



US00D400447S

**United States Patent** [19]  
**Wunderman**

[11] **Patent Number:** **Des. 400,447**  
[45] **Date of Patent:** **\*\*Nov. 3, 1998**

- [54] **WRISTWATCH**
- [75] Inventor: **Severin Wunderman**, South Laguna, Calif.
- [73] Assignee: **Gucci Timepieces SA**, Lengnau, Switzerland
- [\*\*] Term: **14 Years**
- [21] Appl. No.: **82,085**
- [22] Filed: **Jan. 14, 1998**
- [30] **Foreign Application Priority Data**  
Jul. 14, 1997 [XH] Hague Agreement ..... DMA/003784
- [51] **LOC (6) Cl.** ..... **10-02**
- [52] **U.S. Cl.** ..... **D10/32; D10/30**
- [58] **Field of Search** ..... D10/1-40, 122-132;  
D11/3-25; 63/1.1, 3, 5, 11; 368/276-277,  
280-282, 285
- [56] **References Cited**

**U.S. PATENT DOCUMENTS**

D. 377,148 1/1997 Bodino ..... D10/39 X

D. 388,339	12/1997	Wunderman	.....	D10/39
5,146,437	9/1992	Boucheron	.....	368/282
5,206,841	4/1993	Boucheron	.....	368/276

**OTHER PUBLICATIONS**

Form—Mar. 1985—p. 27—Watch at 2nd from Bottom—Right.

*Primary Examiner*—Nelson C. Holtje  
*Attorney, Agent, or Firm*—Sughrue, Mion, Zinn, Macpeak & Seas, PLLC

**CLAIM**

The ornamental design for a wristwatch, as shown and described.

**DESCRIPTION**

FIG. 1 is a perspective view of a wristwatch showing my new design;  
FIG. 2 is a top plan view thereof;  
FIG. 3 is a bottom plan view thereof;  
FIG. 4 is a side elevational view of one side thereof;  
FIG. 5 is a side elevational view of an opposite side thereof;  
FIG. 6 is an end elevational view of one end thereof; and,  
FIG. 7 is an end elevational view of an opposite end thereof.

**1 Claim, 2 Drawing Sheets**



FIG. 1



FIG. 2




FIG. 3




FIG. 4




FIG. 5




FIG. 6




FIG. 7

