



US00D781994S

(12) **United States Design Patent**  
**Mathews**

(10) **Patent No.:** **US D781,994 S**

(45) **Date of Patent:** **\*\* Mar. 21, 2017**

(54) **FISHING LURE**

(71) Applicant: **Richard M. Mathews**, Beach Park, IL  
(US)

(72) Inventor: **Richard M. Mathews**, Beach Park, IL  
(US)

(\*\*) Term: **15 Years**

(21) Appl. No.: **29/546,942**

(22) Filed: **Nov. 30, 2015**

(51) **LOC (10) Cl.** ..... **22-05**

(52) **U.S. Cl.**

USPC ..... **D22/133**

(58) **Field of Classification Search**

USPC ..... D22/126, 127, 128, 129, 130, 131, 132,  
D22/133, 135, 144

CPC ..... A01K 85/00; A01K 85/01; A01K 85/02;  
A01K 85/10; A01K 85/16; A01K 85/18

See application file for complete search history.

(56) **References Cited**

**U.S. PATENT DOCUMENTS**

D248,868	S *	8/1978	Williams, Jr. ....	D22/127
4,926,578	A	5/1990	Morse et al.	
5,301,453	A	4/1994	Terrill	
D369,199	S *	4/1996	Coggins .....	D22/126
D369,200	S *	4/1996	Huddleston .....	D22/133
D381,062	S *	7/1997	Hansen .....	D22/133
5,647,163	A	7/1997	Gorney	
D437,025	S *	1/2001	Peck .....	D22/131
D548,302	S *	8/2007	Steckelberg .....	D22/133
D561,867	S *	2/2008	Anderson .....	D22/133
D676,104	S *	2/2013	Cook, Jr. ....	D22/133
D676,519	S *	2/2013	Cook, Jr. ....	D22/133
D684,236	S	6/2013	Rago	
D696,379	S *	12/2013	Lindsey .....	D22/126
D704,795	S *	5/2014	Patrick .....	D22/133

D705,891	S	5/2014	King	
D713,925	S *	9/2014	Vainio .....	D22/133
D739,914	S *	9/2015	Cook, Jr. ....	D22/133
D741,447	S *	10/2015	Cook, Jr. ....	D22/133
D742,473	S *	11/2015	Cook, Jr. ....	D22/131
D742,474	S *	11/2015	Cook, Jr. ....	D22/132
D742,477	S *	11/2015	Cook, Jr. ....	D22/133
D742,478	S *	11/2015	Cook, Jr. ....	D22/133
D742,479	S *	11/2015	Cook, Jr. ....	D22/133
D760,341	S *	6/2016	Sanford .....	D22/133

(Continued)

*Primary Examiner* — Manpreet Matharu

*Assistant Examiner* — Suzanne Tisdell

(74) *Attorney, Agent, or Firm* — Jansson Munger  
McKinley & Kirby Ltd.

(57) **CLAIM**

The ornamental design of a fishing lure, as shown and described.

**DESCRIPTION**

FIG. 1 is a perspective view of the fishing lure of the present design;

FIG. 2 is a back perspective view of the fishing lure shown in FIG. 1;

FIG. 3 is a right side view of the fishing lure shown in FIG. 1;

FIG. 4 is a left side view of the fishing lure shown in FIG. 1;

FIG. 5 is a top view of the fishing lure shown in FIG. 1;

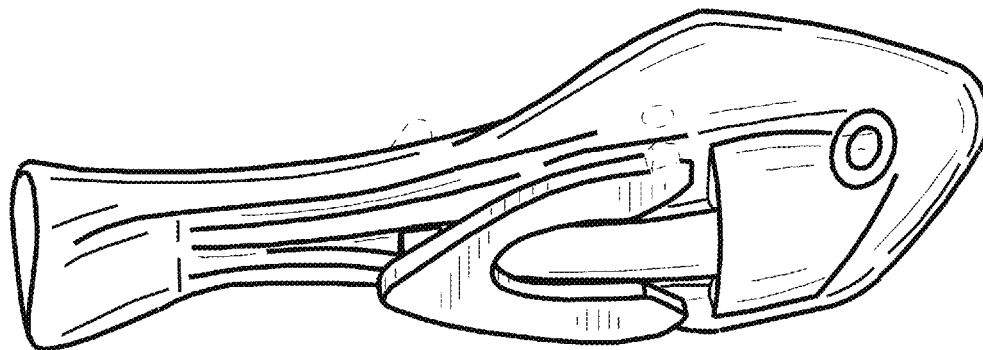
FIG. 6 is a bottom view of the fishing lure shown in FIG. 1;

FIG. 7 is a front view of the fishing lure shown in FIG. 1; and,

FIG. 8 is a back view of the fishing lure shown in FIG. 1.

The broken lines depict environment and form no part of the claimed design.

**1 Claim, 8 Drawing Sheets**



(56)

**References Cited**

U.S. PATENT DOCUMENTS

D760,865	S *	7/2016	Taboada .....	D22/133
2007/0175083	A1 *	8/2007	Wilson .....	A01K 85/02
				43/42.15
2010/0146837	A1 *	6/2010	Zernov .....	A01K 85/18
				43/42.15
2013/0097915	A1 *	4/2013	Tamburro .....	A01K 85/00
				43/43.16
2015/0089858	A1 *	4/2015	Burdick .....	A01K 85/16
				43/42.09
2015/0150226	A1 *	6/2015	McLeod .....	A01K 85/16
				43/42.06
2015/0289491	A1 *	10/2015	Mancini .....	A01K 85/01
				43/17.6
2016/0000057	A1 *	1/2016	Mistilis .....	A01K 85/10
				43/17.6
2016/0021859	A1 *	1/2016	Stull .....	A01K 83/00
				43/44.83
2016/0157471	A1 *	6/2016	Leppala .....	A01K 85/16
				43/42.22
2016/0165866	A1 *	6/2016	LaMey .....	A01K 85/18
				43/42.09

\* cited by examiner

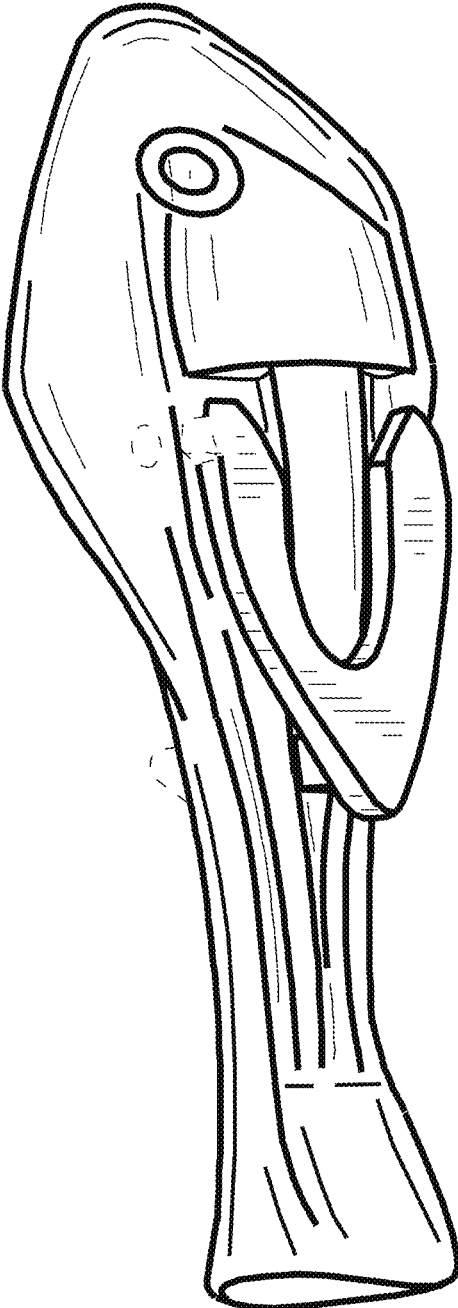


FIG. 1



FIG. 2

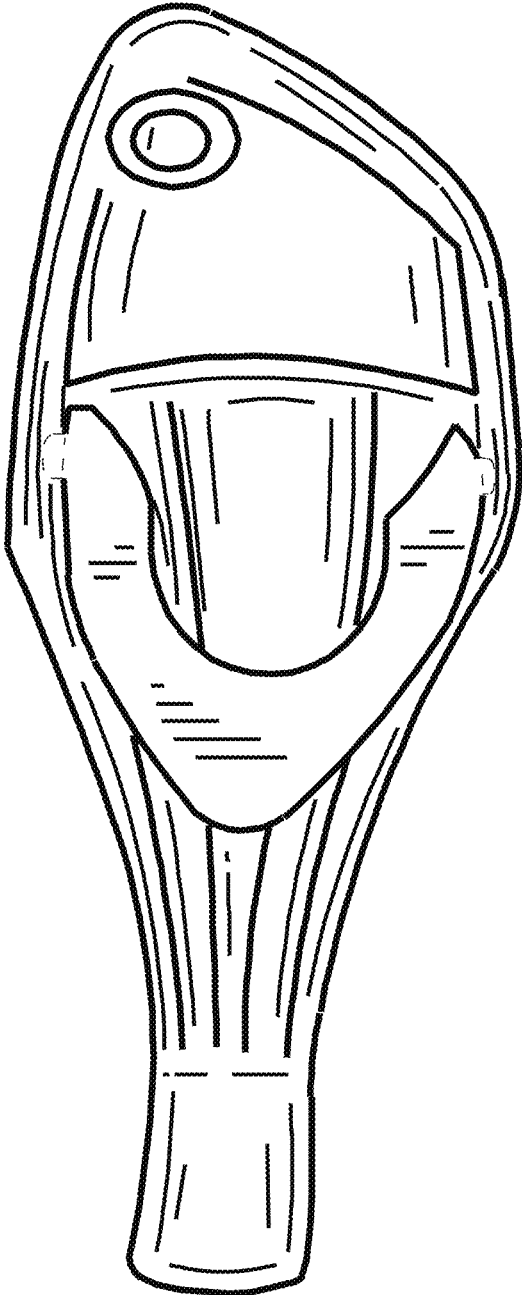


FIG. 3




FIG. 4

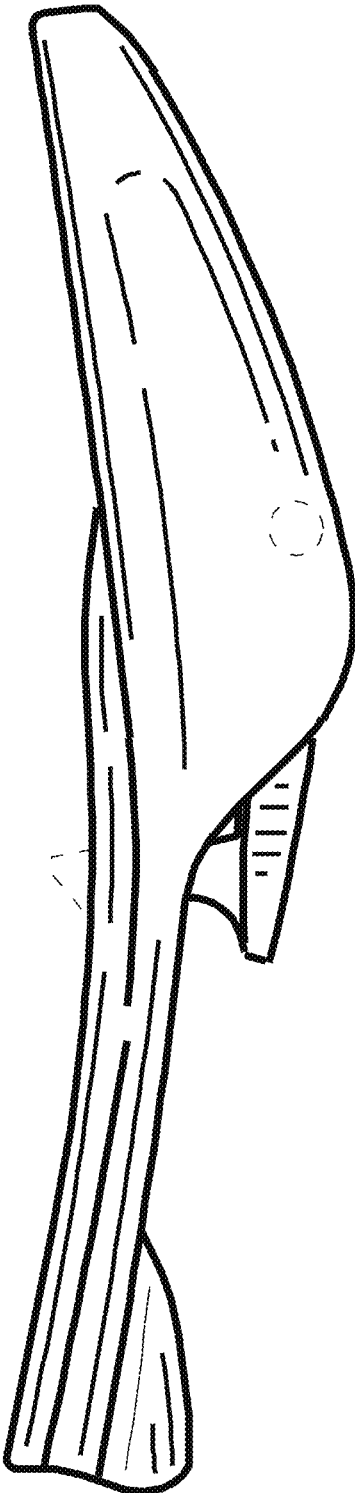


FIG. 5



FIG. 6






FIG. 7

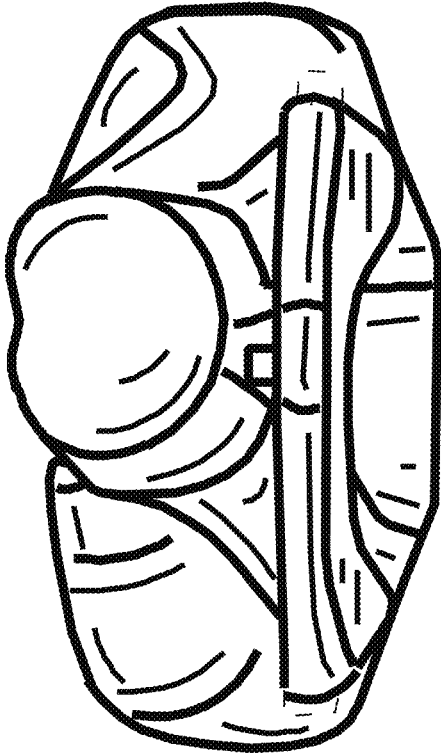


FIG. 8