

(No Model.)

A. G. GEFVERT.
SURGICAL FOOT SUPPORTER.

No. 454,342.

Patented June 16, 1891.

Fig. 1.

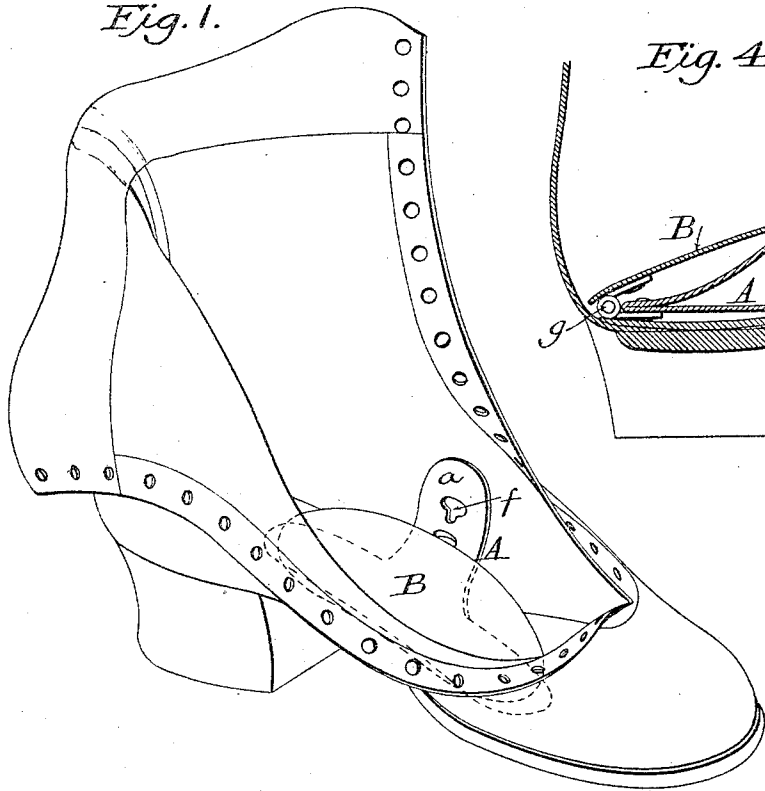


Fig. 4.

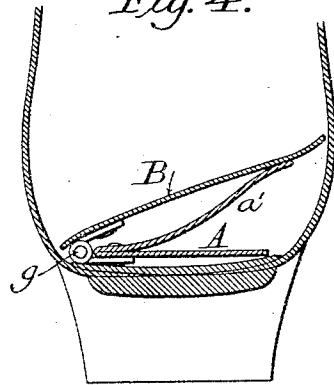


Fig. 2.

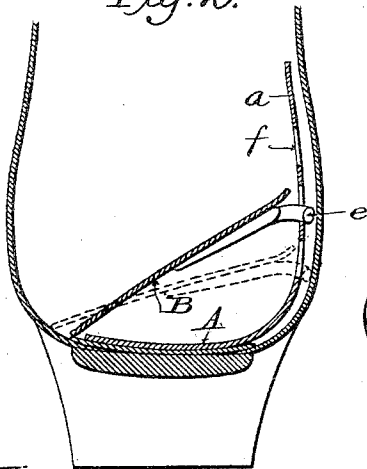
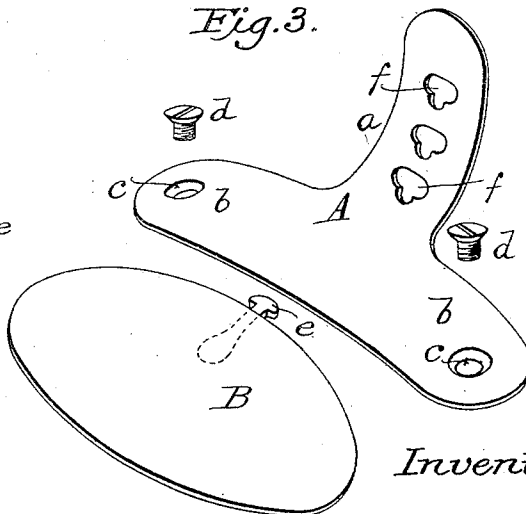


Fig. 3.



Witnesses:

James F. Duhamel
Horace A. Dodge.

Inventor:

Anders Gustaf Gefvert,
by Dodge & Loner,
Attys.

UNITED STATES PATENT OFFICE.

ANDERS GUSTAF GEVERT, OF PHILADELPHIA, PENNSYLVANIA.

SURGICAL FOOT-SUPPORTER.

SPECIFICATION forming part of Letters Patent No. 454,342, dated June 16, 1891.

Application filed December 12, 1890. Serial No. 374,466. (No model.)

To all whom it may concern:

Be it known that I, ANDERS GUSTAF GEVERT, a citizen of the United States, residing at Philadelphia, in the county of Philadelphia and State of Pennsylvania, have invented certain new and useful Improvements in Foot-Supporters, of which the following is a specification.

My invention relates to devices worn inside of a boot or shoe for the relief and cure of a certain deformity known as "flat foot;" and it consists in various features hereinafter set forth and claimed, whereby the arch of the foot shall be properly supported.

In the drawings, Figure 1 is a perspective view of a shoe provided with my improvement; Fig. 2, a vertical transverse sectional view through the shoe and support; Fig. 3, a perspective view of the parts separated, and Fig. 4 a sectional view of a modification.

A indicates a standard comprising, preferably, an upright arm *a* and lateral arms *b b*, the latter being perforated, as at *c*, to receive screws *d*, or equivalent fastening devices, by means of which the standard is affixed rigidly in position within the shoe. The upright arm *a* is provided with a series of holes or openings *f* (preferably T-shaped) to receive a correspondingly-formed lug *e*, projecting from the side of the supporting-plate B. This plate, which will advisably, though not necessarily, be made of metal, is made slightly convex (longitudinally) to conform to the curvature the foot should have or is desired to have, and the said plate is made of about the width of the foot at the instep, so as to give a good firm bearing or support. By providing the standard-arm *a* with a series of holes or openings *f*, I am enabled to raise and lower the supporting-plate, as shown in Fig.

2, and to secure it in its different adjusted positions, the formation of the connection *ef* effectually preventing the disengagement of the plate from its standard. This adjustment of the plate is a matter of importance, as it frequently becomes desirable to raise or lower the plate during the treatment of the case.

One of the principal advantages of the present construction resides in the fact that the outside braces or rods heretofore used are dispensed with.

In the construction shown in Fig. 4 the adjustment of the plate B is secured without necessitating the detachment or removal of the latter. It will be noticed upon reference to this figure that the plate B, instead of being detachably secured to the standard A, is hinged or pivoted thereto by a hinge *g*, the plate being held in an inclined position by an arm *a'*, corresponding in function to the perforated arm *a* of Figs. 1, 2, and 3. By varying the position of the free or outer end of the arm *a'*, which possesses little or no elasticity, the inclination of the plate may be varied.

Having thus described my invention, what I claim is—

1. A boot or shoe provided with an internal vertically-adjustable arch-supporting plate.
2. In combination with a standard or support, an adjustable arch-supporting plate.
3. In combination with standard A, having arm *a*, plate B, provided with lug or projection *e* to fit the openings *f* in the arm.

In witness whereof I hereunto set my hand in the presence of two witnesses.

ANDERS GUSTAF GEVERT.

Witnesses:

KURRE W. O. STRONG,
J. G. ALLEN.