



US00D799575S

(12) **United States Design Patent**
Tang et al.

(10) **Patent No.:** **US D799,575 S**

(45) **Date of Patent:** **** Oct. 10, 2017**

- (54) **ROBOT**
- (71) Applicant: **SHENZHEN NXROBO CO., LTD**,
Shenzhen, Guangdong (CN)
- (72) Inventors: **Zhihai Tang**, Guangdong (CN); **Gang Yu**, Guangdong (CN); **Tin Lun Lam**,
Guangdong (CN); **Jiwei Guan**,
Guangdong (CN); **Litian Zhuang**,
Guangdong (CN); **Fan Yang**,
Guangdong (CN); **Jie Xiao**, Guangdong
(CN)

- 5,295,607 A * 3/1994 Chang B65F 1/06
220/263
- 5,957,319 A * 9/1999 Shane da Costa B65F 1/06
220/252
- D418,650 S * 1/2000 Neuhaus D34/1
- D467,696 S * 12/2002 Rashid D34/9
- D494,722 S * 8/2004 Lin D34/7
- 6,837,393 B1 * 1/2005 Kuo B65F 1/1607
220/263
- D526,455 S * 8/2006 Chen D34/8
- 7,171,286 B2 * 1/2007 Wang H04N 7/142
318/568.11
- D549,756 S * 8/2007 Park D15/199
- D578,721 S * 10/2008 Neuhaus D34/7
- D586,068 S * 2/2009 Dretzka D34/7

(73) Assignee: **SHENZHEN NXROBO CO., LTD**,
Shenzhen (CN)

(**) Term: **15 Years**

(21) Appl. No.: **29/550,019**

(22) Filed: **Dec. 30, 2015**

(51) **LOC (10) Cl.** **15-99**

(52) **U.S. Cl.**
USPC **D15/199**

(58) **Field of Classification Search**
USPC D15/199; D21/578-583, 621, 622
CPC B25J 9/044; B25J 9/102; G06F 3/0485
See application file for complete search history.

(56) **References Cited**

U.S. PATENT DOCUMENTS

- 329,026 A * 10/1885 De La Vergne, Jr. . . B65D 47/40
220/213
- 1,333,051 A * 3/1920 Young B65F 1/10
220/252
- 2,063,507 A * 12/1936 Karper B65F 1/08
220/263
- 5,170,904 A * 12/1992 Neuhaus B65F 1/08
220/262

(Continued)

Primary Examiner — Patricia Palasik

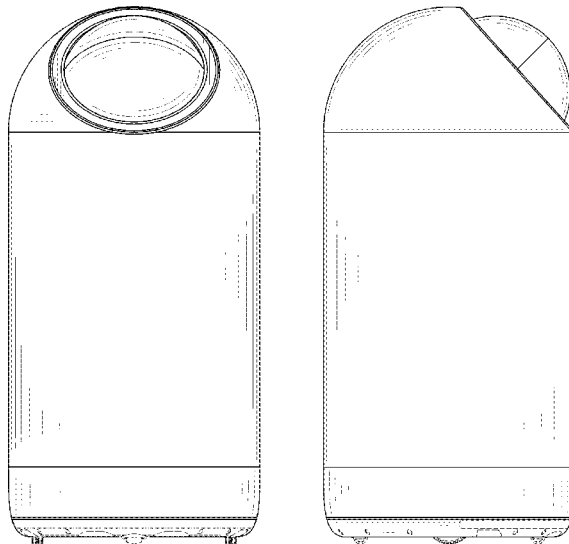
(57) **CLAIM**

The ornamental design for a robot, as shown and described.

DESCRIPTION

FIG. 1 is a front elevational view of a robot showing our new design;
 FIG. 2 is a rear elevational view thereof;
 FIG. 3 is a left side view thereof;
 FIG. 4 is a right side view thereof;
 FIG. 5 is a top plan view thereof;
 FIG. 6 is a perspective view thereof;
 FIG. 7 is a front elevational view of the robot in a first use state;
 FIG. 8 is a front elevational view of the robot in a second use state;
 FIG. 9 is a perspective view of the robot in a third use state;
 FIG. 10 is a perspective view of the robot in a fourth use state; and,
 FIG. 11 is a perspective view of the robot in a fifth use state.
 The broken lines in the drawings depict unclaimed environmental subject matter.

1 Claim, 11 Drawing Sheets



(56)

References Cited

U.S. PATENT DOCUMENTS

D589,669	S *	3/2009	Cheng	D34/4
D589,670	S *	3/2009	Smeets	D34/7
D592,372	S *	5/2009	Neuhaus	D34/9
D627,533	S *	11/2010	Yang	D34/7
D644,392	S *	8/2011	Quan	D34/9
D720,513	S *	12/2014	Yang	D34/1
9,092,021	B2 *	7/2015	Wong	G05B 19/04
D746,886	S *	1/2016	Breazeal	D15/199
D766,644	S *	9/2016	Huang	D15/199
2001/0031604	A1 *	10/2001	Hornsby	A63H 33/00 446/427
2007/0192910	A1 *	8/2007	Vu	B25J 5/007 700/245
2009/0157228	A1 *	6/2009	Hong	B25J 9/1689 700/259
2010/0219191	A1 *	9/2010	Prosa	B65F 1/06 220/495.06
2014/0111812	A1 *	4/2014	Baeg	G01B 11/25 356/610

* cited by examiner




Fig. 1




Fig. 2




Fig. 3




Fig. 4

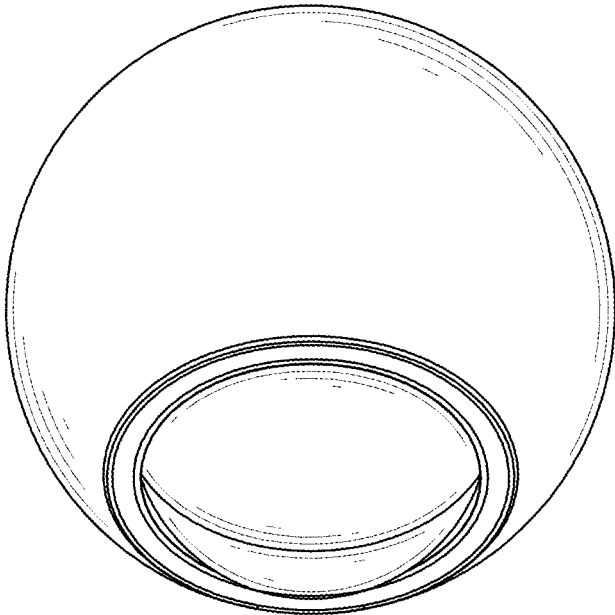


Fig. 5

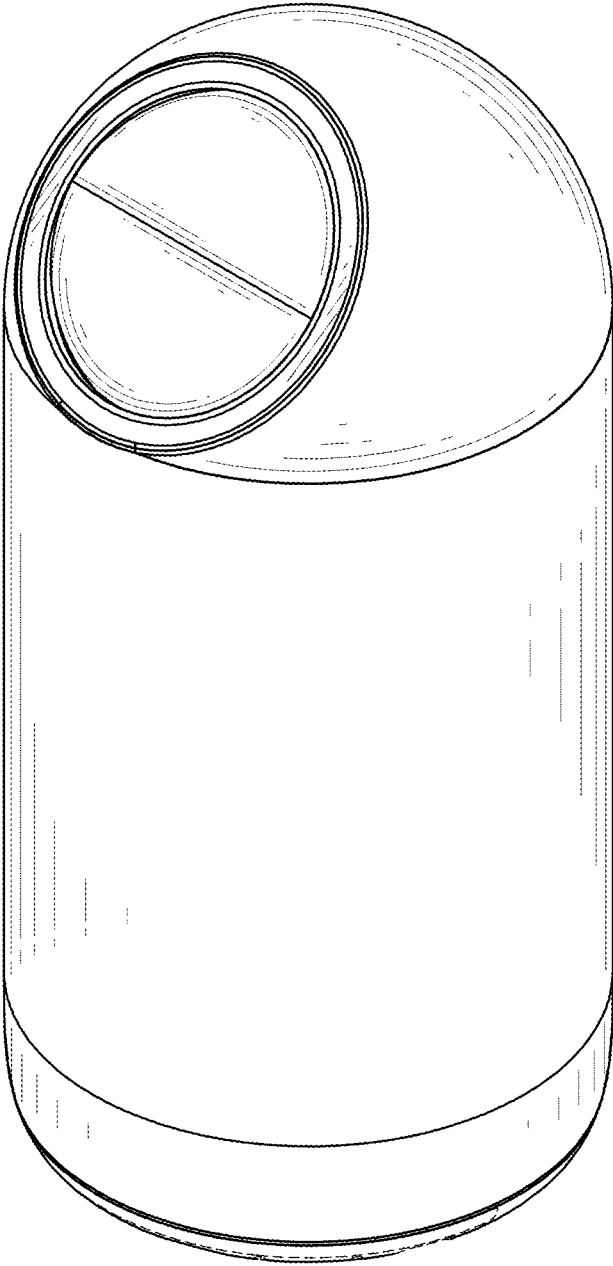


Fig. 6




Fig. 7




Fig. 8

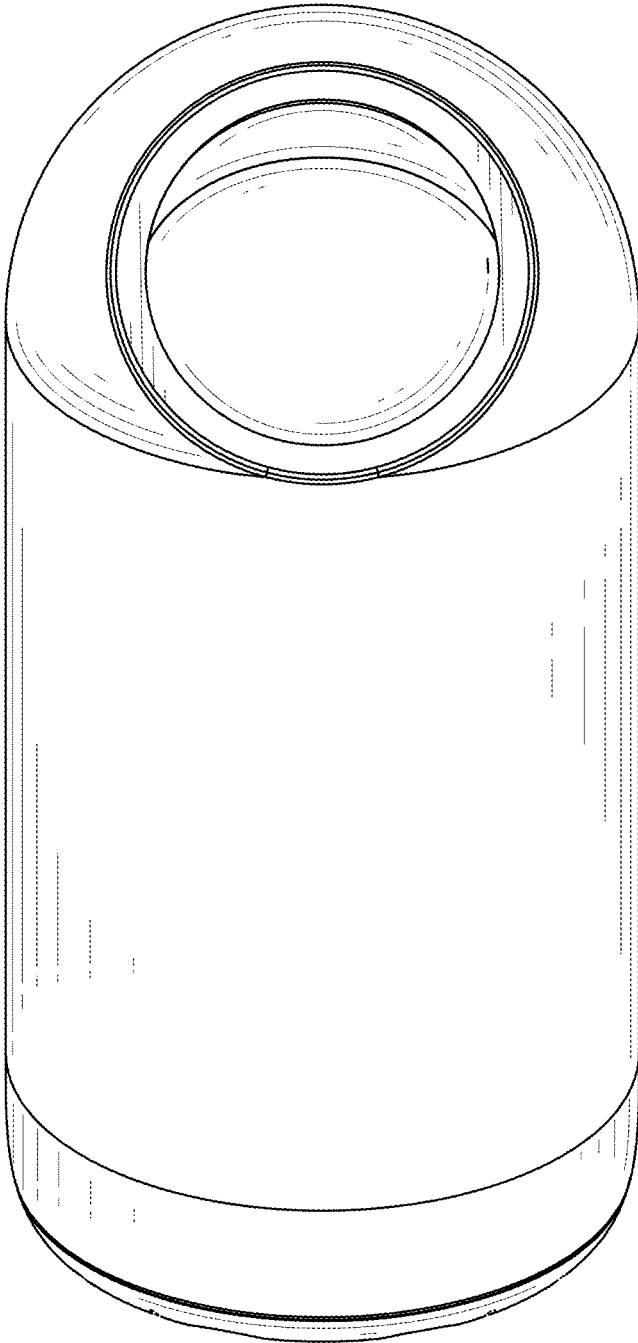


Fig. 9




Fig. 10




Fig. 11