



(12) **United States Design Patent**
Chumchal

(10) **Patent No.:** **US D924,647 S**
(45) **Date of Patent:** **** Jul. 13, 2021**

- (54) **UTILITY TOOL ATTACHMENT**
- (71) Applicant: **Kyle Chumchal**, Fletcher, NC (US)
- (72) Inventor: **Kyle Chumchal**, Fletcher, NC (US)
- (73) Assignee: **Microtech Knives, Inc.**, Bradford, PA (US)
- (**) Term: **15 Years**
- (21) Appl. No.: **29/720,884**
- (22) Filed: **Jan. 16, 2020**
- (51) **LOC (13) Cl.** **08-05**
- (52) **U.S. Cl.**
USPC **D8/14; D8/47**
- (58) **Field of Classification Search**
USPC D8/14, 47, 98, 99, 105; D22/117, 118;
D24/146; D15/139
CPC : F41B 15/06; F41B 15/08; B26B 3/00; B26B
9/00; B26B 9/02
See application file for complete search history.

D689,934	S *	9/2013	Chu	D19/179
D692,480	S *	10/2013	Chu	D19/123
D692,486	S *	10/2013	Casciotti	D19/199
D699,089	S *	2/2014	Quinn	D8/70
D710,941	S *	8/2014	Casciotti	D19/177
D715,124	S *	10/2014	Hicks	D8/98
9,085,074	B2 *	7/2015	Quinn	C22C 38/18
9,108,454	B1 *	8/2015	Rosenberg	B43K 23/08
D746,407	S *	12/2015	Lu	D22/118
D751,881	S *	3/2016	Hicks	D8/98
D752,937	S *	4/2016	Schneider	D8/70
D841,761	S *	2/2019	Lin	D22/117
D859,572	S *	9/2019	Rae	D22/118
D867,839	S *	11/2019	DeFries	A44C 17/043
					D8/26
10,549,571	B1 *	2/2020	Abel	A45C 11/24
D890,878	S *	7/2020	Rae	D22/117
D892,968	S *	8/2020	Rae	D22/118
D897,182	S *	9/2020	Marfione	D8/99
D899,552	S *	10/2020	Berenji	D22/118
D905,770	S *	12/2020	Klamm	D15/139

(Continued)

Primary Examiner — Philip S Hyder
(74) *Attorney, Agent, or Firm* — Steve LeBlanc, LLC

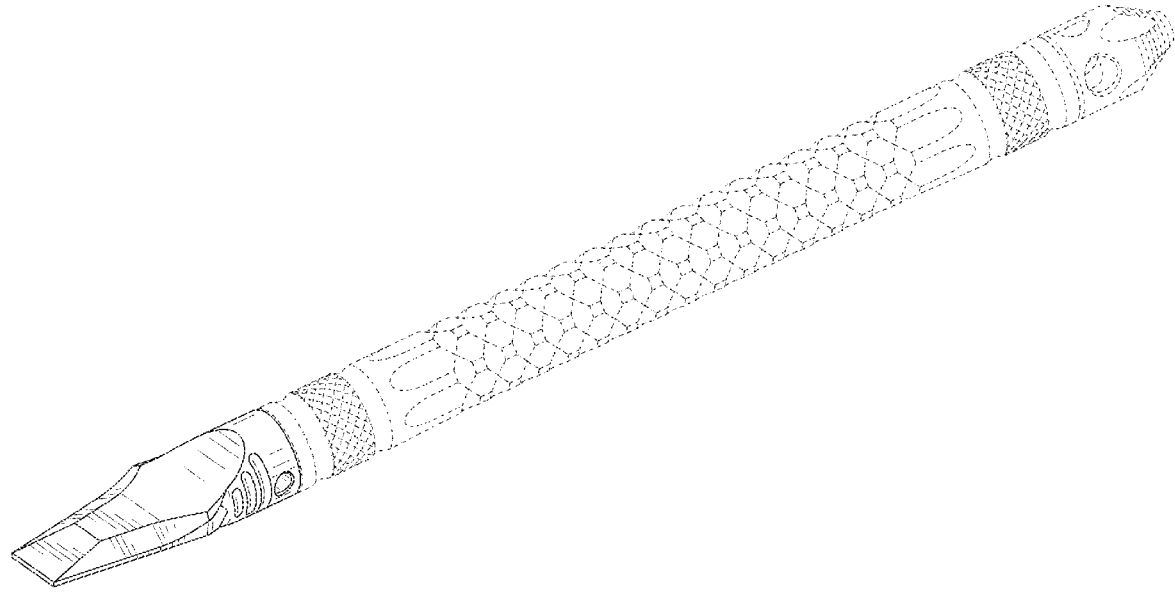
(57) **CLAIM**
The ornamental design for a utility tool attachment, as shown and described.

- (56) **References Cited**
U.S. PATENT DOCUMENTS
- 2,848,809 A * 8/1958 Crowder B43K 21/08
30/164.9
- D241,803 S * 10/1976 Amiot D8/14
- D274,357 S * 6/1984 Moreno D24/142
- D346,103 S * 4/1994 Warner D8/47
- D379,227 S * 5/1997 Rosen D19/184
- D401,277 S * 11/1998 Takemura D19/173
- D416,577 S * 11/1999 Andrews D19/174
- D473,617 S * 4/2003 Rae D22/118
- D596,472 S * 7/2009 Cook D8/47
- D637,629 S * 5/2011 Clark D15/29
- D647,963 S * 11/2011 Chu D19/184
- D668,520 S * 10/2012 Ortiz D8/47
- D670,761 S * 11/2012 Fleming D19/173
- D682,063 S * 5/2013 Ortiz D8/47

DESCRIPTION

FIG. 1 is a front perspective view of the utility tool attachment;
FIG. 2 is a top view of the utility tool attachment;
FIG. 3 is a bottom view of the utility tool attachment;
FIG. 4 is a left side view of the utility tool attachment;
FIG. 5 is a right side view of the utility tool attachment;
FIG. 6 is a front view of the utility tool attachment; and,
FIG. 7 is a rear view of the utility tool attachment.
The dotted lines shown in FIGS. 1-7 are environmental only and form no part of the claimed design.

1 Claim, 4 Drawing Sheets



(56)

References Cited

U.S. PATENT DOCUMENTS

D906,470 S *	12/2020	Marfione	D22/118
2007/0062046 A1 *	3/2007	Hsu	B25D 3/00
			30/167
2011/0041346 A1 *	2/2011	Chen	B25F 1/02
			30/167
2012/0122593 A1 *	5/2012	Gross	F21L 4/005
			463/47.4

* cited by examiner

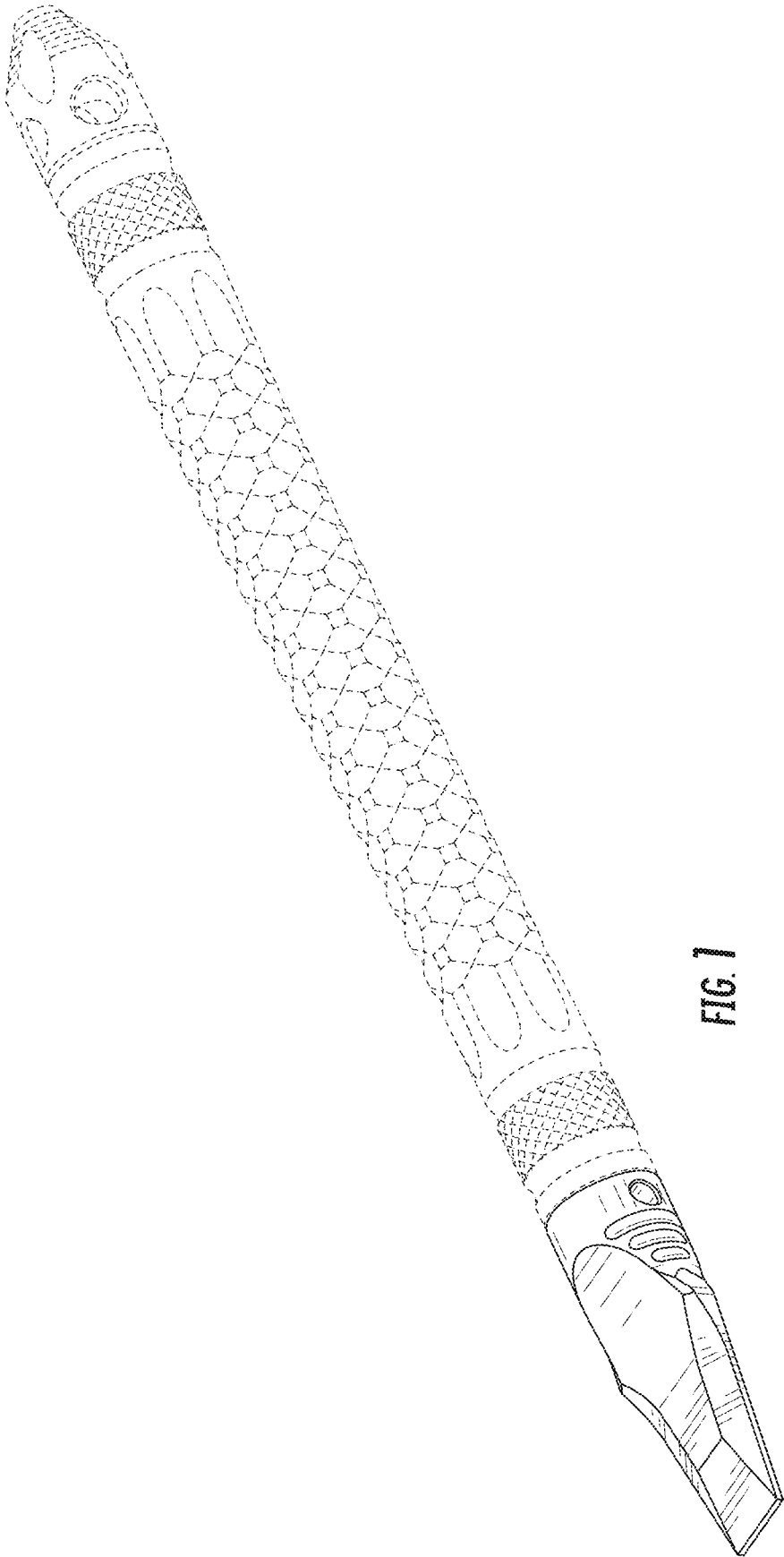


FIG. 1

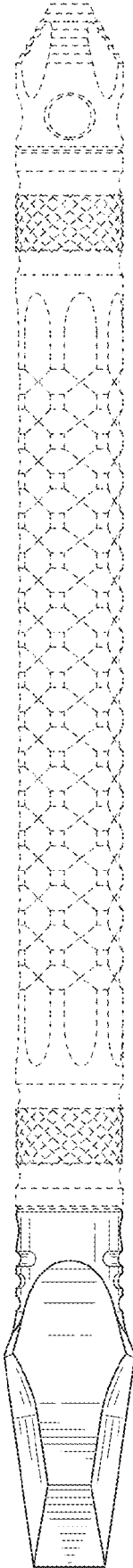


FIG. 2

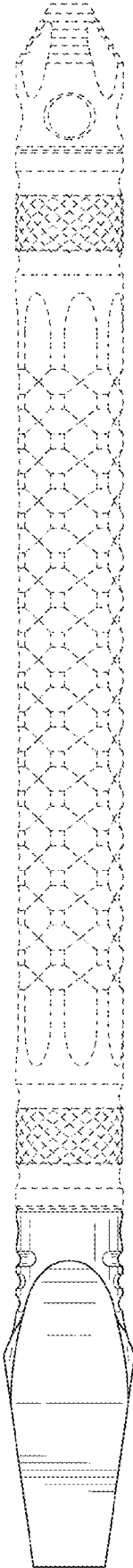


FIG. 3

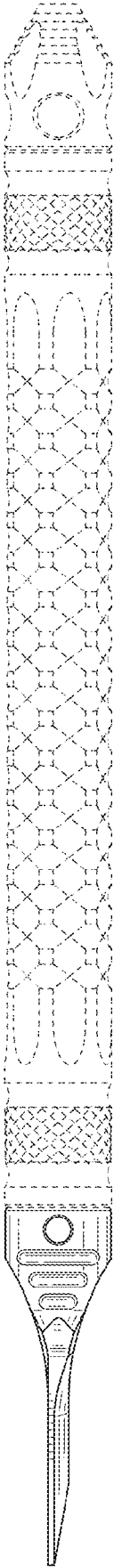


FIG. 4

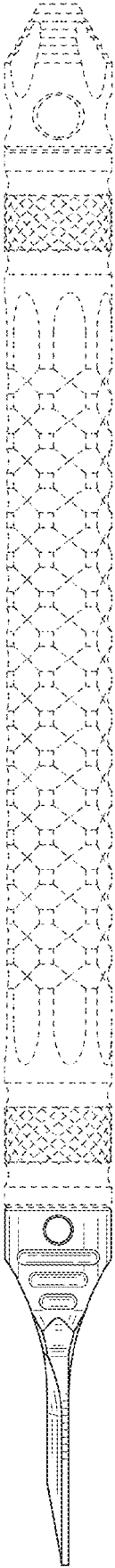


FIG. 5

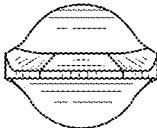


FIG. 6

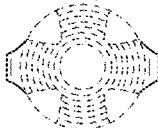


FIG. 7