

United States Patent [19]

Yang

[11] Patent Number: Des. 299,452

[45] Date of Patent: ** Jan. 17, 1989

[54] VIDEO CASSETTE RECORDER

[75] Inventor: Doo S. Yang, Seoul, Rep. of Korea

[73] Assignee: Gold Star Co., Ltd., Seoul, Rep. of Korea

[**] Term: 14 Years

[21] Appl. No.: 872,469

[22] Filed: Jun. 9, 1986

[30] Foreign Application Priority Data

Dec. 10, 1985 [KR] Rep. of Korea 17460/1985

[52] U.S. Cl. D14/135

[58] Field of Search D14/1, 2, 3, 5, 6, 68, D14/70, 71, 72, 75, 99; 369/77.1, 77.2

[56] References Cited

U.S. PATENT DOCUMENTS

D. 275,668 9/1984 Erber et al. D14/1

D. 289,154 4/1987 Kawamoto et al. D14/1

D. 289,947 5/1987 Katou et al. D14/1 X

D. 290,000 5/1987 Yamamoto et al. D14/1

4,467,466 8/1984 Hughes 369/77.2

Primary Examiner—Bernard Ansher

Assistant Examiner—Theodore M. Shooman

Attorney, Agent, or Firm—Birch, Stewart, Kolasch & Birch

[57] CLAIM

The ornamental design for a video cassette recorder, as shown.

DESCRIPTION

FIG. 1 is a top, front and right side perspective view of a video cassette recorder showing my new design.

FIG. 2 is a top plan view thereof;

FIG. 3 is a front elevational view thereof;

FIG. 4 is a bottom plan view thereof;

FIG. 5 is a rear elevational view thereof;

FIG. 6 is a right side elevational view thereof; and

FIG. 7 is a left side elevational view thereof.




FIG. 1




FIG. 2

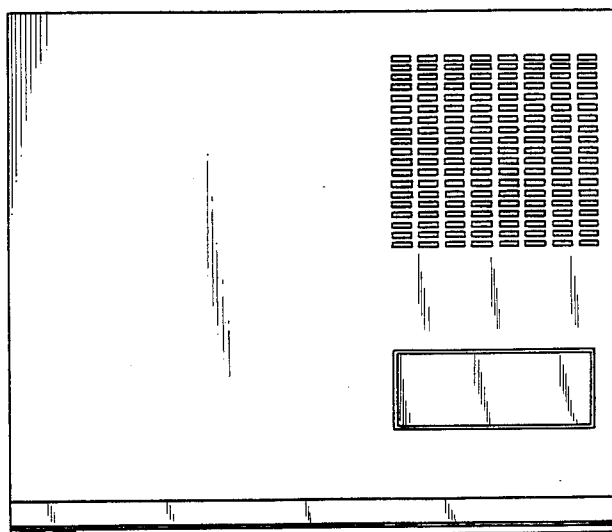


FIG. 3

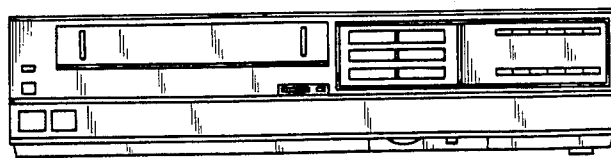


FIG. 4

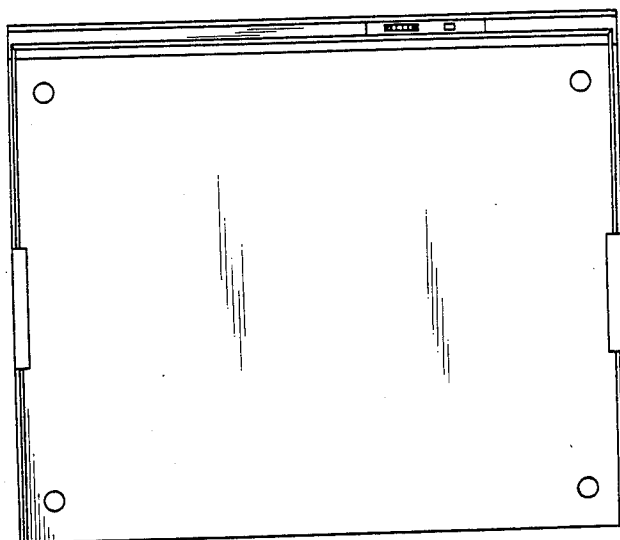


FIG. 5

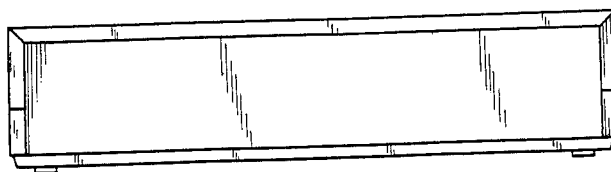


FIG. 6

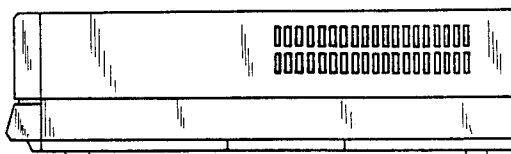


FIG. 7

