



US00D511342S

(12) **United States Design Patent**
Chien

(10) **Patent No.:** **US D511,342 S**

(45) **Date of Patent:** **** Nov. 8, 2005**

(54) **HANDHELD ELECTRONIC DEVICE**

D485,267 S * 1/2004 Chien D14/346

(75) Inventor: **Chih-Ling Chien**, Kaohsiung (TW)

* cited by examiner

(73) Assignee: **High Tech Computer, Corp.**, Taoyuan (TW)

Primary Examiner—Freda S. Nunn
(74) *Attorney, Agent, or Firm*—Birch, Stewart, Kolasch & Birch, LLP

(**) Term: **14 Years**

(57) **CLAIM**

(21) Appl. No.: **29/210,595**

The ornamental design for a handheld electronic device, as shown.

(22) Filed: **Aug. 4, 2004**

(51) **LOC (8) Cl.** **14-02**

(52) **U.S. Cl.** **D14/346**

(58) **Field of Search** D14/341-347;
D18/1, 2, 7, 11; 235/145 A, 145 R; 341/22, 23; 345/156, 168, 169, 172, 173; 361/680-686

DESCRIPTION

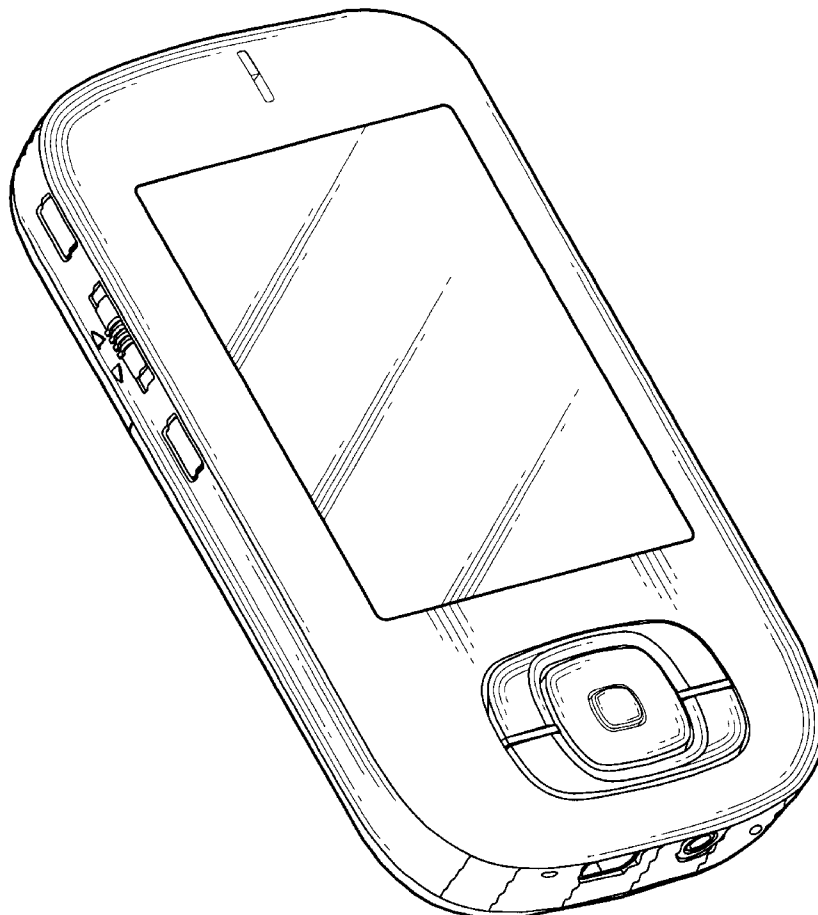
FIG. 1 is a front perspective view showing a handheld electronic device in accordance with my design; FIG. 2 is a front side view thereof; FIG. 3 is a rear side view thereof; FIG. 4 is a left side view thereof; FIG. 5 is a right side view thereof; FIG. 6 is a top plane view thereof; and, FIG. 7 is a bottom plane view thereof.

(56) **References Cited**

U.S. PATENT DOCUMENTS

D442,583 S * 5/2001 Ohta et al. D14/346
D460,448 S * 7/2002 Matsumoto D14/346

1 Claim, 6 Drawing Sheets



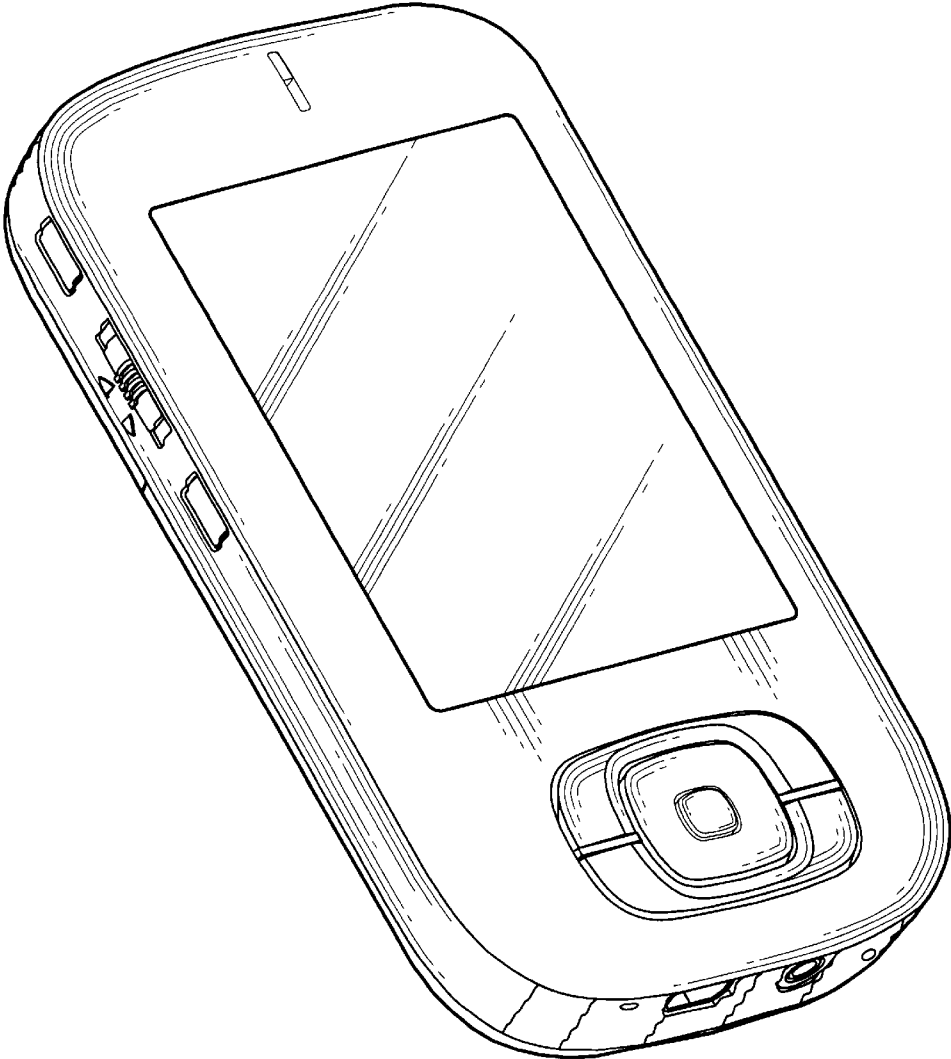


FIG. 1

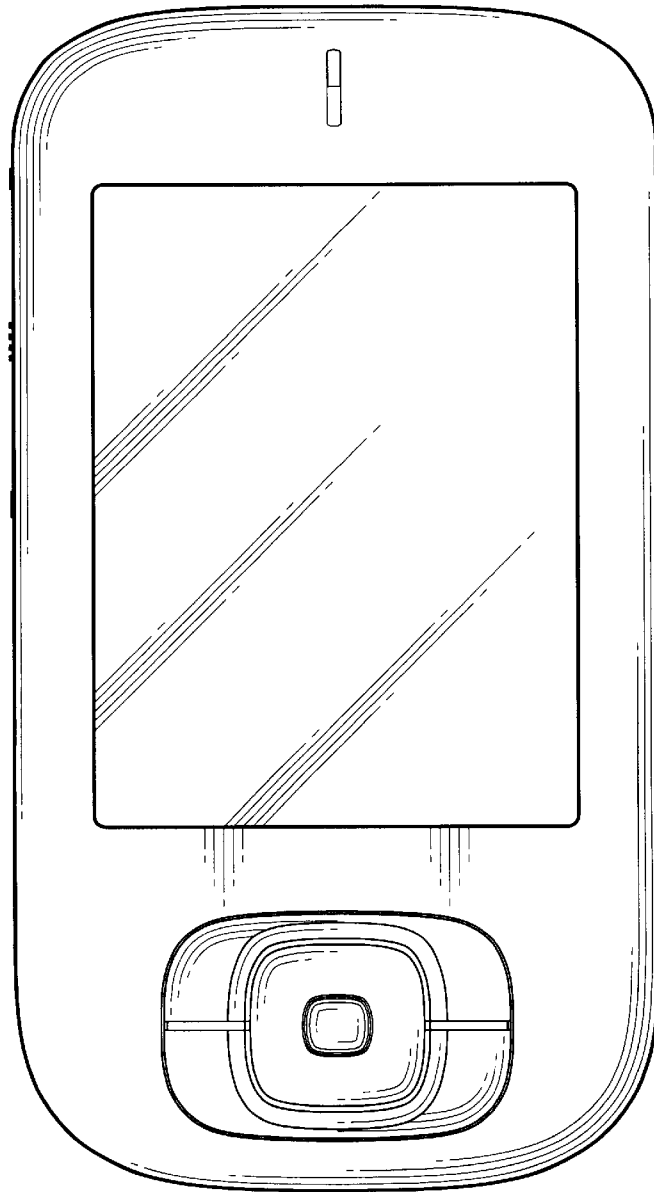


FIG. 2

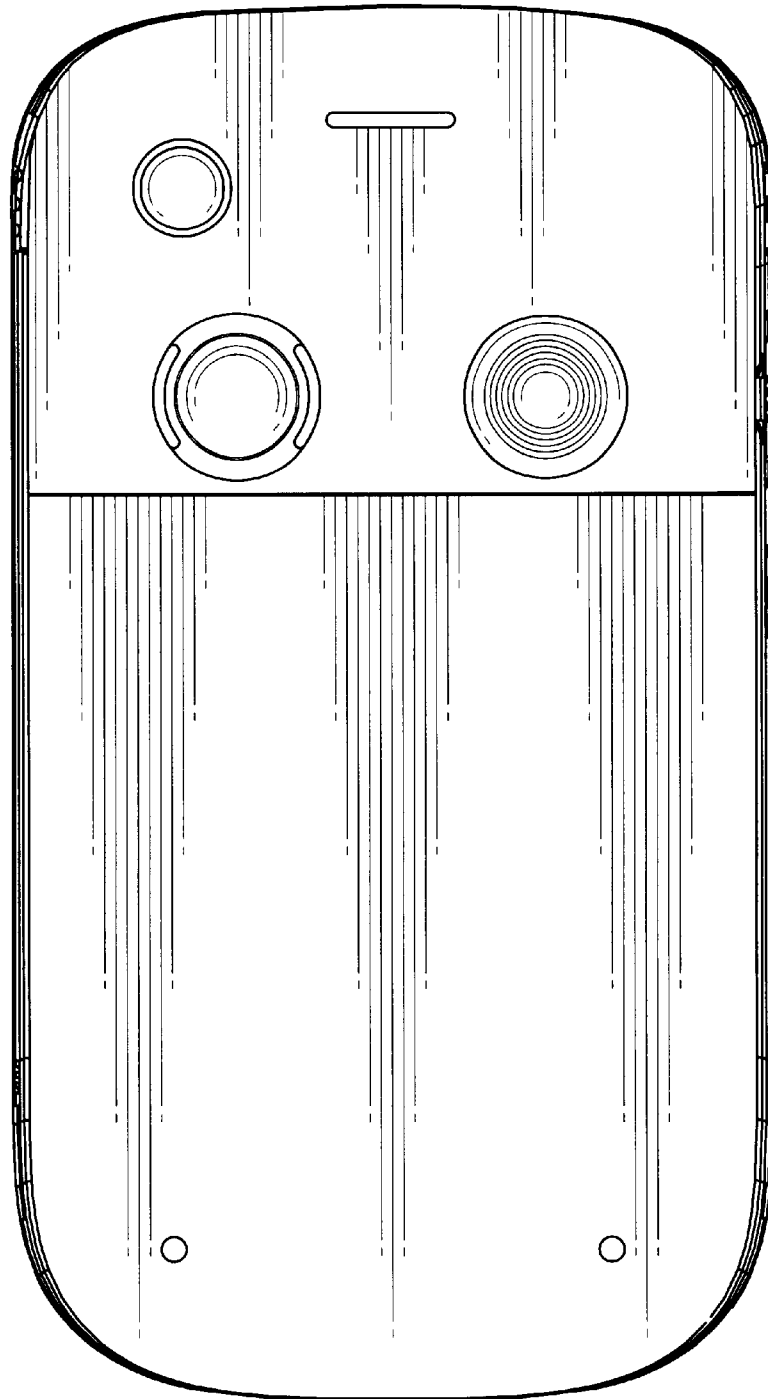


FIG. 3

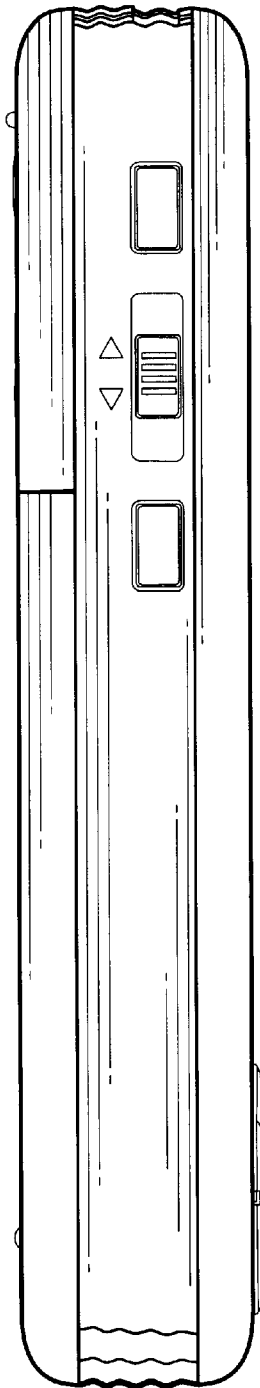


FIG. 4




FIG. 5

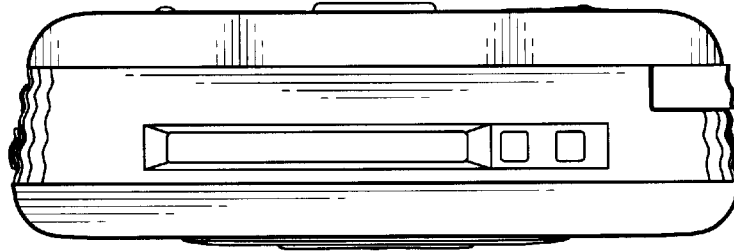


FIG. 6

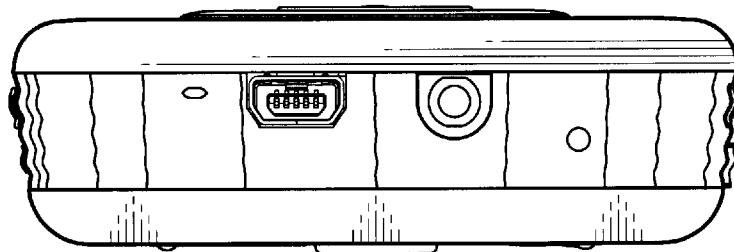


FIG. 7