



US00D548281S

(12) **United States Design Patent**
Tien

(10) **Patent No.:** **US D548,281 S**

(45) **Date of Patent:** **** Aug. 7, 2007**

(54) **PEN**

(76) Inventor: **Kuang-Hsia Tien**, 475 E. Duarte Rd.,
Monrovia, CA (US) 91016

(**) Term: **14 Years**

(21) Appl. No.: **29/263,130**

(22) Filed: **Jul. 17, 2006**

(51) **LOC (8) Cl.** **19-06**

(52) **U.S. Cl.** **D19/50**

(58) **Field of Classification Search** D19/35,
D19/36, 41-51, 53-57; 24/11 R, 11 F, 11 P;
401/52, 99, 100, 104, 105, 106, 107, 108,
401/109, 192, 195, 196

See application file for complete search history.

(56) **References Cited**

U.S. PATENT DOCUMENTS

D189,735 S *	2/1961	Platt	D19/50
D465,238 S *	11/2002	Qiu	D19/50
D478,125 S *	8/2003	Chen	D19/50
D480,423 S *	10/2003	Kung	D19/51

D489,406 S *	5/2004	Sakuno	D19/51
D496,688 S *	9/2004	Nishida	D19/51
D502,507 S *	3/2005	Wang	D19/50
D510,104 S *	9/2005	Qiu	D19/47

* cited by examiner

Primary Examiner—Elizabeth A. Albert

(74) *Attorney, Agent, or Firm*—Clement Cheng

(57) **CLAIM**

The ornamental design for a pen, as shown and described.

DESCRIPTION

FIG. 1 is a front perspective view of the pen.

FIG. 2 is a front view of the pen.

FIG. 3 is a right side view of the pen.

FIG. 4 is a left side view of the pen.

FIG. 5 is a rear view.

FIG. 6 is a bottom view; and,

FIG. 7 is a top view.

1 Claim, 1 Drawing Sheet

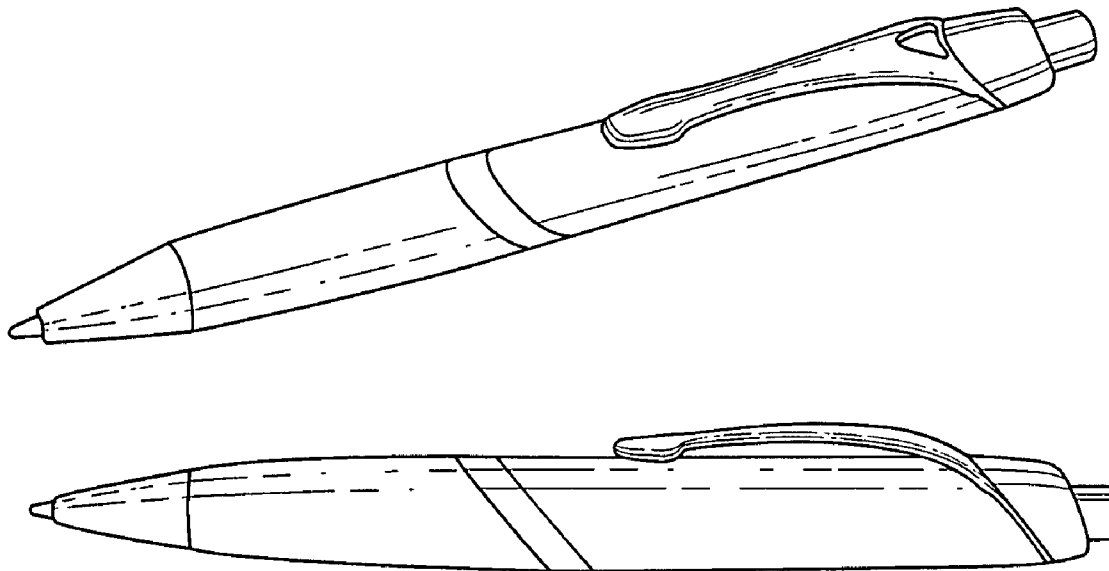


Fig. 1

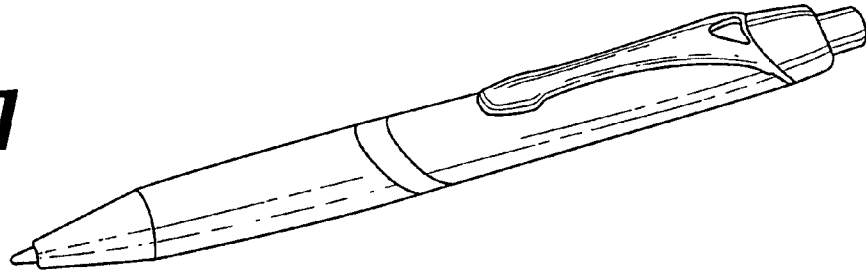


Fig. 2

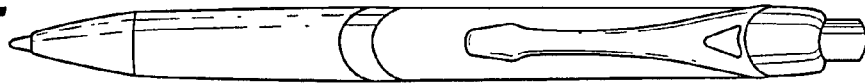


Fig. 3

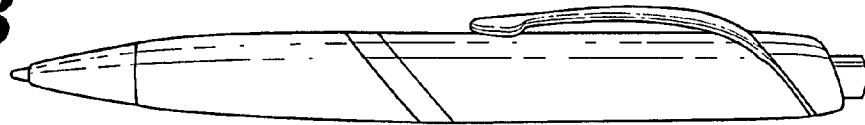


Fig. 4

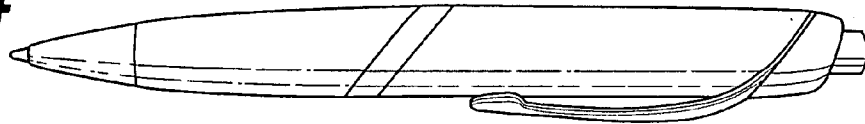


Fig. 5



Fig. 6



Fig. 7