



US00D763745S

(12) **United States Design Patent**
Lee, IV et al.

(10) **Patent No.:** **US D763,745 S**

(45) **Date of Patent:** **** Aug. 16, 2016**

(54) **VEHICLE BUMPER**

(71) Applicants: **Jestwin E. Lee, IV**, Arlington, TX (US);
Wallace A. Peltola, Sammamish, WA
(US); **Steven H. Hovind**, Bellevue, WA
(US); **Jonathan S. Duncan**, Seattle, WA
(US)

(72) Inventors: **Jestwin E. Lee, IV**, Arlington, TX (US);
Wallace A. Peltola, Sammamish, WA
(US); **Steven H. Hovind**, Bellevue, WA
(US); **Jonathan S. Duncan**, Seattle, WA
(US)

(73) Assignee: **PACCAR Inc**, Bellevue, WA (US)

(**) Term: **14 Years**

(21) Appl. No.: **29/518,896**

(22) Filed: **Feb. 27, 2015**

(51) **LOC (10) Cl.** **12-16**

(52) **U.S. Cl.**

USPC **D12/169**

(58) **Field of Classification Search**

USPC D12/169, 216, 90-92, 86, 171, 196,
D12/163; 293/102, 113, 115, 117, 120;
296/180.1, 180.2

CPC . B60R 19/52; B60R 2019/25; B62D 25/0845
See application file for complete search history.

(56) **References Cited**

U.S. PATENT DOCUMENTS

D518,424 S	4/2006	Clark
D519,067 S	4/2006	Steere
D519,068 S	4/2006	Clark
D519,069 S	4/2006	Clark
D545,248 S	6/2007	Angelo
D563,840 S	3/2008	Simons
D621,752 S	8/2010	Angelo
D633,419 S	3/2011	Peltola

D653,999 S	2/2012	Peltola	
D684,508 S	6/2013	Peltola	
D686,545 S	7/2013	Peltola	
D704,107 S	5/2014	Peltola	
D725,008 S	3/2015	Peltola	
D737,181 S *	8/2015	Smith	D12/169
D737,739 S *	9/2015	Hanson	D12/169
D740,730 S *	10/2015	Peltola	D12/169
D751,012 S *	3/2016	Hare	D12/169

OTHER PUBLICATIONS

“AeroCab”, Kenworth Truck Company, Kirkland, Washington, 1993,
5-page brochure.
“Class Pays, Construction Trucks,” Peterbilt Motors Company,
Denton, Texas, Nov. 2003, 16-page brochure.
“Class Pays,” Peterbilt Motors Company, Denton, Texas, Nov. 1998,
10-page brochure.
“Class Pays,” Peterbilt Motors Company, Denton, Texas, Sep. 1997,
10-page brochure.
“Kenworth Truck Models,” Kenworth Truck Company, Kirkland,
Washington, 2010, 16-page brochure.

(Continued)

Primary Examiner — Melody N Brown

(74) *Attorney, Agent, or Firm* — Christensen O’Connor
Johnson Kindness PLLC

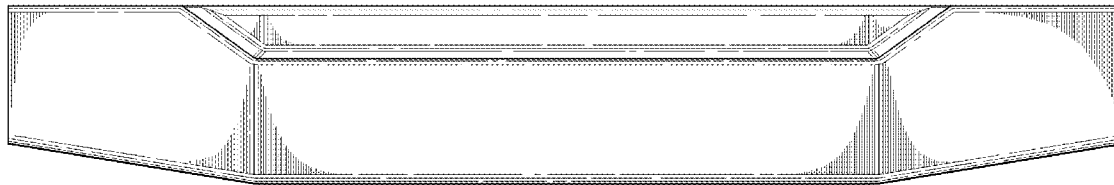
(57) **CLAIM**

The ornamental design for a vehicle bumper, as shown and
described.

DESCRIPTION

FIG. 1 is a top perspective view of a vehicle bumper according
to our new design;
FIG. 2 is a front view of the vehicle bumper of FIG. 1;
FIG. 3 is a top view of the vehicle bumper of FIG. 1;
FIG. 4 is a bottom view of the vehicle bumper of FIG. 1;
FIG. 5 is a left side view of the vehicle bumper of FIG. 1; and,
FIG. 6 is a right side view of the vehicle bumper of FIG. 1.
The rear of the vehicle bumper is unornamented.

1 Claim, 3 Drawing Sheets



(56)

References Cited

OTHER PUBLICATIONS

“Model 357,” Peterbilt Motor Company, Denton, Texas, May 1994, 3-page brochure.

“Model 378,” Peterbilt Motors Company, Denton, Texas, Mar. 1998, 3-page brochure.

“Model 379,” Peterbilt Motors Company, Denton, Texas, Mar. 1996, 5-page brochure.

“T170 Class 5,” Kenworth Truck Company, Kirkland, Washington, 2008, 4-page brochure.

“T270 Class 6 and T370 Class 7,” Kenworth Truck Company, Kirkland, Washington, 2008, 6-page brochure.

“T270 Class 6 and T370 Class 7,” Kenworth Truck Company, Kirkland, Washington, 2009, 6-page brochure.

“T400B and T450B,” Kenworth Truck Company, Kirkland, Washington, 1992, 10-page brochure.

“T440,” Kenworth Truck Company, Kirkland, Washington, 2010, 2-page brochure.

“T440,” Kenworth Truck Company, Kirkland, Washington, 2010, 6-page brochure.

“The Working Class,” Peterbilt Motors Company, Newark, Cal., Sep. 1976, 6-page brochure.

Kenworth Truck Company, Kirkland, Washington, “T600,” 1996, 7 page brochure.

Kenworth Truck Company, Kirkland, Washington, “T800,” 1996, 7-page brochure.

Peterbilt Motors Company, Denton, Texas, “Model 320,” May 1996, 2-page brochure.

Peterbilt Motors Company, Denton, Texas, “Unibilt TM Cab Sleeper System,” Aug. 1994, 6-page brochure.

Kenworth Truck Company, Kirkland, Washington, “T880,” Aug. 2014, 26-page brochure.

* cited by examiner

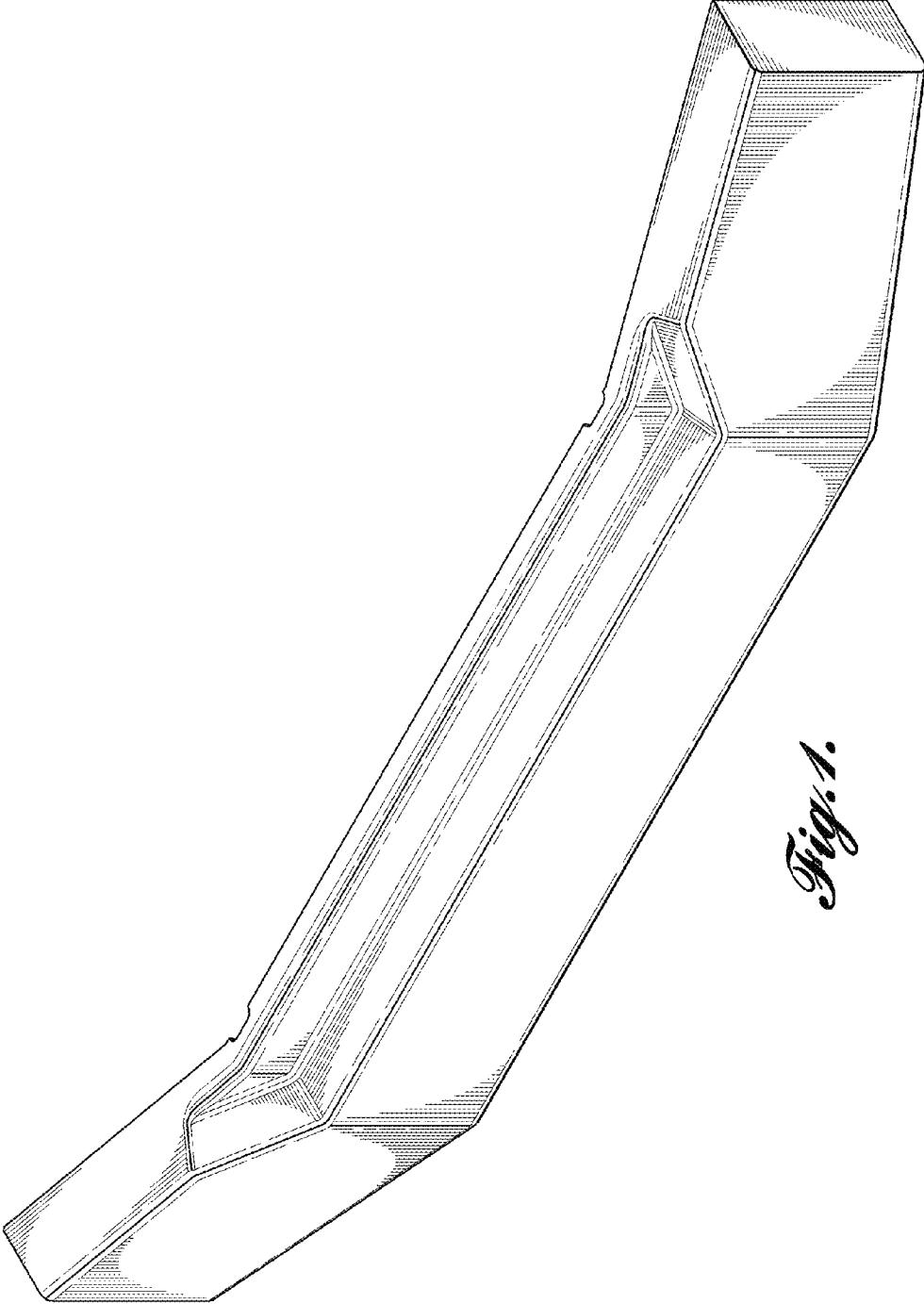


Fig. 1.



Fig. 2.

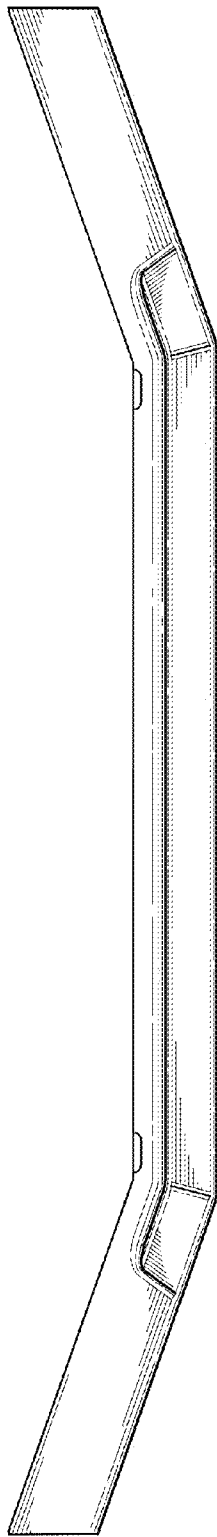


Fig. 3.

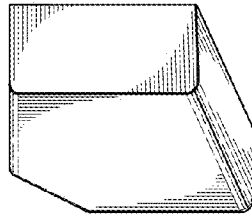


Fig. 6.

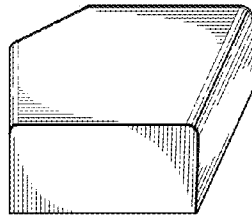


Fig. 5.




Fig. 4.