



US00D507812S

(12) **United States Design Patent**  
Cesaroni et al.

(10) **Patent No.:** **US D507,812 S**

(45) **Date of Patent:** **\*\* Jul. 26, 2005**

(54) **MARKER BOARD**

(75) Inventors: **William C. Cesaroni**, Glenview, IL (US); **Shawn O. Barrett**, Des Plaines, IL (US); **Robert J. Glenn, II**, Chicago, IL (US); **Josiah M. Ives**, Kalona, IA (US)

(73) Assignee: **HNI Technologies Inc.**, Muscatine, IA (US)

(\*\*) Term: **14 Years**

(21) Appl. No.: **29/175,221**

(22) Filed: **Jan. 31, 2003**

(51) **LOC (8) Cl.** ..... **19-06**

(52) **U.S. Cl.** ..... **D19/52; D19/83**

(58) **Field of Search** ..... **D19/35, 36, 52, D19/65, 78, 81-85, 99, 100; D20/10, 39-42; 434/408, 413-415, 417, 418, 419-422, 429, 430; 40/1, 603, 790, 904, 759, 661; 248/441.1**

(56) **References Cited**

**U.S. PATENT DOCUMENTS**

1,757,032 A	5/1930	Wilson	
D165,038 S	* 10/1951	Windhorst	D19/52
3,363,341 A	1/1968	Glassman	
3,432,944 A	* 3/1969	Ishida	434/417
5,035,626 A	* 7/1991	Persing	434/408

5,131,849 A	* 7/1992	Perrero	434/408
5,176,522 A	* 1/1993	Robertson, Jr.	434/415
D339,379 S	* 9/1993	Persing	D19/52
5,397,091 A	* 3/1995	Tsuar	248/441.1
D362,021 S	9/1995	Palmer	
5,472,288 A	12/1995	Deutsch et al.	
D366,903 S	2/1996	Baggott	
D410,250 S	5/1999	Robertson, Jr.	
D413,146 S	* 8/1999	Moore	D19/52
D435,593 S	* 12/2000	Hellwig et al.	D19/52
D459,756 S	* 7/2002	Lio et al.	D19/52

\* cited by examiner

*Primary Examiner*—Martie K. Holtje

(74) *Attorney, Agent, or Firm*—Ronald A. Sandler; Jones Day

(57) **CLAIM**

The ornamental design for a marker board, as shown and described.

**DESCRIPTION**

FIG. 1 is a front isometric view of the marker board showing the new design;

FIG. 2 is a front view thereof;

FIG. 3 is a rear view thereof;

FIG. 4 is a right side elevation view thereof;

FIG. 5 is a top plan view thereof; and,

FIG. 6 is a bottom plan view thereof.

**1 Claim, 3 Drawing Sheets**

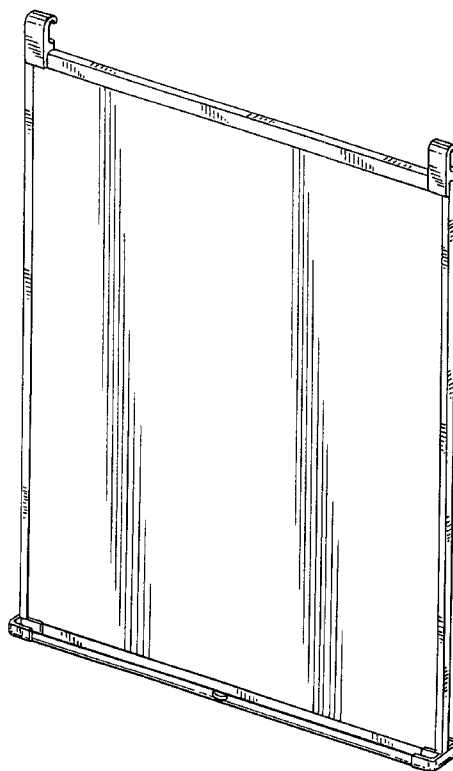



FIG. 1



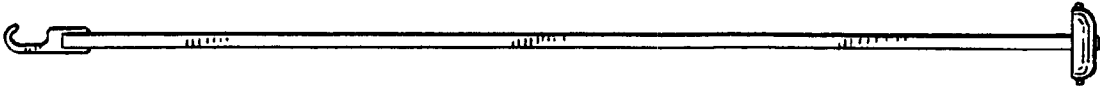


FIG. 4

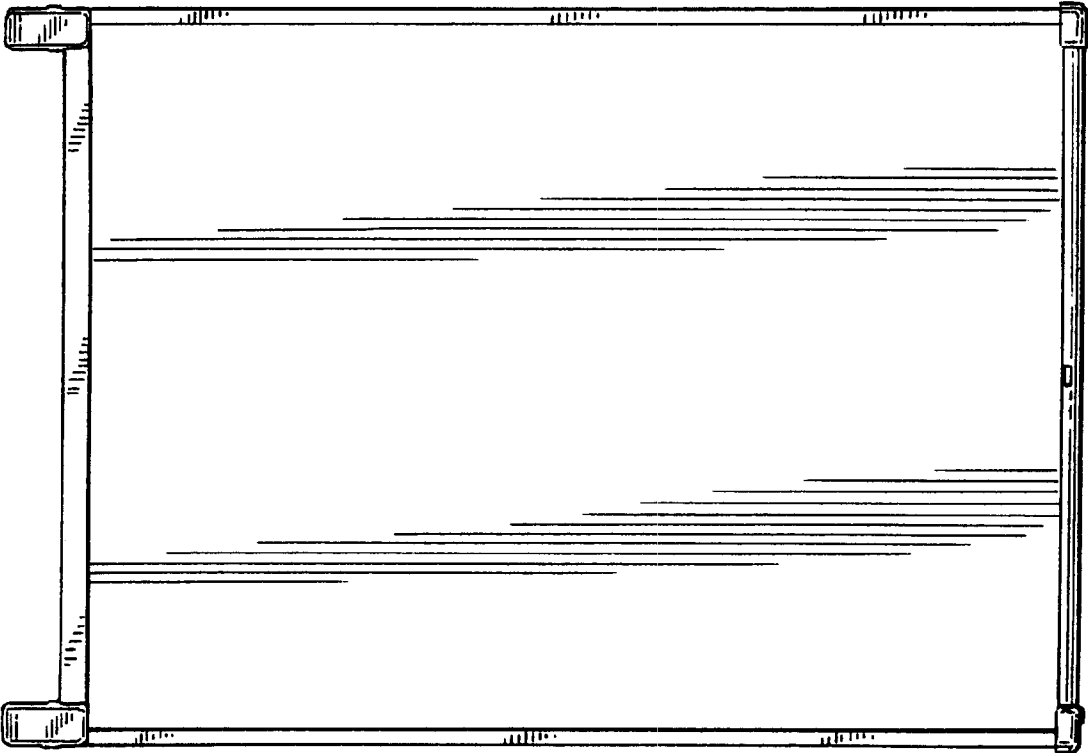


FIG. 2

FIG. 5




FIG. 3

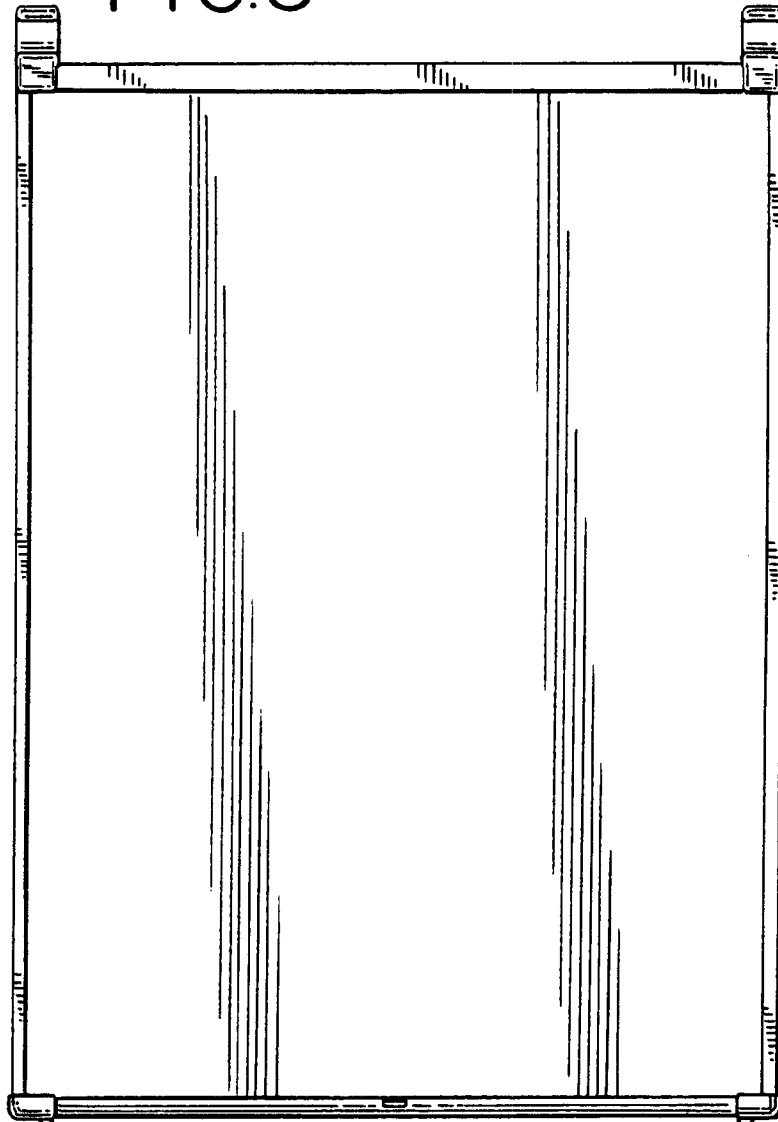


FIG. 6

