

(12) UK Patent Application (19) GB (11) 2 143 725 A

(43) Application published 20 Feb 1985

(21) Application No 8318256

(22) Date of filing 6 Jul 1983

(71) Applicant
**Shaver Mate Limited (United Kingdom),
Station House, Nightingale Road, Horsham,
West Sussex RH12 2NW**

(72) Inventor
John Alan Eggledden

(74) Agent and/or Address for Service
**A. A. Thornton & Co.,
Northumberland House, 303/306 High Holborn,
London WC1V 7LE**

(51) INT CL³
A46B 7/04 11/02

(52) Domestic classification
**A4K 155 158 161 172 184 EA
U1S 1124 A4K**

(56) Documents cited
GB 0934676

(58) Field of search
A4K

(54) Reservoir shaving brush

(57) A reservoir shaving brush comprises a deformable reservoir handle 10 including a projecting neck portion 16 surrounding an opening in the handle, a brush head 18 including a stock 19 shaped and dimensioned so as to make a close fit within said neck portion and a passageway 22 extending through said stock to provide a path between the bristles of the brush head and said opening in the reservoir handle. A brush carrier 12 is attached to the stock and includes a flange 25 shaped and dimensioned so as to embrace said neck portion. Screw engagement means 17,27 on the outer surface of the neck portion and the inner surface of the flange are provided whereby the brush carrier may be releasably attached to the reservoir handle to retain the stock within the neck portion. The brush carrier may be releasably attached to the stock. A removable plug 14 may be located in the passageway in the stock, serving to close or clear said passageway. The plug may be stored in an aperture 31 in the cap.

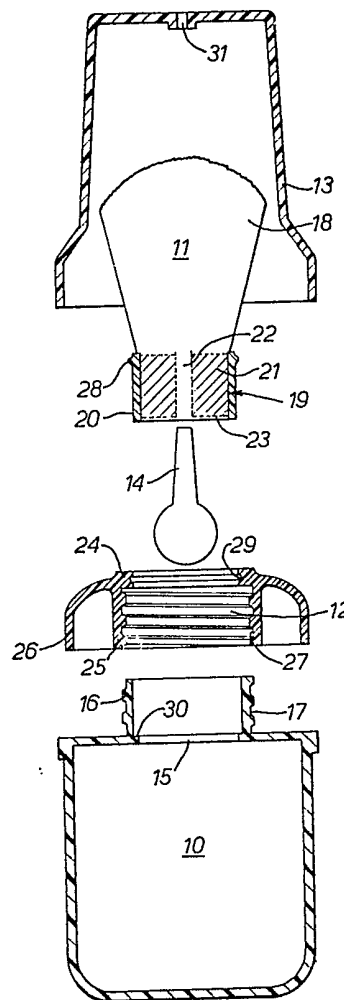


FIG. 2.

GB 2 143 725 A

1/2

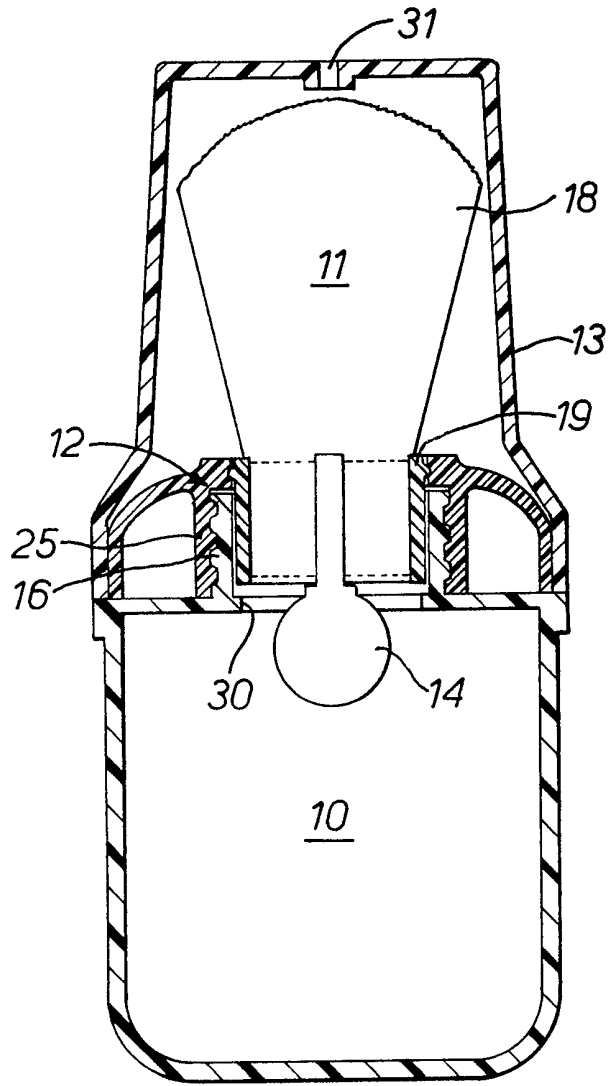


FIG. 1.

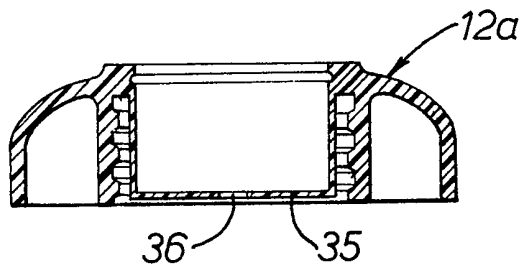


FIG. 3.

2/2

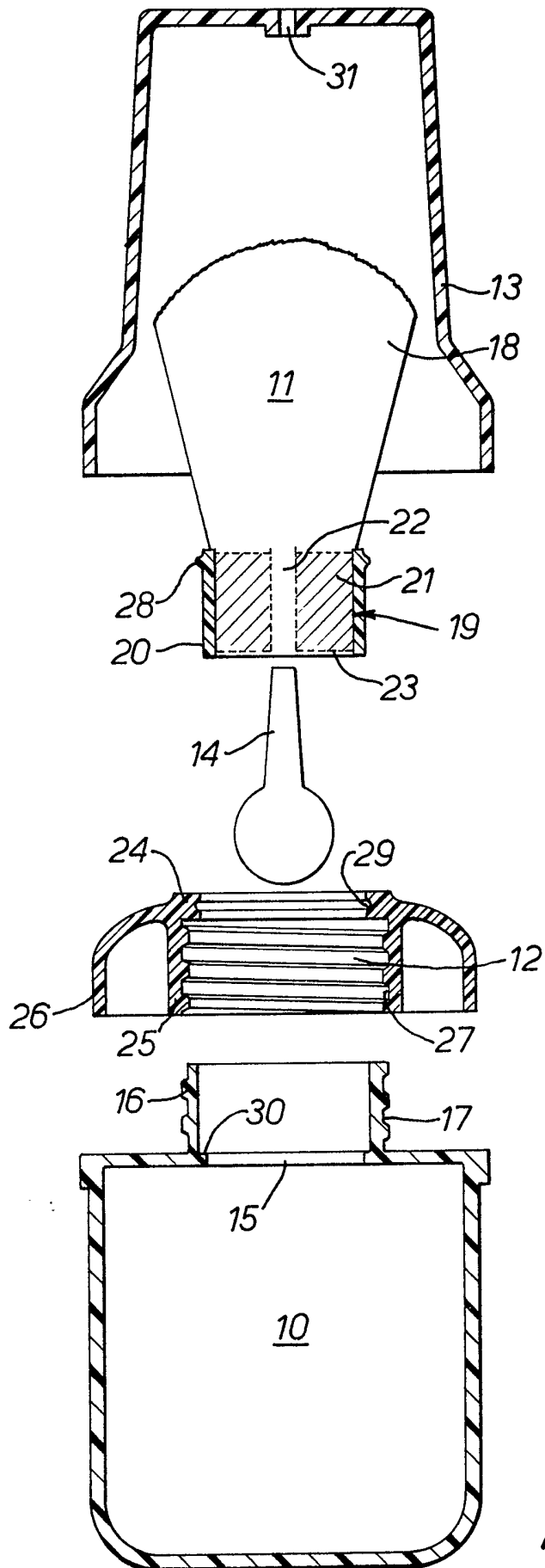


FIG. 2.

SPECIFICATION

Shaving brush

5 This invention relates to shaving brushes and in particular to so-called reservoir shaving brushes.

10 It has been proposed previously to provide a shaving brush in which the brush handle serves as a container for soap which can be fed to the brush bristles. However, such prior proposals are of a complicated construction, in some cases involving pistons and valves. Furthermore, the prior constructions result in a brush handle which is too bulky so that it cannot be manipulated comfortably in use.

15 The object of the present invention is to provide a reservoir shaving brush which is of simple construction and which is capable of being dimensioned and proportioned so that in use it feels like a conventional shaving brush.

20 According to the present invention there is provided a reservoir shaving brush comprising a deformable reservoir handle including a projection neck portion surrounding an opening in the handle, a brush head including a stock shaped and dimensioned so as to make a close fit within said neck portion, a passageway extending through said stock to provide a path between the bristles of the brush head and said opening in the reservoir handle, a brush carrier attached to said stock and including a flange shaped and dimensioned so as to embrace said neck portion, and engagement means on the outer surface of said neck portion and the inner surface of said flange whereby the brush carrier may be releasably attached to the reservoir handle to retain said stock within said neck portion.

30 One embodiment of the invention will now be described, by way of example only, with reference to the accompanying drawings in which:-

35 *Figure 1* is a diagrammatic longitudinal cross-section of a shaving brush according to the invention;

40 *Figure 2* is an exploded view of the parts shown in *Figure 1* and

45 *Figure 3* shows an alternative embodiment of a part from *Figure 2*.

Referring to the drawings, the shaving brush comprises a reservoir handle 10, a brush head 11 and a brush carrier 12. Preferably, and as shown, the shaving brush also includes a cap 13 and a tapered sealing plug 14. The parts are circular in cross-section.

50 The reservoir handle is a bottle of a deformable plastics material and may be formed by injection or extrusion blow moulding from, for example, low density polyethylene. The bottle is shaped and dimensioned to resemble the handle of a conventional shaving brush and has an opening 15 surrounded by a projecting neck portion 16 provided around its outer surface with a screw thread 17.

60 The brush head 11 comprises bristles 18 extending from a stock 19 including an outer collar 20. The roots of the bristles are secured in a hard-setting compound 21, which preferably is a fast setting resin or glue, within the collar 20. This arrangement enables the brush head to be constructed without

the risk of any other parts of the shaving brush being soiled by the compound. A passageway 22 extends through the stock 19 and may be formed by a suitable pre-form located in the compound 21 or by drilling after the compound has set. The face 23 of the compound at the bottom of the stock 19 may be dished inwardly to reduce the length of the passageway 22.

70 The brush carrier 12 comprises a stock-locating rim portion 24 and a cylindrical flange 25 surrounded by a skirt portion 26. A screw thread 27 is formed on the inner surface of the flange 25 for engagement with the thread 17 on the neck portion 16 of the reservoir handle.

80 The stock of the brush head is located and retained in the brush carrier by projecting lugs 28 on the collar 20 which engage in a groove 29 in the rim 24 of the brush carrier. As will be seen from *Figure 1*, when the brush head 11 is located in the brush carrier 12 and when the latter is attached to the reservoir handle 10, the stock 19 and the neck portion 17 lie within the volume of the brush carrier 12. Thus, the overall length of the reservoir shaving brush is kept to a minimum and the resemblance to a conventional shaving brush is facilitated. The stock 19 is a close fit in the neck portion 16 and the base of the stock engages an inwardly projecting shoulder 30 within the neck portion so that no leakage occurs between the stock and the neck portion.

95 *Figure 3* shows an alternative embodiment of the brush carrier, referenced 12a, which is similar to the brush carrier 12 except that it includes a preformed reception cup 35 which receives and is a close fit with the collar 20 of the stock 19. The cup 35 presents a clean appearance to the underside of the stock and provides added stability to the brush carrier. The cup 35 is provided with an aperture 36 aligned with the passageway 22 in the stock and the aperture may be closed by a thin membrane (not shown) which is pierced by the user with the plug 14.

100 In practice, the bottle-like reservoir handle containing liquid soap will initially have a closure cap screwed on to the neck portion 16. This is replaced by the brush carrier and brush head assembly, soap being fed to the brush bristles by squeezing the deformable reservoir handle to force soap through the passageway 22. When not in use, the brush bristles may be protected by the cap 13, the rim of which is a friction fit on the skirt portion 26. The cap 13 may be provided with ventilation holes..

115 The plug 14 may be used to clear the passageway 22 or to seal the passageway when the assembly is in transit. When not in use, the plug may be located in an aperture 31 in the cap 13.

120 CLAIMS

1. A reservoir shaving brush comprising a deformable reservoir handle including a projecting neck portion surrounding an opening in the handle, a brush head including a stock shaped and dimensioned so as to make a close fit within said neck portion, a passageway extending through said stock to provide a path between the bristles of the brush head and said opening in the reservoir handle, a

brush carrier attached to said stock and including a flange shaped and dimensioned so as to embrace said neck portion, and engagement means on the outer-surface of said neck portion and the inner
5 surface of said flange whereby the brush carrier may be releasably attached to the reservoir handle to retain said stock within said neck portion.

2. A shaving brush as claimed in claim 1, where-
10 in said brush carrier is releasably attached to said stock.

3. A shaving brush as claimed in claim 1 or 2, wherein said stock comprises a collar and the roots of the brush bristles are secured in a hard-setting compound within said collar, said collar including
15 means for attaching the stock to said brush carrier.

4. A shaving brush as claimed in any preceding claim, including a cap releasably attachable to said brush carrier so as to cover and protect the brush bristles.

20 5. A shaving brush as claimed in any preceding claim, including a removable plug located in the passageway in the stock and serving to close or clear said passageway.

6. A shaving brush as claimed in claims 4 or 5,
25 wherein said cap is provided with an aperture for receiving and retaining said plug when the shaving brush is in use.

7. A shaving brush substantially as herein de-
30 scribed with reference to the accompanying drawings.