



US00D992258S

(12) **United States Design Patent**
Raleigh

(10) **Patent No.:** **US D992,258 S**

(45) **Date of Patent:** **** Jul. 18, 2023**

- (54) **SHOE**
- (71) Applicant: **PUMA SE**, Herzogenaurach (DE)
- (72) Inventor: **Jason Raleigh**, Beverly, MA (US)
- (73) Assignee: **PUMA SE**, Herzogenaurach (DE)
- (**) Term: **15 Years**
- (21) Appl. No.: **29/740,212**
- (22) Filed: **Jul. 1, 2020**
- (51) **LOC (14) Cl.** **02-04**
- (52) **U.S. Cl.**
USPC **D2/953; D2/947; D2/951; D2/957;**
D2/960
- (58) **Field of Classification Search**
USPC D2/902, 906, 908, 916, 918, 925,
D2/946-962, 977; 36/3 B, 22 R, 24.5,
36/25 R, 28, 32 R, 34 R, 59 C, 67 A, 103
CPC A43B 13/00; A43B 13/02; A43B 13/023;
A43B 13/026; A43B 13/04; A43B 13/08;
A43B 13/10; A43B 13/12; A43B 13/14;
A43B 13/141; A43B 13/143; A43B
13/16; A43B 13/18; A43B 13/181; A43B
13/187; A43B 13/189; A43B 13/20; A43B
13/22; A43B 13/223; A43B 13/24; A43B
13/28; A43B 13/30; A43B 13/32; A43B
13/34; A43B 13/36
See application file for complete search history.

- (56) **References Cited**
U.S. PATENT DOCUMENTS
D397,544 S * 9/1998 Egelja D2/912
D424,286 S * 5/2000 Berend D2/951
D476,470 S * 7/2003 Matis D2/960
D524,018 S * 7/2006 Deas D2/947

D604,932 S *	12/2009	Le	D2/951
D639,541 S *	6/2011	Del Biondi	D2/960
D666,795 S *	9/2012	Shaffer	A43B 5/10
			D2/947
D819,945 S *	6/2018	Escobar	D2/947
D848,718 S *	5/2019	Mahoney	A43B 13/186
			D2/951
D851,875 S *	6/2019	Jacobs	D2/947
D853,097 S *	7/2019	Cass	D2/947
D862,046 S *	10/2019	Page	D2/902
D862,047 S *	10/2019	Patillon	D2/908
D864,539 S *	10/2019	Fuerst, Sr.	D2/947
D877,467 S *	3/2020	Taylor	D2/947
D887,686 S *	6/2020	Sogorb	D2/947
D889,084 S *	7/2020	Daiber	D2/947
D891,061 S *	7/2020	Nelson	D2/947
D891,062 S *	7/2020	Jenkins	D2/947
D923,925 S *	7/2021	Bramani	D2/947
D930,343 S *	9/2021	Zhang	D2/951
D931,587 S *	9/2021	Kou	D2/951
D934,547 S *	11/2021	Dunham	D2/960

(Continued)

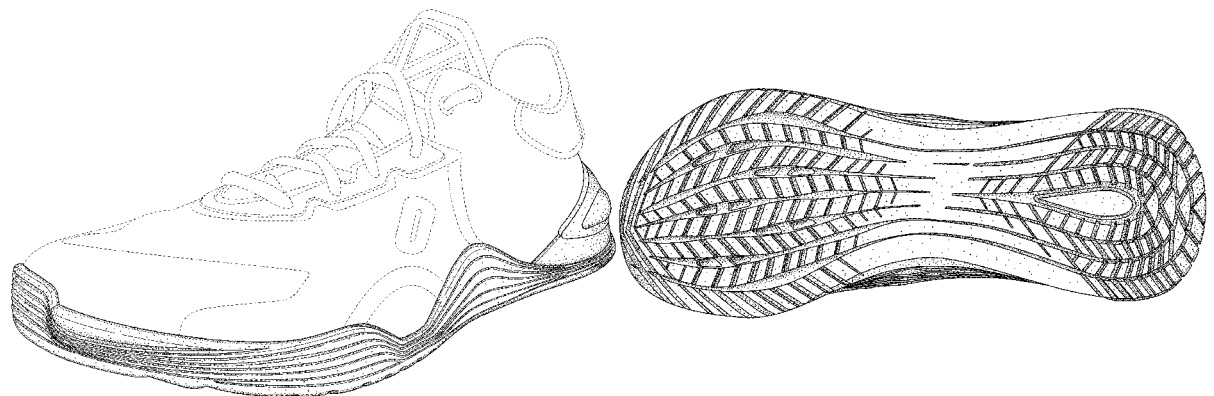
Primary Examiner — T Chase Nelson
(74) *Attorney, Agent, or Firm* — Quarles & Brady LLP

(57) **CLAIM**
The ornamental design for a shoe, as shown and described.

DESCRIPTION

FIG. 1 is a top, left, front perspective view of an ornamental design for a shoe;
FIG. 2 is a front elevational view of the shoe of FIG. 1;
FIG. 3 is a rear elevational view of the shoe of FIG. 1;
FIG. 4 is a left side elevational view of the shoe of FIG. 1;
FIG. 5 is a right side elevational view of the shoe of FIG. 1;
FIG. 6 is a top plan view of the shoe of FIG. 1; and,
FIG. 7 is a bottom plan view of the shoe of FIG. 1.
The broken lines are included for the purpose of illustrating portions of the shoe that form no part of the claimed design.

1 Claim, 7 Drawing Sheets



(56)

References Cited

U.S. PATENT DOCUMENTS

D964,717	S *	9/2022	Mahoney	D2/947
D974,723	S *	1/2023	Zhang	D2/954
D975,978	S *	1/2023	Brosseau	D2/947
2007/0119073	A1 *	5/2007	Brewer	A43B 7/088
					36/28
2007/0119076	A1 *	5/2007	Brewer	A43B 7/06
					36/28
2011/0030240	A1 *	2/2011	Schmidt	A43B 5/10
					36/35 R
2012/0000095	A1 *	1/2012	Torrance	A43B 13/16
					36/114
2015/0181976	A1 *	7/2015	Cooper	B29D 35/142
					12/146 B
2017/0325543	A1 *	11/2017	Iuchi	A43B 13/186
2021/0015206	A1 *	1/2021	Boys	A43B 13/122
2021/0059351	A1 *	3/2021	Piacentini	A43B 7/24
2022/0039506	A1 *	2/2022	Diard	A43B 3/0042

* cited by examiner

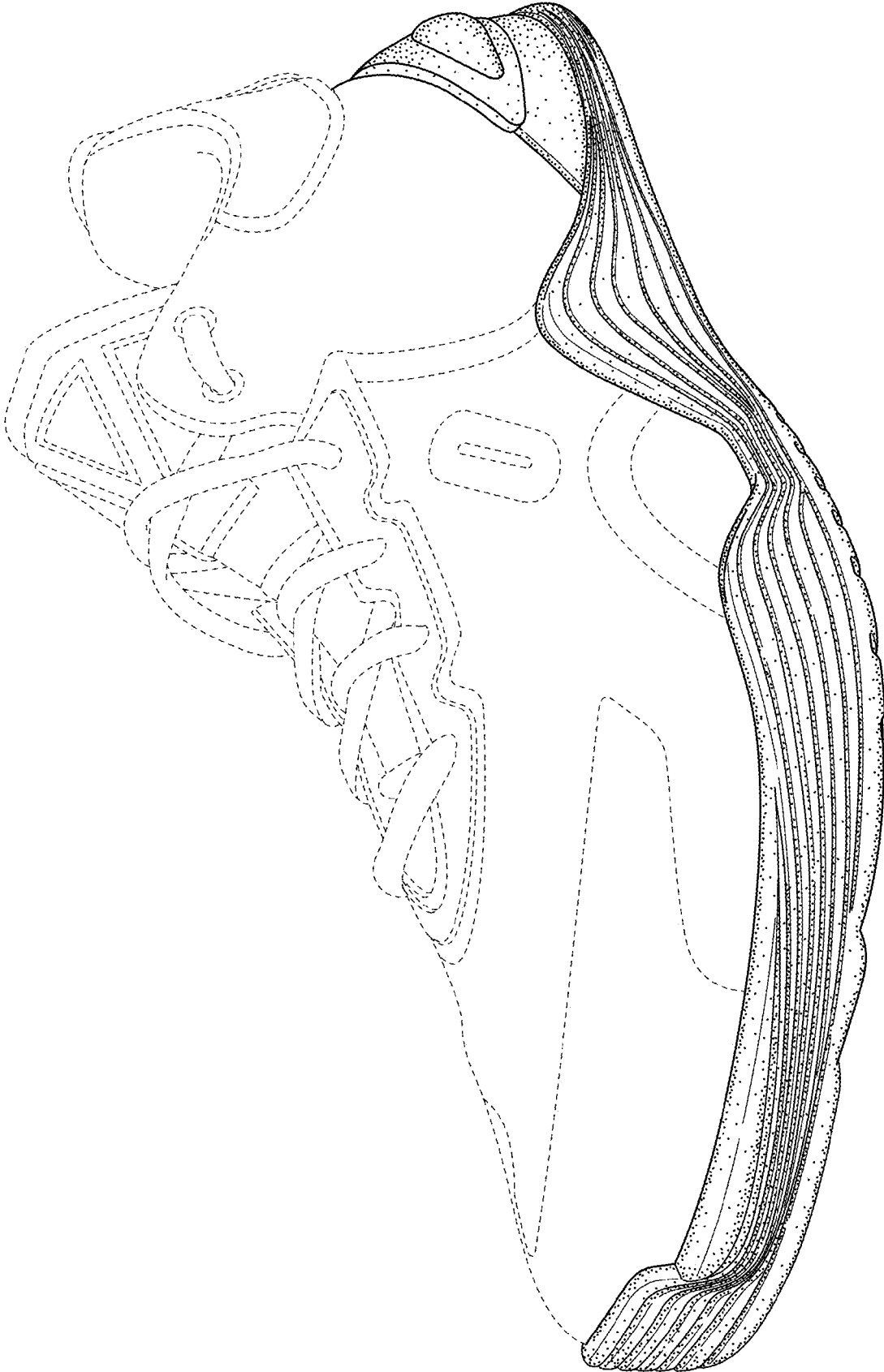


FIG. 1

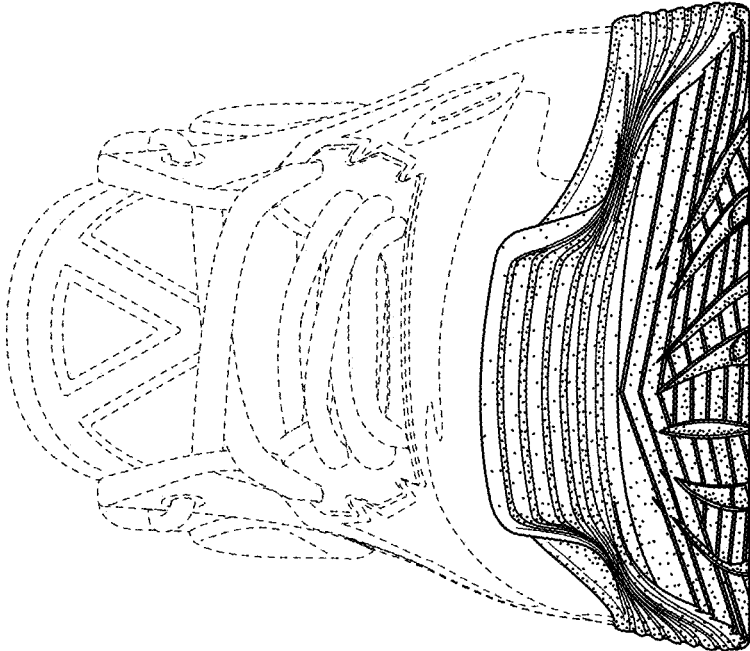


FIG. 2

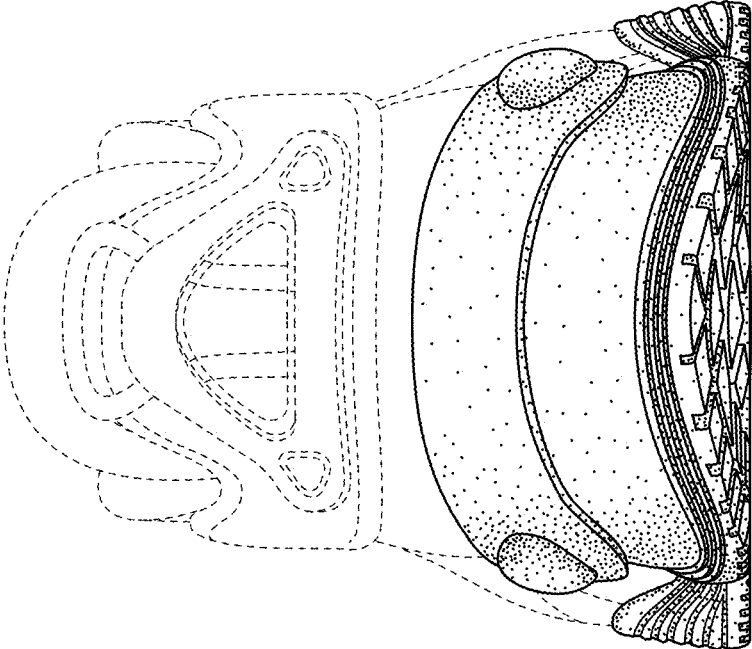


FIG. 3

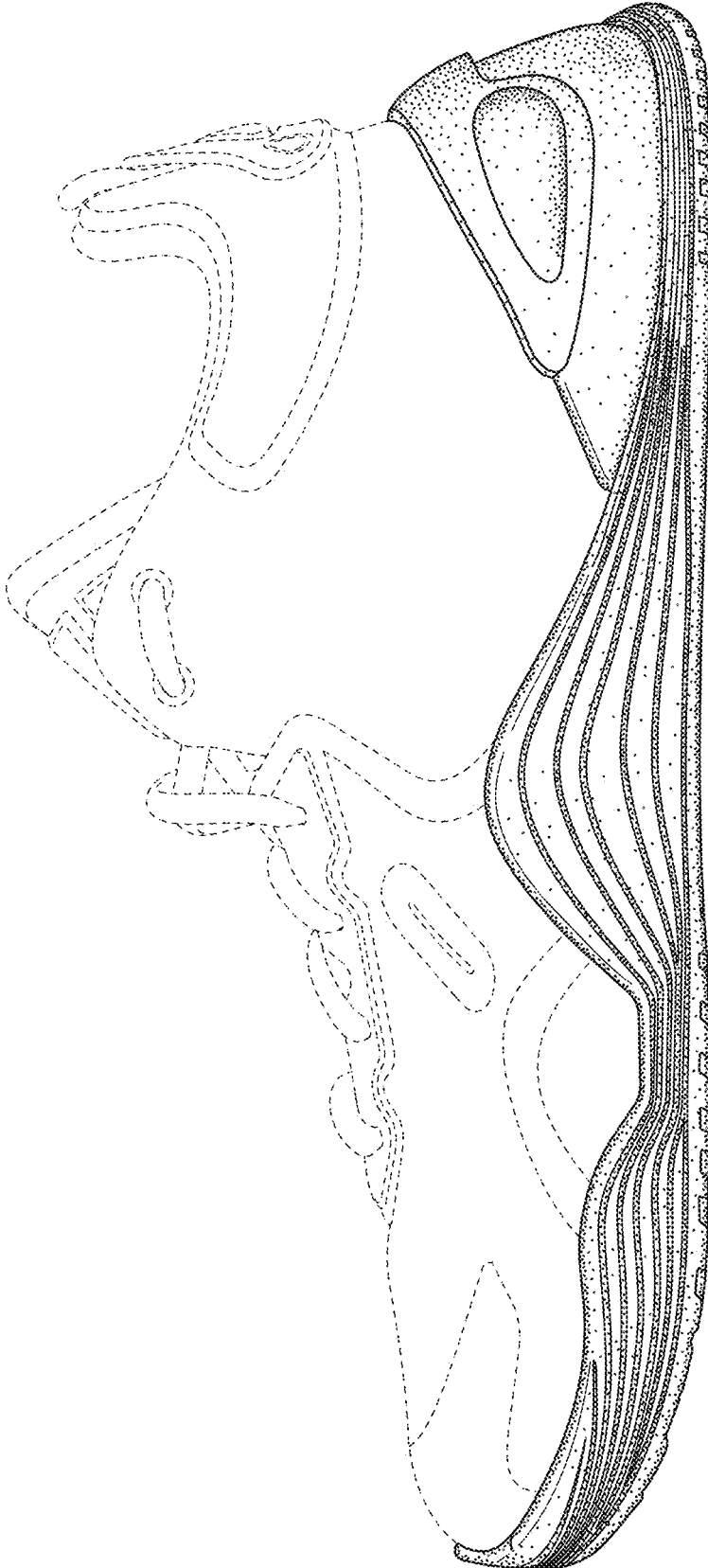


FIG. 4

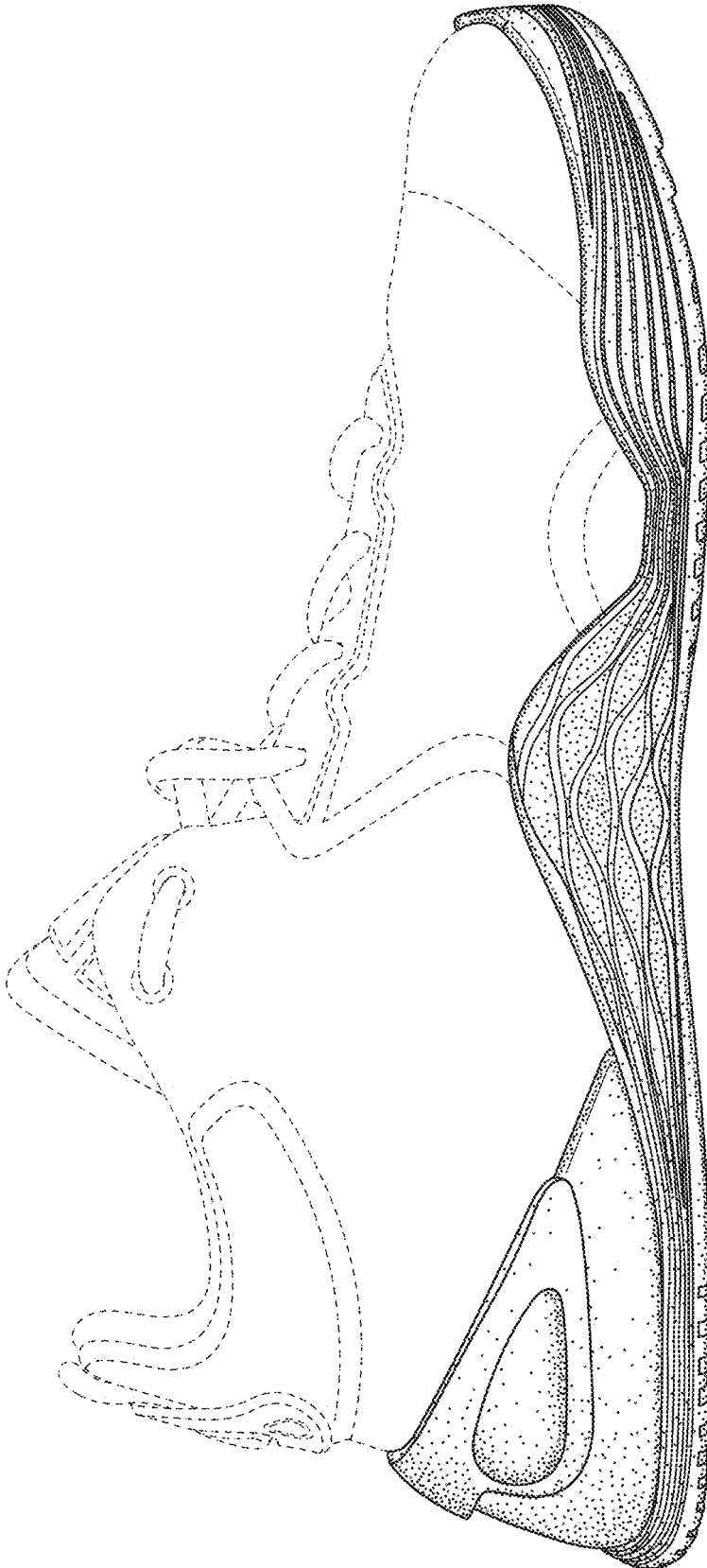


FIG. 5

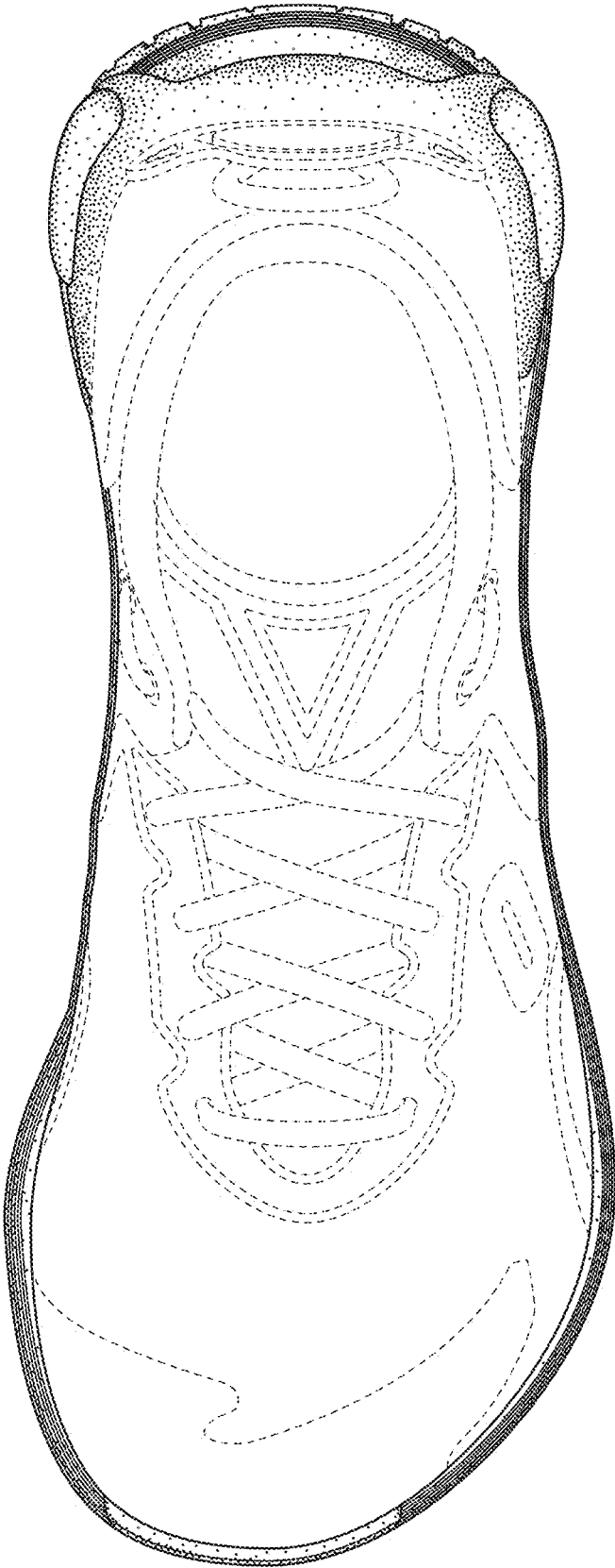


FIG. 6

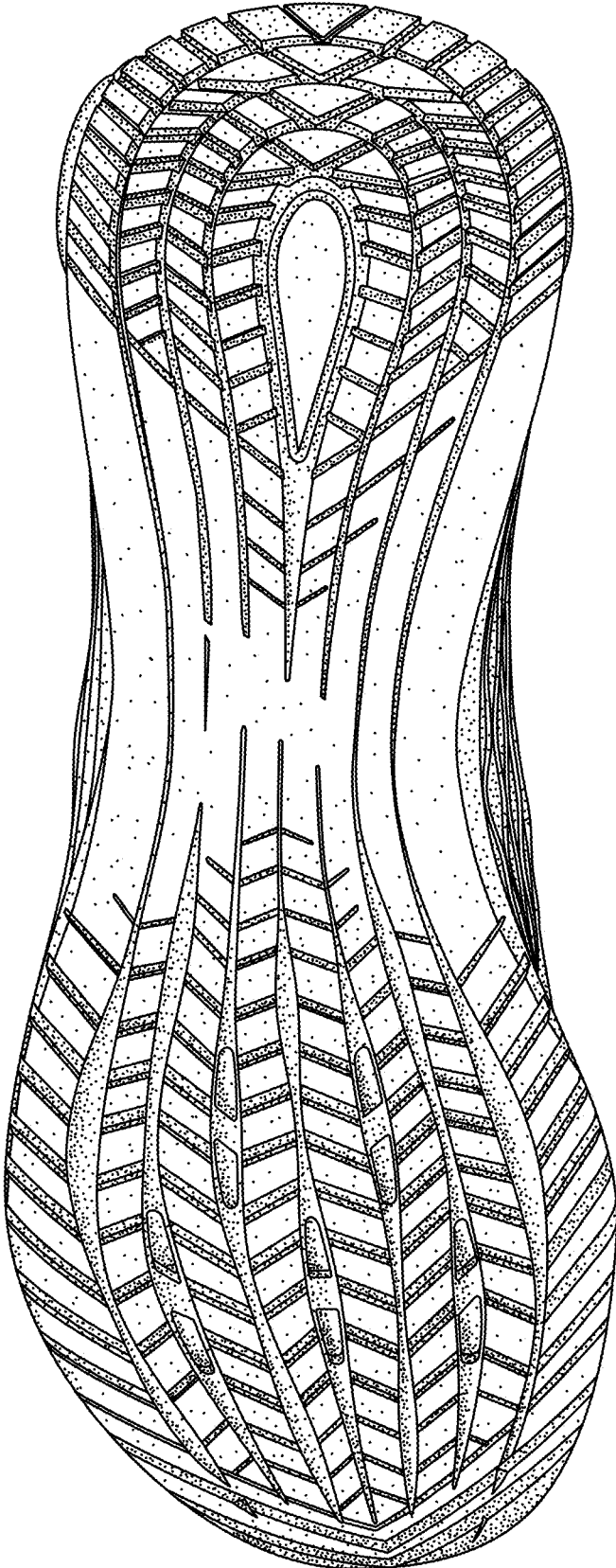


FIG. 7