



US00D906967S

(12) **United States Design Patent**
Xiao

(10) **Patent No.:** **US D906,967 S**

(45) **Date of Patent:** **** Jan. 5, 2021**

(54) **BATTERY BOX WITH CONTROLLER**

(71) Applicant: **DONGGUAN SHANGYONG PLASTIC PRODUCTS CO., LTD.,**
Dongguan (CN)

(72) Inventor: **Yan Xiao,** Dongguan (CN)

(73) Assignee: **DONGGUAN SHANGYONG PLASTIC PRODUCTS CO., LTD.,**
Dongguan (CN)

(**) Term: **15 Years**

(21) Appl. No.: **29/738,698**

(22) Filed: **Jun. 18, 2020**

(51) **LOC (13) Cl.** **13-02**

(52) **U.S. Cl.**

USPC **D13/119; D13/168**

(58) **Field of Classification Search**

USPC D13/102-106, 110, 118-119, 184, 199,
D13/152, 162, 162.1, 164, 168; D3/273,
D3/274, 293, 294; D14/218

CPC Y02E 60/10; H01M 2/02; H01M 2/022;
H01M 2/0202; H01M 2/0207; H01M
2/0212; H01M 2/1016; H01M 2/105;
H01M 2/1061; H01M 2/06; H01M 2/10;
H01M 2/1033; H01M 2/1027; H01M
2/1022; H01M 10/425; H02G 3/081;
H02G 3/08; H02G 3/086; H02G 3/088;
G06F 3/0219; G06F 3/0202; G09G 5/00;
G05B 19/02

See application file for complete search history.

(56) **References Cited**

U.S. PATENT DOCUMENTS

D312,244 S * 11/1990 Collins D13/152
D387,061 S * 12/1997 Nozoe D14/218
D476,974 S 7/2003 Goto
D551,215 S * 9/2007 Lee D14/218
D634,734 S * 3/2011 Cho D14/218

D714,761 S * 10/2014 O'Neil D14/218
D722,951 S * 2/2015 Parsons D13/103
D759,590 S * 6/2016 Wang D13/119
D760,702 S * 7/2016 Sul D14/218
D767,538 S * 9/2016 Shimonishi D14/218
D777,104 S * 1/2017 Liu D13/119
D777,708 S * 1/2017 Shimonishi D14/218

(Continued)

Primary Examiner — Rosemary K Tarcza

(57) **CLAIM**

The ornamental design for a battery box with controller, as shown and described.

DESCRIPTION

FIG. 1 is a perspective view of a battery box with controller, showing my new design, where the controller is shown separately in order to disclose aspects of the design that would be obstructed when combined;

FIG. 2 is another perspective view thereof;

FIG. 3 is a front elevational view thereof;

FIG. 4 is a rear elevational view thereof;

FIG. 5 is a left side elevational view thereof;

FIG. 6 is a right side elevational view thereof;

FIG. 7 is a top plan view thereof;

FIG. 8 is a bottom plan view thereof;

FIG. 9 is a perspective view of the battery box with controller where the battery box is shown separately in order to disclose aspects of the design that would be obstructed when combined;

FIG. 10 is another perspective view thereof;

FIG. 11 is a front elevational view thereof;

FIG. 12 is a rear elevational view thereof;

FIG. 13 is a left side elevational view thereof;

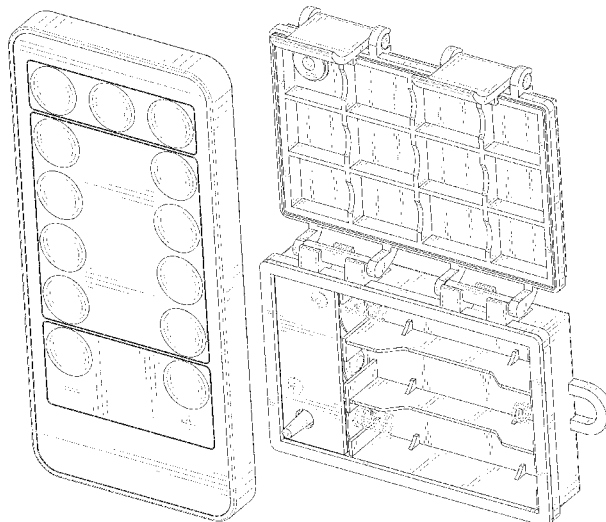
FIG. 14 is a right side elevational view thereof;

FIG. 15 is a top plan view thereof; and,

FIG. 16 is a bottom plan view thereof.

The broken lines in the drawings depict portions of the battery box with controller that form no part of the claimed design.

1 Claim, 16 Drawing Sheets



(56)

References Cited

U.S. PATENT DOCUMENTS

D779,458	S	*	2/2017	Morita	D14/218
D805,502	S	*	12/2017	Zhuang	D14/218
D811,373	S	*	2/2018	Lee	D14/218
9,893,330	B2	*	2/2018	Lam	H01M 10/425
D821,968	S	*	7/2018	Zhao	D13/103
D825,464	S	*	8/2018	Xie	D13/119
D825,465	S	*	8/2018	Deng	D13/119
D826,875	S	*	8/2018	Mench	D13/184
D853,320	S	*	7/2019	Guo	D13/103
D861,606	S	*	10/2019	Yang	D13/119
D865,718	S	*	11/2019	Russo	D14/218
D868,039	S	*	11/2019	Chen	D14/218
D868,744	S	*	12/2019	Yang	D14/218
D868,745	S	*	12/2019	Chen	D14/218
D868,748	S	*	12/2019	Deyaf	D14/218
D879,040	S	*	3/2020	Moule	D13/133
D880,456	S	*	4/2020	Russo	D14/218
D881,121	S	*	4/2020	Roberts	D13/108
D881,812	S	*	4/2020	Yang	D13/119
D882,550	S	*	4/2020	Wang	D14/218
D882,551	S	*	4/2020	Wang	D14/218
D883,196	S	*	5/2020	Chen	D13/103
D884,632	S	*	5/2020	Xie	D13/119
D885,326	S	*	5/2020	Zhang	D13/103
D886,045	S	*	6/2020	Deng	D13/103
D886,738	S	*	6/2020	Huang	D13/119
D887,392	S	*	6/2020	Da Canal	D14/218

* cited by examiner




FIG. 1




FIG. 2

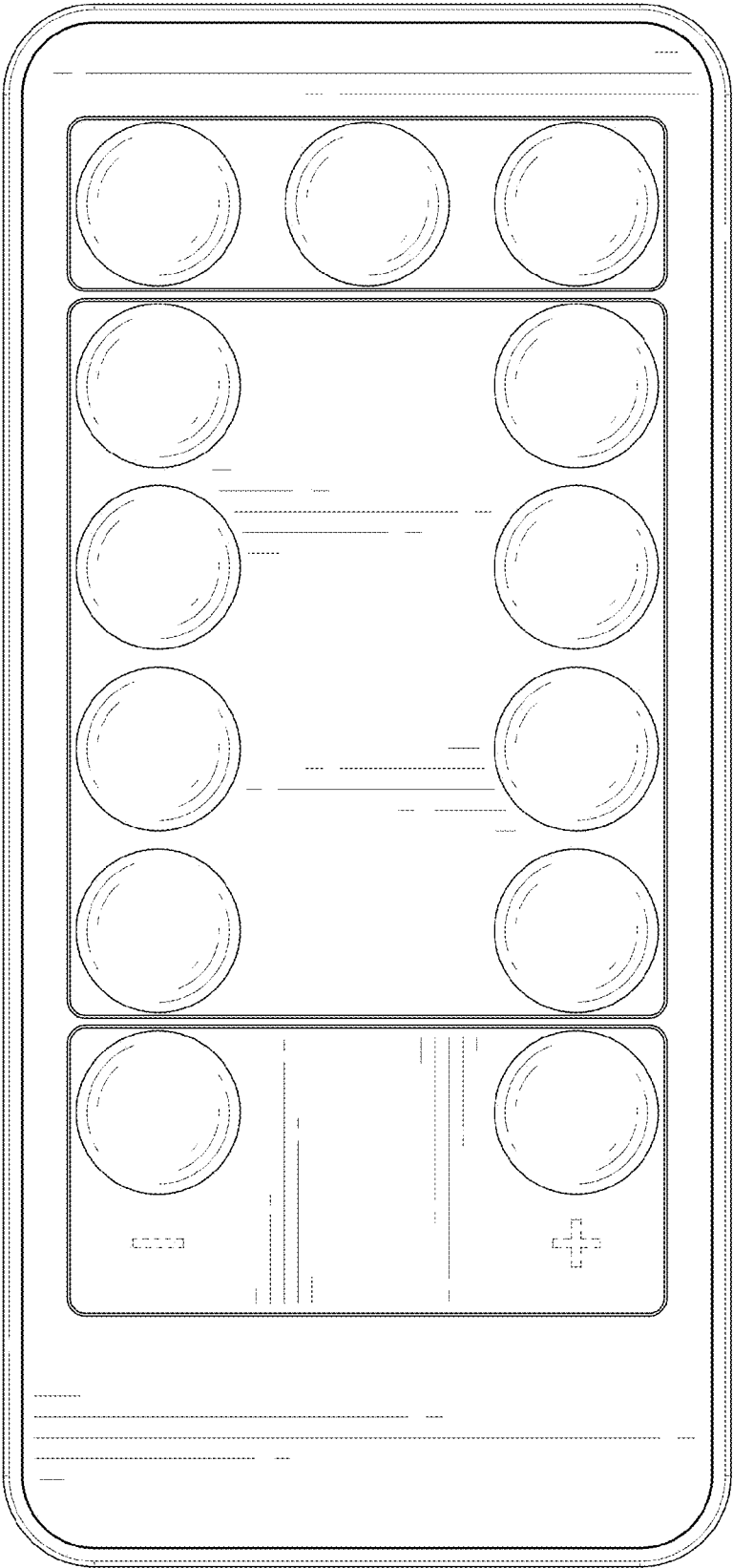


FIG. 3

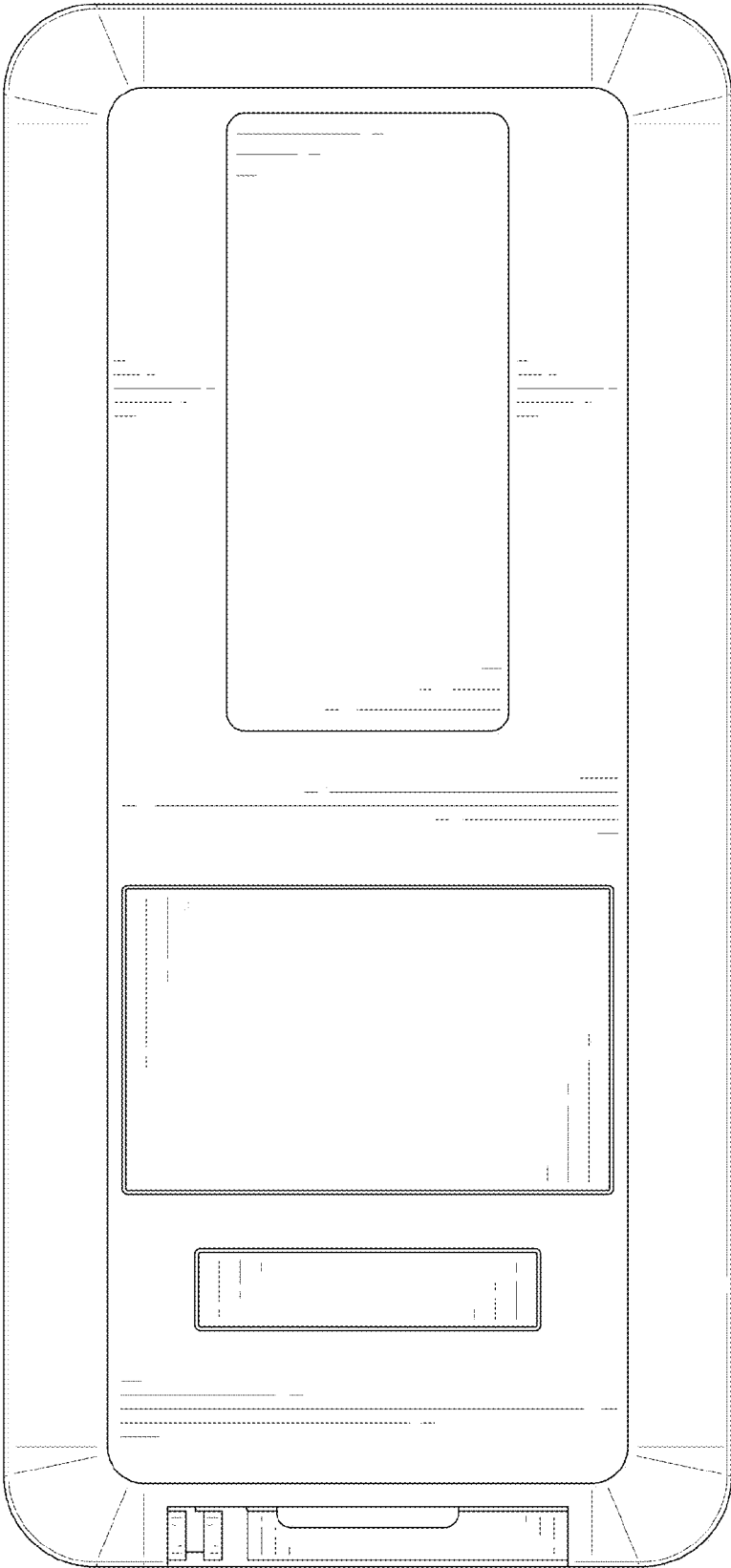


FIG. 4




FIG. 5




FIG. 6

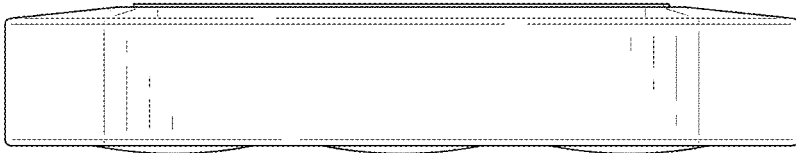


FIG. 7

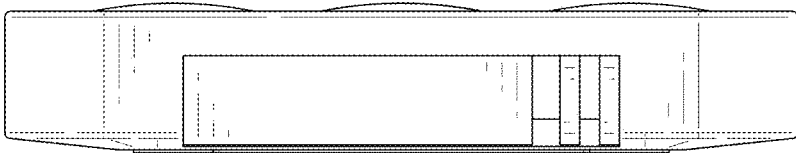


FIG. 8

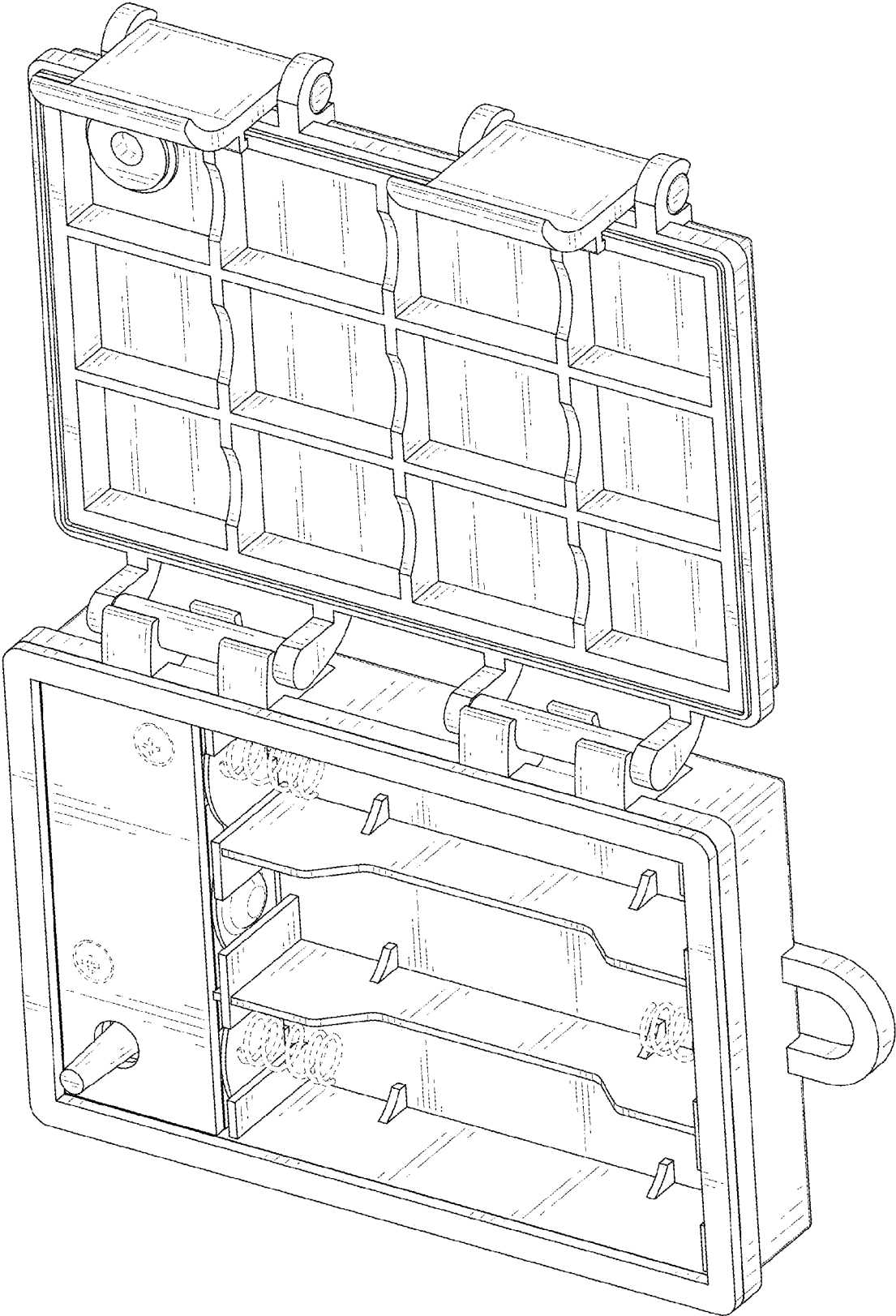


FIG. 9

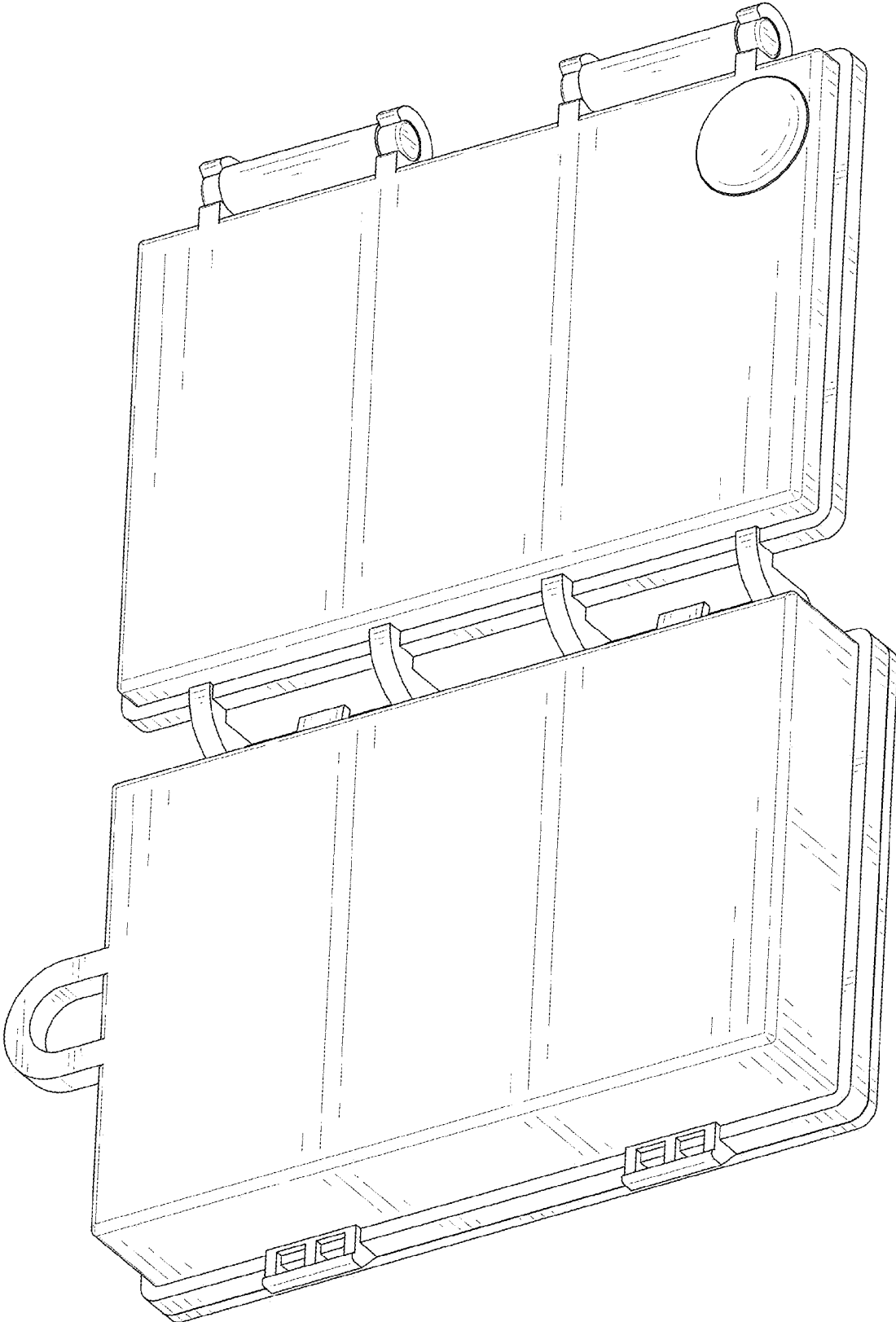


FIG. 10

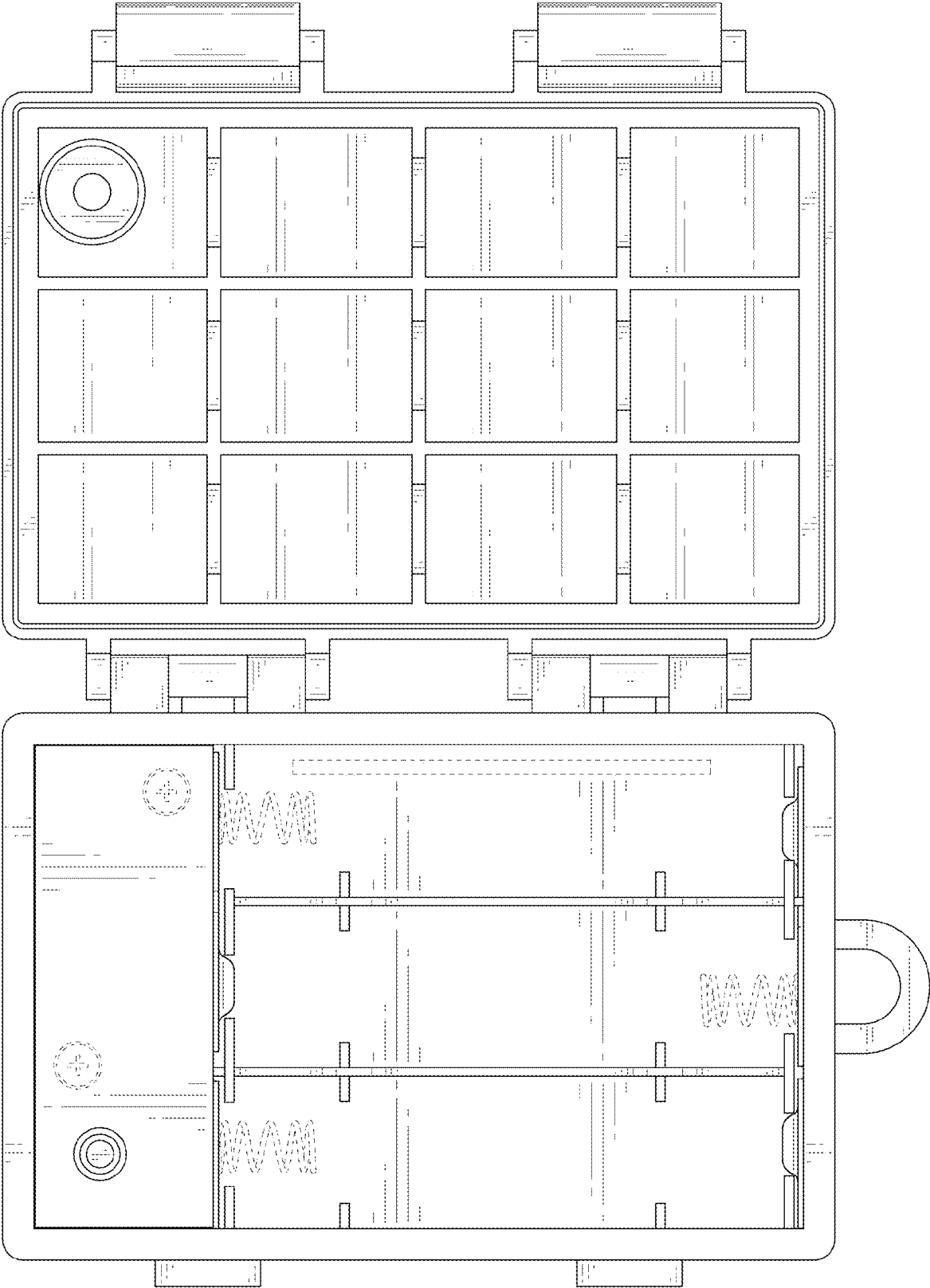


FIG. 11

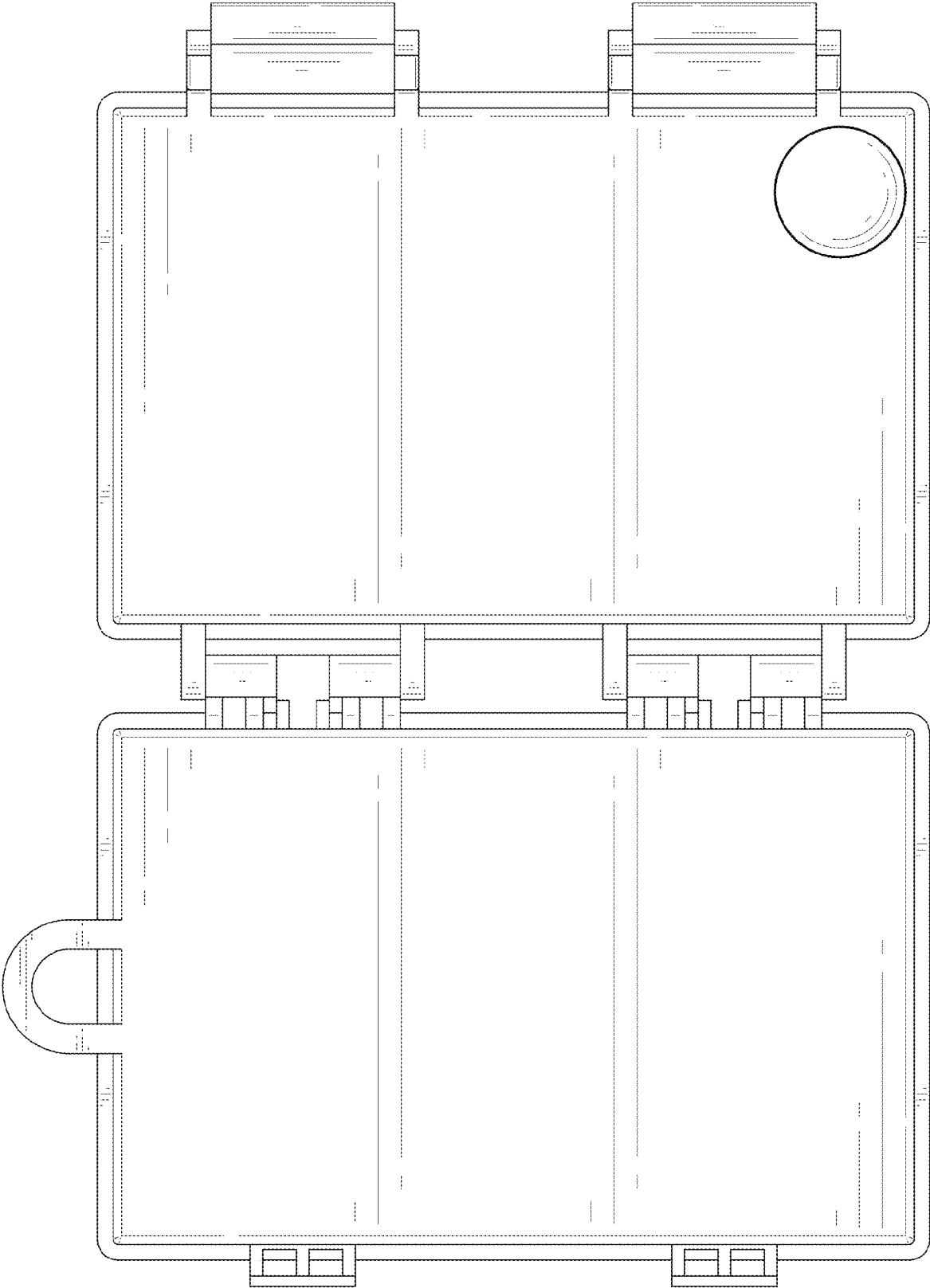


FIG. 12

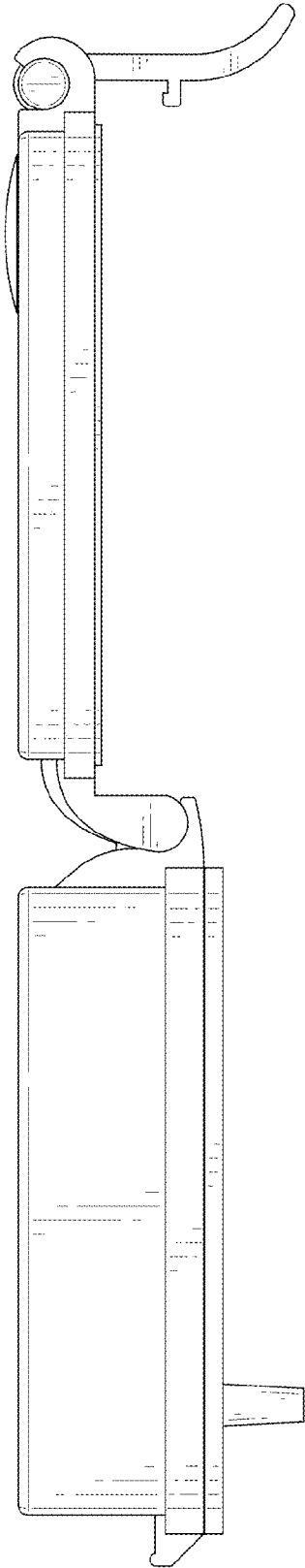


FIG. 13

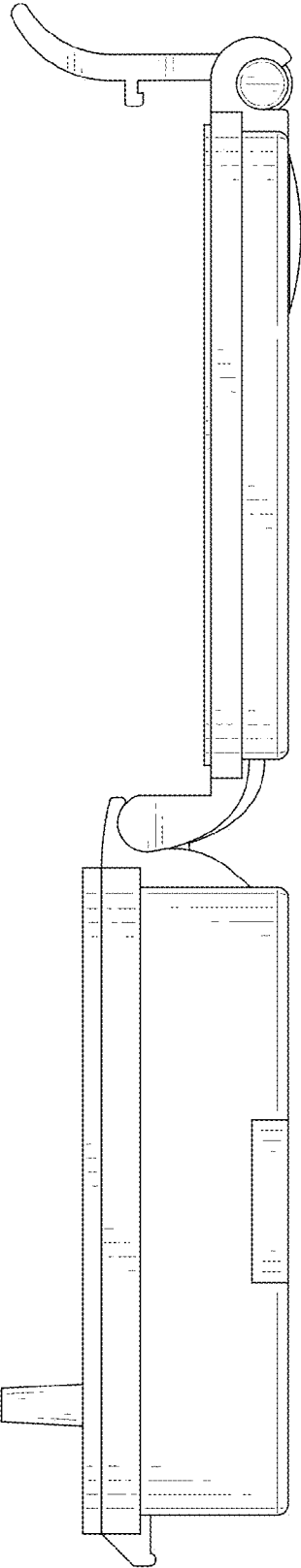


FIG. 14

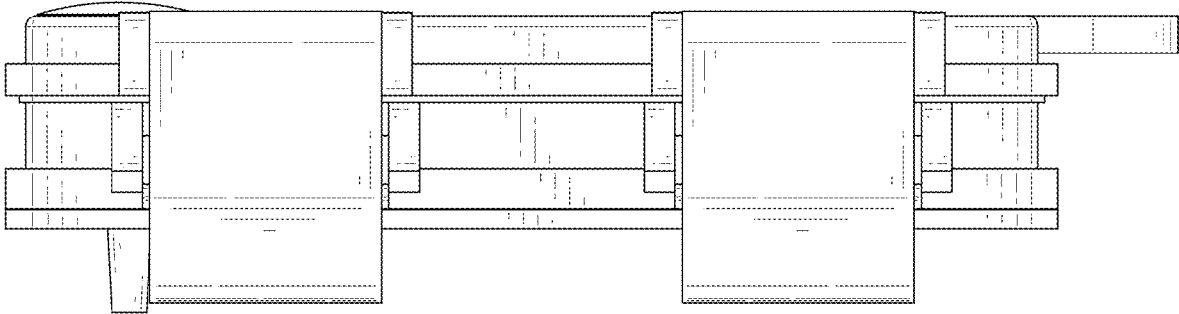


FIG. 15

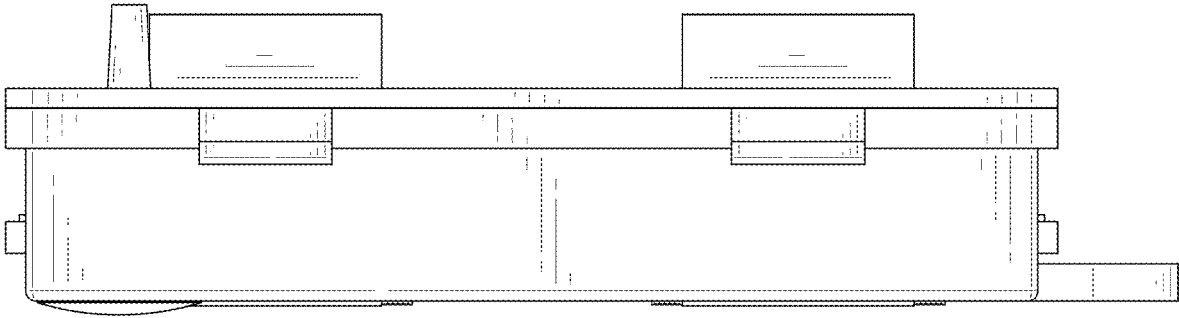


FIG. 16