



US00D550703S

(12) **United States Design Patent** (10) **Patent No.:** **US D550,703 S**
Koizumi (45) **Date of Patent:** **** Sep. 11, 2007**

(54) **AUDIO PLAYER**
(75) Inventor: **Shiki Koizumi**, Tokyo (JP)
(73) Assignee: **Sony Corporation**, Tokyo (JP)
(**) Term: **14 Years**

6,529,714 B1 * 3/2003 Nakamura et al. 455/575.1
D475,359 S 6/2003 Hirose
D478,888 S * 8/2003 Ng D14/156
6,606,281 B2 * 8/2003 Cowgill et al. 369/11
6,671,567 B1 * 12/2003 Dwyer et al. 700/94
6,791,907 B2 * 9/2004 Berhan 369/7
D513,617 S * 1/2006 Tierney D14/496
D520,517 S * 5/2006 Lee D14/496

(21) Appl. No.: **29/255,402**
(22) Filed: **Mar. 9, 2006**

FOREIGN PATENT DOCUMENTS

JP 1210195 S 5/2004

* cited by examiner

(30) **Foreign Application Priority Data**
Dec. 27, 2005 (JP) d2005-038347

Primary Examiner—Prabhakar Deshmukh
(74) *Attorney, Agent, or Firm*—Rader, Fishman & Grauer
PLLC

(51) **LOC (8) Cl.** **14-03**
(52) **U.S. Cl.** **D14/496; D14/156**
(58) **Field of Classification Search** D14/496,
D14/401, 435, 474, 483, 217, 137, 138, 160,
D14/168; 345/156, 169, 173–179, 905; 715/727–729,
715/864; 455/11.1, 7, 73, 344–347, 93, 95;
370/342–344; 369/1, 2, 6, 12; 463/43–47;
273/148 B

(57) **CLAIM**

The ornamental design for an audio player as shown.

See application file for complete search history.

DESCRIPTION

FIG. 1 is a perspective view of an audio player showing my new design;
FIG. 2 is a front elevational view thereof;
FIG. 3 is a rear elevational view thereof;
FIG. 4 is a left side elevational view thereof;
FIG. 5 is a right side elevational view thereof;
FIG. 6 is a top plan view thereof; and,
FIG. 7 is a bottom plan view thereof.

(56) **References Cited**
U.S. PATENT DOCUMENTS

5,349,575 A * 9/1994 Park 369/1
6,038,199 A * 3/2000 Pawlowski et al. 369/29.02
D438,526 S * 3/2001 Katayama D14/156
D441,735 S * 5/2001 Katayama D14/156
D442,934 S * 5/2001 Volanski D14/156
D452,226 S * 12/2001 Simpson et al. D14/167

1 Claim, 7 Drawing Sheets

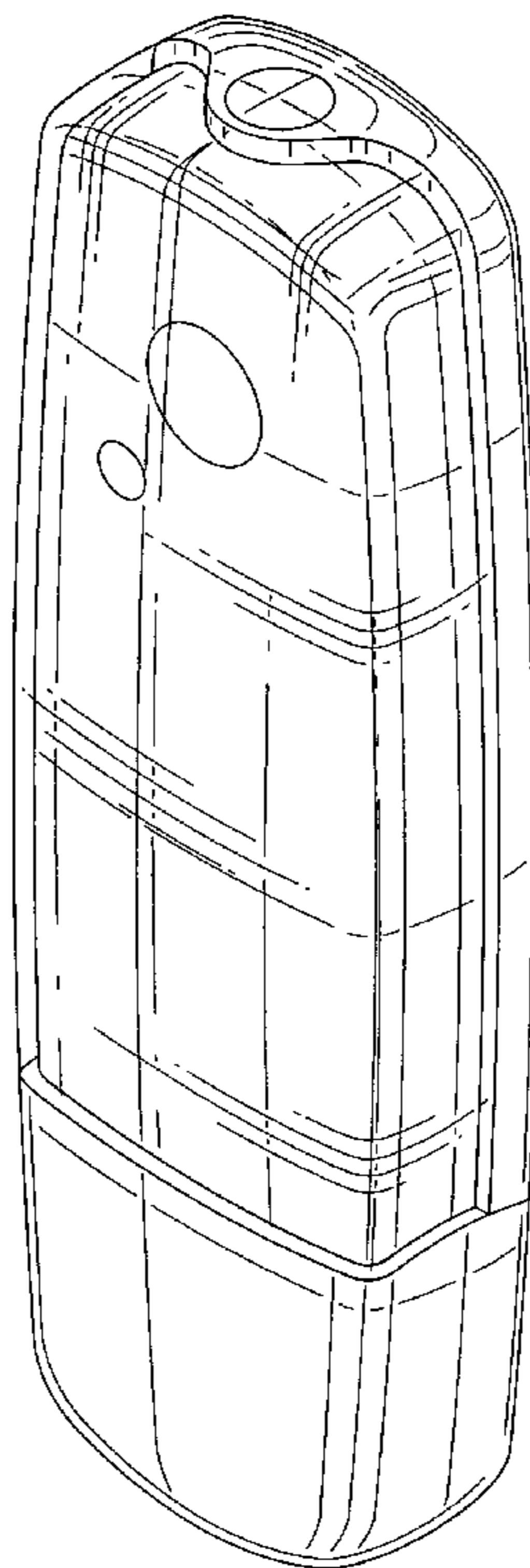


Fig. 1

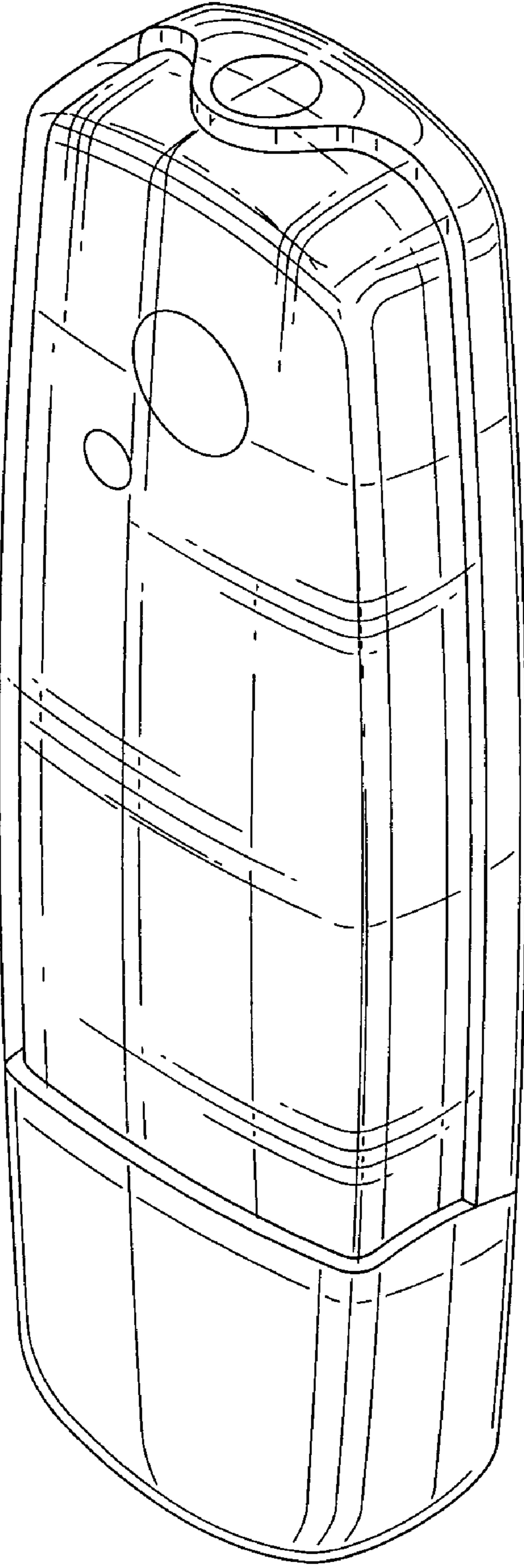


Fig.2

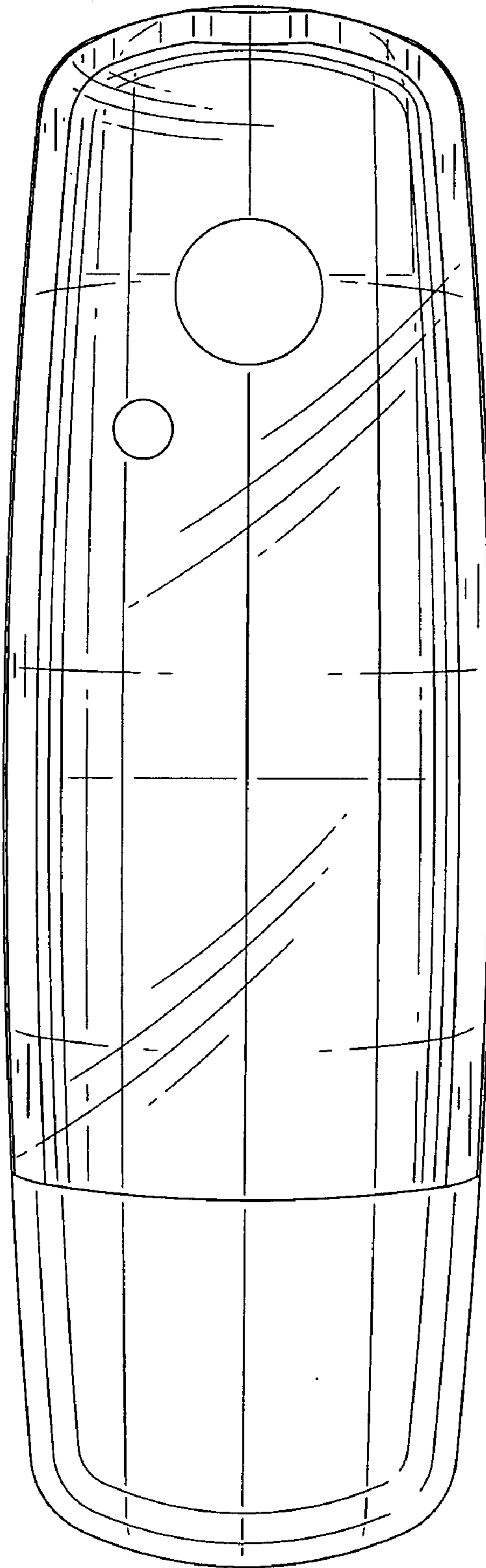


Fig.3




Fig.4

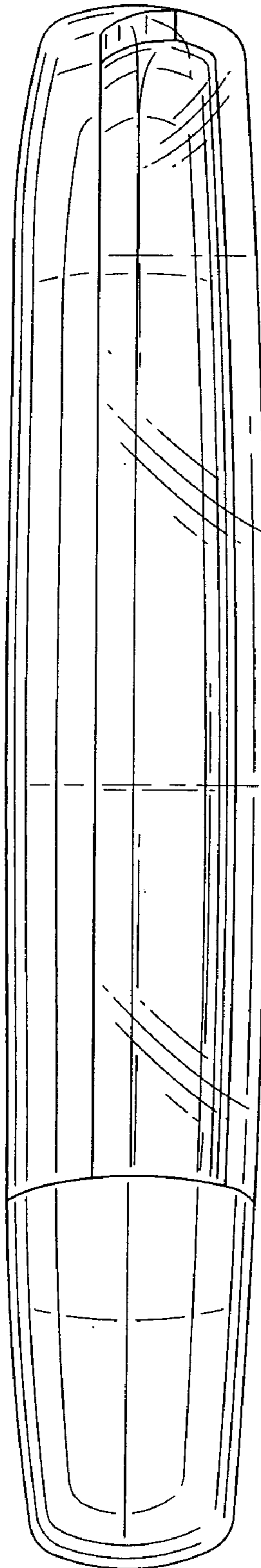


Fig.5

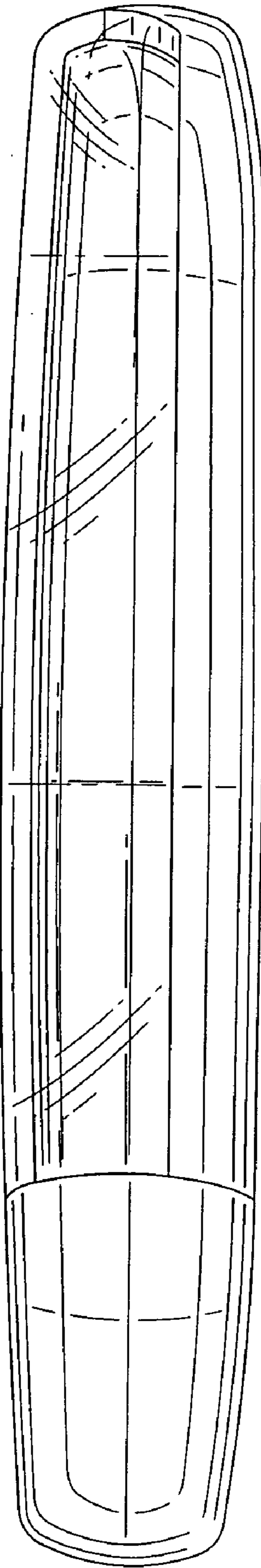


Fig.6

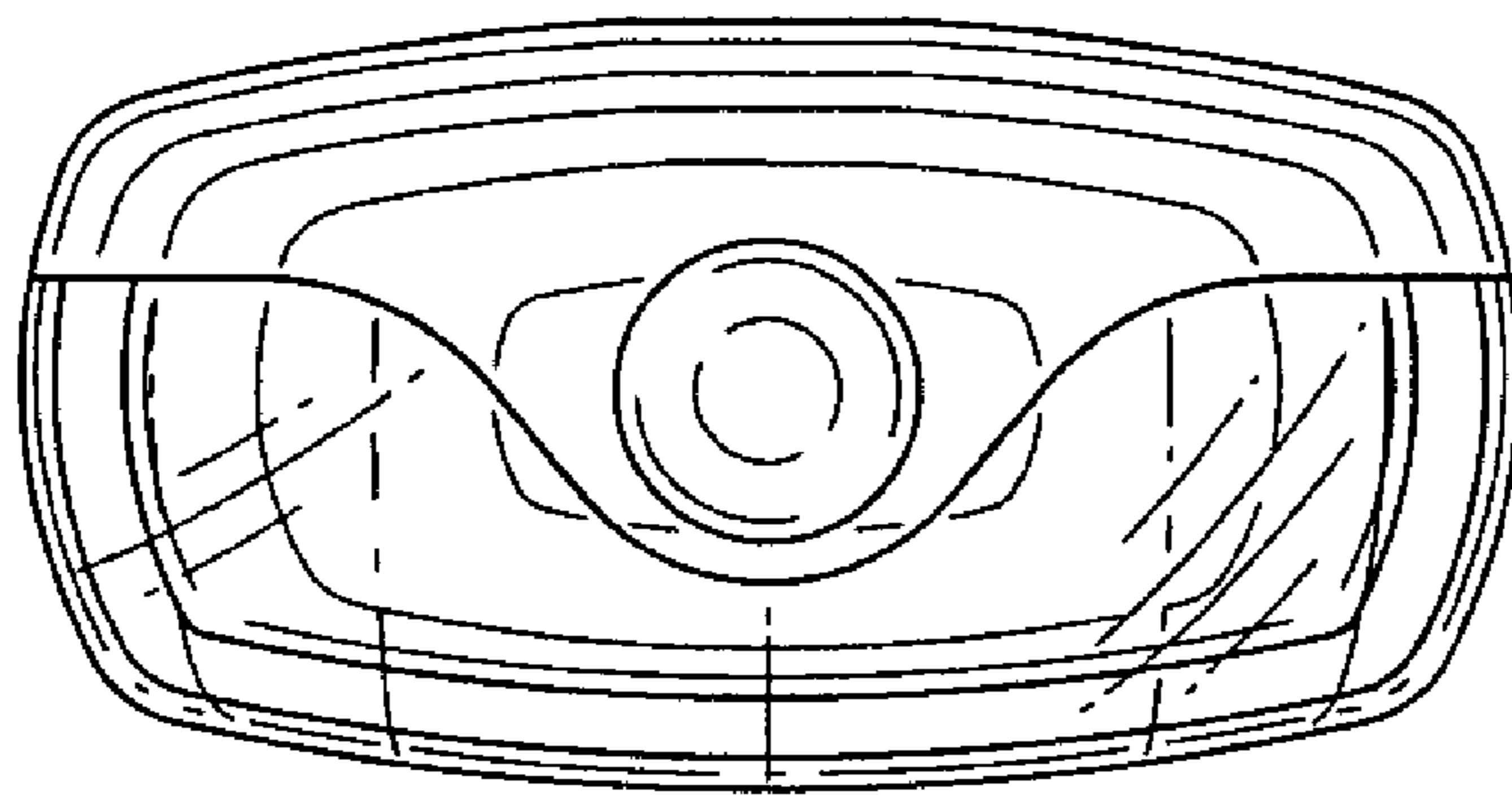


Fig.7

