



US00D912649S

(12) **United States Design Patent** (10) **Patent No.:** **US D912,649 S**
Laurino et al. (45) **Date of Patent:** **** Mar. 9, 2021**

(54) **EARPHONE ACCESSORY**

(74) *Attorney, Agent, or Firm* — Seed IP Law Group LLP

(71) Applicant: **Human, Incorporated**, Seattle, WA (US)

(57) **CLAIM**

The ornamental design for an earphone accessory, substantially as shown and described.

(72) Inventors: **Ferdinand Ygona Laurino**, Seattle, WA (US); **Lea Martin**, Seattle, WA (US); **Adam Abraham Jossem**, Seattle, WA (US); **Francesca Alyssum Quaglia**, Seattle, WA (US); **Benjamin S. Willis**, Bellevue, WA (US)

DESCRIPTION

FIG. 1 is a top isometric view of an earphone accessory, showing an embodiment of our new design attached to an earphone for a left ear.

FIG. 2 is a bottom isometric view thereof.

FIG. 3 is an isometric view of the earphone accessory from one perspective showing the earphone accessory detached from the earphone for the left ear.

FIG. 4 is an isometric view thereof from another perspective.

FIG. 5 is a front view thereof.

FIG. 6 is a rear view thereof.

FIG. 7 is a left side view thereof.

FIG. 8 is a right side view thereof.

FIG. 9 is a top view thereof.

FIG. 10 is a bottom view thereof.

Another embodiment for a right ear is provided, which is a mirror image of the embodiment for the left ear shown in FIGS. 1 through 10.

FIG. 11 is a top isometric view of an earphone accessory, showing another embodiment of our new design attached to an earphone for the left ear.

FIG. 12 is a bottom isometric view thereof.

FIG. 13 is an isometric view of the earphone accessory from one perspective showing the earphone accessory detached from the earphone for the left ear.

FIG. 14 is an isometric view thereof from another perspective.

FIG. 15 is a front view thereof.

FIG. 16 is a rear view thereof.

FIG. 17 is a left side view thereof.

FIG. 18 is a right side view thereof.

FIG. 19 is a top view thereof; and,

FIG. 20 is a bottom view thereof.

Another embodiment for a right ear is provided, which is a mirror image of the embodiment for the left ear shown in FIGS. 11 through 20.

(73) Assignee: **Human, Incorporated**, Seattle, WA (US)

(**) Term: **15 Years**

(21) Appl. No.: **29/690,045**

(22) Filed: **May 3, 2019**

(51) **LOC (13) Cl.** **14-01**

(52) **U.S. Cl.**

USPC **D14/223**; D14/205

(58) **Field of Classification Search**

USPC D14/223, 205; D24/106, 174; 129/858, 129/132; 381/380, 381, 370; 455/90.3, 455/575.1, 569.1; D29/112; 2/209
(Continued)

(56) **References Cited**

U.S. PATENT DOCUMENTS

2,712,134 A * 7/1955 Cyr A61F 11/06
2/209
2,727,245 A * 12/1955 Suggs A61F 11/06
2/174

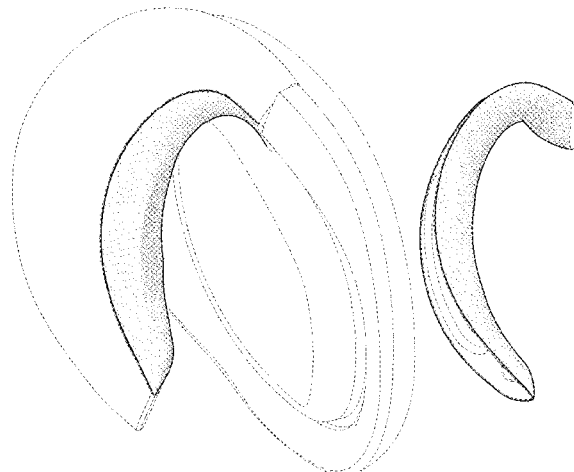
(Continued)

FOREIGN PATENT DOCUMENTS

JP D1629071 * 3/2019
JP D1629072 * 3/2019

Primary Examiner — Paula Allen Greene

(Continued)



Stippling in the drawings represent the three-dimensional contours of the design, and are not intended to indicate surface decoration. The broken lines shown in the drawings depict environment and portions of the earphone accessory that form no part of the claimed design.

1 Claim, 8 Drawing Sheets

(58) **Field of Classification Search**

CPC H04R 25/00; H04R 1/1066; H04R 1/1016;
H04R 5/033; H04R 5/0335; H04R
1/1008; A61F 11/06

See application file for complete search history.

(56) **References Cited**

U.S. PATENT DOCUMENTS

4,617,431 A * 10/1986 Scott H04M 1/05
181/20
4,791,684 A * 12/1988 Schwartz A61F 11/06
2/209
5,210,792 A * 5/1993 Kajihara H04M 1/05
379/430
5,339,467 A * 8/1994 Brinkley A61F 11/06
2/209
5,412,736 A * 5/1995 Keliiliki H04R 1/105
381/330
5,761,298 A * 6/1998 Davis H04M 1/05
379/430
5,796,821 A * 8/1998 Crouch H04M 1/05
379/430
D399,607 S * 10/1998 Davis D29/112
D421,755 S * 3/2000 Pitel D14/223
D441,739 S * 5/2001 Hayes D14/223

6,396,935 B1 * 5/2002 Makkonen H04B 1/385
379/430
6,505,633 B2 * 1/2003 Mosely A45D 44/12
132/319
D479,226 S * 9/2003 Beauregard, Jr. D14/223
6,976,275 B1 * 12/2005 Liu A61F 11/14
2/209
7,006,649 B2 * 2/2006 Natvig H04R 1/1058
381/370
D518,816 S * 4/2006 Naito D14/205
7,469,429 B1 * 12/2008 Lanclos A45D 44/12
2/209
7,778,410 B2 * 8/2010 Liu H04M 1/05
379/430
D630,621 S * 1/2011 Pedersen D14/223
7,869,615 B2 * 1/2011 Chang H04R 1/10
381/371
D687,189 S * 7/2013 Fairclough D29/112
8,630,436 B2 * 1/2014 Berg H04R 1/1091
381/380
D729,197 S * 5/2015 Kirby D14/205
D771,414 S * 11/2016 Krishtul D6/601
D777,989 S * 1/2017 Gerspach D29/112
9,538,280 B2 * 1/2017 Willis H04R 1/1008
D786,220 S * 5/2017 Lamb D14/223
9,807,493 B1 * 10/2017 Willis A45F 5/00
D814,445 S * 4/2018 Willis D14/223
D814,457 S * 4/2018 Willis D14/344
D815,065 S * 4/2018 Willis D14/223
D822,007 S * 7/2018 Willis D14/223
10,045,114 B2 * 8/2018 Willis H04R 1/1008
D857,667 S * 8/2019 Willis D14/223
10,382,855 B2 * 8/2019 Willis H04R 1/105
D860,972 S * 9/2019 Minarsch D14/223
D880,458 S * 4/2020 Minarsch D14/223
D886,802 S * 6/2020 Willis D14/223
10,667,954 B2 * 6/2020 Matossian A61F 11/06
2008/0263749 A1 * 10/2008 Leong A61F 11/14
2/209

* cited by examiner




FIG. 1

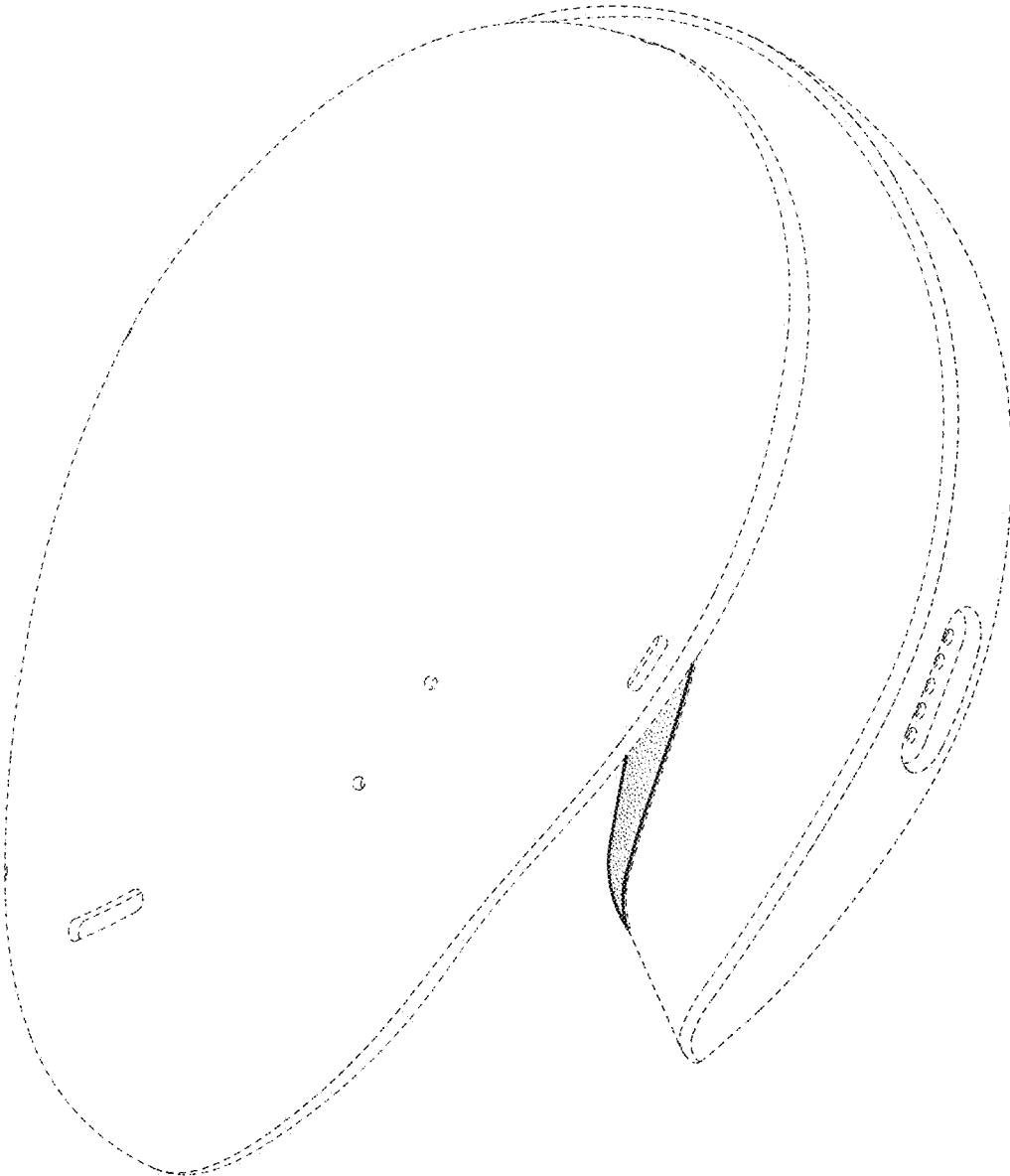


FIG. 2

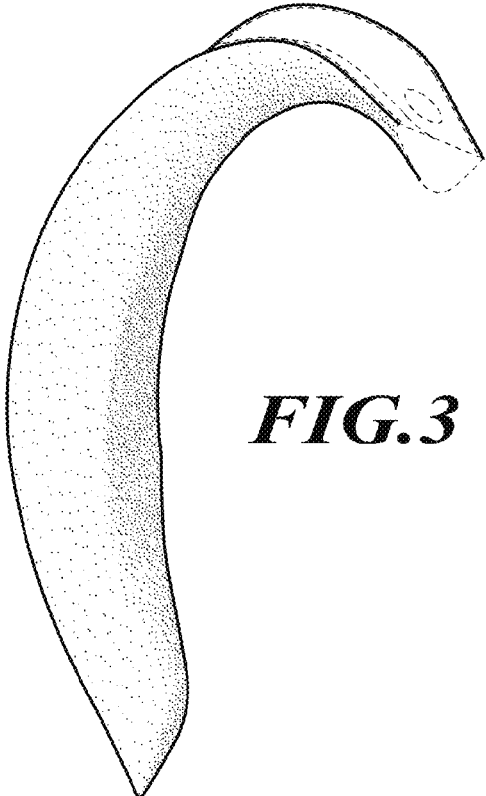


FIG. 3

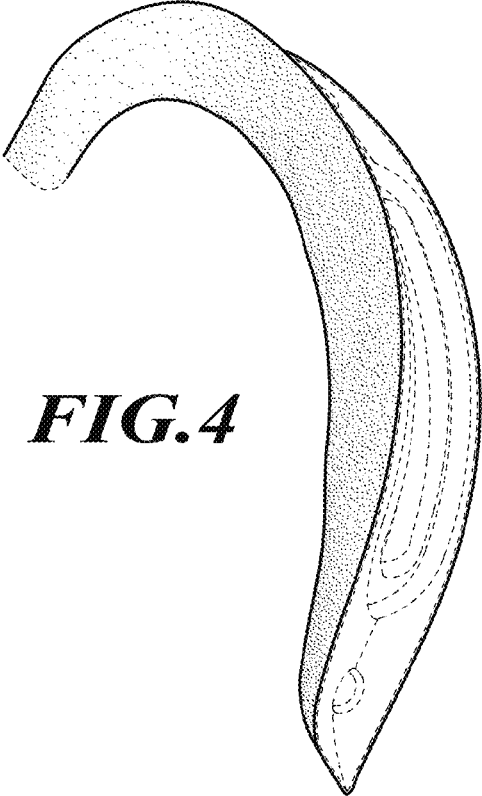


FIG. 4

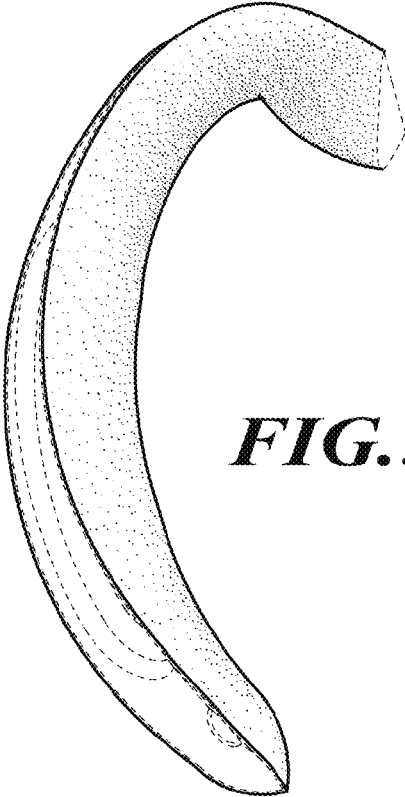


FIG. 5

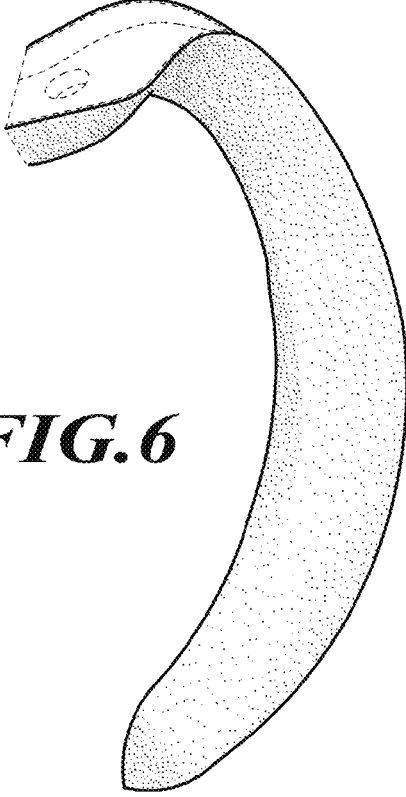


FIG. 6

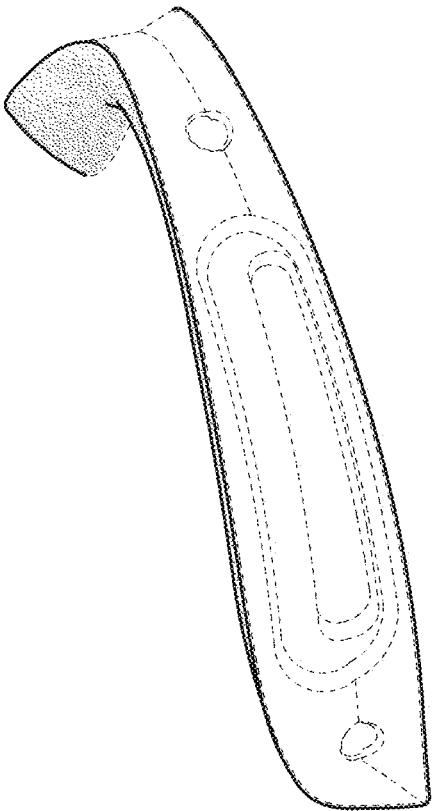


FIG. 7

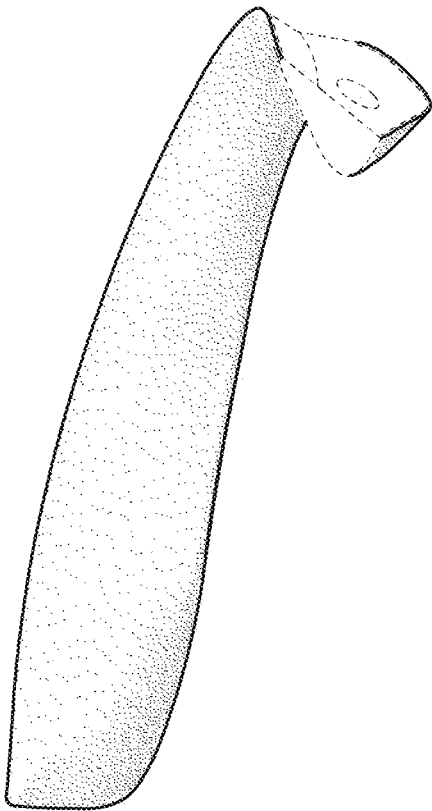


FIG. 8

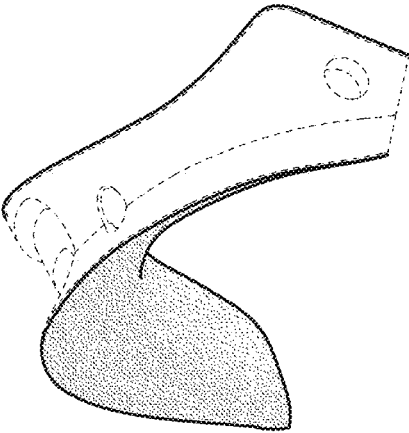


FIG. 9

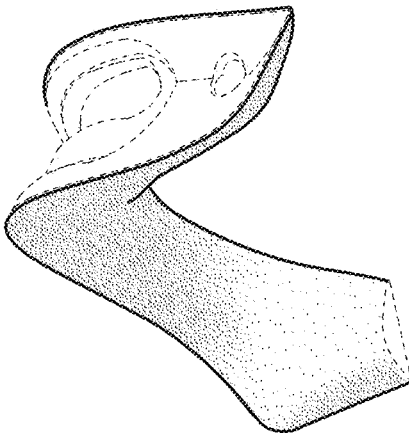


FIG. 10

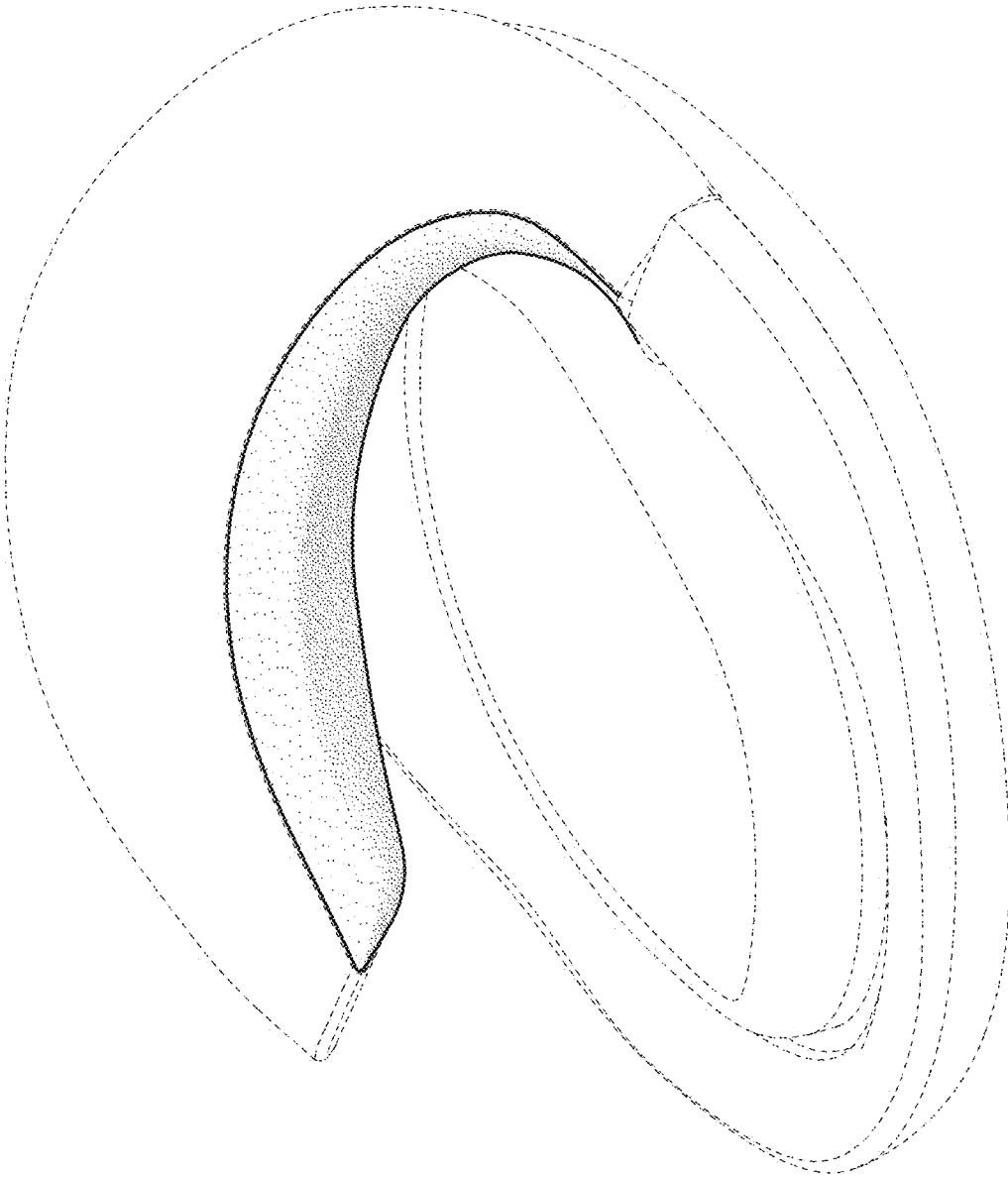


FIG. 11




FIG. 12

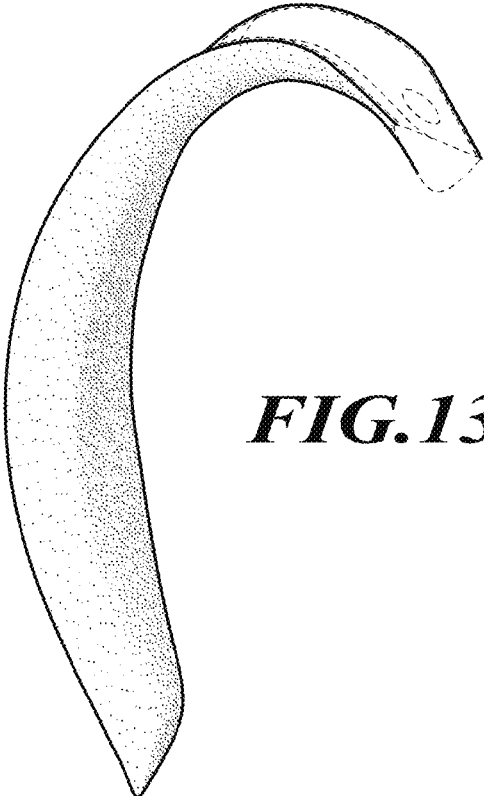


FIG. 13

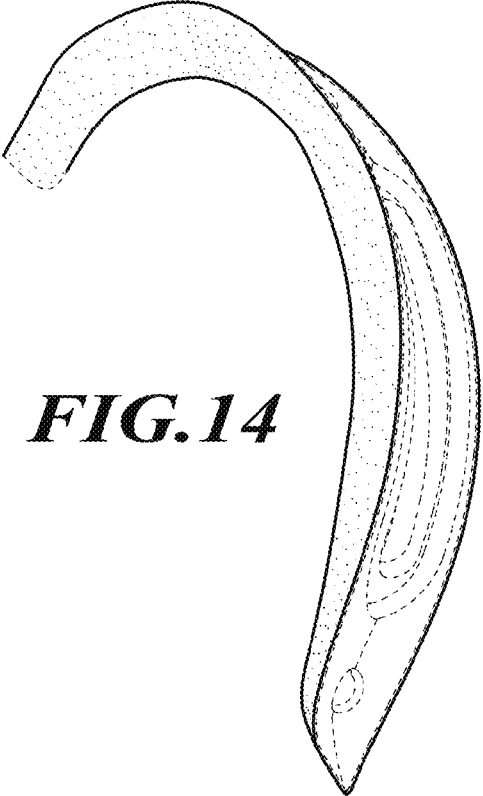


FIG. 14

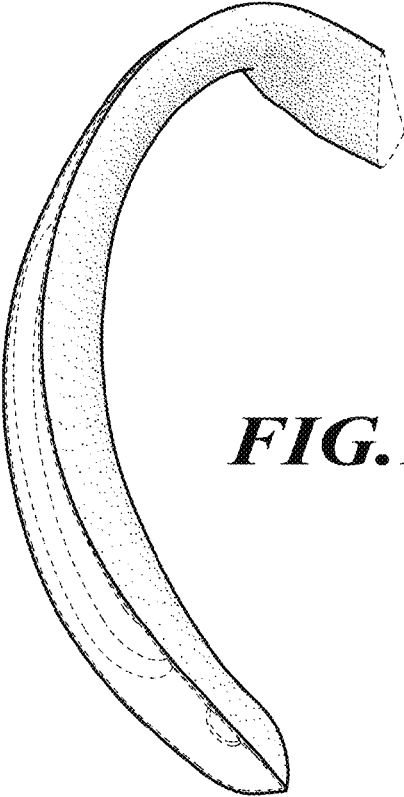


FIG. 15

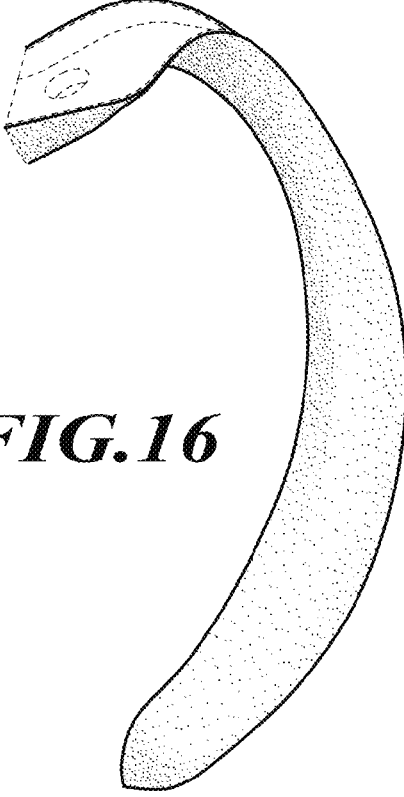


FIG. 16

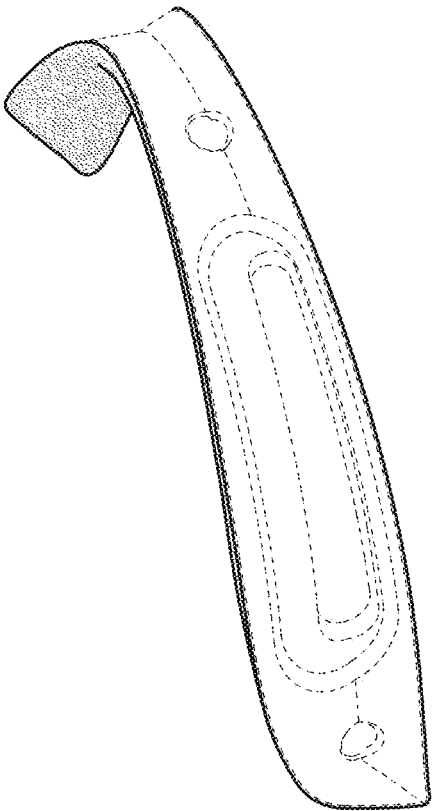


FIG. 17

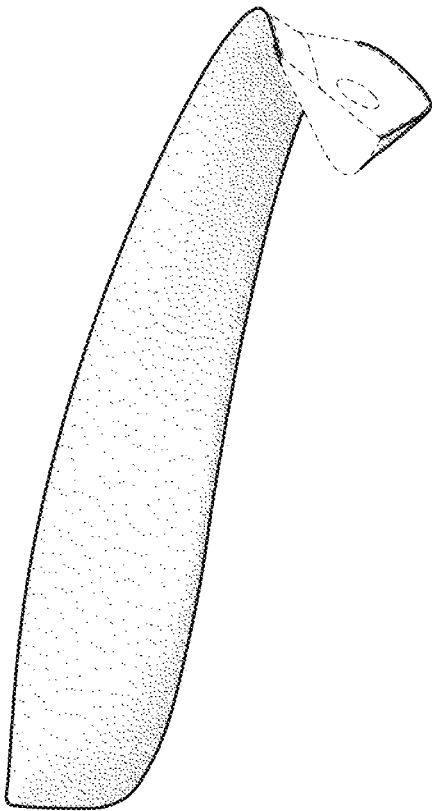


FIG. 18

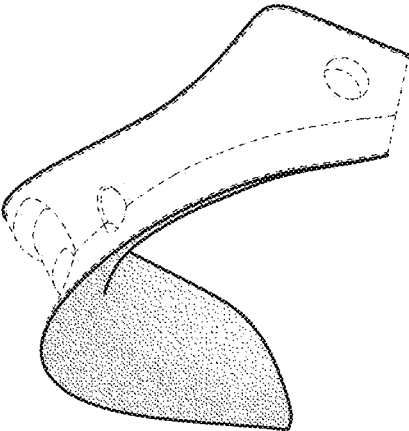


FIG. 19

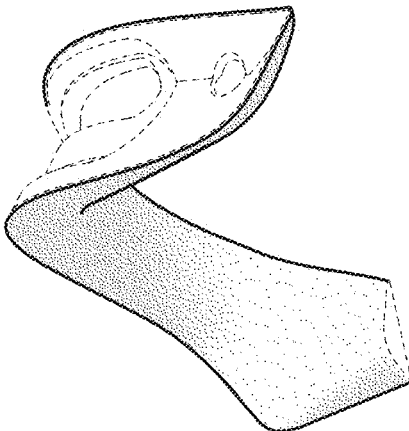


FIG. 20