

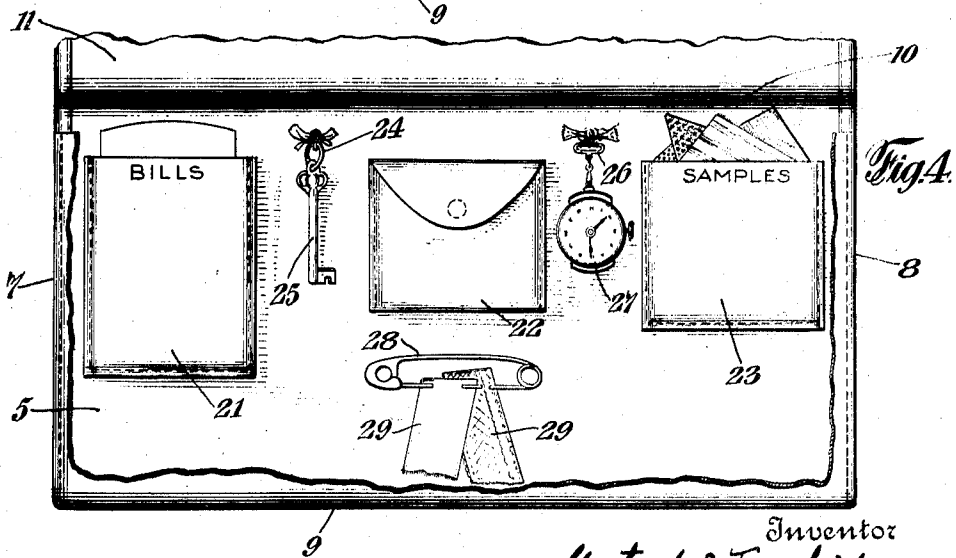
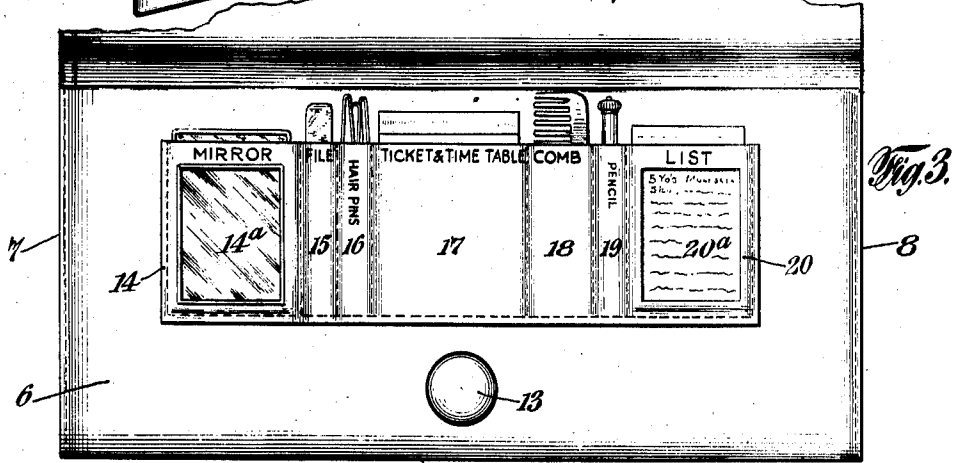
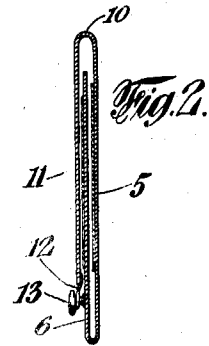
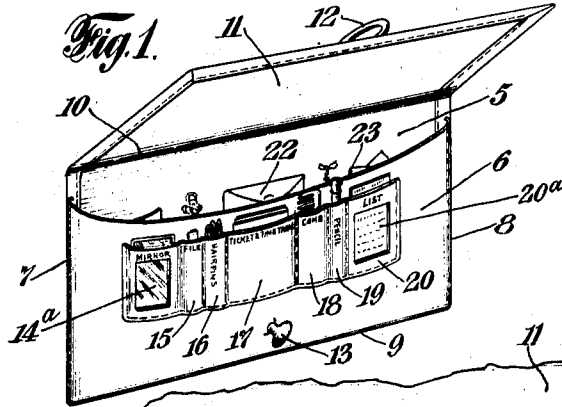
Nov. 3, 1925.

1,560,442

G. S. TROWBRIDGE

HAND BAG

Filed Nov. 20, 1924



Inventor  
 Gertrude S. Trowbridge  
 By her Attorneys Ward, Crosby & Smith

# UNITED STATES PATENT OFFICE.

GERTRUDE S. TROWBRIDGE, OF FLUSHING, NEW YORK.

## HAND BAG.

Application filed November 20, 1924. Serial No. 750,965.

*To all whom it may concern:*

Be it known that I, GERTRUDE S. TROWBRIDGE, a citizen of the United States, and resident of Flushing, county of Queens, State of New York, have invented certain new and useful Improvements in Hand Bags, of which the following is a specification.

My invention relates to improvements in hand bags, and more particularly to hand bags of the envelope type. The main object of the invention is to provide a hand bag of this type which is not only simple and convenient to carry, but also one which is more efficient and useful as a hand bag for general purposes than hand bags which have previously been used for similar purposes. Further and more specific objects, features and advantages will more clearly appear from the detailed description given below, taken in connection with the accompanying sheet of drawings, which form a part of this specification.

In the drawings Fig. 1 is a perspective illustrating a hand bag embodying my improvements in a preferred form thereof;

Fig. 2 is a transverse section of the same with the bag closed;

Fig. 3 is a front view of the hand bag with the flap open and partly broken away, and

Fig. 4 is a view of the back member of the bag with the flap broken away and the front member broken away.

Referring to the drawings, the bag there shown comprises a back member 5 and a front member 6 made of cloth, or flexible leather, or other suitable flexible material. These members are connected together at their side edges 7 and 8, by being sewed directly together thereat. Members 5 and 6 are also connected together along their bottom edges at 9 by being integral with one another thereat, whereby the members 5 and 6 form an envelope. Integrally attached to the back member 5 along its upper edge 10 is a flap 11, preferably of the same material, which flap is adapted to be bent over and lie in front of and adjacent to the front member 6 to close the bag, as shown in Fig. 2. The flap 11 is provided with a loop of cord or other suitable material 12 secured to its outer edge which is adapted to engage over a button 13 secured to the front member 6 at the bottom part thereof, in order that the flap may be removably secured to said

front member when the bag is closed. Any other suitable means may be employed for securing the bag closed.

On the outside face of the front member there is sewed a strip of cloth, leather or other suitable material, the said strip being sewed thereto along the bottom and ends of the strip and at intervening places to form a plurality of pockets, as for example, pocket 14 for a mirror; a pocket 15 for a nail file; a pocket 16 for hairpins; a pocket 17 for tickets and time tables; a pocket 18 for a comb; a pocket 19 for a pencil and a pocket 20 for lists. The pocket 14 is preferably cut away in front to form a window 14<sup>a</sup> through which the mirror may be seen and used without removing it from the pocket, if desired. Also I preferably provide the pocket 20 with a similar window 20<sup>a</sup> through which a list in the pocket may be seen. In Figures 1 and 3 these various articles are shown in their respective pockets. The button 13 is located below the pockets so that the flap 11 may be secured thereto below the pockets.

I also provide on the inside of the back member 5 a series of pockets, one of which is indicated at 21 for bills or other articles such as spectacle case; another at 22 for money or change, and another at 23 for samples or a handkerchief, etc. Also secured to the inside of the back member by any suitable means is a key ring 24, or other support to which one or more keys 25 may be removably secured.

There is also secured to the inside of the back flap any suitable means 26 to which a watch or time piece 27 may be removably attached. Also other means, such as a safety pin 28, may be used to removably attach other articles to the member, such as samples 29.

From the above it will be apparent that the bag has special utility as a shopping hand bag adapted to conveniently carry all of the articles usually necessary to carry in such bags, and at the same time the articles are carried separately, i. e., maintained so separated that they do not become mixed with one another and they all may be seen at once and each is readily and easily found in its place when wanted. At the same time access to each of the various articles is easily had and when the flap 11 is folded over along the top 10 and secured to the button

13 the articles are prevented from dropping  
out of the various pockets. There are no  
metal clasps or frames to injure one's gloves  
or to obstruct one's view of the contents of  
5 the bag, or to restrict the carrying space.  
The arrangement of pockets, etc., permits  
a greater number of useful articles to be  
very conveniently carried. The flexibility  
of the bag tends to prevent it slipping off  
10 one's lap and renders it easier to carry in va-  
rious ways. The fastening is so simple that  
the bag may be easily opened and closed  
with one hand.

15 While I have described my improvements  
in great detail, and with respect to a pre-  
ferred form of the invention, I do not de-  
sire to be limited to such details or form,  
since many changes and modifications may  
be made and the invention embodied in  
20 widely different forms without departing  
from the spirit and scope thereof in its  
broader aspects. Hence I desire to cover all  
modifications and forms coming within the  
language or scope of any one or more of the  
25 appended claims.

What I claim as new and desire to secure  
by Letters Patent is:

1. A hand bag for shopping, etc., compris-  
ing flexible back and front members con-  
30 nected together at their side and bottom  
edges to form an envelope with a flexible  
flap connected to the back member along its  
top edge and adapted to be bent over and  
lie in front of and against the front mem-  
35 ber to close the bag, said back member hav-  
ing a series of pockets on its inside face, and  
said front member having a series of pockets  
on its outside face, and means for removably

securing said flap to said front member ad-  
jacent the bottom part thereof. 40

2. A hand bag for shopping, etc., com-  
prising flexible back and front members con-  
nected together at their side and bottom  
edges to form an envelope with a flexible  
45 flap connected to the back member along its  
top edge and adapted to be folded over and  
lie in front of and against the front mem-  
ber to close the bag, the front member hav-  
ing on the outside thereof a series of pockets  
for a mirror, file, tickets, comb, and pencil, 50  
or the like, and the back member having on  
the inside thereof a series of pockets for  
bills, change and samples or the like and  
also supports for other articles, and means  
for removably securing said flap to said 55  
front member below the pockets thereon.

3. A hand bag comprising back and front  
members having their bottom and side edges  
connected together to form an envelope  
structure with a flap connected to the top 60  
edge of the back member and adapted to  
bend over and lie in front of and against  
the front member to close the bag, said back  
member having a series of pockets in its in- 65  
side face and also having secured to its  
inside face a key ring and a support for  
other articles, and said front member having  
a series of pockets on its outside face, one  
of said last mentioned pockets having a 70  
window in the front side thereof and adapt-  
ed to contain a mirror visible through said  
window.

In testimony whereof I have signed my  
name to this specification.

GERTRUDE S. TROWBRIDGE.