



US00D904344S

(12) **United States Design Patent**
Ohara et al.

(10) **Patent No.:** **US D904,344 S**

(45) **Date of Patent:** **** Dec. 8, 2020**

- (54) **SOUND GENERATOR**
- (71) Applicant: **SONY CORPORATION**, Tokyo (JP)
- (72) Inventors: **Masaaki Ohara**, Saitama (JP);
Kazutaka Nakashima, Chiba (JP)
- (73) Assignee: **SONY CORPORATION**, Tokyo (JP)
- (**) Term: **15 Years**

D768,842 S *	10/2016	Peet	D23/370
D783,140 S *	4/2017	Poulton	D23/370
D783,142 S *	4/2017	Poulton	D23/370
D783,143 S *	4/2017	Poulton	D23/370
D790,678 S *	6/2017	Chang	D23/351
D790,681 S *	6/2017	Poulton	D23/370
D798,269 S *	9/2017	Iijima	D14/217
D798,270 S *	9/2017	Iijima	D14/217
D798,271 S *	9/2017	Iijima	D14/217
D801,312 S *	10/2017	Birger	H04R 1/1025
				D14/223
D807,897 S *	1/2018	Dahan	D14/480.1

(Continued)

- (21) Appl. No.: **29/624,363**
- (22) Filed: **Oct. 31, 2017**
- (51) **LOC (12) Cl.** **14-03**
- (52) **U.S. Cl.**
USPC **D14/217**
- (58) **Field of Classification Search**
USPC D14/240, 242, 356, 358, 432, 433, 217;
D11/40, 41, 42, 78.1, 79, 85, 88;
D16/237, 239; D26/51, 52, 60
CPC G03B 15/02; F21L 4/00; F21V 23/0414;
F21V 21/08; H04N 7/142; H04N
1/00307; H04M 1/0264; F21Y 2101/02
See application file for complete search history.

Primary Examiner — Khawaja Anwar
(74) *Attorney, Agent, or Firm* — Michael Best and
Friedrich LLP

(57) **CLAIM**

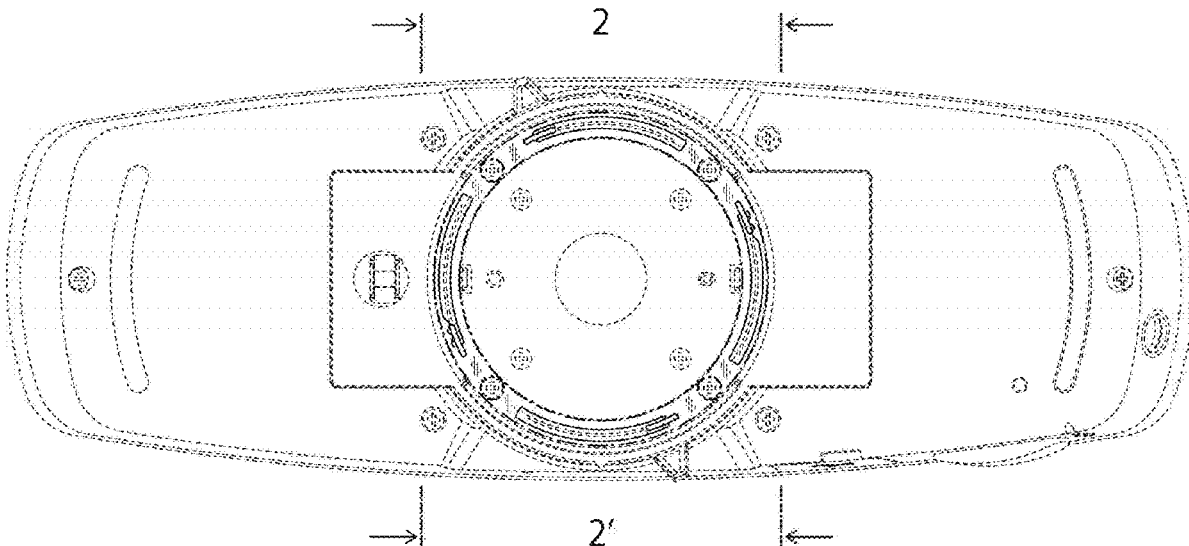
The ornamental design for a sound generator, as shown and described.

DESCRIPTION

FIG. 1 is a rear elevational view of a sound generator showing our new design;
 FIG. 2 is an enlarged rear elevational view thereof along the lines 2-2 of FIG. 1;
 FIG. 3 is an alternative rear elevational view thereof wherein the latch portions thereof are in a disengaged position as opposed to the latch portions thereof shown in FIGS. 1 and 2 which are in an engaged position.
 FIG. 4 is a rear, bottom, right perspective view of the embodiment of FIG. 1, a rear, top, left perspective view thereof being the same image; and,
 FIG. 5 is a rear, bottom, left perspective view thereof, a rear, top, right perspective view thereof being the same image.
 The broken lines showing of portions of the sound generator form no part of the claimed design. The dot-dash broken lines define the boundaries of the claimed design and form no part of the claimed design.

1 Claim, 5 Drawing Sheets

- (56) **References Cited**
U.S. PATENT DOCUMENTS
- | | | | | |
|--------------|---------|--------------|-------|-----------|
| D602,144 S * | 10/2009 | Dyson | | F04F 5/16 |
| | | | | D23/370 |
| D672,023 S * | 12/2012 | Wallace | | D23/332 |
| D691,749 S * | 10/2013 | Shuja | | D26/3 |
| D715,918 S * | 10/2014 | Pan | | D23/411 |
| D728,092 S * | 4/2015 | Poulton | | D23/342 |
| D728,769 S * | 5/2015 | Dyson | | D23/342 |
| D729,372 S * | 5/2015 | McPherson | | D23/370 |
| D729,376 S * | 5/2015 | McPherson | | D23/370 |
| D729,925 S * | 5/2015 | McPherson | | D23/370 |
| D738,029 S | 9/2015 | Obana et al. | | |
| D765,163 S * | 8/2016 | Seymour | | D17/5 |
| D768,839 S * | 10/2016 | Peet | | D23/370 |



(56)

References Cited

U.S. PATENT DOCUMENTS

D813,202	S	*	3/2018	Johnson	D14/217
D815,063	S	*	4/2018	Stewart	D14/217
D818,570	S	*	5/2018	Kim	D23/370
D841,796	S	*	2/2019	Freeland	D23/382
D862,419	S	*	10/2019	Eshelman	D14/217
D862,420	S	*	10/2019	Yang	D14/217
D866,084	S	*	11/2019	Brutler	D29/122

* cited by examiner

FIG.1

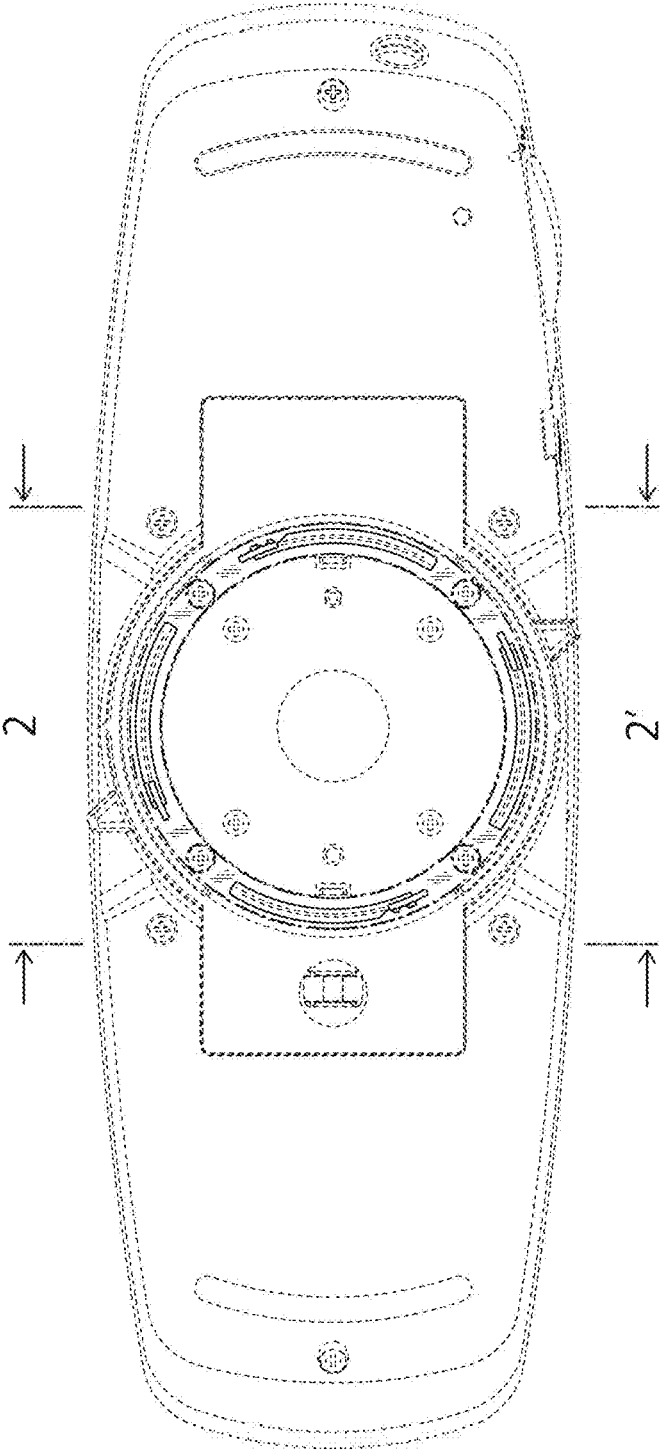


FIG.2

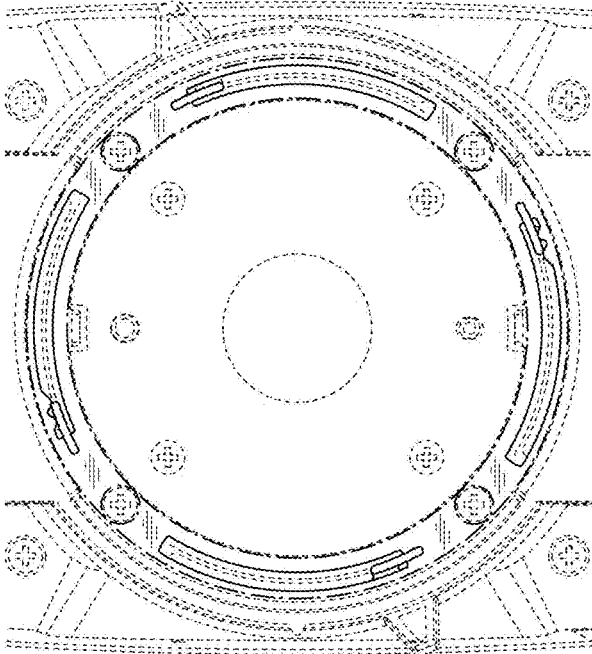


FIG.3

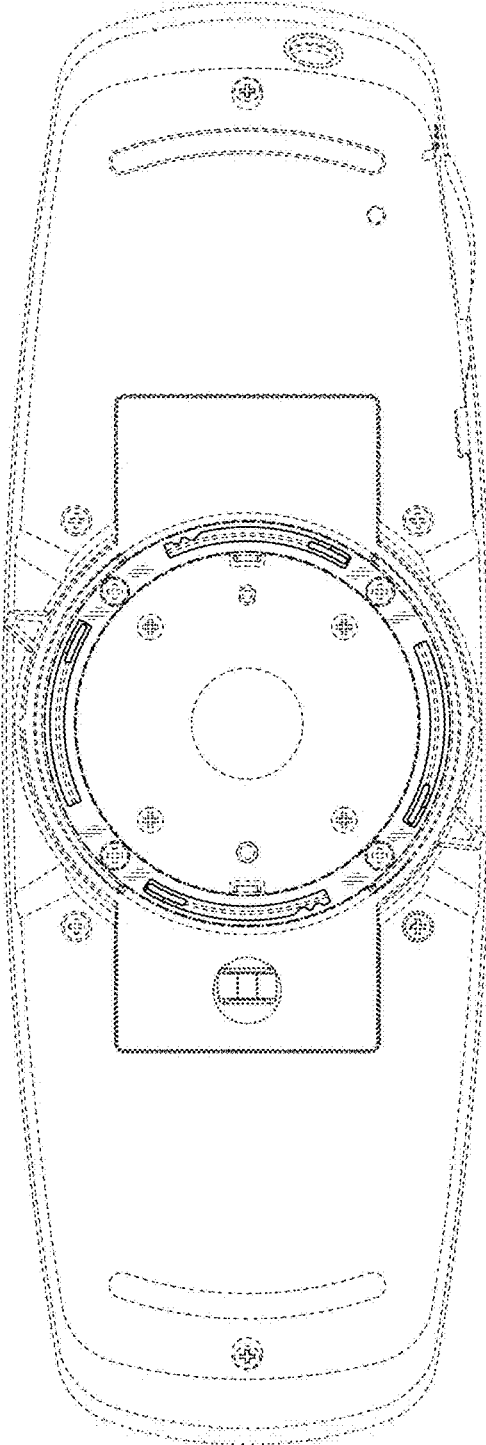


FIG.4

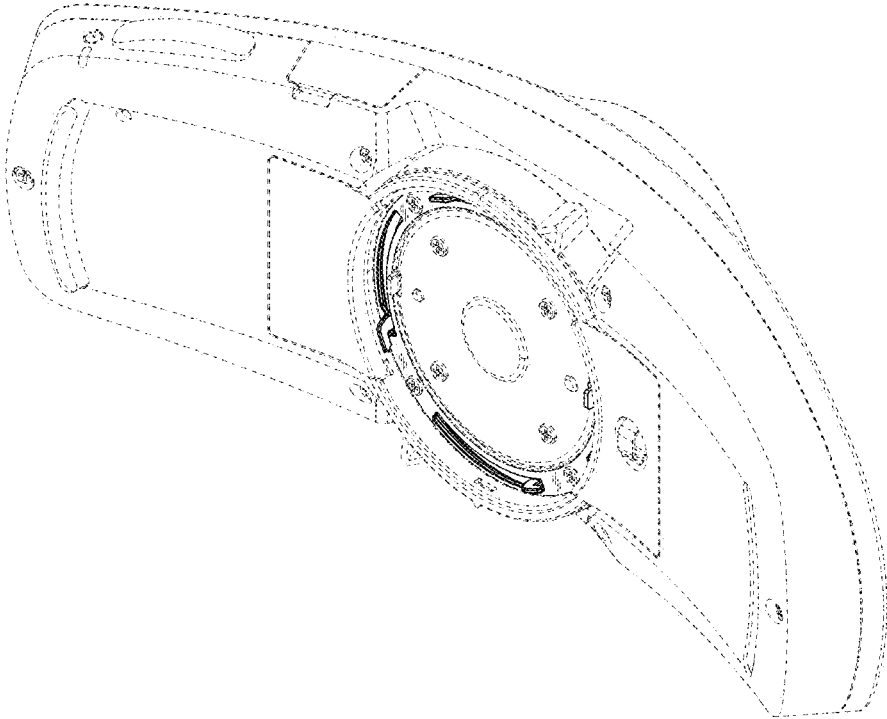


FIG.5

