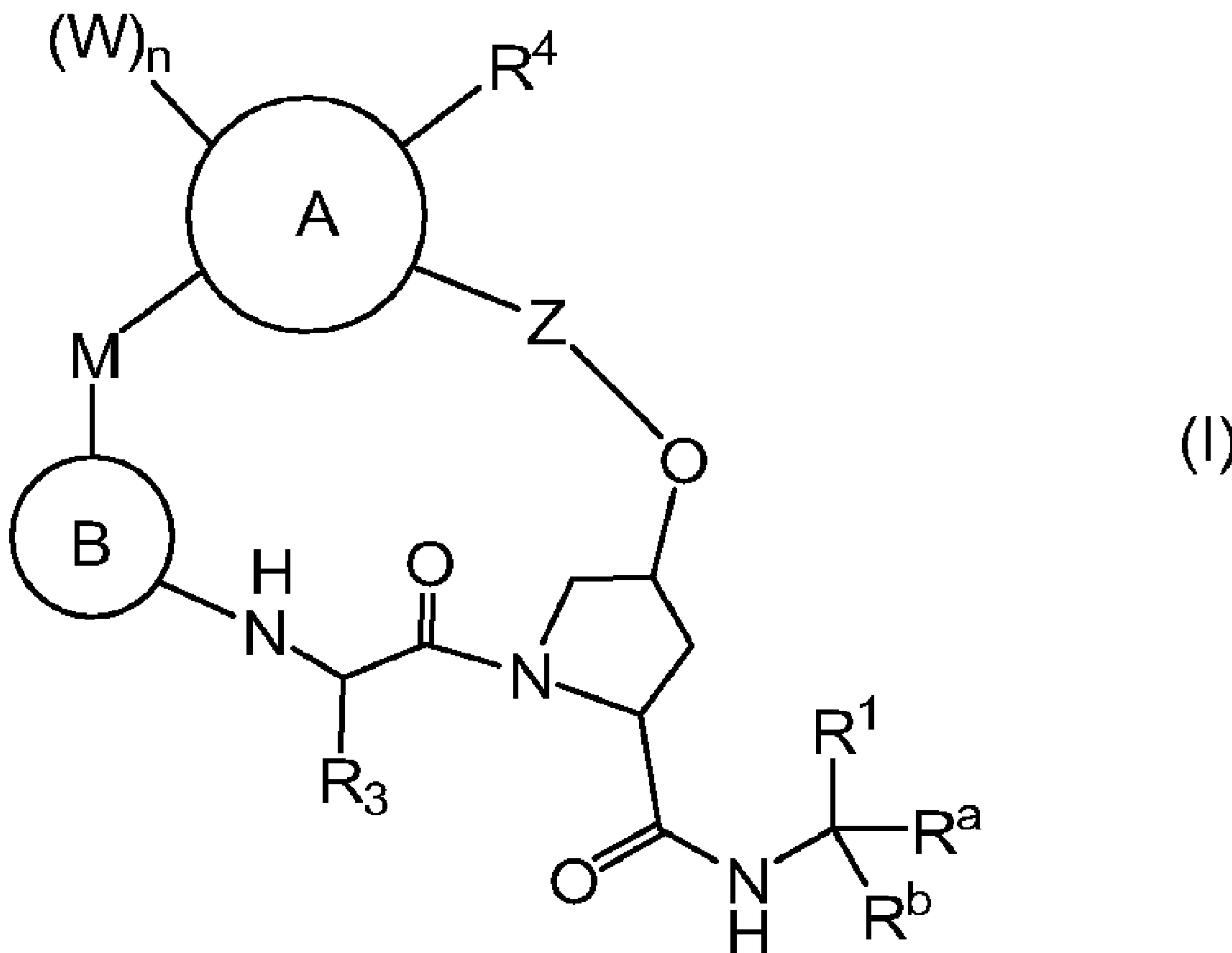




(86) Date de dépôt PCT/PCT Filing Date: 2007/05/11
 (87) Date publication PCT/PCT Publication Date: 2007/11/22
 (85) Entrée phase nationale/National Entry: 2008/11/13
 (86) N° demande PCT/PCT Application No.: EP 2007/054594
 (87) N° publication PCT/PCT Publication No.: 2007/131966
 (30) Priorité/Priority: 2006/05/15 (GB0609492.4)

(51) Cl.Int./Int.Cl. *C07K 5/12* (2006.01),
A61K 38/12 (2006.01), *A61P 31/00* (2006.01)
 (71) Demandeur/Applicant:
ISTITUTO DI RICERCHE DI BIOLOGIA MOLECOLARE
P. ANGELETTI SPA, IT
 (72) Inventeurs/Inventors:
DI FRANCESCO, MARIA EMILIA, IT;
NIZI, EMANUELA, IT;
PACE, PAOLA, IT;
SUMMA, VINCENZO, IT
 (74) Agent: OGILVY RENAULT LLP/S.E.N.C.R.L.,S.R.L.

(54) Titre : COMPOSES MACROCYCLIQUES EN TANT QU'AGENTS ANTIVIRAUX
 (54) Title: MACROCYCLIC COMPOUNDS AS ANTIVIRAL AGENTS



(57) **Abrégé/Abstract:**

The present invention relates to macrocyclic compounds of formula (I): wherein W, n, R¹, R^a, R^b, R³, R⁴, M, Z, ring A and ring B are defined herein, and pharmaceutically acceptable salts thereof, pharmaceutical compositions comprising them, and their use for the treatment or prevention of infection by hepatitis C virus.

(12) INTERNATIONAL APPLICATION PUBLISHED UNDER THE PATENT COOPERATION TREATY (PCT)

(19) World Intellectual Property Organization
International Bureau(43) International Publication Date
22 November 2007 (22.11.2007)

PCT

(10) International Publication Number
WO 2007/131966 A1

(51) International Patent Classification:

C07K 5/12 (2006.01) A61P 31/00 (2006.01)
A61K 38/12 (2006.01)(74) Agent: MAN, Jocelyn; European Patent Department,
Hoddesdon, Hertfordshire EN11 9BU (GB).

(21) International Application Number:

PCT/EP2007/054594

(81) Designated States (unless otherwise indicated, for every
kind of national protection available): AE, AG, AL, AM,
AT, AU, AZ, BA, BB, BG, BH, BR, BW, BY, BZ, CA, CH,
CN, CO, CR, CU, CZ, DE, DK, DM, DZ, EC, EE, EG, ES,
FI, GB, GD, GE, GH, GM, GT, HN, HR, HU, ID, IL, IN,
IS, JP, KE, KG, KM, KN, KP, KR, KZ, LA, LC, LK, LR,
LS, LT, LU, LY, MA, MD, MG, MK, MN, MW, MX, MY,
MZ, NA, NG, NI, NO, NZ, OM, PG, PH, PL, PT, RO, RS,
RU, SC, SD, SE, SG, SK, SL, SM, SV, SY, TJ, TM, TN,
TR, TT, TZ, UA, UG, US, UZ, VC, VN, ZA, ZM, ZW.

(22) International Filing Date: 11 May 2007 (11.05.2007)

(25) Filing Language: English

(26) Publication Language: English

(30) Priority Data:

0609492.4 15 May 2006 (15.05.2006) GB

(84) Designated States (unless otherwise indicated, for every
kind of regional protection available): ARIPO (BW, GH,
GM, KE, LS, MW, MZ, NA, SD, SL, SZ, TZ, UG, ZM,
ZW), Eurasian (AM, AZ, BY, KG, KZ, MD, RU, TJ, TM),
European (AT, BE, BG, CH, CY, CZ, DE, DK, EE, ES, FI,
FR, GB, GR, HU, IE, IS, IT, LT, LU, LV, MC, MT, NL, PL,
PT, RO, SE, SI, SK, TR), OAPI (BF, BJ, CF, CG, CI, CM,
GA, GN, GQ, GW, ML, MR, NE, SN, TD, TG).(71) Applicant (for all designated States except US): ISTI-
TUTO DI RICERCHE DI BIOLOGIA MOLECO-
LARE P. ANGELETTI SPA [IT/IT]; Via Pontina KM
30.600, I-00040 Pomezia (IT).

(72) Inventors; and

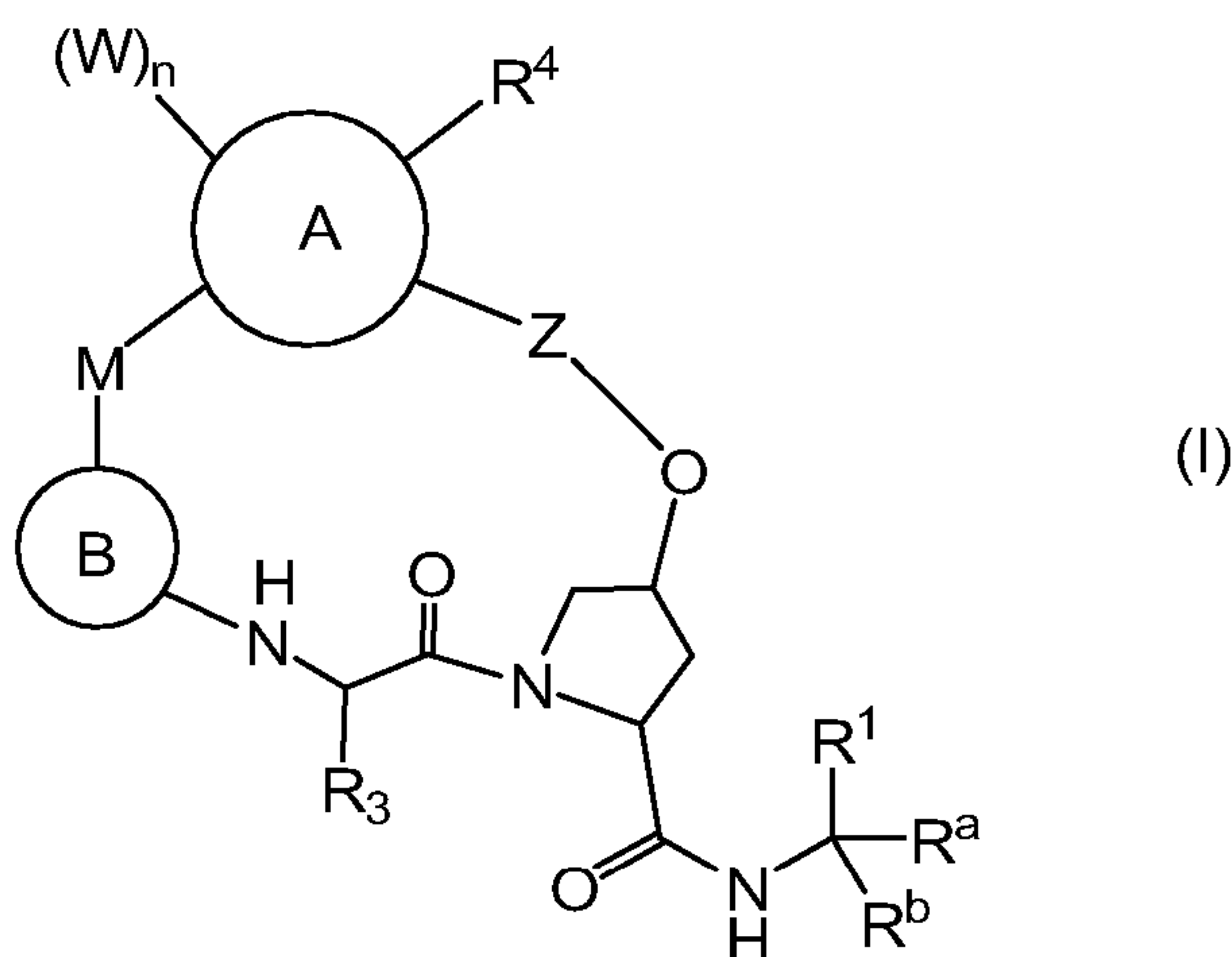
(75) Inventors/Applicants (for US only): DI FRANCESCO,
Maria, Emilia [IT/IT]; IRBM, Via Pontina KM 30.600,
I-00040 Pomezia (IT). NIZI, Emanuela [IT/IT]; IRBM,
Via Pontina KM 30.600, I-00040 Pomezia (IT). PACE,
Paola [IT/IT]; IRBM, Via Pontina KM 30.600, I-00040
Pomezia (IT). SUMMA, Vincenzo [IT/IT]; IRBM, Via
Pontina KM 30.600, I-00040 Pomezia (IT).

Published:

— with international search report

For two-letter codes and other abbreviations, refer to the "Guid-
ance Notes on Codes and Abbreviations" appearing at the begin-
ning of each regular issue of the PCT Gazette.

(54) Title: MACROCYCLIC COMPOUNDS AS ANTIVIRAL AGENTS

(57) Abstract: The present invention relates to macrocyclic
compounds of formula (I): wherein W, n, R¹, R^a, R^b, R³, R⁴, M,
Z, ring A and ring B are defined herein, and pharmaceutically
acceptable salts thereof, pharmaceutical compositions
comprising them, and their use for the treatment or prevention
of infection by hepatitis C virus.

WO 2007/131966 A1

Macrocyclic compounds as antiviral agents

The present invention relates to macrocyclic compounds that are useful as inhibitors of the hepatitis C virus (HCV) NS3 protease, their synthesis, and their use for treating or preventing HCV infection.

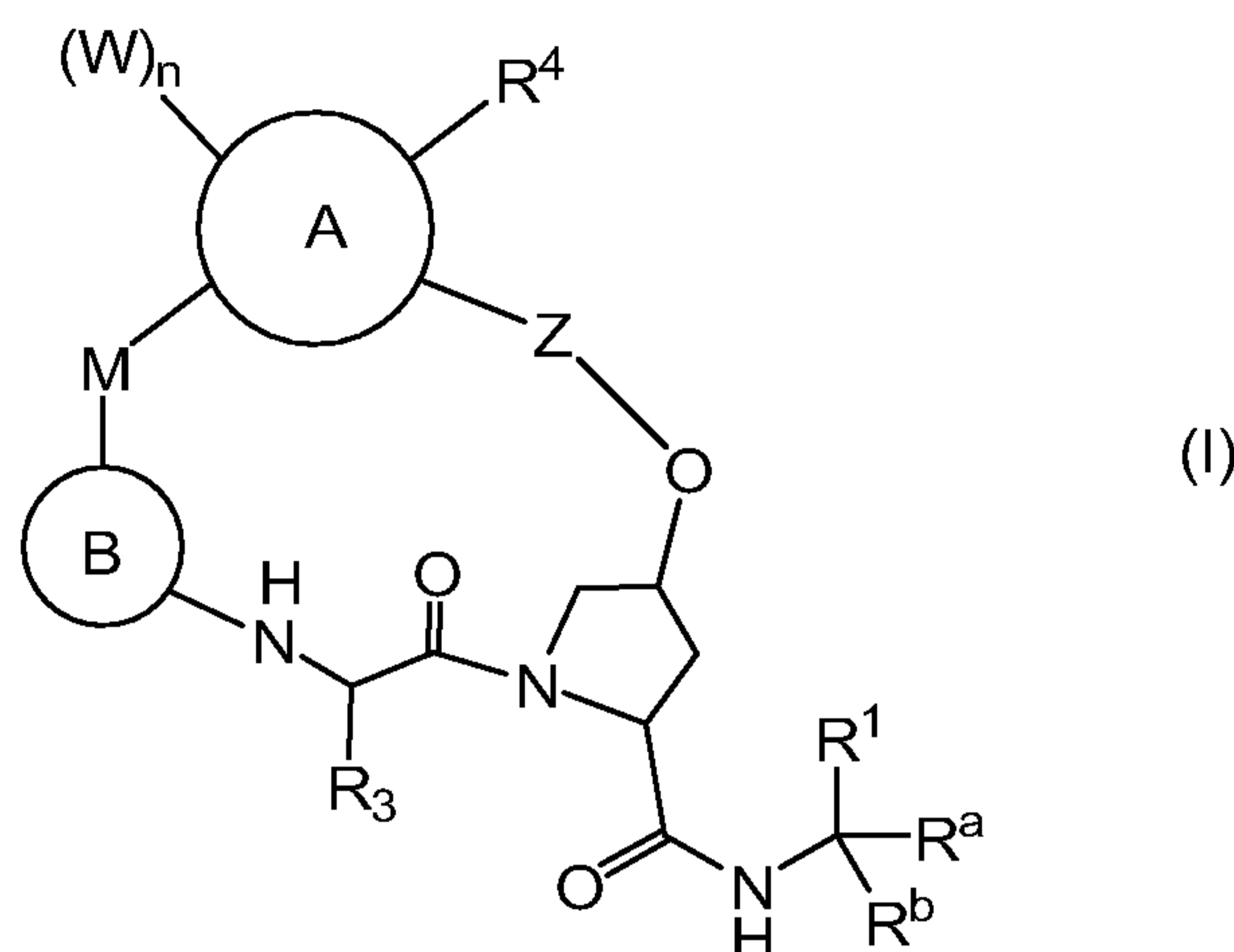
Hepatitis C virus (HCV) infection is a major health problem that leads to chronic liver disease, such as cirrhosis and hepatocellular carcinoma, in a substantial number of infected individuals, estimated to be 2-15% of the world's population. According to the World Health Organization, there are more than 170 million infected individuals worldwide, with at least 3 to 4 million people being infected each year. Once infected, about 20% of people clear the virus, but the rest harbor HCV the rest of their lives. Ten to twenty percent of chronically infected individuals eventually develop liver-destroying cirrhosis or cancer. The viral disease is transmitted parenterally by contaminated blood and blood products, contaminated needles, or sexually and vertically from infected mothers or carrier mothers to their offspring.

Current treatments for HCV infection, which are restricted to immunotherapy with recombinant interferon- α alone or in combination with the nucleoside analog ribavirin, are of limited clinical benefit. Moreover, there is no established vaccine for HCV. Consequently, there is an urgent need for improved therapeutic agents that effectively combat chronic HCV infection.

Several virally-encoded enzymes are putative targets for therapeutic intervention, including a metalloprotease (NS2-3), a serine protease (NS3), a helicase (NS3), and an RNA-dependent RNA polymerase (NS5B). The NS3 protease is located in the N-terminal domain of the NS3 protein, and is considered a prime drug target since it is responsible for an intramolecular cleavage at the NS3/4A site and for downstream intermolecular processing at the NS4A/4B, NS4B/5A and NS5A/5B junctions. Previous research has identified classes of peptides, such as hexapeptides as well as tripeptides discussed in U.S. patent applications US2005/0020503, US2004/0229818, and US2004/00229776, showing degrees of activity in inhibiting the NS3 protease. The aim of the present invention is to provide further compounds which exhibit activity against the HCV NS3 protease.

Thus, in one aspect, there is provided the compound of formula (I):

- 2 -



or a pharmaceutically acceptable salt thereof,

wherein:

n is 0, 1 or 2;

5 R^1 is CO_2R^5 , $\text{CONR}^5\text{SO}_2R^5$, $\text{CONR}^5\text{SO}_2\text{N}(R^5)_2$ or tetrazolyl;

R^a is C_{2-6} alkylene- R^2 ;

R^b is hydrogen;

or R^a and R^b , together with the carbon atom to which they are attached, form a C_{3-6} cycloalkyl group, optionally substituted by R^2 ;

10 R^2 is C_{1-6} alkyl, C_{2-6} alkenyl or C_{3-8} cycloalkyl, wherein said alkyl, alkenyl or cycloalkyl is optionally substituted with 1 to 3 halo;

R^3 is C_{1-6} alkyl, $(\text{CH}_2)_{0-3}\text{C}_{3-8}$ cycloalkyl, $(\text{CH}_2)_{0-3}$ aryl or $(\text{CH}_2)_{0-3}$ Het, optionally substituted by halo, OR^5 , SR^5 , $\text{N}(R^5)_2$, C_{1-6} alkyl, NO_2 , CN , CF_3 , $\text{NR}^5\text{SO}_2R^5$, $\text{SO}_2\text{N}(R^5)_2$, NHCO_2R^5 , NHCOR^5 , NHCONHR^5 , CO_2R^5 , $\text{C}(\text{O})R^5$ or $\text{CON}(R^5)_2$;

15 R^4 is hydrogen, halo, hydroxy, C_{1-6} alkyl, C_{1-6} alkoxy, CN , NO_2 , C_{3-8} cycloalkyl, $\text{N}(R^5)_2$, aryl or heteroaryl, optionally substituted by 1 to 8 halo or C_{1-4} alkyl;

each R^5 is independently hydrogen, C_{1-6} alkyl or C_{3-8} cycloalkyl;

each W is independently halo, OR^5 , C_{1-6} alkyl, CN , NO_2 , CF_3 , CO_2R^5 , $\text{CON}(R^5)_2$, COR^5 , $\text{NR}^5\text{C}(\text{O})R^5$, aryl or heteroaryl;

20 Z is a bond or $\text{C}=\text{O}$;

M is C_{2-12} alkylene or C_{2-12} alkenylene, optionally substituted by C_{1-6} alkyl, $(\text{CH}_2)_{0-3}\text{C}_{3-8}$ cycloalkyl or $(\text{CH}_2)_{0-3}$ aryl, and optionally containing one O or S atom;

ring A is a 8- to 10-membered fused heterobicyclic ring system containing 1 to 4 heteroatoms selected from N, O and S; and

25 ring B is a C-linked 5- or 6-membered heteroaromatic ring containing 1 to 4 heteroatoms selected from N, O and S.

In one embodiment of the present invention, n is 0 or 1. Preferably, n is 0.

In another embodiment, R^1 is $\text{CONR}^5\text{SO}_2\text{R}^5$ or $\text{CONR}^5\text{SO}_2\text{N}(\text{R}^5)_2$ where R^5 is as hereinbefore defined. Preferably, R^1 is $\text{CONR}^5\text{SO}_2\text{R}^5$ where R^5 is as hereinbefore defined. More preferably, R^1 is $\text{CONHSO}_2\text{R}^5$ where R^5 is as hereinbefore defined. Especially, R^1 is $\text{CONHSO}_2\text{-C}_{3-8}$ cycloalkyl. More especially, R^1 is $\text{CONHSO}_2\text{-C}_{3-6}$ cycloalkyl. Most especially, R^1 is $\text{CONHSO}_2\text{-cyclopropyl}$.

In another embodiment, R^a is C_{2-5} alkylene- R^2 where R^2 is as hereinbefore defined. Preferably, R^a is C_{2-4} alkylene- R^2 where R^2 is C_{1-6} alkyl, optionally substituted with 1 to 3 halo. More preferably, R^a is C_{2-3} alkylene- R^2 where R^2 is C_{1-4} alkyl, optionally substituted with 1 to 3 fluoro or chloro. Most preferably, R^a is ethylene- R^2 where R^2 is C_{1-2} alkyl, optionally substituted by 1 to 3 fluoro. Especially, R^a is ethylene- R^2 where R^2 is difluoromethyl or trifluoromethyl.

In another embodiment, R^a and R^b , together with the carbon atom to which they are attached, form a C_{3-5} cycloalkyl group, optionally substituted by R^2 , where R^2 is C_{1-6} alkyl or C_{2-6} alkenyl. Preferably, R^a and R^b , together with the carbon atom to which they are attached form a C_{3-4} cycloalkyl group, substituted by C_{1-4} alkyl or C_{2-4} alkenyl. More preferably, R^a and R^b , together with the carbon atom to which they are attached, form a cyclopropyl group, substituted by $-\text{CH}=\text{CH}_2$.

In another embodiment, R^3 is C_{1-6} alkyl, or $(\text{CH}_2)_{0-3}\text{C}_{3-8}$ cycloalkyl, optionally substituted by halo, OR^5 or C_{1-6} alkyl, where R^5 is as hereinbefore defined. Preferably, R^3 is C_{1-6} alkyl or $(\text{CH}_2)_{0-3}\text{C}_{3-8}$ cycloalkyl. More preferably, R^3 is C_{1-4} alkyl or C_{3-6} cycloalkyl. Most preferably, R^3 is C_{3-4} alkyl or C_{5-6} cycloalkyl. Especially, R^3 is i propyl, s butyl, t butyl, cyclopentyl or cyclohexyl.

In another embodiment, R^4 is hydrogen, halo, hydroxy, C_{1-6} alkyl, C_{1-6} alkoxy, C_{3-8} cycloalkyl or aryl. Preferably, R^4 is hydrogen, iodo, C_{1-4} alkyl, C_{1-4} alkoxy or phenyl. Most preferably, R^4 is hydrogen, iodo, ethyl, methoxy or phenyl.

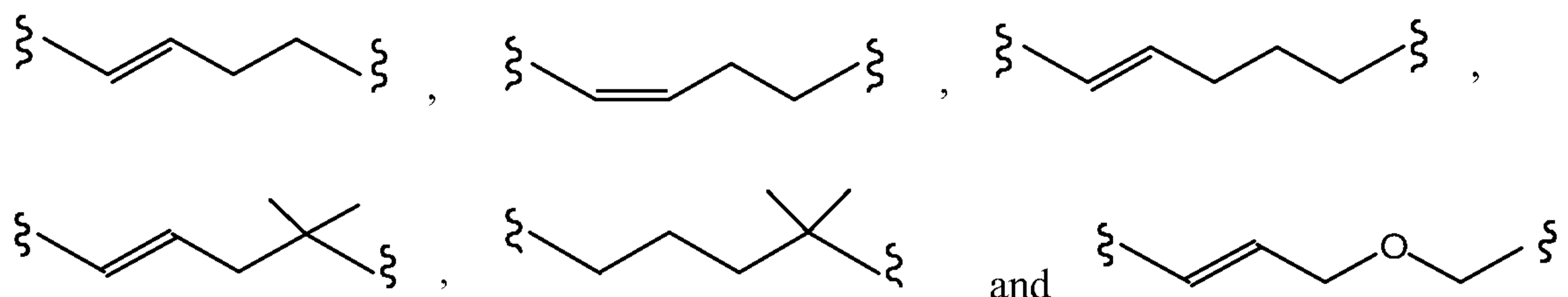
In another embodiment, each W is independently halo, OR^5 , C_{1-6} alkyl, CN, NO_2 , CF_3 , CO_2R^5 or $\text{CON}(\text{R}^5)_2$, where R^5 is as hereinbefore defined. Preferably, each W is independently halo, OC_{1-6} alkyl, CN, NO_2 or CF_3 . More preferably, each W is independently OC_{1-4} alkyl. Most preferably, W is methoxy.

In another embodiment, Z is a bond when A is pyridinyl.

In another embodiment, Z is $\text{C}=\text{O}$ when A is pyrrolidinyl. Preferably, Z is attached to the nitrogen atom of the pyrrolidinyl moiety.

In another embodiment, M is C_{2-8} alkylene or C_{2-8} alkenylene, optionally substituted by C_{1-4} alkyl or C_{3-6} cycloalkyl, and optionally containing one O atom. Preferably, M is C_{3-6} alkylene or C_{3-6} alkenylene, optionally substituted by C_{1-4} alkyl, and optionally containing one O atom. More preferably, M is C_{4-5} alkylene or C_{4-5} alkenylene, optionally substituted by C_{1-2} alkyl, and optionally containing one O atom. Examples of suitable M groups include butylene, pentylene,

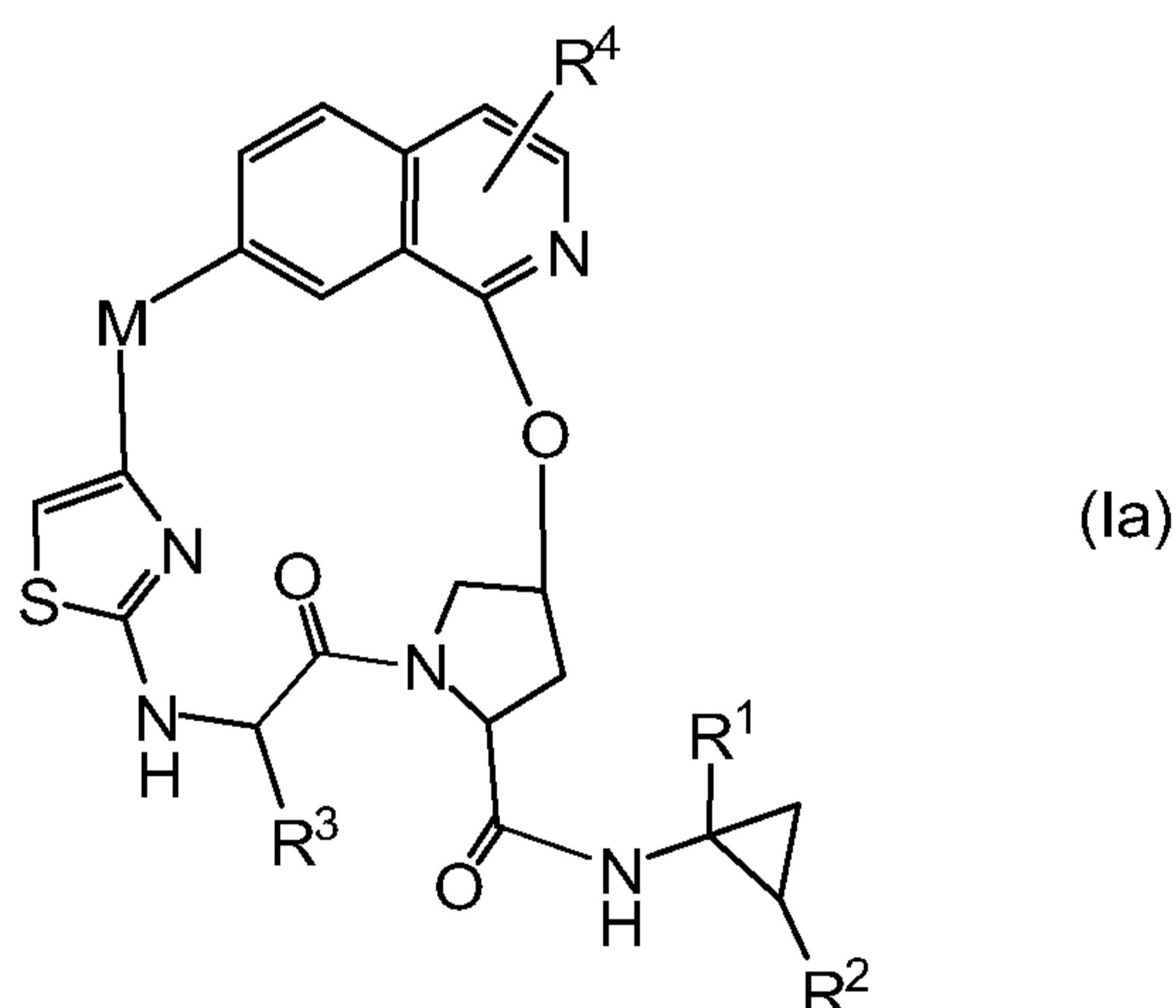
- 4 -



5 In another embodiment, A is a 9- or 10- membered fused heterobicyclic ring system containing 1 to 3 heteroatoms selected from N and O. Preferably, A is a 9- or 10- membered fused heterobicyclic ring system containing 1 or 2 N atoms. More preferably, A is quinolinyl, isoquinolinyl, isoindolyl or imidazo[1,2-*a*]-pyridinyl.

10 In another embodiment, B is a C-linked 5-membered heteroaromatic ring containing 2 or 3 heteroatoms selected from N, O and S. Preferably, B is oxazolyl, isoxazolyl, thiazolyl, isothiazolyl, furazyl or oxadiazolyl. More preferably, B is thiazolyl or 1,3,4-oxadiazolyl.

In another embodiment of the present invention, there is provided the compound of formula (Ia):



15 or a pharmaceutically acceptable salt thereof, wherein R^1 , R^2 , R^3 , R^4 and M are as defined in relation to formula (I).

Preferably, R^1 is $C(O)NR^5SO_2R^5$ where R^5 is as defined in relation to formula (I). More preferably, R^1 is $C(O)NHSO_2R^5$ where R^5 is as defined in relation to formula (I). Most preferably, R^1 is $C(O)NHSO_2-C_{3-6}$ cycloalkyl. Especially, R^1 is $C(O)NHSO_2$ -cyclopropyl.

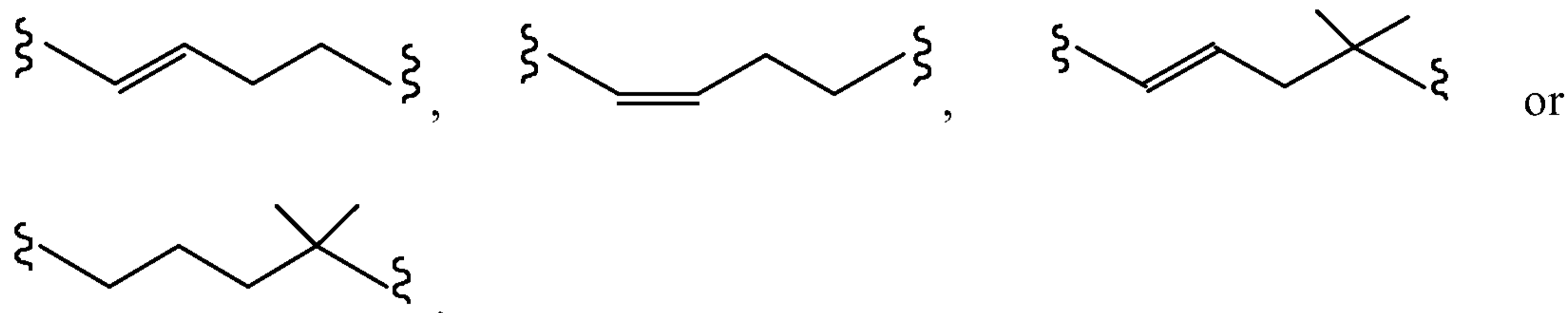
20 Preferably, R^2 is C_{2-6} alkenyl. More preferably, R^2 is $-CH=CH_2$.

Preferably, R^3 is C_{1-6} alkyl or $(CH_2)_{0-3}C_{3-8}$ cycloalkyl. More preferably, R^3 is C_{1-4} alkyl or C_{3-6} cycloalkyl. Most preferably, R^3 is C_{2-4} alkyl or C_{5-6} cycloalkyl. Especially, R^3 is i propyl, s butyl, t butyl, cyclopentyl or cyclohexyl.

25 Preferably, R^4 is hydrogen, halo, hydroxy, C_{1-6} alkyl, C_{1-6} alkoxy, C_{3-8} cycloalkyl or aryl. More preferably, R^4 is hydrogen, C_{1-6} alkyl or C_{3-8} cycloalkyl. Most preferably, R^4 is hydrogen.

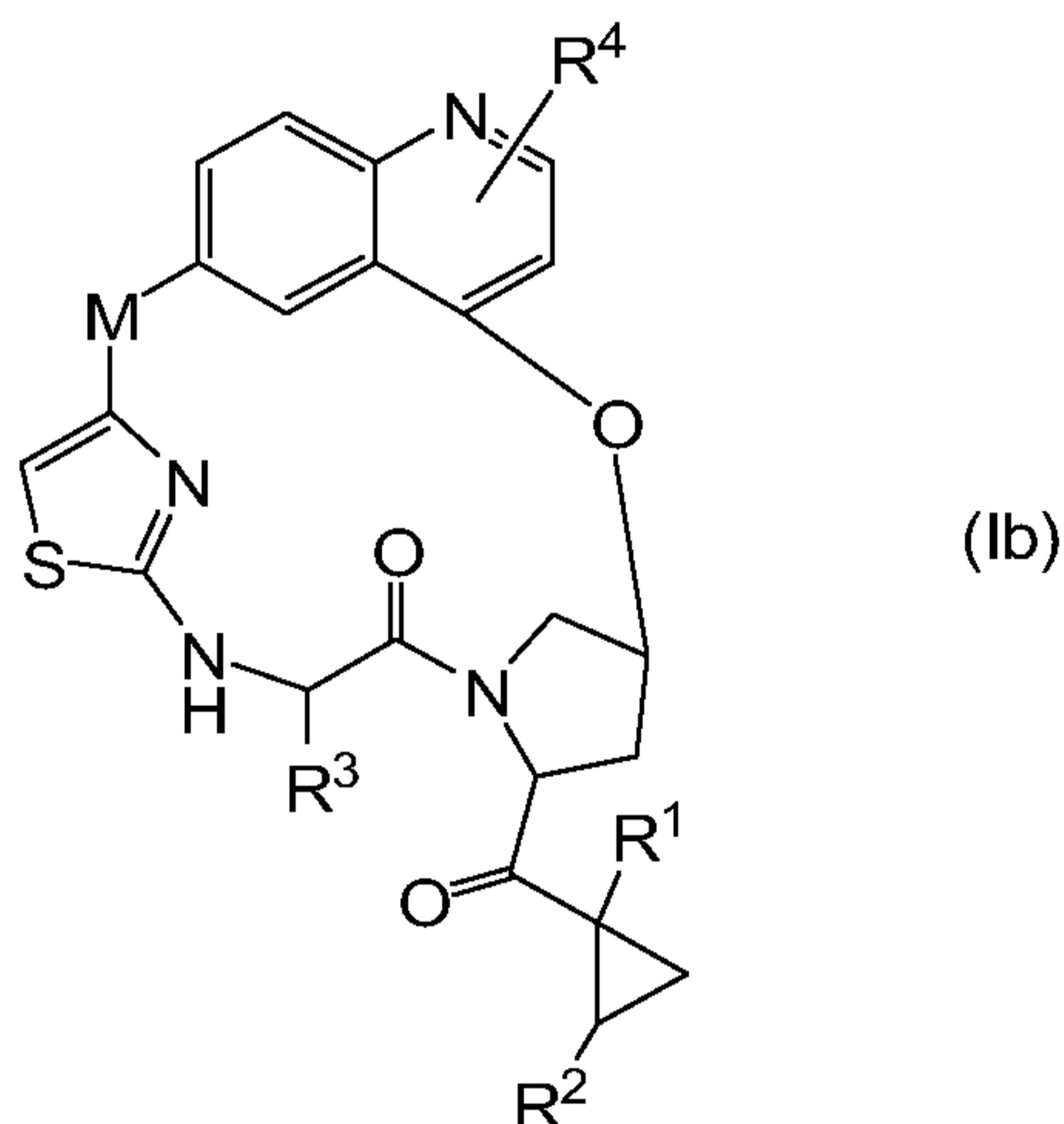
Preferably, M is C₂₋₈alkylene or C₂₋₈alkenylene, optionally substituted by C₁₋₆alkyl. More preferably, M is C₃₋₆alkylene or C₃₋₆alkenylene, optionally substituted by C₁₋₄alkyl. Most preferably, M is C₄₋₅alkylene or C₄₋₅alkenylene, optionally substituted by C₁₋₂alkyl. Especially, M is butylene, pentylene,

5



10

In another embodiment of the present invention, there is provided the compound of formula (Ib):



(Ib)

or a pharmaceutically acceptable salt thereof,

wherein R¹, R², R³, R⁴ and M are as defined in relation to formula (I).

15

Preferably, R¹ is C(O)NR⁵SO₂R⁵ where R⁵ is as defined in relation to formula (I). More preferably, R¹ is C(O)NHSO₂R⁵ where R⁵ is as defined in relation to formula (I). Most preferably, R¹ is C(O)NHSO₂-C₃₋₆cycloalkyl. Especially, R¹ is C(O)NHSO₂-cyclopropyl.

Preferably, R² is C₂₋₆alkenyl. More preferably, R² is -CH=CH₂.

Preferably, R³ is C₁₋₆alkyl. More preferably, R³ is C₃₋₄alkyl. Most preferably, R³ is ⁱpropyl.

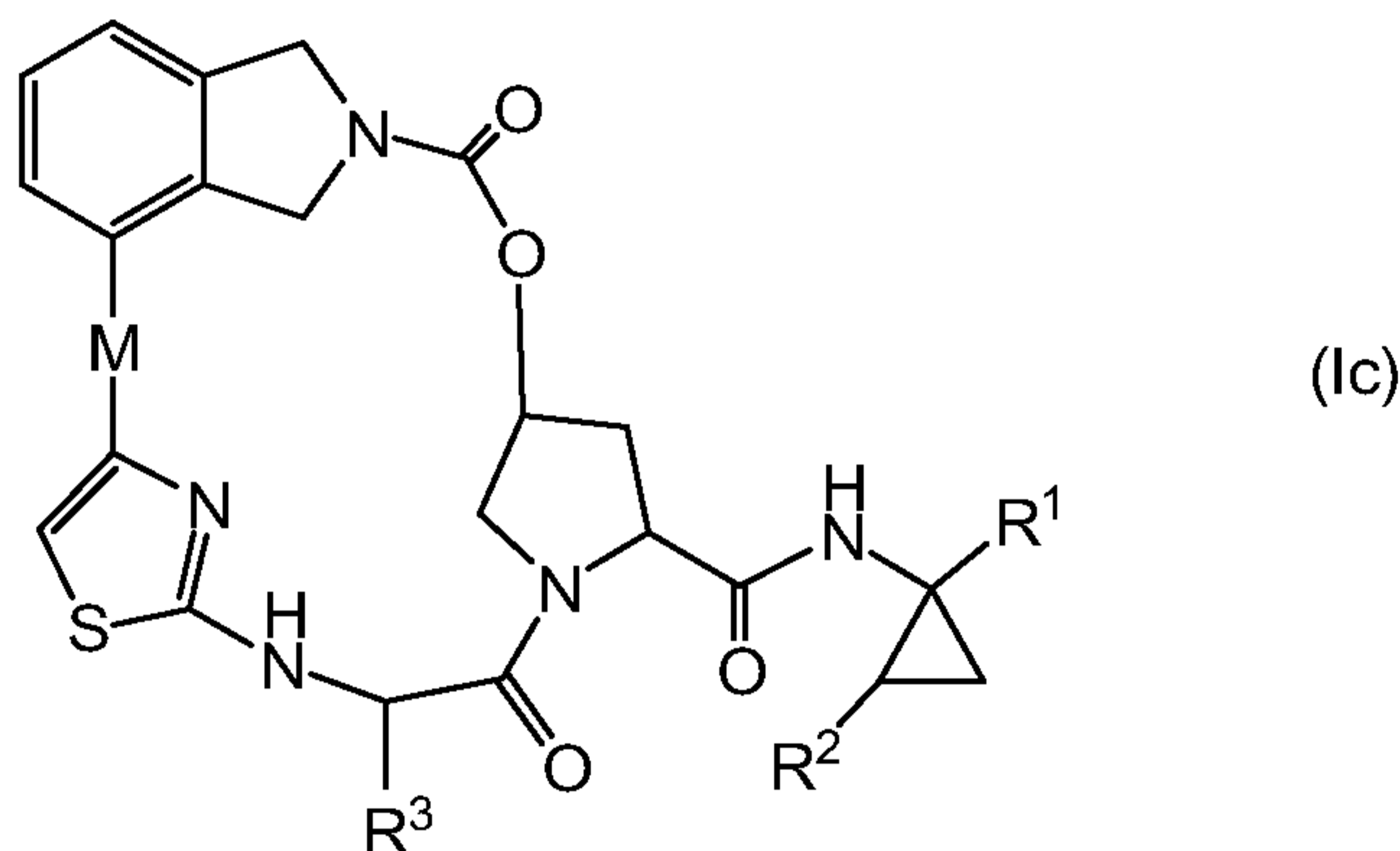
20

Preferably, R⁴ is hydrogen, halo, hydroxy, C₁₋₆alkyl, C₁₋₆alkoxy, C₃₋₈cycloalkyl or aryl. More preferably, R⁴ is hydrogen, C₁₋₆alkyl or aryl. Most preferably, R⁴ is hydrogen or phenyl. Especially, R⁴ is phenyl.

When R⁴ is other than hydrogen, preferably it is attached to the 2-position of the pyridyl moiety.

Preferably, M is C₂₋₁₂alkylene or C₂₋₁₂alkenylene. More preferably, M is C₂₋₈alkylene or C₂₋₈alkenylene. Most preferably, M is C₂₋₈alkylene. Especially, M is C₃₋₆alkylene. More especially, M is butylene.

In another embodiment of the present invention, there is provided the compound of
5 formula (Ic):



or a pharmaceutically acceptable salt thereof,

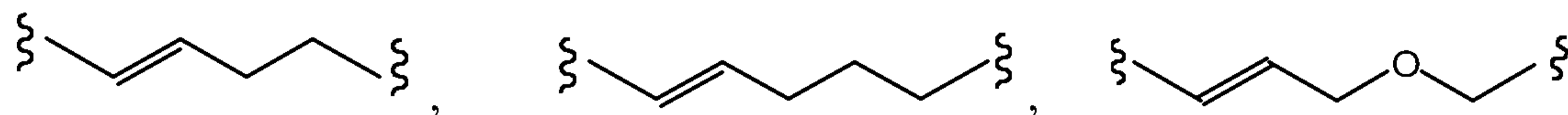
wherein R¹, R², R³ and M are as defined in relation to formula (I).

Preferably, R¹ is C(O)NR⁵SO₂R⁵ where R⁵ is as defined in relation to formula (I). More
10 preferably, R¹ is C(O)NHSO₂R⁵ where R⁵ is as defined in relation to formula (I). Most preferably, R¹ is C(O)NHSO₂-C₃₋₆cycloalkyl. Especially, R¹ is C(O)NHSO₂-cyclopropyl.

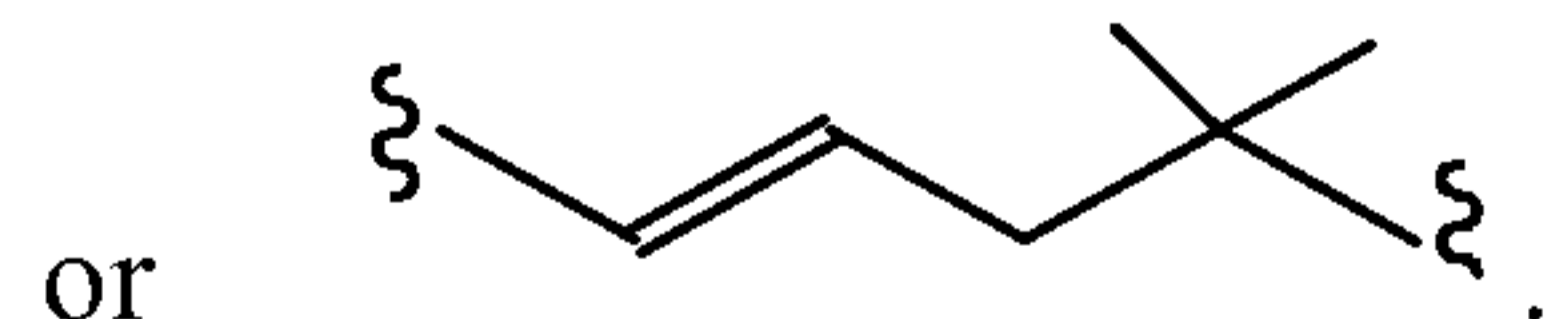
Preferably, R² is C₁₋₄alkyl or C₂₋₄alkenyl. More preferably, R² is C₁₋₂alkyl or -CH=CH₂.
Most preferably, R² is ethyl or -CH=CH₂.

Preferably, R³ is C₁₋₆alkyl or (CH₂)₀₋₃C₃₋₈cycloalkyl. More preferably, R³ is C₁₋₄alkyl or
15 C₃₋₆cycloalkyl. Most preferably, R³ is C₃₋₄alkyl or C₅₋₆cycloalkyl. Especially, R³ is ⁱpropyl, ^sbutyl, ^tbutyl, cyclopentyl or cyclohexyl.

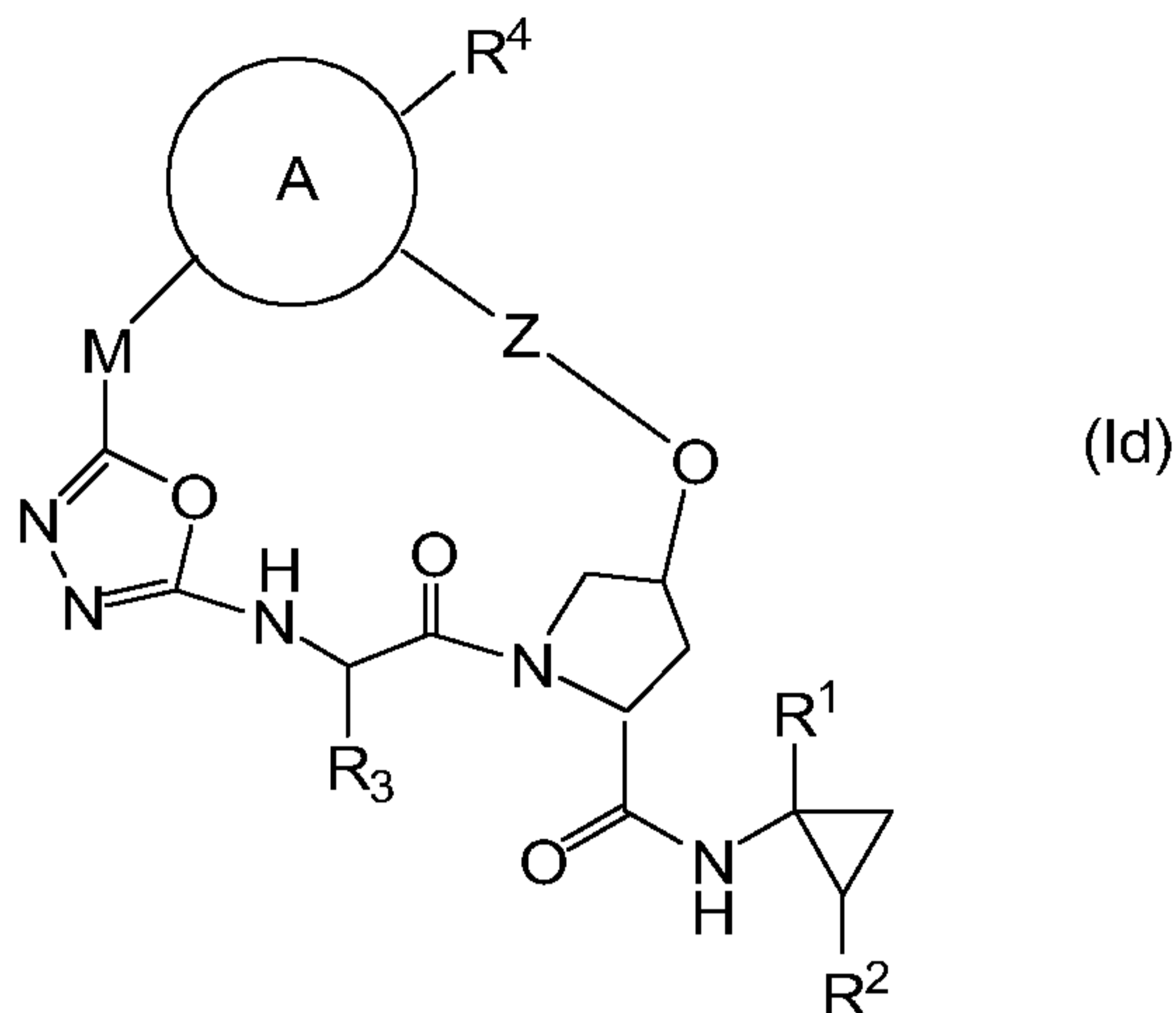
Preferably, M is C₂₋₁₂alkylene or C₂₋₁₂alkenylene, optionally substituted by C₁₋₆alkyl, and
optionally containing an O atom. More preferably, M is C₂₋₈alkylene or C₂₋₈alkenylene, optionally
substituted by C₁₋₄alkyl, and optionally containing an O atom. Most preferably, M is C₃₋₆alkylene
20 or C₃₋₆alkenylene, optionally substituted by C₁₋₂alkyl, and optionally containing an O atom.
Especially, M is C₄₋₅alkylene or C₄₋₅alkenylene, optionally substituted by methyl, and optionally
containing an O atom. More especially, M is pentylene,



25



In another embodiment of the present invention, there is provided the compound of formula (Id):



or a pharmaceutically acceptable salt thereof,

5 wherein R^1 , R^2 , R^3 , R^4 , Z, M and A are as defined in relation to formula (I).

Preferably, R^1 is $C(O)NR^5SO_2R^5$ where R^5 is as defined in relation to formula (I). More preferably, R^1 is $C(O)NHSO_2R^5$ where R^5 is as defined in relation to formula (I). Most preferably, R^1 is $C(O)NHSO_2-C_{3-6}$ cycloalkyl. Especially R^1 is $C(O)NHSO_2$ -cyclopropyl.

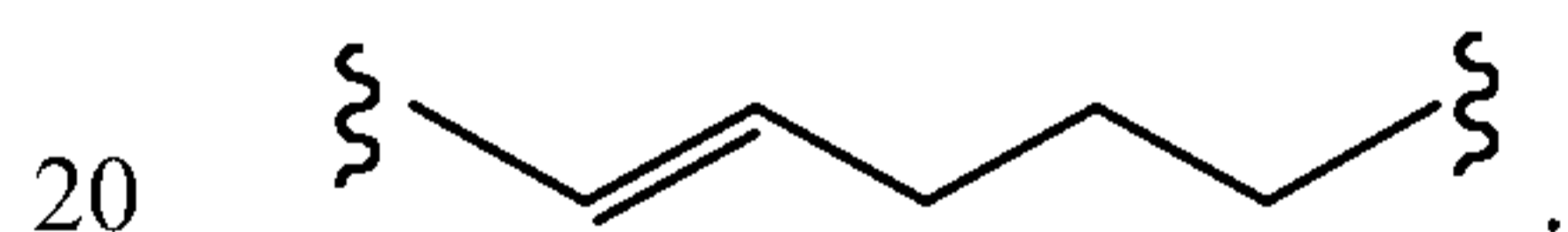
Preferably, R^2 is C_{2-6} alkenyl. More preferably, R^2 is $-CH=CH_2$.

10 Preferably, R^3 is C_{1-6} alkyl or $(CH_2)_{0-3}C_{3-8}$ cycloalkyl. More preferably, R^3 is C_{1-4} alkyl or C_{3-6} cycloalkyl. Most preferably, R^3 is C_{3-4} alkyl or C_{5-6} cycloalkyl. Especially, R^3 is i propyl, cyclopentyl or cyclohexyl.

Preferably, R^4 is hydrogen, halo, hydroxy, C_{1-6} alkyl, C_{1-6} alkoxy, C_{3-8} cycloalkyl or aryl. More preferably, R^4 is hydrogen, C_{1-6} alkyl or halo. Most preferably, R^4 is hydrogen, ethyl or
15 iodo.

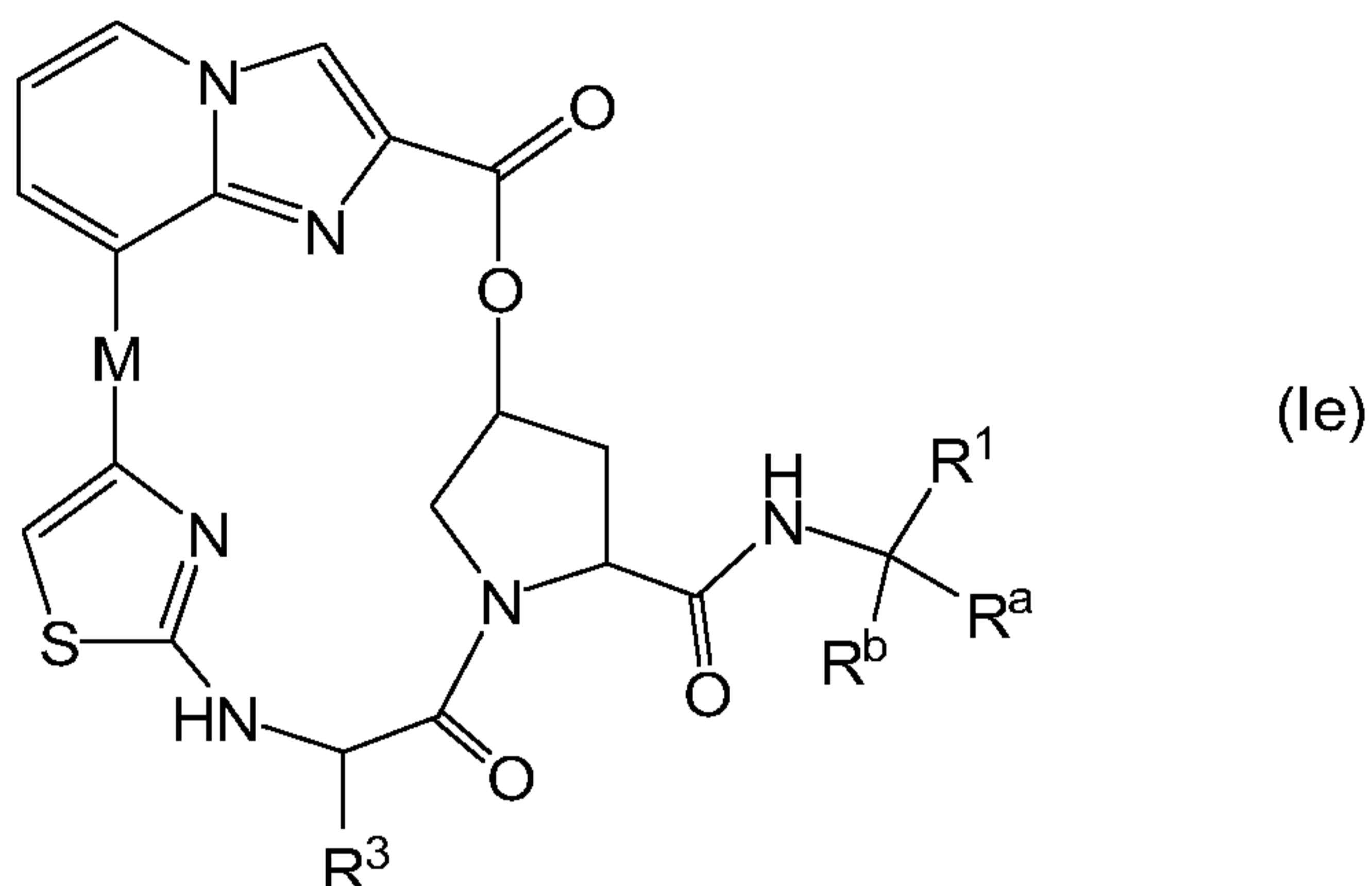
When R^4 is other than hydrogen, preferably A is pyridinyl.

Preferably, M is C_{2-12} alkylene or C_{2-12} alkenylene. More preferably, M is C_{2-8} alkylene or C_{2-8} alkenylene. Most preferably, M is C_{3-6} alkylene or C_{3-6} alkenylene. Especially, M is C_{4-5} alkylene or C_{4-5} alkenylene. More especially, M is butylene, pentylene or



Preferably, A is a 9- or 10- membered fused heterobicyclic ring system containing 1 or 2 heteroatoms selected from N and O. More preferably, A is a 9- or 10- membered fused heterobicyclic ring system containing one N atom. Most preferably, A is quinolyl, isoquinolyl or isoindolyl.

25 In another embodiment of the present invention, there is provided the compound formula (Ie):



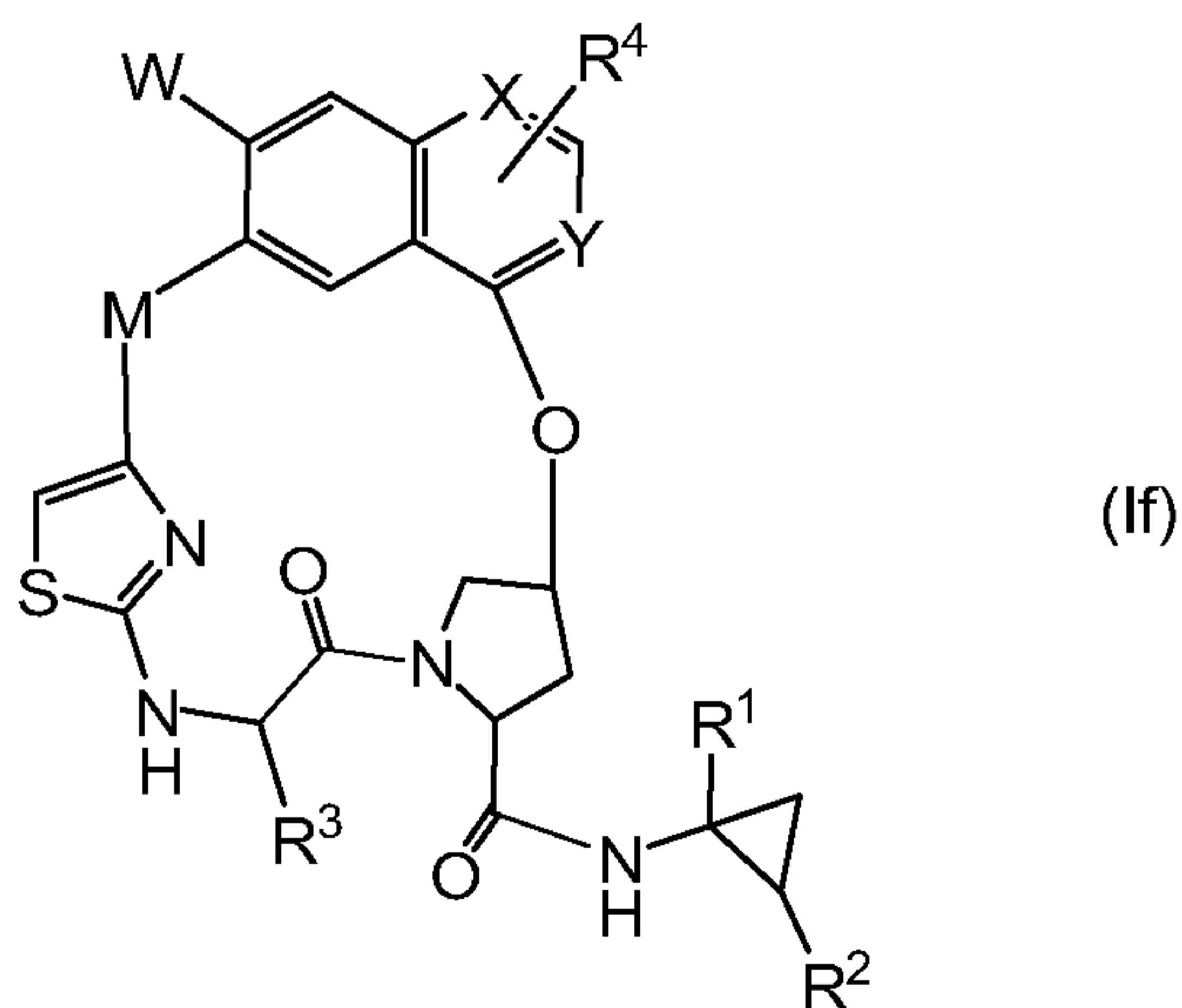
or a pharmaceutically acceptable salt thereof, wherein R^1 , R^a , R^b , R^3 and M are as defined in relation to formula (I).

Preferably, R^1 is $C(O)NR^5SO_2R^5$ where R^5 is as defined in relation to formula (I). More preferably, R^1 is $C(O)NHSO_2R^5$ where R^5 is as defined in relation to formula (I). Most preferably, R^1 is $C(O)NHSO_2-C_{3-6}$ cycloalkyl. Especially, R^1 is $C(O)NHSO_2$ -cyclopropyl.

Preferably, R^a is C_{2-4} alkylene- R^2 and R^b is hydrogen, where R^2 is C_{1-6} alkyl optionally substituted by 1 to 3 halo. More preferably, R^a is ethylene- R^2 and R^b is hydrogen, where R^2 is C_{1-4} alkyl substituted by 1 to 3 fluoro. Examples of suitable R^2 groups include difluoromethyl and trifluoromethyl.

Preferably, R^a and R^b , together with the carbon atom to which they are attached, form a C_{3-4} cycloalkyl group, substituted by R^2 , where R^2 is C_{1-6} alkyl or C_{2-6} alkenyl. More preferably, R^a and R^b , together with the carbon atom to which they are attached, form a cyclopropyl group, substituted by R^2 , where R^2 is C_{1-4} alkyl or C_{2-4} alkenyl. Examples of suitable R^2 groups include methyl, ethyl and ethenyl.

In another embodiment of the present invention, there is provided the compound of formula (If):



or a pharmaceutically acceptable salt thereof, wherein R^1 , R^2 , R^3 , R^4 , M and W are as defined in relation to formula (I);

X is N when Y is CH; and

X is CH when Y is N.

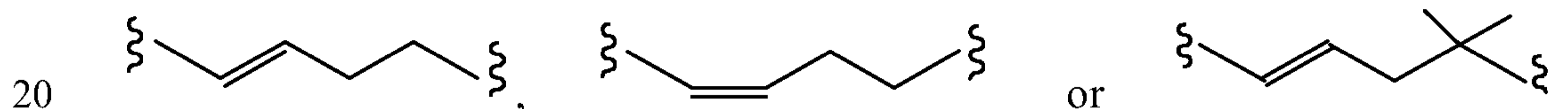
5 Preferably, R^1 is $C(O)NR^5SO_2R^5$ where R^5 is as defined in relation to formula (I). More preferably, R^1 is $C(O)NHSO_2R^5$ where R^5 is as defined in relation to formula (I). Most preferably, R^1 is $C(O)NHSO_2-C_{3-6}$ cycloalkyl. Especially, R^1 is $C(O)NHSO_2$ -cyclopropyl.

Preferably, R^2 is C_{2-6} alkenyl. More preferably, R^2 is $-CH=CH_2$.

10 Preferably, R^3 is C_{1-6} alkyl or $(CH_2)_{0-3}C_{3-8}$ cycloalkyl. More preferably, R^3 is C_{1-4} alkyl or C_{3-6} cycloalkyl. Most preferably, R^3 is C_{2-4} alkyl or C_{5-6} cycloalkyl. Especially, R^3 is s butyl, cyclopentyl or cyclohexyl.

15 Preferably, R^4 is hydrogen, halo, hydroxy, C_{1-6} alkyl, C_{1-6} alkoxy, C_{3-8} cycloalkyl or aryl. More preferably, R^4 is hydrogen, C_{1-6} alkyl, C_{1-6} alkoxy or aryl. Most preferably, R^4 is hydrogen, C_{1-4} alkyl, C_{1-4} alkoxy or phenyl. Especially, R^4 is hydrogen, C_{1-2} alkyl, C_{1-2} alkoxy or phenyl. More especially, R^4 is hydrogen, ethyl, methoxy or phenyl.

Preferably, M is C_{2-8} alkylene or C_{2-8} alkenylene, optionally substituted by C_{1-6} alkyl. More preferably, M is C_{3-6} alkylene or C_{3-6} alkenylene, optionally substituted by C_{1-4} alkyl. Most preferably, M is C_{4-5} alkylene or C_{4-5} alkenylene, optionally substituted by C_{1-2} alkyl. Especially, M is butylene,



Preferably, W is halo, OR^5 , C_{1-6} alkyl, CN, NO_2 , CF_3 , CO_2R^5 or $CON(R^5)_2$, where R^5 is as defined in relation to formula (I). More preferably, W is fluoro, chloro, OC_{1-6} alkyl, CN, NO_2 or CF_3 . Most preferably, W is fluoro, chloro or OC_{1-4} alkyl. Especially, W is methoxy.

25 When any variable occurs more than one time in formula (I) or in any substituent, its definition on each occurrence is independent of its definition at every other occurrence.

30 As used herein, the term "alkyl" as a group or part of a group refers to any linear or branched chain alkyl group having a number of carbon atoms in the specified range. Thus, for example, " C_{1-6} alkyl" refers to all of the hexyl alkyl and pentyl alkyl isomers as well as n-, iso-, sec- and t-butyl, n- and iso-propyl, ethyl and methyl. As another example, " C_{1-4} alkyl" refers to n-, iso-, sec- and t-butyl, n- and iso-propyl, ethyl and methyl.

The term "alkoxy" represents any linear or branched chain alkyl group having a number of carbon atoms in the specified range and attached through an oxygen bridge. Examples of suitable alkoxy groups include methoxy, ethoxy, n-propoxy, i-propoxy, n-butoxy, s-butoxy, i-butoxy and t-butoxy.

The term "alkenyl" as a group or part of a group refers to any linear or branched chain alkyl group containing at least one double bond, which may occur at any point along the chain, and having a number of carbon atoms in the specified range. E- and Z- forms are both included, where applicable. Examples of suitable alkenyl groups include vinyl, allyl, butenyl and pentenyl.

5 The term "cycloalkyl" refers to any cyclic alkyl ring having a number of carbon atoms in the specified range. Examples of suitable cycloalkyl groups include cyclopropyl, cyclobutyl, cyclopentyl and cyclohexyl.

The terms "alkylene" and "alkenylene" as a group or part of a group refer to the groups "alkyl" and "alkenyl" respectively, when they are divalent, i.e. attached at two atoms.

10 The term "halogen" or "halo" means fluorine, chlorine, bromine and iodine (alternatively referred to as fluoro, chloro, bromo and iodo, respectively).

The term "aryl" as a group or part of a group means a carbocyclic aromatic ring. Examples of suitable aryl groups include phenyl and naphthyl.

15 The term "Het" as a group or part of a group means a 5- to 7-membered saturated or unsaturated non-aromatic ring having 1 to 4 heteroatoms selected from N, O and S.

The term "heteroaryl" as a group or part of a group means a 5- to 10-membered heteroaromatic ring system containing 1 to 4 heteroatoms selected from N, O and S. Examples of such groups include pyrrolyl, furanyl, thienyl, pyridyl, pyrazolyl, imidazolyl, oxazolyl, isoxazolyl, thiazolyl, isothiazolyl, pyrazinyl, pyrimidinyl, pyridazinyl, triazolyl, oxadiazolyl, thiadiazolyl, 20 triazinyl, tetrazolyl, indolyl, benzothienyl, benzimidazolyl, benzofuryl, quinolyl and isoquinolyl.

Unless expressly stated to the contrary, all ranges cited herein are inclusive. For example, a heteroaryl ring described as containing from "1 to 3 heteroatoms" means the ring can contain 1, 2, or 3 heteroatoms.

25 Where a compound or group is described as "optionally substituted" one or more substituents may be present. Furthermore, optional substituents may be attached to the compounds or groups which they substitute in a variety of ways, either directly or through a connecting group of which the following are examples: amine, amide, ester, ether, thioether, sulfonamide, sulfamide, sulfoxide, urea, thiourea and urethane. As appropriate an optional substituent may itself be substituted by another substituent, the latter being connected directly to 30 the former or through a connecting group such as those exemplified above.

Specific compounds within the scope of this invention include those named in the Examples and Tables hereinbelow and their pharmaceutically acceptable salts.

For use in medicine, the salts of the compounds of formula (I) will be non-toxic pharmaceutically acceptable salts. Other salts may, however, be useful in the preparation of the 35 compounds according to the invention or of their non-toxic pharmaceutically acceptable salts. Suitable pharmaceutically acceptable salts of the compounds of this invention include acid addition salts which may, for example, be formed by mixing a solution of the compound according

to the invention with a solution of a pharmaceutically acceptable acid such as hydrochloric acid, fumaric acid, p-toluenesulfonic acid, maleic acid, succinic acid, acetic acid, citric acid, tartaric acid, carbonic acid, phosphoric acid or sulfuric acid. Salts of amine groups may also comprise quaternary ammonium salts in which the amino nitrogen atom carries a suitable organic group
5 such as an alkyl, alkenyl, alkynyl or aralkyl moiety. Furthermore, where the compounds of the invention carry an acidic moiety, suitable pharmaceutically acceptable salts thereof may include metal salts such as alkali metal salts, e.g. sodium or potassium salts; and alkaline earth metal salts, e.g. calcium or magnesium salts.

The salts may be formed by conventional means, such as by reacting the free base form of
10 the product with one or more equivalents of the appropriate acid in a solvent or medium in which the salt is insoluble, or in a solvent such as water which is removed *in vacuo* or by freeze drying or by exchanging the anions of an existing salt for another anion on a suitable ion exchange resin.

The present invention includes within its scope prodrugs of the compounds of formula (I) above. In general, such prodrugs will be functional derivatives of the compounds of formula (I)
15 which are readily convertible *in vivo* into the required compound of formula (I). Conventional procedures for the selection and preparation of suitable prodrug derivatives are described, for example, in "Design of Prodrugs", ed. H. Bundgaard, Elsevier, 1985.

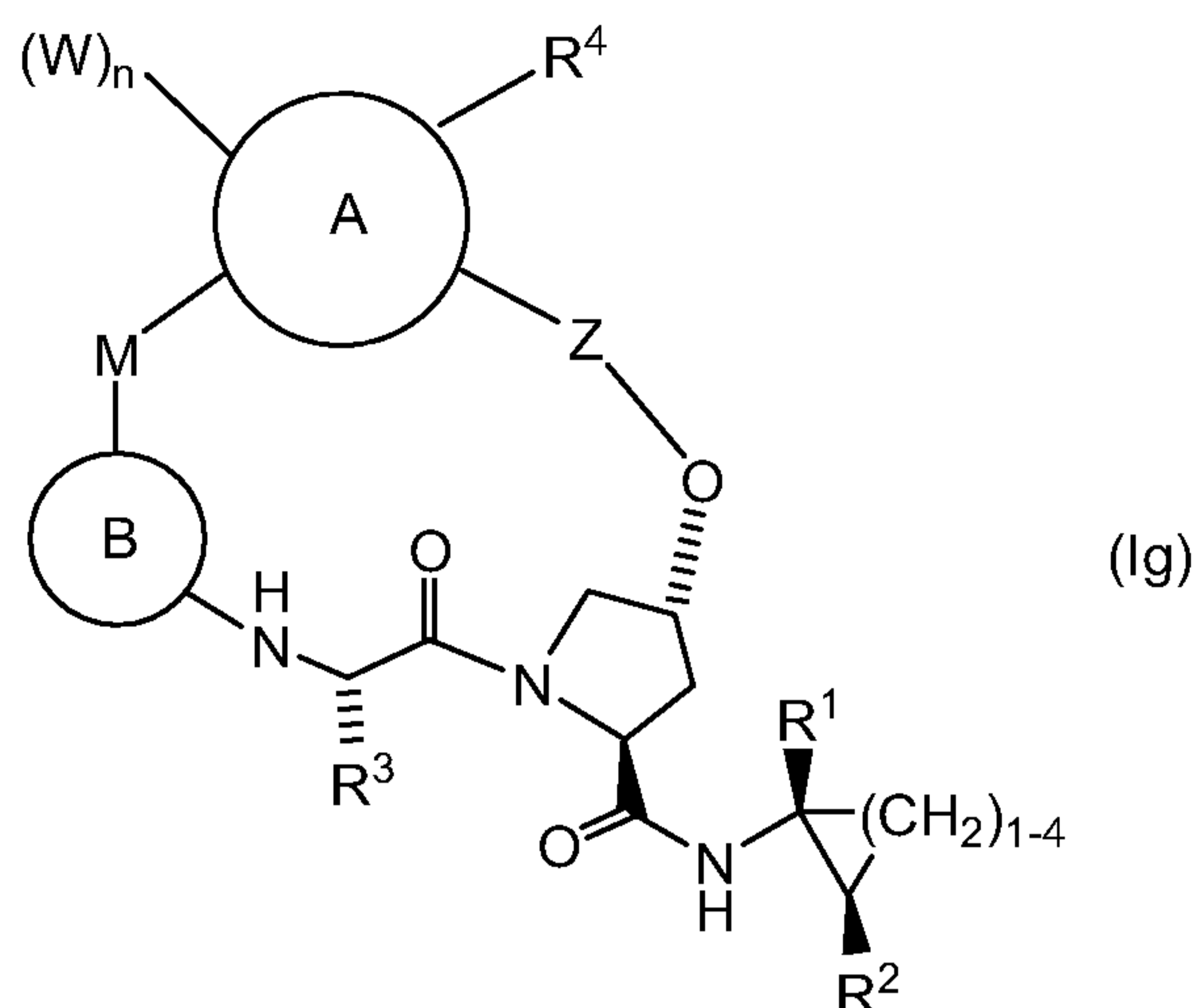
A prodrug may be a pharmacologically inactive derivative of a biologically active substance (the "parent drug" or "parent molecule") that requires transformation within the body in
20 order to release the active drug, and that has improved delivery properties over the parent drug molecule. The transformation *in vivo* may be, for example, as the result of some metabolic process, such as chemical or enzymatic hydrolysis of a carboxylic, phosphoric or sulfate ester, or reduction or oxidation of a susceptible functionality.

The present invention includes within its scope solvates of the compounds of formula (I)
25 and salts thereof, for example, hydrates.

The present invention also includes within its scope any enantiomers, diastereomers, geometric isomers and tautomers of the compounds of formula (I). It is to be understood that all such isomers and mixtures thereof are encompassed within the scope of the invention.

The preferred compounds of the present invention will have the stereochemistry as shown
30 in formula (Ig):

- 12 -



The present invention further provides a compound of formula (I) or a pharmaceutically acceptable salt thereof for use in therapy.

In another aspect, the invention provides the use of a compound of formula (I) as defined above, or a pharmaceutically acceptable salt thereof, for the manufacture of a medicament for treatment or prevention of infection by hepatitis C virus in a human or animal.

A further aspect of the invention provides a pharmaceutical composition comprising a compound of formula (I) as defined above, or a pharmaceutically acceptable salt thereof, in association with a pharmaceutically acceptable carrier. The composition may be in any suitable form, depending on the intended method of administration. It may for example be in the form of a tablet, capsule or liquid for oral administration, or of a solution or suspension for administration parenterally.

The pharmaceutical compositions optionally also include one or more other agents for the treatment of viral infections such as an antiviral agent, or an immunomodulatory agent such as α -, β - or γ -interferon.

In a further aspect, the invention provides a method of inhibiting hepatitis C virus protease and/or of treating or preventing an illness due to hepatitis C virus, the method involving administering to a human or animal (preferably mammalian) subject suffering from the condition a therapeutically or prophylactically effective amount of the pharmaceutical composition described above or of a compound of formula (I) as defined above, or a pharmaceutically acceptable salt thereof. "Effective amount" means an amount sufficient to cause a benefit to the subject or at least to cause a change in the subject's condition.

The term "subject" (alternatively referred to herein as "patient") as used herein refers to an animal, preferably a mammal, most preferably a human, who has been the object of treatment, observation or experiment.

The dosage rate at which the compound is administered will depend on a variety of factors including the activity of the specific compound employed, the metabolic stability and length of

action of that compound, the age of the patient, body weight, general health, sex, diet, mode and time of administration, rate of excretion, drug combination, the severity of the particular condition and the host undergoing therapy. Suitable dosage levels may be of the order of 0.02 to 5 or 10 g per day, with oral dosages two to five times higher. For instance, administration of from 10 to 50 mg of the compound per kg of body weight from one to three times per day may be in order. Appropriate values are selectable by routine testing. The compound may be administered alone or in combination with other treatments, either simultaneously or sequentially. For instance, it may be administered in combination with effective amounts of antiviral agents, immunomodulators, anti-infectives or vaccines known to those of ordinary skill in the art. It may be administered by any suitable route, including orally, intravenously, cutaneously and subcutaneously. It may be administered directly to a suitable site or in a manner in which it targets a particular site, such as a certain type of cell. Suitable targeting methods are already known.

An additional aspect of the invention provides a method of preparation of a pharmaceutical composition, involving admixing at least one compound of formula (I) as defined above, or a pharmaceutically acceptable salt thereof, with one or more pharmaceutically acceptable adjuvants, diluents or carriers and/or with one or more other therapeutically or prophylactically active agents.

As noted above, the present invention also relates to a method of inhibiting HCV NS3 protease, inhibiting HCV replication, or preventing or treating HCV infection with a compound of the present invention in combination with one or more therapeutic agents and a pharmaceutical composition comprising a compound of the present invention and one or more therapeutic agents selected from the group consisting of a HCV antiviral agent, an immunomodulator, and an anti-infective agent. Such therapeutic agents active against HCV include ribavirin, levovirin, viramidine, thymosin alpha-1, interferon- β , interferon- α , pegylated interferon- α (peginterferon- α), a combination of interferon- α and ribavirin, a combination of peginterferon- α and ribavirin, a combination of interferon- α and levovirin, and a combination of peginterferon- α and levovirin. Interferon- α includes recombinant interferon- α 2a (such as Roferon interferon available from Hoffmann-LaRoche, Nutley, NJ), pegylated interferon- α 2a (PegasysTM), interferon- α 2b (such as Intron-A interferon available from Schering Corp., Kenilworth, NJ), pegylated interferon- α 2b (PegIntronTM), a recombinant consensus interferon (such as interferon alphacon-1), and a purified interferon- α product. Amgen's recombinant consensus interferon has the brand name Infergen®. Levovirin is the L-enantiomer of ribavirin which has shown immunomodulatory activity similar to ribavirin. Viramidine represents an analog of ribavirin disclosed in WO 01/60379 (ICN Pharmaceuticals). In accordance with the method of the present invention, the individual components of the combination can be administered separately at different times during the course of therapy or concurrently in divided or single combination forms.

For the treatment of HCV infection, the compounds of the present invention may also be administered in combination with an agent that is an inhibitor of HCV NS3 serine protease. HCV NS3 protease inhibitors are disclosed in WO 98/22496, WO 98/46630, WO 99/07733, WO 99/07734, WO 99/38888, WO 99/50230, WO 99/64442, WO 00/09543, WO 00/59929, GB-
5 2337262, WO 02/48116, WO 02/48172, and U.S. Patent No. 6,323,180.

Ribavirin, levovirin, and viramidine may exert their anti-HCV effects by modulating intracellular pools of guanine nucleotides via inhibition of the intracellular enzyme inosine monophosphate dehydrogenase (IMPDH). Thus, inhibition of IMPDH represents another useful target for the discovery of inhibitors of HCV replication. Therefore, the compounds of the
10 present invention may also be administered in combination with an inhibitor of IMPDH, such as VX-497, disclosed in WO 97/41211 and WO 01/00622 (Vertex); another IMPDH inhibitor, such as that disclosed in WO 00/25780 (Bristol-Myers Squibb); or mycophenolate mofetil [see A.C. Allison and E.M. Eugui, Agents Action, 44 (Suppl.): 165 (1993)].

For the treatment of HCV infection, the compounds of the present invention may also be
15 administered in combination with the antiviral agent amantadine (1-aminoadamantane) [see J. Kirschbaum, Anal. Profiles Drug Subs. 12: 1-36 (1983)].

The compounds of the present invention may also be combined for the treatment of HCV infection with antiviral 2'-C-branched ribonucleosides disclosed in R. E. Harry-O'kuru, et al., J. Org. Chem., 62: 1754-1759 (1997); M. S. Wolfe, et al., Tetrahedron Lett., 36: 7611-7614
20 (1995); U.S. Patent No. 3,480,613; WO 01/90121; WO 01/92282; WO 02/32920; WO 04/002999; WO 04/003000; and WO 04/002422. Such 2'-C-branched ribonucleosides include 2'-C-methyl-cytidine, 2'-C-methyl-uridine, 2'-C-methyl-adenosine, 2'-C-methyl-guanosine, and 9-(2-C-methyl- β -D-ribofuranosyl)-2,6-diaminopurine, and the corresponding amino acid ester of the ribose C-2', C-3', and C-5' hydroxyls and the corresponding optionally substituted cyclic 1,3-
25 propanediol esters of the 5'-phosphate derivatives.

The compounds of the present invention may also be combined for the treatment of HCV infection with other nucleosides having anti-HCV properties, such as those disclosed in WO 02/51425 (Mitsubishi Pharma Corp.); WO 01/79246, WO 02/32920 and WO 02/48165 (Pharmasset, Ltd.); WO 01/68663 (ICN Pharmaceuticals); WO 99/43691; WO 02/18404
30 (Hoffmann-LaRoche); U.S. 2002/0019363; WO 02/100415; WO 03/026589; WO 03/026675; WO 03/093290; US 2003/0236216; US 2004/0006007; WO 04/011478; WO 04/013300; US 2004/0063658; and WO 04/028481.

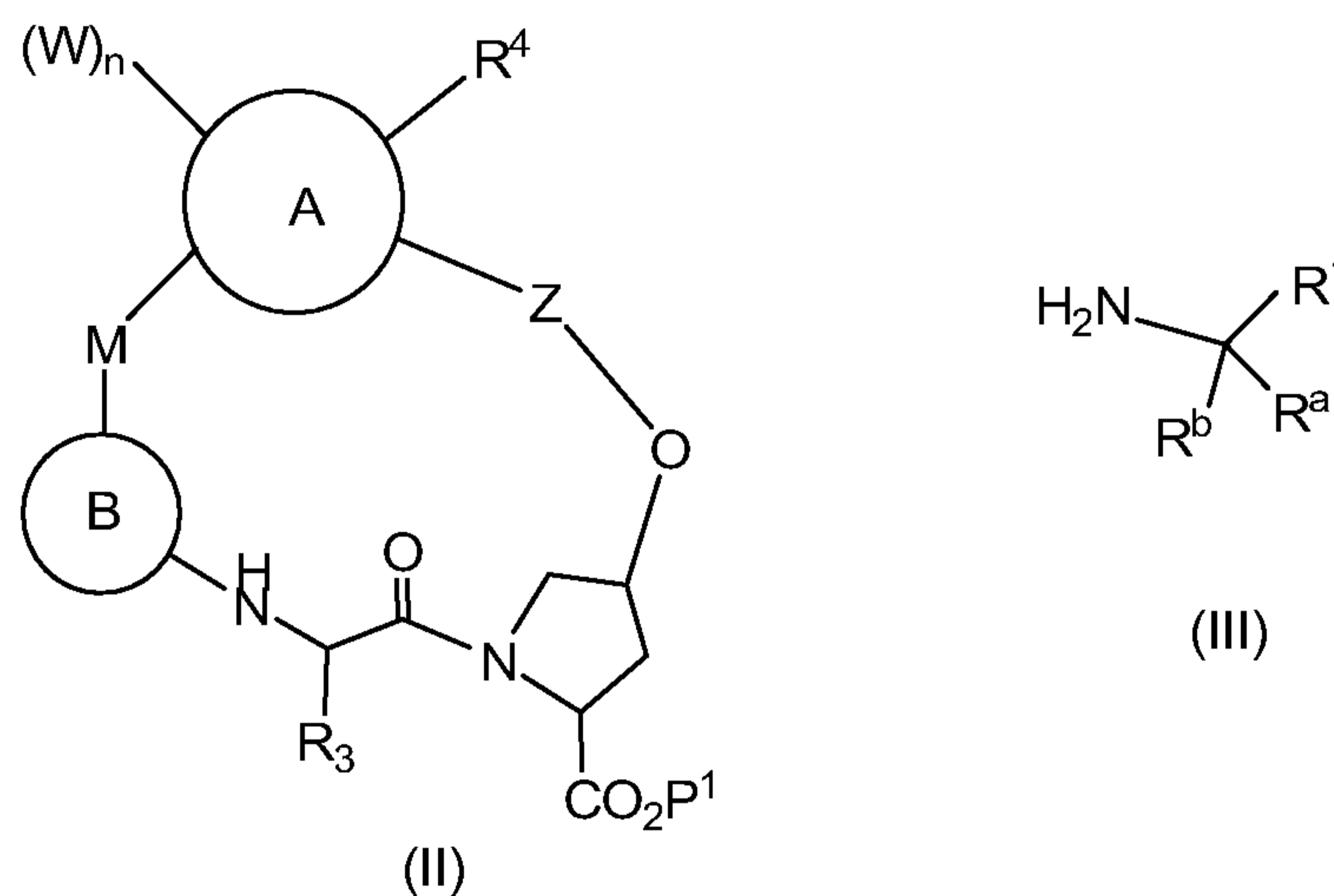
For the treatment of HCV infection, the compounds of the present invention may also be administered in combination with an agent that is an inhibitor of HCV NS5B polymerase. Such
35 HCV NS5B polymerase inhibitors that may be used as combination therapy include those disclosed in WO 02/057287, US 6,777,395, WO 02/057425, US 2004/0067901, WO 03/068244, WO 2004/000858, WO 04/003138 and WO 2004/007512. Other such HCV polymerase

inhibitors include valopicitabine (NM-283; Idenix) and 2'-F-2'-beta-methylcytidine (see also WO 2005/003147, assigned to Pharmasset, Ltd.).

The compounds of the present invention may also be combined for the treatment of HCV infection with non-nucleoside inhibitors of HCV polymerase such as those disclosed in WO 01/77091 (Tularik, Inc.); WO 01/47883 (Japan Tobacco, Inc.); WO 02/04425 (Boehringer Ingelheim); WO 02/06246, WO 03/062211, WO 2004/087714, WO 2004/110442, WO 2005/034941, WO 2005/023819, WO2006/029912, WO 2006/008556 and WO 2006/027628 (all Istituto di Ricerche di Biologia Molecolare P. Angeletti S.p.A.); WO 02/20497; WO 2005/016927 (in particular JTK003), and WO 2005/080399 (Japan Tobacco, Inc.); WO 2006/020082 (Bristol-Myers Squibb Company); and HCV-796 (Viropharma Inc.).

The present invention also provides a process for the preparation of compounds of formula (I).

According to a general process (a), compounds of formula (I) may be prepared by the coupling of the ester of formula (II) with the amine of formula (III):



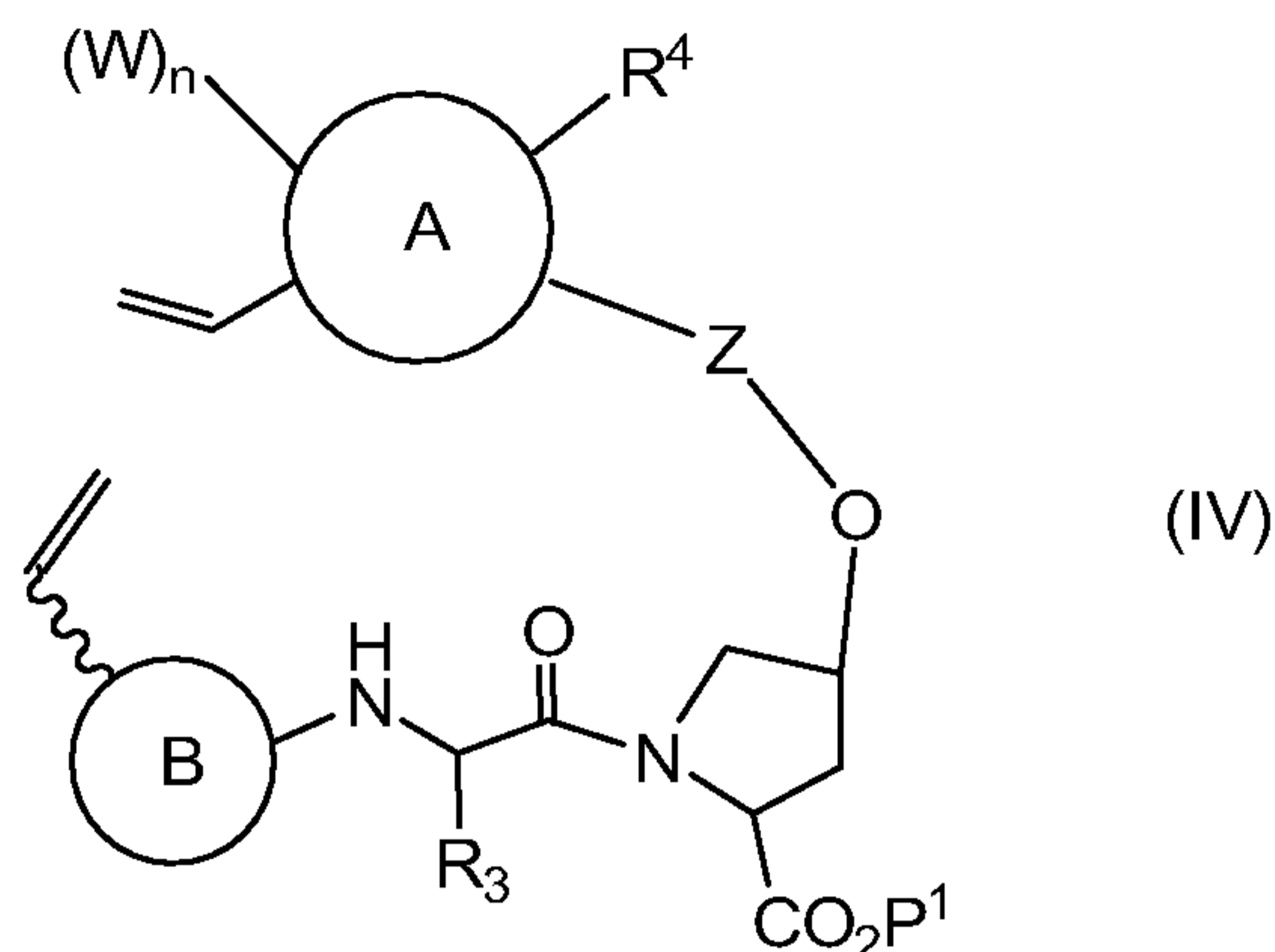
15

where n , R^1 , R^a , R^b , R^3 , R^4 , M , W , X , Z , and rings A and B are as defined in relation to formula (I) and P^1 is C_{1-6} alkyl, such as methyl. The reaction is conveniently carried out in the presence of a coupling reagent, such as TBTU or HATU, and a base, such as diisopropylethylamine or triethylamine, in a solvent. Suitable solvents include DMF and dichloromethane.

The compound of formula (II) where M has 4 or more carbon atoms in the tether and one or more double bonds may be prepared by the internal ring closure of the diene of formula (IV):

20

- 16 -



where n , R^3 , R^4 , W , X , Z , and rings A and B are as defined in relation to formula (I) and P^1 is as defined in relation to formula (II). The reaction is conveniently carried out in the presence of a metathesis catalyst, such as Zhan catalyst [dichloro(5-chloro-2-isopropoxybenzylidene)(1,3-dimethylimidazolidin-2-ylidene)ruthenium], preferably at raised temperature, in a suitable solvent such as 1,2-dichloroethane. The resultant ring double bond may be hydrogenated to give a further compound of formula (II). The hydrogenation is preferably carried out in the presence of a suitable catalyst, such as palladium on carbon, in a suitable solvent, such as methanol/ethyl acetate mixture.

10 Compounds of formulae (II), (III) and (IV) are either well known in the art or may be prepared by conventional methodology well known to one of ordinary skill in the art using, for instance, procedures described in the accompanying Schemes and Examples, or by alternative procedures which will be readily apparent.

15 Further details of suitable procedures will be found in the accompanying Schemes and Examples. For instance compounds of formula (I) can be converted into other compounds of formula (I) using synthetic methodology well known in the art.

20 Thus, for instance, the compound of formula (I) where M is unsaturated may be converted into the compound of formula (I) where M is saturated by hydrogenation, preferably in the presence of a suitable catalyst, such as palladium on carbon, in a suitable solvent, such as methanol/ethyl acetate mixture.

25 The compounds of the present inventions are useful in the inhibition of HCV protease (e.g., HCV NS3 protease) and the prevention or treatment of infection by HCV. For example, the compounds of this invention are useful in treating infection by HCV after suspected past exposure to HCV by such means as blood transfusion, exchange of body fluids, bites, accidental needle stick, or exposure to patient blood during surgery.

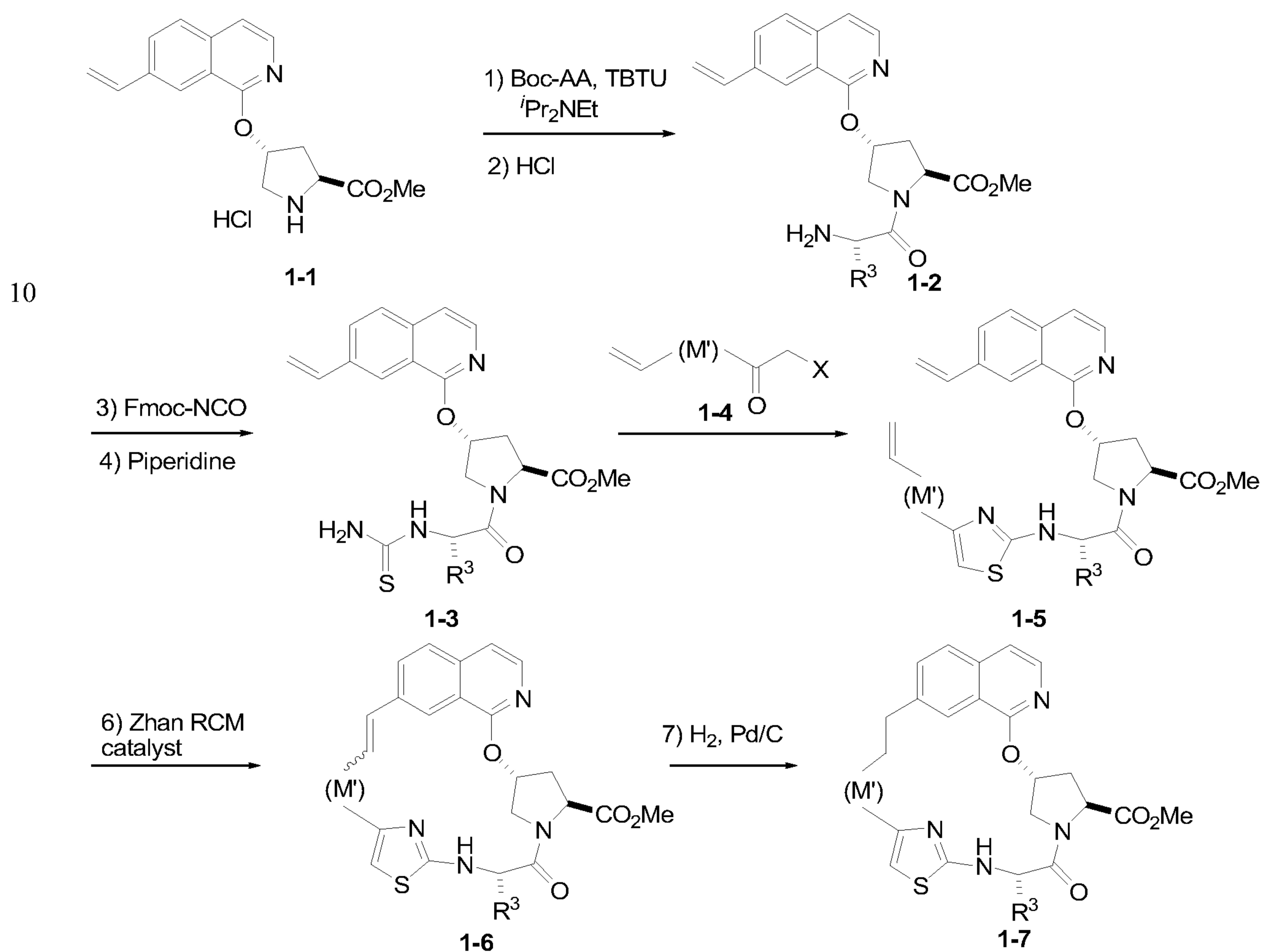
The compounds of this invention are useful in the preparation and execution of screening assays for antiviral compounds. For example, the compounds of this invention are useful for isolating enzyme mutants, which are excellent screening tools for more powerful antiviral

compounds. Furthermore, the compounds of this invention are useful in establishing or determining the binding site of other antivirals to HCV protease, e.g., by competitive inhibition. Thus the compounds of this invention are commercial products to be sold for these purposes.

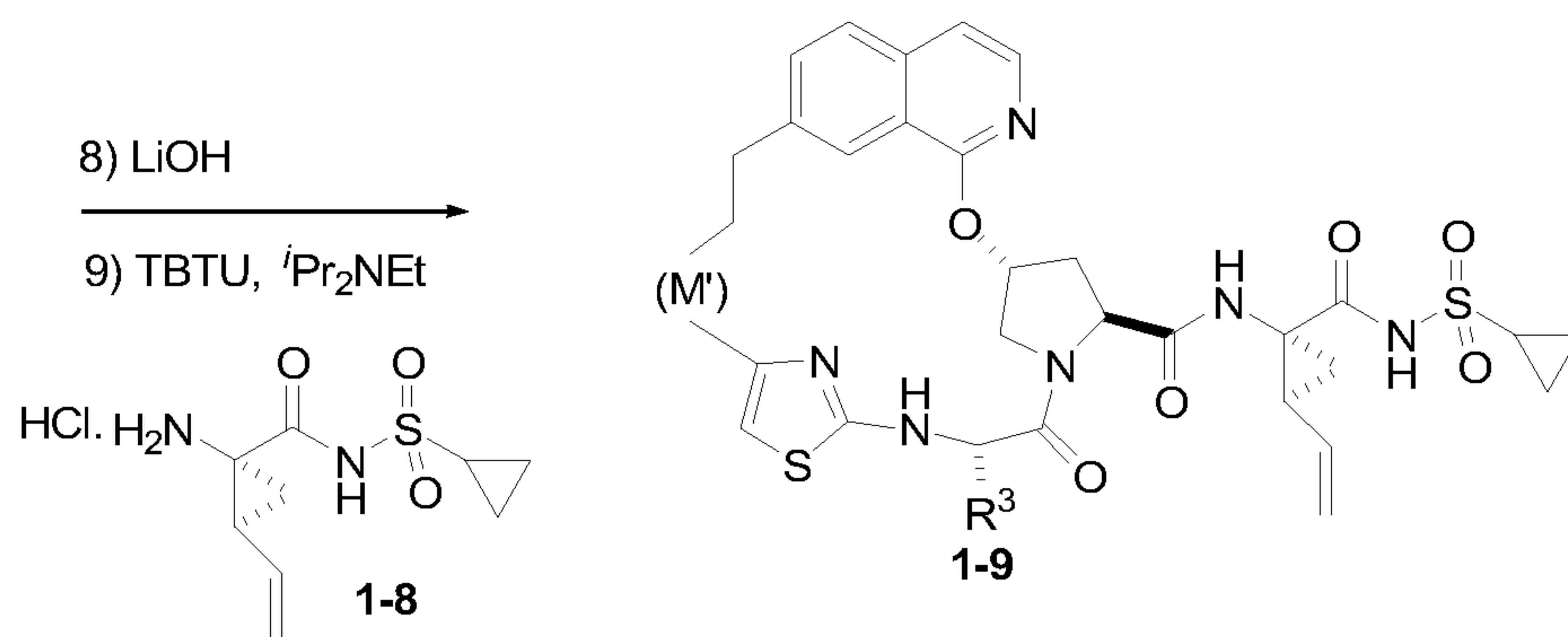
5 General Description of Synthesis:

The compounds of the present invention may be synthesised as outlined in the general Schemes 1, 2, 3, 4 and 5.

SCHEME 1

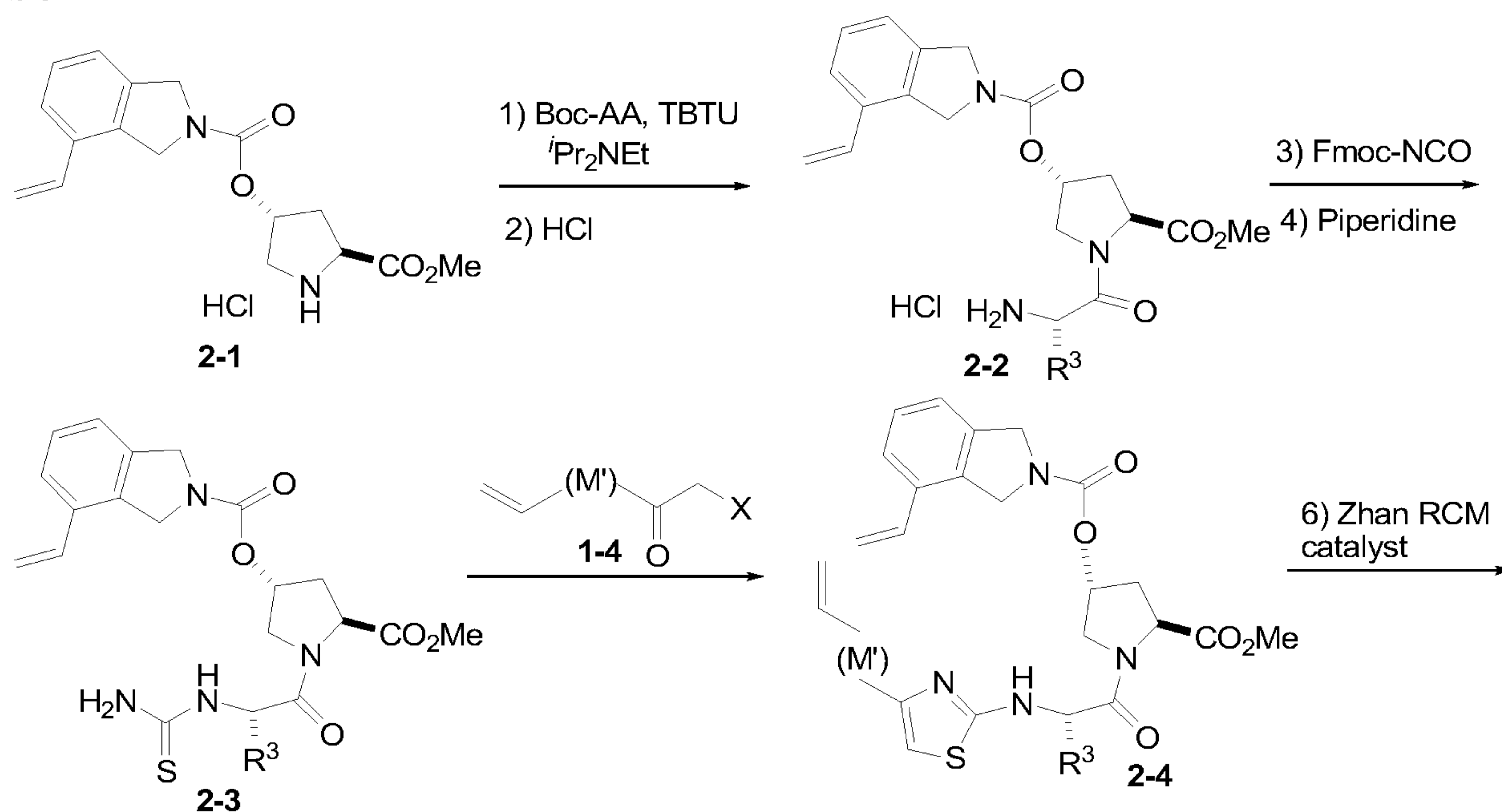


- 18 -

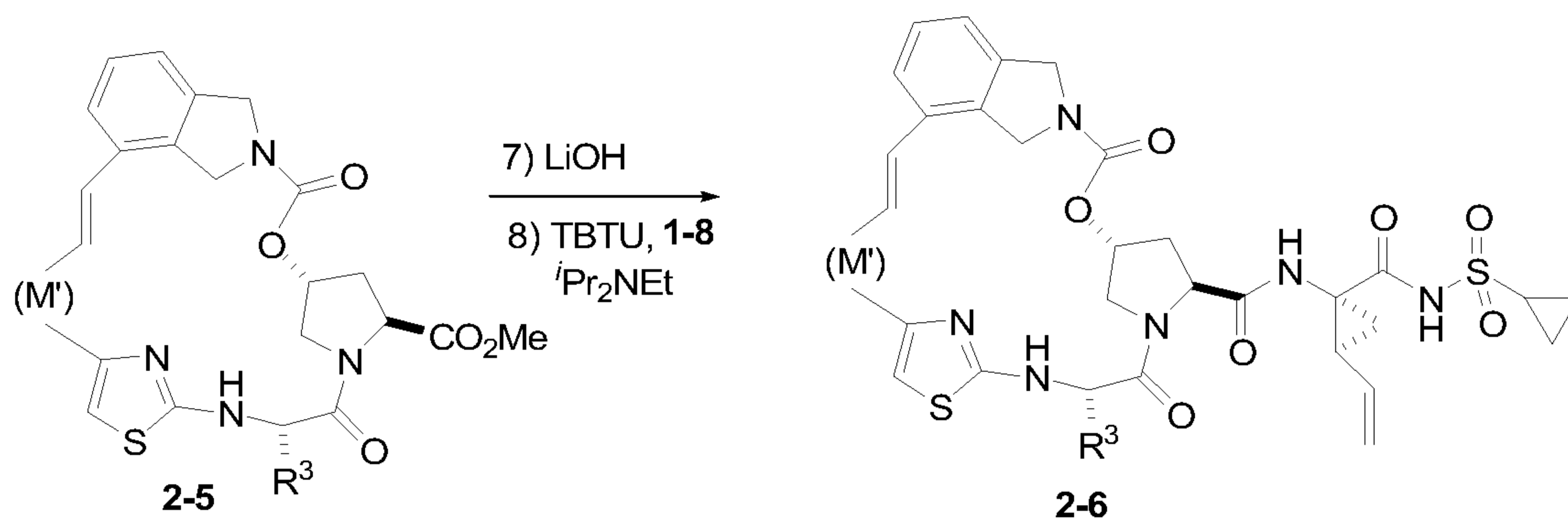


Scheme 1 depicts the synthesis of (3*R*,5*S*,8*S*)-*N*-((1*R*,2*S*)-1-
 {[(cyclopropylsulfonyl)amino]carbonyl}-2-ethenylcyclopropyl)-7-oxo-2-oxa-11-thia-6,9,24,27-
 tetraazapentacyclo[16.6.2.1^{3,6}.1^{10,13}.0^{21,25}]octacos-1(24),10(27),12,18,20,22,25-heptaene-5-
 5 carboxamides **1-9** and related compounds. Peptide coupling of (2*S*,4*R*)-2-(methoxycarbonyl)-4-
 [(7-vinylisoquinolin-1-yl)oxy]pyrrolidinium chloride **1-1** with a Boc-protected amino acid and
 subsequent BOC removal afforded dipeptide **1-2**, which in turn was converted into thiourea **1-3**
 by reaction with Fmoc-isocyanate followed by treatment with piperidine. Upon treatment with
 an appropriate α -halogenmethylketone **1-4**, the thiazole derivative **1-5** was obtained. Ring
 10 closing metathesis, hydrogenation of the resulting macrocyclic alkene mixture **1-6**, ester
 hydrolysis and coupling with the amine **1-8** afforded the required compound **1-9**.

SCHEME 2

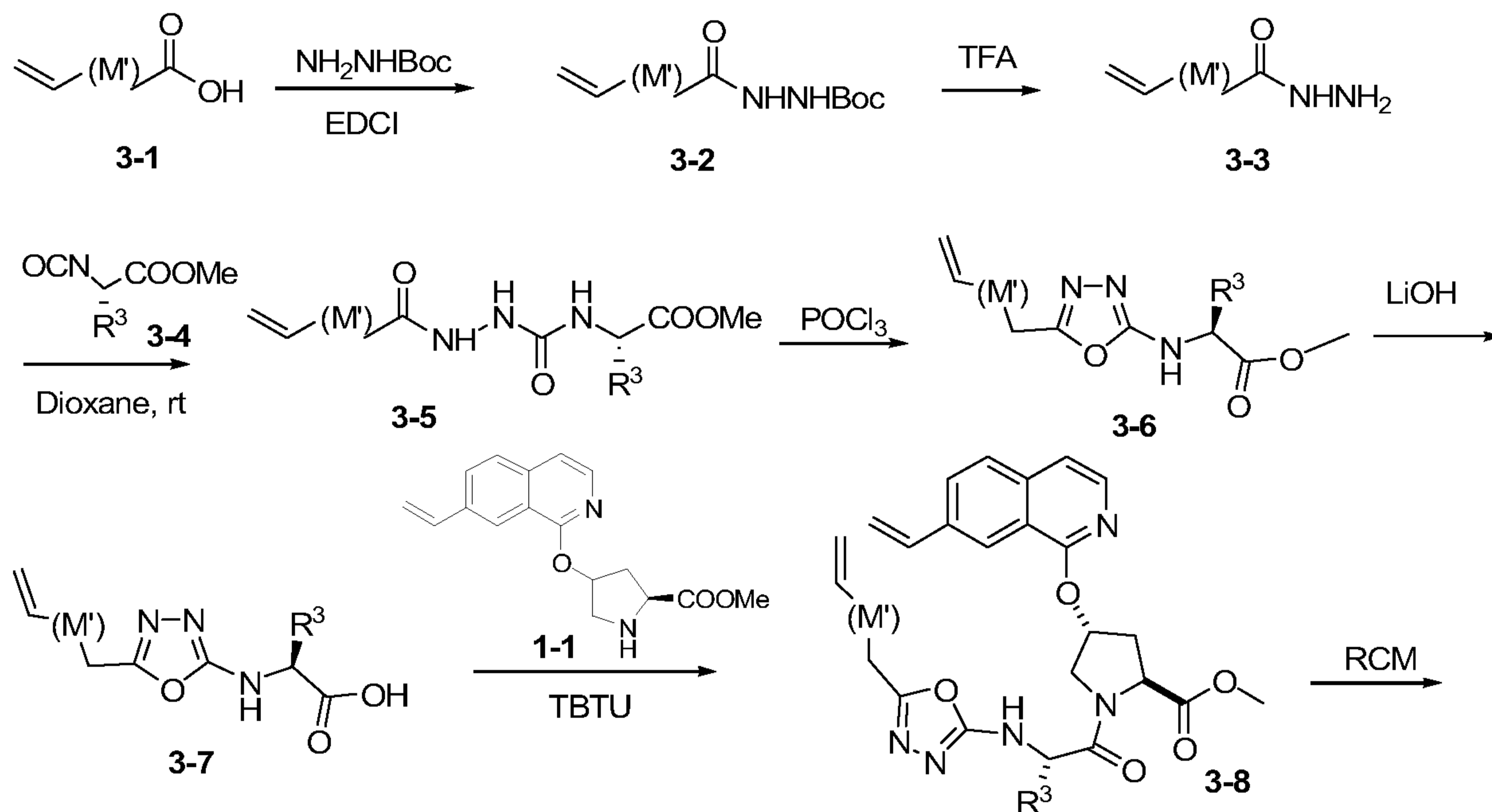


15

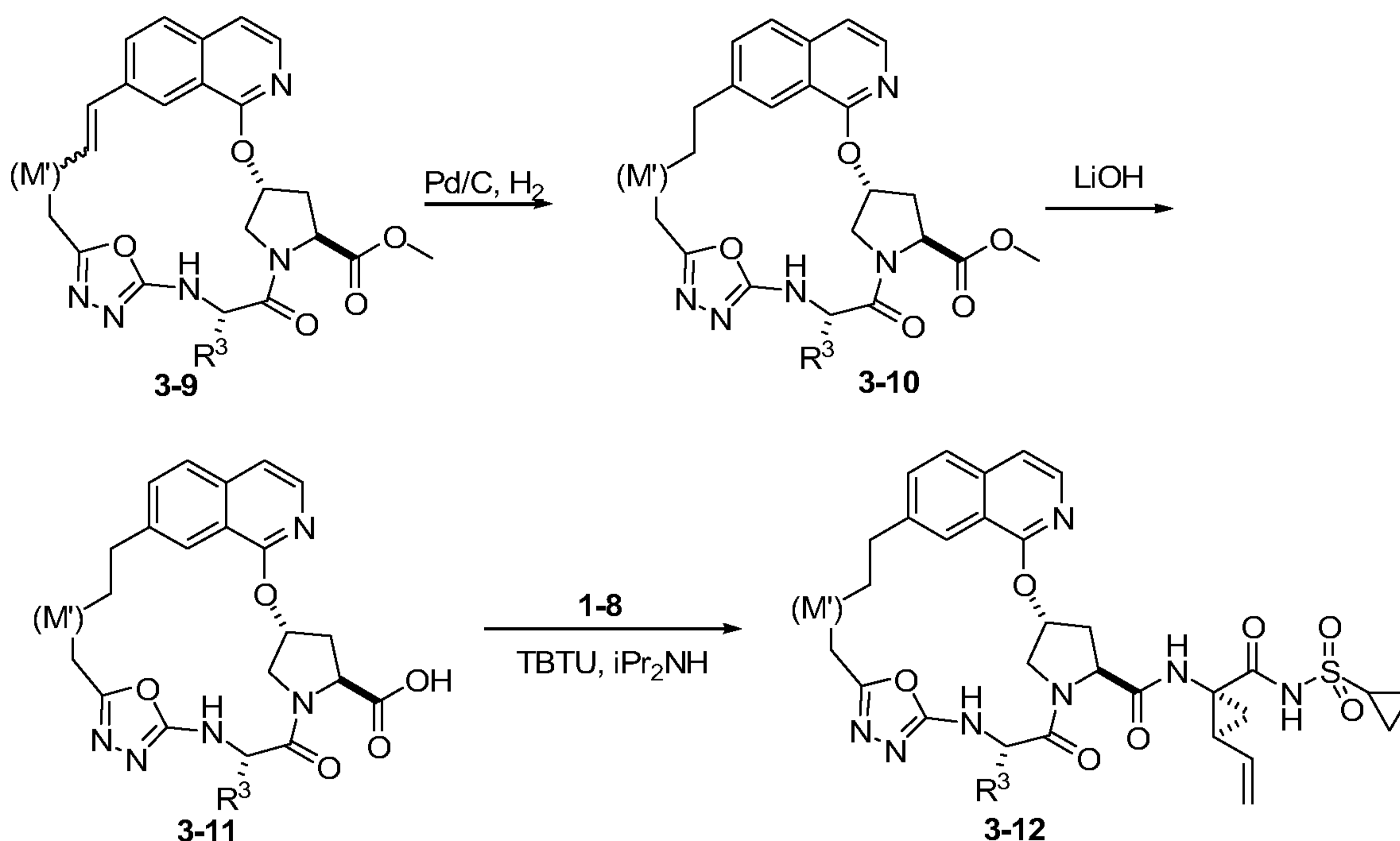


Scheme 2 describes the synthesis of (1*R*,22*S*,25*S*)-*N*-((1*R*,2*S*)-1-
 {[(cyclopropylsulfonyl)amino]carbonyl}-2-ethenylcyclopropyl)-3,23-dioxo-2-oxa-19-thia-
 4,21,24,28-tetraazapentacyclo[22.2.1.1^{4,7}.1^{17,20}.0^{6,11}]nonaacos-6,8,10,17,20(28)-pentaene-25-
 5 carboxamide **2-6** and related compounds. These compounds were prepared following the same
 synthetic sequence described in Scheme 1, by using (3*R*,5*S*)-5-(methoxycarbonyl)pyrrolidin-3-yl-
 4-vinyl-1,3-dihydro-2*H*-isoindole-2-carboxylate hydrochloride (**2-1**, see Intermediate 7 below) as
 starting material.

10 SCHEME 3

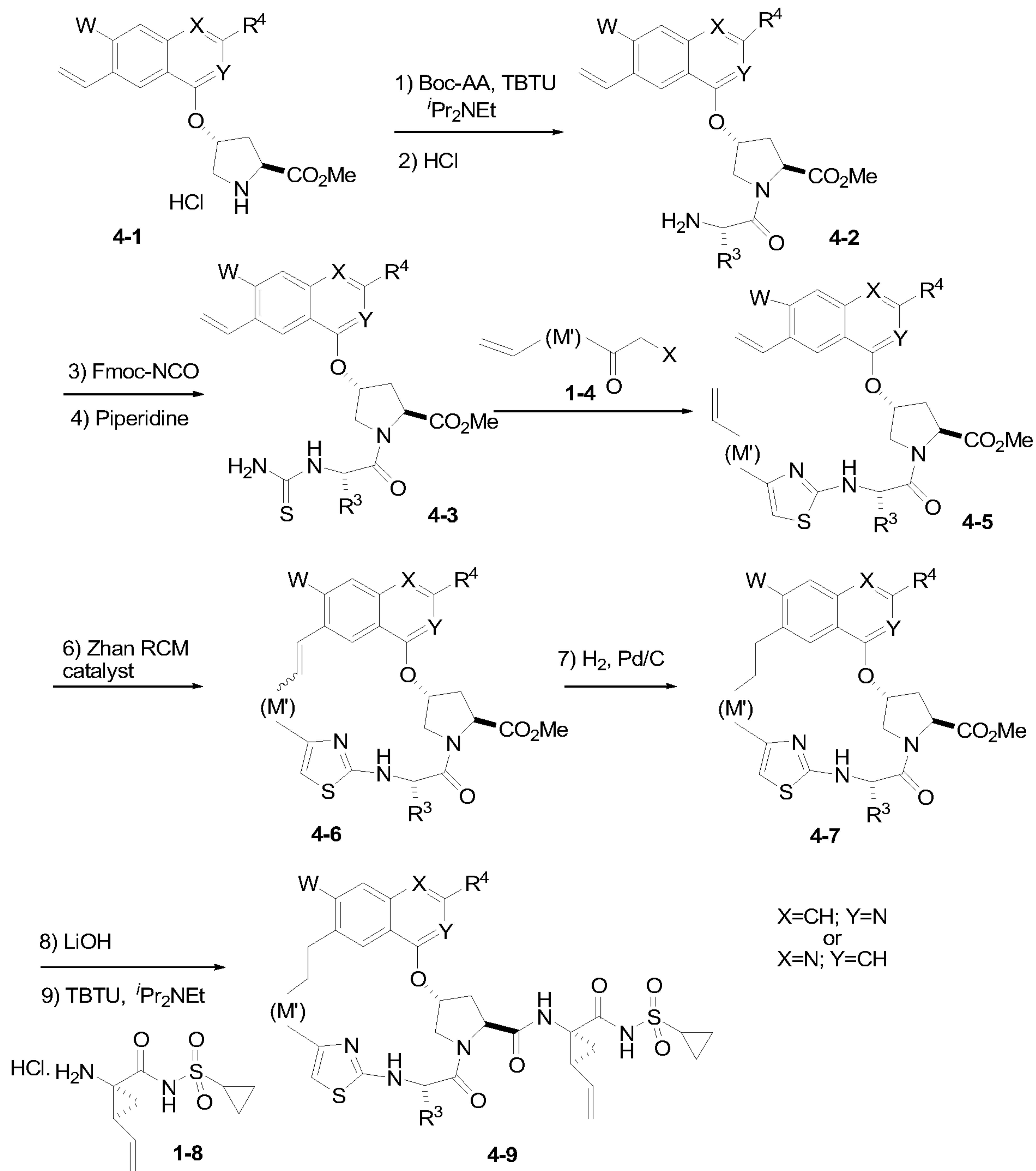


- 20 -

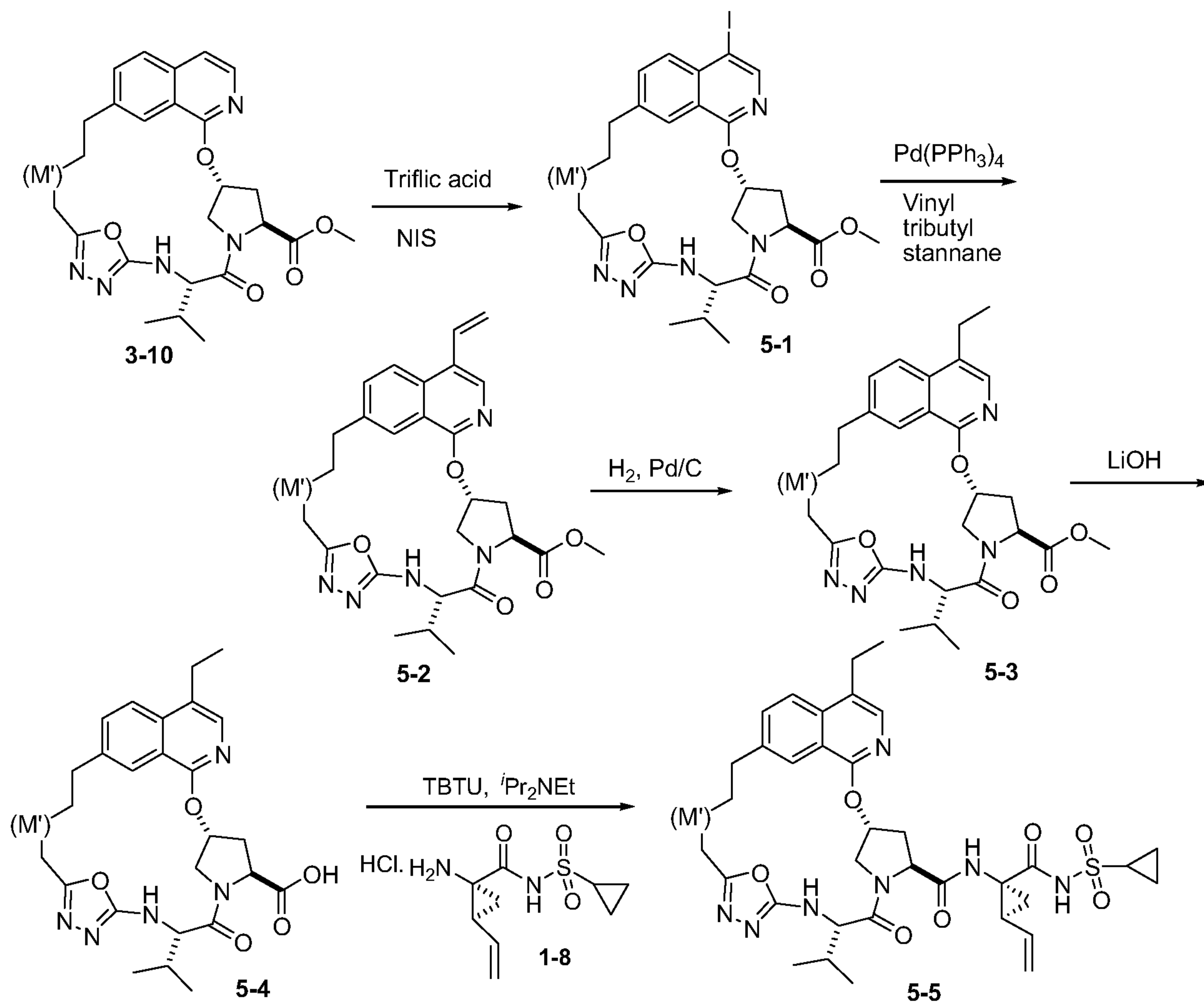


Scheme 3 depicts the synthesis of (3*R*,5*S*,8*S*)-*N*-((1*R*,2*S*)-1-
 {[(cyclopropylsulfonyl)amino]carbonyl}-2-ethenylcyclopropyl)-8-isopropyl-7-oxo-2,27-dioxa-
 6,9,11,12,24-pentazapentacyclo[16.6.2.1^{3,6}.1^{10,13}.0^{21,25}]octacos-1(24),10,12,18,20,22,25-
 5 heptaene-5-carboxamide and related compounds. Peptide coupling of (2*S*,4*R*)-2-
 (methoxycarbonyl)-4-[(7-vinylisoquinolin-1-yl)oxy]pyrrolidinium chloride **1-1** with an oxadiazole
 derivative **3-7**, obtained in five steps from the carboxylic acid **3-1**, afforded dipeptide **3-8**. Ring
 closing metathesis, hydrogenation of the resulting macrocyclic alkene mixture **3-9**, ester
 hydrolysis and coupling with the amine **1-8** afforded the required compound **3-12**.

SCHEME 4 (describing Entries 6-13, Table 3)



SCHEME 5 (describing Entry 16, Table 3)



- 5 During any of the above synthetic sequences, it may be necessary and/or desirable to protect sensitive or reactive groups on any of the molecules concerned. This may be achieved by means of conventional protecting groups such as those described in *Protective Groups in Organic Chemistry*, ed. J.F.W. McOmie, Plenum Press, 1973; and T.W. Greene & P.G.M. Wuts, *Protective Groups in Organic Synthesis*, John Wiley & Sons, 3rd ed., 1999. The protecting
- 10 groups may be removed at a convenient subsequent stage using methods known from the art.

The HCV NS3 protease inhibitory activity of the present compounds may be tested using assays known in the art. One such assay is HCV NS3 protease time-resolved fluorescence (TRF) assay described as follows:

15 HCV NS3 protease time-resolved fluorescence (TRF) assay

The NS3 protease TRF assay was performed in a final volume of 100 μl in assay buffer containing 50 mM HEPES, pH 7.5, 150 mM NaCl, 15 % glycerol, 0.15 % Triton X-100, 10 mM DTT, and

0.1 % PEG 8000. The NS3 protease was pre-incubated with various concentrations of inhibitors for 10-30 minutes. The peptide substrate for the assay is Ac-C(Eu)-DDMEE-Abu-[COO]-XSAK(QSY7)-NH₂, where Eu is an europium-labeled group, Abu is 1-aminobutanoic acid which connects an ester linkage with 2-hydroxy propanoic acid (X). Hydrolysis of the peptide by NS3 protease activity causes in separation of the fluorophore from the quencher, resulting in an increase in fluorescence. Activity of the protease was initiated by adding the TRF peptide substrate (final concentration 50-100 nM). The reaction was quenched after 1 hour at room temperature with 100 µl of 500 mM MES, pH 5.5. Product fluorescence was detected using either a Victor V2 or Fusion fluorimeter (Perkin Elmer Life and Analytical Sciences) with excitation at 340 nm and emission at 615 nm with 50-400 µs delay. Testing concentrations of different enzyme forms was selected with a signal to background ratio of 10-30. The inhibition constants were derived using a four-parameter fit.

Another suitable assay is the cellular Replicon or rheplisa assay described as follows:

15 Cell based HCV Replication Assay

Cell clones that stably maintain subgenomic HCV replicon were obtained by transfecting Huh-7 cells with an RNA replicon identical to I₃₇₇neo/NS3-3'/wt described by Lohmann *et al.* (1999) (EMBL-genbank No. AJ242652), followed by selection with neomycin sulfate (G418). Viral replication was monitored by measuring the expression of the NS3 protein by an ELISA assay performed directly on cells grown in 96 wells microtiter plates (Cell-ELISA) using the anti-NS3 monoclonal antibody 10E5/24 (as described in published International patent application WO 02/59321). Cells were seeded into 96 well plates at a density of 10⁴ cells per well in a final volume of 0.1 ml of DMEM/10% FCS. Two hours after plating, 50 µl of DMEM/10% FCS containing a 3x concentration of inhibitor were added, cells were incubated for 96 hours and then fixed for 10 minutes with ice-cold isopropanol. Each condition was tested in duplicate and average absorbance values were used for calculations. The cells were washed twice with PBS, blocked with 5% non-fat dry milk in PBS + 0.1% Triton X100 + 0.02% SDS (PBSTS) and then incubated o/n at 4^o C with the 10E5/24 mab diluted in Milk/PBSTS. After washing 5 times with PBSTS, the cells were incubated for 3 hours at room temperature with Fc specific anti-mouse IgG conjugated to alkaline phosphatase (Sigma), diluted in Milk/PBSTS. After washing again as above, the reaction was developed with p-nitrophenyl phosphate disodium substrate (Sigma) and the absorbance at 405/620 nm read at intervals. For calculations, we used data sets where samples incubated without inhibitors had absorbance values comprised between 1 and 1.5. The inhibitor concentration that reduced by 50% the expression of NS3 (IC₅₀) was calculated by fitting the data to the Hill equation,

$$\text{Fraction inhibition} = 1 - (A_i - b) / (A_0 - b) = [I]^n / ([I]^n + IC_{50})$$

where:

- A_i = absorbance value of HBI10 cells supplemented with the indicated inhibitor concentration.
- A_0 = absorbance value of HBI10 cells incubated without inhibitor.
- b = absorbance value of Huh-7 cells plated at the same density in the same microtiter plates
5 and incubated without inhibitor.
- n = Hill coefficient.

The compounds of the present invention were active in the cell based HCV replication assay with activities $<50\mu\text{M}$, and especially $<5\mu\text{M}$.

10

Other examples of such assays are described in *e.g.*, International published patent application WO2005/046712. Compounds useful as HCV NS3 protease inhibitors would have a K_i less than $50\mu\text{M}$, more preferably less than $10\mu\text{M}$, most preferably less than $1\mu\text{M}$, especially less than 100 nM , and more especially less than 50 nM .

15

The following examples serve to illustrate the invention and its practice.

^1H NMR spectra were recorded on Bruker AM series spectrometers operating at (reported) frequencies between 300 and 600 MHz. Chemical shifts (δ) for signals corresponding to non-exchangeable protons (and exchangeable protons where visible) are recorded in parts per million (ppm) relative to tetramethylsilane and are measured using the residual solvent peak as
20 reference. Signals are tabulated in the order: multiplicity (s, singlet; d, doublet; t, triplet; q, quartet; m, multiplet; b, broad, and combinations thereof); coupling constant(s) in Hertz (Hz); number of protons. Mass spectral (MS) data were obtained on a Perkin Elmer API 100, or Waters MicroMass ZQ, operating in negative (ES^-) or positive (ES^+) ionization mode and results are reported as the ratio of mass over charge (m/z). Preparative scale HPLC separations were
25 carried out on a Waters Micromass System incorporating a 2525 pump module, a Micromass ZMD detector and a 2767 collection module, under Fraction Linx software or on a Shimadzu preparative system.

The following abbreviations are used in the examples, the schemes and the tables:
AcOH: acetic acid; dioxan(e): 1,4-dioxane; DIPEA or $^i\text{Pr}_2\text{NEt}_2$: diisopropylethylamine; DCE:
30 1,2-dichloroethane; DCM: dichloromethane; DMF: *N,N*-dimethylformamide; DMSO: dimethylsulfoxide; Et_2O : diethyl ether; EtOAc: ethyl acetate; eq.: equivalent(s); h: hour(s); HATU: O-(7-azabenzotriazol-1-yl)-*N,N,N',N'*-tetramethyluronium hexafluorophosphate; MeCN: acetonitrile; MeOH: methanol; min: minutes; MS: mass spectrum; PE: petroleum ether 30/60; quant.: quantitative; RP-HPLC: reversed phase high-pressure liquid chromatography; RP-MS-
35 HPLC: mass-guided reversed phase high-pressure liquid chromatography; RT: room temperature; sat. aq.: saturated aqueous; TBTU: O-benzotriazol-1-yl-*N,N,N',N'*-tetramethyluronium tetrafluoroborate; THF: tetrahydrofuran.

Intermediate 1: (2S,4R)-2-(methoxycarbonyl)-4-[(7-vinylisoquinolin-1-yl)oxy]pyrrolidinium chloride

5 Step 1: 1-tert-butyl 2-methyl (2S,4R)-4-[(7-bromoisoquinolin-1-yl)oxy]pyrrolidine-1,2-dicarboxylate

To a 0.2 mM solution of *trans* 4-hydroxy L-BOC-proline (1 eq) in DMSO at RT was added ^tBuOK (3 eq) in a single portion. The reaction mixture was stirred at RT for 30 min, cooled to 10°C and 7-bromo-1-chloroisoquinoline was added (1 eq). The resulting mixture was allowed to warm to RT and stirred overnight. The organic layer was washed with sat. aq. citric acid solution, water and brine and the aqueous phases were back extracted with EtOAc. The combined organic phases were dried (Na₂SO₄) and the solvent evaporated under reduced pressure to give a dark solid. The solid was dissolved in MeOH and to the stirred solution an excess (4 eq) of 2.0 M trimethylsilyldiazomethane in hexanes was added dropwise at 15 °C. The resulting mixture was stirred for 15 min after gas evolution has ceased. Volatiles were removed by rotary evaporation and the residue was purified by flash chromatography (SiO₂, PE / EtOAc 8/2 v/v as eluent) to give title product as a solid. MS (ES⁺) C₂₀H₂₃BrN₂O₅ requires 451, found: 452 (M+H⁺).

20 Step 2: 1-tert-butyl 2-methyl (2S,4R)-4-[(7-vinylisoquinolin-1-yl)oxy]pyrrolidine-1,2-dicarboxylate

Aryl bromide from Step 1 was dissolved in toluene (about 0.15 mM solution) and treated with tributylvinyltin (1.5 eq) and [Ph₃P]₄Pd(0) (0.05 eq). The reaction mixture was stirred at 100°C under N₂ atmosphere for 2 h. After cooling to RT, the reaction mixture was poured into EtOAc and washed with brine. The organic phase was separated, dried (Na₂SO₄) and concentrated under reduced pressure. The residue was purified by flash chromatography (SiO₂, PE / EtOAc 8/2 v/v as eluent) to give the title compound as a viscous oil. MS (ES⁺) C₂₂H₂₆N₂O₅ requires 398, found: 399 (M+H⁺).

30 Step 3: (2S,4R)-2-(methoxycarbonyl)-4-[(7-vinylisoquinolin-1-yl)oxy]pyrrolidinium chloride

Carbamate from Step 2 was dissolved in a 4.0 M HCl solution in dioxane. The resulting mixture was stirred at RT for 0.5 h, during which time the product precipitated. The title compound was filtered off and washed with hexane / EtOAc 1/1 v/v. MS (ES⁺) C₁₇H₁₈N₂O₃ requires 298, found: 299 (M+H⁺).

35 Intermediate 2: (1R,2S)-1-amino-N-(cyclopropylsulfonyl)amino-2-ethylcyclopropane carboxamide hydrochloride

Step 1: *tert*-butyl ((1*R*,2*R*)-1-{[(cyclopropylsulfonyl)amino]carbonyl}-2-ethylcyclopropyl)carbamate

A hydrogenation vessel was charged with a solution of *tert*-butyl ((1*R*,2*S*)-1-
5 {[(cyclopropylsulfonyl)amino]carbonyl}-2-vinylcyclopropyl)carbamate (prepared as described in
WO 03/099274) followed by Ru/C (7.5 wt%). The vessel was placed under N₂ (20 psig) and
vented to atmospheric pressure three times to remove residual oxygen. The vessel was then
placed under H₂ (50 psig) and the reaction was complete in <5 h based on H₂ consumption. After
20 h, the vessel was vented to atmospheric pressure. The reaction slurry was then transferred out
10 of the reaction vessel, filtered and evaporated to a yellow oil which was brought to the following
step without further purification. MS (ES⁺) C₁₄H₂₄BN₂O₅S requires 332, found: 333 (M+H⁺).

Step 2: (1*R*,2*S*)-1-amino-*N*-(cyclopropylsulfonyl)amino-2-ethylcyclopropane carboxamide hydrochloride

15 A 0.33 M solution of carbamate from Step 1 in 4N HCl/dioxane was stirred at RT for 12 h. The
volatiles were then removed under reduced pressure to give the title compound as a pale yellow
solid that was used directly in the next step. ¹H NMR (300 MHz, DMSO-d₆) δ 8.83 (bs, 2H),
3.03 (m, 1H), 1.71-1.37 (m, 5H), 1.16-1.09 (m, 4H), 0.97 (t, *J* 7.3, 3H).

20 Intermediate 3: 1-bromohex-5-en-2-one

A solution of 4-pentenoyl chloride in Et₂O was added portionwise to a freshly prepared solution
of diazomethane (2.5 eq) in Et₂O at 0°C. The resulting reaction mixture was stirred for 30 min at
0°C and for a further 12 h at RT in an open flask. After cooling at 0°C, HBr (48% aq., 1.3 eq)
was added dropwise and the resulting reaction mixture was stirred at RT for 15 min, after which
25 time the gas evolution had ceased. The ethereal solution was then washed with sat. aq. NaHCO₃,
brine, dried (Na₂SO₄) and concentrated under reduced pressure to give the title compound as a
pale yellow oil. ¹H NMR (300 MHz, CDCl₃) δ 5.80 (m, 1H), 5.06 (dd, *J* 17.5, 1.3, 1H), 5.01
(dd, *J* 10.5, 1.2, 1H), 3.88 (s, 2H), 2.76 (t, *J* 7.3, 2H), 2.37 (m, 2H).

30 Intermediate 4: 1-bromo-3,3-dimethylhex-5-en-2-one

To a solution of 2,2-dimethylpent-4-enoic acid and DMF (0.1 eq) in DCM at 0°C was added
dropwise oxalylchloride (2M in DCM, 1.5 eq) and the resulting mixture was stirred at RT for 1.5
h. The volatiles were then removed under reduced pressure and the crude acyl chloride was
progressed according to the same procedure described for Intermediate 3 to give the title
35 compound as a pale yellow oil. ¹H NMR (300 MHz, CDCl₃) δ 5.68 (m, 1H), 5.08 (m, 2H), 4.14
(s, 2H), 2.30 (d, *J* 7.3, 2H), 1.22 (s, 6H).

Intermediate 5: 1-bromohept-6-en-2-one

The title compound was prepared according to the procedure described for Intermediate 4, using 5-hexenoic acid in place of 2,2-dimethylpent-4-enoic acid. ¹H NMR (300 MHz, CDCl₃) δ 5.77 (m, 1H), 5.05-4.98 (m, 2H), 3.87 (s, 2H), 2.66 (t, *J* 7.3, 2H), 2.89 (m, 2H), 2.09 (m, 2H).

5

Intermediate 6: 1-(allyloxy)-3-chloroacetoneStep 1: ethyl (allyloxy)acetate

Ethyl hydroxyacetate was added dropwise to a slurry of NaH (1.1 eq) in DMF at 0°C and the resulting mixture was stirred at RT for 2 h. After cooling to 0°C, allylbromide (1.1 eq) was added dropwise *via* syringe and the reaction mixture was stirred at RT for 2 h, quenched by careful addition of sat. aq. NH₄Cl and partitioned between Et₂O and brine. The organic layer was dried (Na₂SO₄) and concentrated under reduced pressure to give the title compound as pale yellow oil. ¹H NMR (300 MHz, CDCl₃) δ 5.91 (m, 1H), 5.30 (dd, *J* 17.2, 1.5, 1H), 5.24 (dd, *J* 10.6, 0.6, 1H), 4.23 (q, *J* 2.1, 2H), 4.10 (d, *J* 5.7, 2H), 4.08 (s, 2H), 1.29 (t, *J* 7.08, 3H).

15

Step 2: 1-(allyloxy)-3-chloroacetone

To a solution of ⁱPr₂Net (3.1 eq) in THF at -78 °C was added dropwise BuLi (1.4 M. in hexanes, 3.1 eq). The resulting mixture was stirred at 0 °C for 15 min, cooled again to -78 °C and added *via* cannula to a solution of ethyl (allyloxy)acetate from Step 1 (1eq) and iodochloromethane (2.5 eq) in Et₂O at -78 °C. After stirring 30 min at -78 °C, a solution of AcOH (25eq.) in THF was added dropwise and the resulting mixture was stirred at RT for 15 min and partitioned between Et₂O and brine. The organic layer was washed with sat. aq. NaHCO₃, brine, dried (Na₂SO₄) and concentrated under reduced pressure. The crude residue was purified by SiO₂ gel chromatography (hexane / Et₂O = 9/1) to give the title compound as a colourless oil. ¹H NMR (300 MHz, CDCl₃) δ 5.90 (m, 1H), 5.35-5.25 (m, 2H), 4.30 (s, 2H), 4.24 (s, 2H), 4.07 (d, *J* 5.5, 2H).

20

25

30

Intermediate 7: (3R,5S)-5-(methoxycarbonyl)pyrrolidin-3-yl-4-vinyl-1,3-dihydro-2H-isoindole-2-carboxylate hydrochloride

30

Step 1: 1-bromo-2,3-bis(bromomethyl)benzene

A suspension of 3-bromo-*o*-xylene (196 g, 1.06 mol), *N*-bromosuccinimide (377 g, 2.15 mol) and benzoyl peroxide (0.26 g, 1.0 mmol) in CCl₄ (1800 mL) was heated to reflux under nitrogen for 15 h. The contents of the reaction flask were cooled, filtered, and the filtrate evaporated. The crude material was distilled under high vacuum. Major fractions were distilled between 88 °C and 152 °C. 108 g pure material was recovered. 182 g slightly crude material was recovered which

35

could be used in the following reaction. ^1H NMR (CDCl_3) δ (ppm) 7.56 (d, J 8.0, 1H), 7.31 (d, J 8.0, 1H), 7.26 (s, 1H), 7.16 (t, J 8.0, 1H), 4.84 (s, 2H), 4.64 (s, 2H).

Step 2: 2-benzyl-4-bromoisindoline

5 Potassium bicarbonate (204 g, 2.04 mol) was suspended in MeCN (12 L) and the mixture was heated to 80 °C. Solutions of 1-bromo-2,3-bis(bromomethyl)benzene (280 g, 0.82 mol in 500 mL MeCN) and benzylamine (87.5 g, 0.82 mol in 500 mL MeCN) were added concurrently via addition funnels over 1 h. The reaction mixture was stirred at 77 °C for 16h. The contents of the reaction flask were cooled, filtered and the solvent removed by evaporation. The reaction was
10 partitioned between 1M K_2CO_3 and EtOAc. The organics were washed with brine, dried with anhydrous Na_2SO_4 , filtered, and evaporated. Flash column chromatography (gradient elution: heptane to 10% EtOAc in heptane) gave after evaporation the title compound as a pale oil. ^1H NMR (CDCl_3) δ (ppm) 7.41-7.39 (m, 2H), 7.37-7.34 (m, 2H), 7.32-7.27 (m, 2H), 7.10-7.03 (m, 2H), 4.02 (s, 2H), 3.97 (s, 2H), 3.91 (s, 2H). LRMS (ESI) m/z 289 [$(\text{M}+\text{H})^+$; calcd for
15 $\text{C}_{15}\text{H}_{15}\text{BrN}$: 289].
Converted to HCl salt in HCl/MeOH by adding MTBE and filtering solid to give 118 g of product as the HCl salt.

Step 3: 2-benzyl-4-vinylisindoline

20 A solution of 2-benzyl-4-bromoisindoline (16.7 g, 58.0 mmol) and tributyl(vinyl)tin (20.3 mL, 69.6 mmol) in toluene (400 mL) was degassed by bubbling nitrogen gas through the solution for 0.25h. Tetrakis(triphenylphosphine)palladium(0) (1.30 g, 1.16 mmol) was added and the resulting solution heated in a 100 °C oil bath under nitrogen for 24h. The contents of the reaction flask were cooled, evaporated and subjected to flash column chromatography eluting with
25 hexane/EtOAc 95/5 to give after evaporation the title compound as a pale oil that turned pink on standing. LRMS (ESI) m/z 236 [$(\text{M}+\text{H})^+$; calcd for $\text{C}_{17}\text{H}_{18}\text{N}$: 236].

Step 4: 4-vinylisindoline

A solution of 2-benzyl-4-vinylisindoline (58 mmol) in DCE (150 mL) was placed in a 1L round
30 bottom flask under nitrogen. To this was attached an addition funnel containing a solution of 1-chloroethyl chloroformate (7.51 mL, 69.6 mmol) in DCE. The reaction flask was cooled in an ice bath and the contents of the addition funnel were added dropwise over 20 min keeping the internal reaction temperature <5 °C. After the addition was complete the reaction flask was allowed to warm to RT then heated to reflux for 45 min. The contents of the reaction flask were
35 cooled to RT then the solvent removed by evaporation. Methanol (200 mL) was added and the contents of the reaction flask were heated to reflux for 30 min. The reaction flask was cooled and the solvent removed by evaporation. Water (200 mL) was added and the resulting mixture

washed with EtOAc (2×250 mL). The aqueous layer was made basic with 2N sodium hydroxide then extracted with DCM (4×250 mL). The combined organic extracts were dried with anhydrous sodium sulfate, filtered and the filtrate evaporated. The remaining residue was subjected to flash column chromatography eluting with DCM/MeOH/ammonium hydroxide
 5 97/3/0.3 to 95/5/0.5. Evaporation of fractions gave the title compound as a brown oil, 6.00g (41.4 mmol, 71% yield for two steps). LRMS (ESI) m/z 146 [(M+H)⁺; calcd for C₁₀H₁₂N: 146].

Step 5: 1-*tert*-butyl 2-methyl (2*S*,4*R*)-4-[[4-vinyl-1,3-dihydro-2*H*-isoindol-2-yl)carbonyl]oxy}pyrrolidine-1,2-dicarboxylate

10 A solution of 1-*tert*-butyl 2-methyl (2*S*,4*R*)-4-hydroxypyrrolidine-1,2-dicarboxylate (10.1 g, 41.4 mmol) in DMF (90 mL) under nitrogen was cooled to 0 °C. Solid 1,1'-carbonyldiimidazole (6.70 g, 41.4 mmol) was added to the reaction. The contents of the reaction flask were warmed to RT and after 2h a solution of 4-vinylisoindoline (6.00 g, 41.4 mmol) in DMF (10 mL) was added. The reaction was heated in a 60 °C oil bath for 2h then cooled and poured into water and 5%
 15 potassium bisulfate. The resulting mixture was extracted with EtOAc (4×250 mL). Combined organics were washed with brine, dried with anhydrous sodium sulfate, filtered and evaporated. Flash column chromatography eluting with hexane/EtOAc 70/30 gave the title compound as a white foam, 13.9 g (33.4 mmol, 81% yield). LRMS (ESI) m/z 417 [(M+H)⁺; calcd for C₂₂₇H₂₉N₂O₆: 417].

20

Step 6: (3*R*,5*S*)-5-(methoxycarbonyl)pyrrolidin-3-yl 4-vinyl-1,3-dihydro-2*H*-isoindole-2-carboxylate hydrochloride

A solution of 1-*tert*-butyl 2-methyl (2*S*,4*R*)-4-[[4-vinyl-1,3-dihydro-2*H*-isoindol-2-yl)carbonyl]oxy}pyrrolidine-1,2-dicarboxylate (13.9 g, 33.4 mmol) in EtOAc (700 mL) was
 25 cooled in an ice bath then saturated with hydrogen chloride gas. The reaction flask was sealed and allowed to warm to RT. After 3.5h the solvent was removed by evaporation to give the title compound as a gray solid, 11.2 g, 95% yield). ¹H NMR (500 MHz, ppm, CD₃OD) δ 7.47-7.45 (m, 1H), 7.32-7.31 (m, 1H), 7.26-7.21 (m, 1H), 6.79-6.73 (m, 1H), 5.79-5.73 (m, 1 H), 5.46 (s, 1H), 5.41-5.38 (m, 1H), 4.80-4.72 (m, 4H), 3.91 (s, 3H), 3.74-3.63 (m, 2H), 2.77-2.71(m, 1H),
 30 2.51-2.46 (m, 1H). LRMS (ESI) m/z 317 [(M+H)⁺; calcd for C₁₇H₂₁N₂O₄: 317].

EXAMPLE 1 (Table 1, Entry 1)

(3*R*,5*S*,8*S*)-*N*-((1*R*,2*S*)-1-[[cyclopropylsulfonyl]amino]carbonyl}-2-vinylcyclopropyl)-8-isopropyl-7-oxo-2-oxa-11-thia-6,9,24,27-tetraazapentacyclo[16.6.2.1^{3,6}.1^{10,13}.0^{21,25}]octacos-
 35 1(24),10(27),12,18,20,22,25-heptaene-5-carboxamide

Step 1: Methyl *N*-(*tert*-butoxycarbonyl)-*L*-valyl-(4*R*)-4-[(7-vinylisoquinolin-1-yl)oxy]-*L*-prolinate

To a solution of Intermediate 1 in DMF was added Boc-(L)-Val (1.05 eq), followed by *i*Pr₂NEt (3.5 eq) and TBTU (1.05 eq). The resulting reaction mixture was stirred 12 h at RT and partitioned between EtOAc and 1N aq. HCl. The organic layer was further washed with sat. aq. NaHCO₃, brine, dried (Na₂SO₄) and concentrated under reduced pressure. The residue was purified by SiO₂ gel chromatography (hexane / EtOAc = 7/3) to give the title compound as a colourless oil. MS (ES⁺) C₂₇H₃₅N₃O₆ requires: 497, found: 498 (M+H⁺).

Step 2: Methyl L-valyl-(4*R*)-4-[(7-vinylisoquinolin-1-yl)oxy]-L-prolinate hydrochloride

A 0.27 M solution of carbamate from Step 1 in 4N HCl/dioxane was stirred at RT for 2 h. The volatiles were then removed under reduced pressure to give the title compound as an off-white solid that was used directly in the next step. MS (ES⁺) C₂₂H₂₇N₃O₄ requires: 397, found: 398 (M+H⁺).

Step 3: Methyl *N*-(aminocarbonothioyl)-L-valyl-(4*R*)-4-[(7-vinylisoquinolin-1-yl)oxy]-L-prolinate

*i*Pr₂NEt (2 eq) was added to a suspension of hydrochloride from Step 2 in DCM at 0°C, and the resulting clear solution was immediately added to a solution of Fmoc-isothiocyanate (1.1 eq) in DCM at 0°C. The resulting mixture was stirred at RT for 30 min and then treated with a 20% solution of piperidine in MeOH. After 3 h, the volatiles were removed under reduced pressure and the residue was purified by SiO₂ gel chromatography (gradient elution, hexane / EtOAc = 8/2 to DCM / MeOH = 95/5) to give the title compound as a pale yellow foam. MS (ES⁺) C₂₃H₂₈N₄O₄S requires: 456, found: 457 (M+H⁺).

Step 4: Methyl *N*-(4-but-3-en-1-yl-1,3-thiazol-2-yl)-L-valyl-(4*R*)-4-[(7-vinylisoquinolin-1-yl)oxy]-L-prolinate

A solution of thiourea from Step 3 and Intermediate 3 (1.5 eq) in dioxane was stirred at 65 °C for 1 h. The volatiles were then removed under reduced pressure and the residue was purified by SiO₂ gel chromatography (DCM / MeOH = 98/2) to give the title compound as a pale brown oil. MS (ES⁺) C₂₉H₃₄N₄O₄S requires: 534, found: 535 (M+H⁺).

Step 5: Methyl (3*R*,5*S*,8*S*,16*E* or *Z*)-8-isopropyl-7-oxo-2-oxa-11-thia-6,9,24,27-tetraazapentacyclo[16.6.2.1^{3,6}.1^{10,13}.0^{21,25}]octacos-1(24),10(27),12,18,20,22,25-heptaene-5-carboxylate

To a 0.05 M solution of olefin from Step 4 in DCE at 85 °C was added dichloro(5-chloro-2-isopropoxybenzylidene)(1,3-dimethylimidazolidin-2-ylidene)ruthenium (Zhan ruthenium metathesis catalyst RC-301, 0.15 eq) and the resulting reaction mixture was stirred at 85 °C for 2 h. The volatiles were then removed under reduced pressure and the residue was purified by SiO₂

gel chromatography (PE / EtOAc = 1/1) to give the title compound as a mixture of *E*- and *Z*-olefins as a pale brown glass. MS (ES⁺) C₂₇H₃₀N₄O₄S requires: 506, found: 507 (M+H⁺).

Step 6: Methyl (3*R*,5*S*,8*S*)-8-isopropyl-7-oxo-2-oxa-11-thia-6,9,24,27-tetraazapentacyclo
[16.6.2.1^{3,6}.1^{10,13}.0^{21,25}]octacos-1(24),10(27),12,18,20,22,25-heptaene-5-carboxylate

To a solution of olefin from Step 5 in MeOH / EtOAc (1/1 v/v) was added 10% Pd/C (10% w/w) and the resulting reaction mixture was stirred at RT under an atmosphere of H₂ for 2 h. The catalyst was filtered off, replaced with a fresh aliquot (10 mg) and the reaction mixture was stirred in the above conditions for a further period of time. The process was repeated as previously described until complete conversion to product was observed (typically 36 h, 3 fresh aliquots of catalyst). After filtering off the catalyst, the volatiles were removed under reduced pressure to give the title compound as a pale brown oil. MS (ES⁺) C₂₇H₃₂N₄O₄S requires: 508, found: 509 (M+H⁺).

Step 7: (3*R*,5*S*,8*S*)-*N*-((1*R*,2*S*)-1-{[(cyclopropylsulfonyl)amino]carbonyl}-2-vinylcyclopropyl)-8-
isopropyl-7-oxo-2-oxa-11-thia-6,9,24,27-tetraazapentacyclo[16.6.2.1^{3,6}.1^{10,13}.0^{21,25}]octacos-
1(24),10(27),12,18,20,22,25-heptaene-5-carboxamide

To a solution of ester from Step 6 in THF/H₂O (1/1 v/v) was added LiOH (10 eq). The resulting reaction mixture was stirred at RT for 2 h and then treated with 1N aq. HCl until pH= 2 was reached. The volatiles were removed under reduced pressure, the residue was azeotroped with toluene several times to give the desired acid as intermediate [MS(ES⁺) C₂₆H₃₀N₄O₄S requires: 494, found: 495 (M+H⁺)]. The crude acid was then dissolved in DMF and to this solution was added (1*R*,2*R*)-1-amino-*N*-(cyclopropylsulfonyl)-2-vinylcyclopropanecarboxamide hydrochloride (prepared as described in WO 03/099274, 1.09 eq) followed by ⁱPr₂NEt (3.5 eq) and TBTU (1.09 eq). The resulting reaction mixture was stirred for 12 h at RT and purified directly by reverse phase HPLC to give the title compound as an off white solid. ¹H NMR (300 MHz, DMSO-d₆) δ 10.69 (s, 1H), 8.85 (s, 1H), 8.01 (d, *J* 6.0, 1H), 7.95 (bs, 1H), 7.87 (d, *J* 8.4, 1H), 7.65 (d, *J* 8.4, 1H), 7.43 (d, *J* 5.7, 1H), 6.53 (bs, 1H), 6.01 (bs, 1H), 5.62 (m, 1H), 5.25 (d, *J* 18.3, 1H), 5.13 (d, *J* 11.7, 1H), 4.87 (m, 1H), 4.46 (m, 1H), 4.30 (m, 1H), 3.99 (dd, *J* 11.4, 3.0, 1H), 2.99-2.89 (m, 2H), 2.75-2.45 (m, 4H), 2.39-2.12 (m, 3H), 1.77-1.56 (m, 5H), 1.33 (dd, *J* 9.3, 5.3, 1H), 1.14-1.07 (m, 7H), 0.98 (d, *J* 6.9, 3H); MS (ES⁺) C₃₅H₄₃N₆O₆S₂ requires: 706, found: 707 (M+H⁺).

EXAMPLE 2 (Table 1, Entry 17)

(3*R*,5*S*,8*S*,16*E*)-*N*-((1*R*,2*S*)-1-{[(cyclopropylsulfonyl)amino]carbonyl}-2-vinylcyclopropyl)-8-
isopropyl-14,14-dimethyl-7-oxo-2-oxa-11-thia-6,9,24,27-tetraazapentacyclo
[16.6.2.1^{3,6}.1^{10,13}.0^{21,25}]octacos-1(24),10(27),12,16,18,20,22,25-octaene-5-carboxamide

Step 1: Methyl *N*-[4-(1,1-dimethylbut-3-en-1-yl)-1,3-thiazol-2-yl]-*L*-valyl-(4*R*)-4-[(7-vinylisoquinolin-1-yl)oxy]-*L*-prolinate

The title compound was prepared according to the procedure described for Example 1, Step 4, using Intermediate 4 in place of Intermediate 3. MS (ES⁺) C₃₁H₃₈N₄O₄S requires: 562, found: 563 (M+H⁺).

Step 2: Methyl (3*R*,5*S*,8*S*,16*E*)-8-isopropyl-14,14-dimethyl-7-oxo-2-oxa-11-thia-6,9,24,27-tetraazapentacyclo[16.6.2.1^{3,6}.1^{10,13}.0^{21,25}]octacos-1(24),10(27),12,16,18,20,22,25-octaene-5-carboxylate

The title compound was prepared using olefin from Step 1, according to the procedure described for Example 1, Step 5. The crude product was purified by SiO₂ gel chromatography (gradient elution, PE / EtOAc= 1/1 to DCM / MeOH= 95/5). MS (ES⁺) C₂₉H₃₄ N₄O₄S requires: 534, found: 535 (M+H⁺).

Step 3: (3*R*, 5*S*, 8*S*, 16*E*)-*N*- ((1*R*, 2*S*)-1-{[(cyclopropylsulfonyl)amino]carbonyl}-2-vinylcyclopropyl)-8-isopropyl-14,14-dimethyl-7-oxo-2-oxa-11-thia-6,9,24,27-tetraazapentacyclo[16.6.2.1^{3,6}.1^{10,13}.0^{21,25}]octacos-1(24),10(27),12,16,18,20,22,25-octaene-5-carboxamide

The title compound was prepared using ester from Step 2, according to the procedure described for Example 1, Step 7. ¹H NMR (400 MHz, DMSO-d₆) δ 10.51 (s, 1H), 8.96 (s, 1H), 7.97 (d, *J* 6.1, 1H), 7.89 (bs, 1H), 7.84 (d, *J* 8.3, 1H), 7.64 (d, *J* 8.6, 1H), 7.39 (d, *J* 5.8, 1H), 6.46 (d, *J* 16.0, 1H), 6.34 (bs, 1H), 5.81-5.73 (m, 2H), 5.62 (m, 1H), 5.23 (d, *J* 17.9, 1H), 5.11 (d, *J* 10.4, 1H), 4.41 (d, *J* 11.1, 1H), 4.32 (dd, *J* 10.4, 7.3, 1H), 4.10-4.01 (m, 2H), 2.99 (m, 1H), 2.67-2.58 (m, 2H), 2.21-2.09 (m, 3H), 1.74 (dd, *J* 7.6, 5.3, 1H), 1.38 (s, 3H), 1.33-1.05 (m, 16H); MS (ES⁺) C₃₇H₄₄N₆O₇S₂ requires: 732, found: 733 (M+H⁺).

EXAMPLE 3 (Table 1, Entry 20)

(3*R*,5*S*,8*S*)-*N*- ((1*R*,2*S*)-1-{[(cyclopropylsulfonyl)amino]carbonyl}-2-vinylcyclopropyl)-8-isopropyl-14,14-dimethyl-7-oxo-2-oxa-11-thia-6,9,24,27-tetraazapentacyclo[16.6.2.1^{3,6}.1^{10,13}.0^{21,25}]octacos-1(24),10(27),12,18,20,22,25-heptaene-5-carboxamide

Step 1: Methyl (3*R*,5*S*,8*S*)-8-isopropyl-14,14-dimethyl-7-oxo-2-oxa-11-thia-6,9,24,27-tetraazapentacyclo[16.6.2.1^{3,6}.1^{10,13}.0^{21,25}]octacos-1(24),10(27),12,18,20,22,25-heptaene-5-carboxylate

The title compound was prepared using ester from Example 2, Step 2 according to the procedure described for Example 1, Step 6. MS (ES⁺) C₂₅H₃₃N₃O₅S requires: 536, found: 537 (M+H⁺).

Step 2: (3R,5S,8S)-N-((1R,2S)-1-[[cyclopropylsulfonyl]amino]carbonyl)-2-vinylcyclopropyl)-8-isopropyl-14,14-dimethyl-7-oxo-2-oxa-11-thia-6,9,24,27-tetraazapentacyclo[16.6.2.1^{3,6}.1^{10,13}.0^{21,25}]octacos-1(24),10(27),12,18,20,22,25-heptaene-5-carboxamide

The title compound was prepared using ester from Step 1, according to the procedure described for Example 1, Step 7. ¹H NMR (400 MHz, DMSO-d₆) δ 10.67 (s, 1H), 8.92 (s, 1H), 7.99 (d, *J* 5.8, 1H), 7.83 (d, *J* 8.3, 1H), 7.61 (d, *J* 8.3, 1H), 7.42 (d, *J* 5.86, 1H), 6.26 (bs, 1H), 5.93 (bs, 1H), 5.63 (m, 1H), 5.26 (d, *J* 16.9, 1H), 5.13 (d, *J* 10.1, 1H), 4.43 (m, 1H), 4.20 (d, *J* 11.9, 1H), 4.01 (d, *J* 9.8, 1H), 2.97 (m, 1H), 2.75 (m, 2H), 2.62 (m, 1H), 2.27-2.12 (m, 4H), 1.76 (m, 2H), 1.54 (m, 1H), 1.42-1.35 (m, 3H), 1.26 (s, 3H), 1.14-1.02 (m, 12H), 0.97 (d, *J* 6.6, 3H); MS (ES⁺) C₃₇H₄₆N₆O₆S₂ requires: 734, found: 735 (M+H⁺).

EXAMPLE 4 (Table 1, Entry 11)

(1R,12E,22S,25S)-22-cyclohexyl-N-((1R,2S)-1-[[cyclopropylsulfonyl]amino]carbonyl)-2-vinylcyclopropyl)-3,23-dioxo-2-oxa-19-thia-4,21,24,28-tetraazapentacyclo[22.2.1.1^{4,7}.1^{17,20}.0^{6,11}]nonacos-6,8,10,12,17,20(28)-hexaene-25-carboxamide

Step 1: (3R,5S)-1-[(2S)-2-[(*tert*-butoxycarbonyl)amino]-2-cyclohexylacetyl]-5-(methoxycarbonyl)pyrrolidin-3-yl-4-vinyl-1,3-dihydro-2H-isoindole-2-carboxylate

The title compound was prepared according to the procedure described for Step 1, Example 1, using Intermediate 7 in place of Intermediate 1 and Boc-Chg in place of Boc-Val. MS (ES⁺) C₃₀H₄₁N₃O₇ requires: 555, found: 556 (M+H⁺).

Step 2: (3R,5S)-1-[(2S)-2-amino-2-cyclohexylacetyl]-5-(methoxycarbonyl)pyrrolidin-3-yl-4-vinyl-1,3-dihydro-2H-isoindole-2-carboxylate hydrochloride

The title compound was prepared using carbamate from Step 1, according to the procedure described for Example 1, Step 2. MS (ES⁺) C₂₅H₃₃N₃O₅S requires: 455, found: 456 (M+H⁺).

Step 3: (3R,5S)-1-[(2S)-2-[(aminocarbonothioyl)amino]-2-cyclohexylacetyl]-5-(methoxycarbonyl)pyrrolidin-3-yl-4-vinyl-1,3-dihydro-2H-isoindole-2-carboxylate

The title compound was prepared using hydrochloride from Step 2, according to the procedure described for Example 1, Step 3. MS (ES⁺) C₂₆H₃₄N₄O₅S requires: 514, found: 515 (M+H⁺).

Step 4: (3R,5S)-1-[(2S)-2-cyclohexyl-2-[(4-pent-4-en-1-yl-1,3-thiazol-2-yl)amino]acetyl]-5-(methoxycarbonyl)pyrrolidin-3-yl-4-vinyl-1,3-dihydro-2H-isoindole-2-carboxylate

The title compound was prepared using thiourea from Step 3 and Intermediate 5 in place of Intermediate 3, according to the procedure described for Example 1, Step 4. MS (ES⁺) C₃₃H₄₂N₄O₅S requires: 606, found: 607 (M+H⁺).

Step 5: methyl (1R,12E,22S,25S)-22-cyclohexyl-3,23-dioxo-2-oxa-19-thia-4,21,24,28-tetraazapentacyclo[22.2.1.1^{4,7}.1^{17,20}.0^{6,11}]nonacos-6,8,10,12,17,20(28)-hexaene-25-carboxylate

The title compound was prepared using olefin from Step 4, according to the procedure described for Example 1, Step 5. MS (ES⁺) C₃₁H₃₈N₄O₅S requires: 578, found: 579 (M+H⁺).

Step 6: (1R,12E,22S,25S)-22-cyclohexyl-N-((1R,2S)-1-[(cyclopropylsulfonyl)amino]carbonyl)-2-vinylcyclopropyl)-3,23-dioxo-2-oxa-19-thia-4,21,24,28-tetraazapentacyclo[22.2.1.1^{4,7}.1^{17,20}.0^{6,11}]nonacos-6,8,10,12,17,20(28)-hexaene-25-carboxamide

The title compound was prepared using ester from Step 5, according to the procedure described for Example 1, Step 7. ¹H NMR (400 MHz, DMSO-d₆) δ 10.64 (s, 1H), 8.80(s, 1H), 7.32-7.20 (m, 3H), 6.40 (bs, 1H), 6.36 (d, *J* 16.2, 1H), 6.05 (m, 1H), 5.6 (m, 1H), 5.3 (bs, 1H), 5.23 (d, *J* 16.9, 1H), 5.11 (d, *J* 11.1, 1H), 4.79 (d, *J* 14.6, 1H), 4.65 (m, 4H), 4.29 (t, *J* 8.6, 1H), 4.16 (m, 1H), 3.97 (m, 1H), 2.9 (m, 1H), 2.66-2.36 (m, 4H), 2.35-2.09 (m, 9H), 1.90-1.59 (m, 7H) 1.34-0.99 (m, 7H); MS (ES⁺) C₃₉H₄₈N₆O₇S₂ requires: 776, found: 777.0 (M+H⁺).

EXAMPLE 5 (Table 1, Entry 12)

(1R,22S,25S)-22-cyclohexyl-N-((1R,2S)-1-[(cyclopropylsulfonyl)amino]carbonyl)-2-vinylcyclopropyl)-3,23-dioxo-2-oxa-19-thia-4,21,24,28-

tetraazapentacyclo[22.2.1.1^{4,7}.1^{17,20}.0^{6,11}]nonacos-6,8,10,17,20(28)-pentaene-25-carboxamide

Step 1: methyl (1R,22S,25S)-22-cyclohexyl-3,23-dioxo-2-oxa-19-thia-4,21,24,28-tetraazapentacyclo[22.2.1.1^{4,7}.1^{17,20}.0^{6,11}]nonacos-6,8,10,17,20(28)-pentaene-25-carboxylate

The title compound was prepared using ester from Example 4, Step 5 according to the procedure described for Example 1, Step 6. MS (ES⁺) C₃₁H₄₀N₄O₅S requires: 497, found: 581 (M+H⁺).

Step 2: (1R,22S,25S)-22-cyclohexyl-N-((1R,2S)-1-[(cyclopropylsulfonyl)amino]carbonyl)-2-vinylcyclopropyl)-3,23-dioxo-2-oxa-19-thia-4,21,24,28-

tetraazapentacyclo[22.2.1.1^{4,7}.1^{17,20}.0^{6,11}]nonacos-6,8,10,17,20(28)-pentaene-25-carboxamide

The title compound was prepared using ester from Step 1, according to the procedure described for Example 1, Step 7. MS (ES⁺) C₃₉H₅₀N₆O₇S₂ requires: 778, found: 779 (M+H⁺). ¹H NMR (400 MHz, CDCl₃) δ 10.55 (bs, 1H), 7.23 (d, *J* 7.6, 1H), 7.11 (d, *J* 7.3, 1H), 7.05 (d, *J* 7.3, 1H), 5.88 (bs, 1H), 5.77 (bs, 1H), 5.57 (s, 1H), 5.26 (d, *J* 16.9, 1H), 5.13 (d, *J* 10.9, 1H), 4.74 (m, 2H), 4.46 (m, 3H), 4.22 (bs, 1H), 3.88, (d, *J* 10.1, 1H), 2.91 (m, 1H), 2.58 – 2.03 (m, 10H), 1.83 – 1.58 (m, 9H), 1.44 – 1.03 (m, 14H); MS (ES⁺) C₃₉H₅₀N₆O₇S₂ requires: 778, found: 779 (M+H⁺).

EXAMPLE 6 (Table 1, Entry 16)

(1R,12E,22S,25S)-22-cyclohexyl-N-((1R,2S)-1-[(cyclopropylsulfonyl)amino]carbonyl)-2-ethylcyclopropyl)-3,23-dioxo-2-oxa-19-thia-4,21,24,28-tetraazapentacyclo[22.2.1.1^{4,7}.1^{17,20}.0^{6,11}]nonacos-6,8,10,12,17,20(28)-hexaene-25-carboxamide

5 The title compound was prepared according to the procedure described for Example 4, Step 6, using Intermediate **2** in place of (1R,2R)-1-amino-N-(cyclopropylsulfonyl)-2-vinylcyclopropanecarboxamide hydrochloride. ¹H NMR (400 MHz, DMSO-d₆) δ 10.60 (s, 1H), 8.76 (s, 1H), 7.34-7.25 (m, 3H), 6.43-6.39 (m, 2H), 6.07 (m, 1H), 5.33 (bs, 1H), 4.84-4.62 (m, 5H), 4.32 (bt, *J* 8.3, 1H), 4.18 (d, *J* 11.4, 1H), 4.02 (dd, *J* 11.0, 3.7, 1H), 2.99 (m, 1H), 2.67-
10 2.15 (m, 7H), 1.87-1.67 (m, 8H), 1.55 (m, 1H), 1.44-1.07 (m, 13H), 0.93 (t, *J* 7.1, 3H); MS (ES⁺) C₃₉H₅₀N₆O₇ requires: 778, found: 779 (M+H⁺).

EXAMPLE 7 (Table 1, Entry 14)

(1R,12E,22S,25S)-N-((1R,2S)-1-[(cyclopropylsulfonyl)amino]carbonyl)-2-ethenylcyclopropyl)-22-[(1S)-1-methylpropyl]-3,23-dioxo-2-oxa-19-thia-4,21,24,28-tetraazapentacyclo[22.2.1.1^{4,7}.1^{17,20}.0^{6,11}]nonacos-6,8,10,12,17,20(28)-hexaene-25-carboxamide

Step 1: methyl N-(tert-butoxycarbonyl)-L-isoleucyl-(4R)-4-[(4-vinyl-1,3-dihydro-2H-isoindol-2-yl)carbonyl]oxy}-L-prolinate
20 The title compound was prepared according to the procedure described for Step 1, Example 4, using Boc-Ile in place of Boc-Chg. MS (ES⁺) C₂₈H₃₉N₃O₇ requires: 529, found: 530 (M+H⁺).

Step 2: methyl L-isoleucyl-(4R)-4-[(4-vinyl-1,3-dihydro-2H-isoindol-2-yl)carbonyl]oxy}-L-prolinate hydrochloride

25 The title compound was prepared using carbamate from Step 1, according to the procedure described for Example 1, Step 2. MS (ES⁺) C₂₃H₃₁N₃O₅ requires: 429, found: 430 (M+H⁺).

Step 3: N-(aminocarbonothioyl)-L-isoleucyl-(4R)-4-[(4-vinyl-1,3-dihydro-2H-isoindol-2-yl)carbonyl]oxy}-L-prolinate

30 The title compound was prepared using hydrochloride from Step 2, according to the procedure described for Example 1, Step 3. MS (ES⁺) C₂₄H₃₂N₄O₅S requires: 488, found: 489 (M+H⁺).

Step 4: methyl N-(4-pent-4-en-1,3-thiazol-2-yl)-L-isoleucyl-(4R)-4-[(4-vinyl-1,3-dihydro-2H-isoindol-2-yl)carbonyl]oxy}-L-prolinate

35 The title compound was prepared using thiourea from Step 3 and Intermediate **5** in place of Intermediate **3**, according to the procedure described for Example 1, Step 4. MS (ES⁺) C₃₁H₄₀N₄O₅S requires: 580, found: 581 (M+H⁺).

Step 5: methyl (1R,12E,22S,25S)-22-sec-butyl-3,23-dioxo-2-oxa-19-thia-4,21,24,28-tetraazapentacyclo[22.2.1.1^{4,7}.1^{17,20}.0^{6,11}]nonacos-6,8,10,12,17,20(28)-hexaene-25-carboxylate

The title compound was prepared using olefin from Step 4, according to the procedure described for Example 1, Step 5. MS (ES⁺) C₂₉H₃₆N₄O₅S requires: 552, found: 553 (M+H⁺).

Step 6: (1R,12E,22S,25S)-N-((1R,2S)-1-{[(cyclopropylsulfonyl)amino]carbonyl}-2-ethenylcyclopropyl)-22-[(1S)-1-methylpropyl]-3,23-dioxo-2-oxa-19-thia-4,21,24,28-tetraazapentacyclo[22.2.1.1^{4,7}.1^{17,20}.0^{6,11}]nonacos-6,8,10,12,17,20(28)-hexaene-25-carboxamide

The title compound was prepared using ester from Step 5, according to the procedure described for Example 1, Step 7. ¹H NMR (400 MHz, DMSO-d₆) δ 10.63 (s, 1H), 8.86(s, 1H), 7.34-7.25 (m, 3H), 6.43-6.39 (m, 2H), 6.07 (m, 1H), 5.64 (m, 1H), 5.32 (bs, 1H), 5.27 (d, *J* 16.9, 1H), 5.14 (d, *J* 11.4, 1H), 4.83 (bd, *J* 14.6, 1H), 4.75-4.62 (m, 4H), 4.33 (t, *J* 8.3, 1H), 4.20 (d, *J* 11.1, 1H), 4.02 (bd, *J* 8.1, 1H), 2.97 (m, 1H), 2.66-2.15 (m, 9H), 1.96-1.74 (m, 4H), 1.53 (m, 1H), 1.35 (dd, *J* 9.2, 4.9, 1H), 1.22 (m, 1H), 1.13-1.03 (m, 7H), 0.90 (t, *J* 7.33, 3H); MS (ES⁺) C₃₇H₄₆N₆O₇S₂ requires: 750, found: 751 (M+H⁺).

EXAMPLE 8 (Table 2, Entry 1)

(3R,5S,8S)-N-((1R,2S)-1-{[(cyclopropylsulfonyl)amino]carbonyl}-2-vinylcyclopropyl)-8-isopropyl-7-oxo-2,27-dioxa-6,9,11,12,24-pentazapentacyclo[16.6.2.1^{3,6}.1^{10,13}.0^{21,25}]octacos-1(24),10,12,18,20,22,25-heptaene-5-carboxamide

Step 1: tert-butyl 2-pent-4-enoylhydrazinecarboxylate

To a solution of pent-4-enoic acid 0.1 M in DCM, tert-butyl carbazate (2 eq) was added followed by 1-(3-dimethylaminopropyl)-3-ethylcarbodiimide hydrochloride (1.02 eq) and the mixture was allowed to stir at RT overnight. DCM was added and the organic solution was washed sequentially with saturated aq. NaHCO₃ followed by saturated aq. NaCl and then dried over Na₂SO₄. Removal of the solvent *in vacuo* yielded the title compound as colorless oil. This material was used in the next step without further purification. ¹H NMR (300 MHz, DMSO-d₆) δ: 7.33 (bs, 1H), 6.51 (bs, 1H), 5.88-5.75 (m, 1H), 5.10-4.99 (m, 2H), 2.43-2.38 (m, 2H), 2.32 (t, *J* 6.8, 2H), 2.03 (s, 9H).

Step 2: pent-4-enohydrazide

tert-Butyl 2-pent-4-enoylhydrazinecarboxylate (from Step 1) was cooled to 0°C and trifluoroacetic acid was added through a dropping funnel. The mixture was allowed to warm to RT over 1 h. NaHCO₃ was added to the mixture until it reached pH 7. The product was extracted with DCM, the organic layer was dried over Na₂SO₄, and the solvent removed *in vacuo*

yielding title compound as a pale yellow oil. ^1H NMR (400 MHz, DMSO- d_6) δ : 8.95 (bs, 1H), 5.84-5.74 (m, 1H), 5.04 (dd, J 17, 1.6, 1H), 4.97 (d, J 10, 1 H), 4.26 (bs, 2H), 2.45-2.23 (m, 2H), 2.12-2.08 (m, 2H).

5 Step 3: methyl *N*-[(2-pent-4-enoylhydrazino)carbonyl]-L-valinate

To a 1.6 M solution of pent-4-enohydrazide (from Step 2) in dioxane, 1 eq. of methyl *N*-(oxomethylene)-L-valinate, (prepared as described in J. Het. Chem 1990, 739) was added. After stirring at RT for 3h, volatiles were removed *in vacuo*, to obtain the title compound. ^1H NMR (400 MHz, DMSO- d_6) δ : 9.55 (d, J 2.1, 1H), 7.86 (d, J 2.2, 1H), 6.48 (d, J 8.1, 1H), 5.86-5.76 (m, 1H), 5.04 (dd, J 17.2, 1.5, 1H), 4.96 (d, J 18.2, 10.3, 1H), 4.09 (dd, J 8.7, 5.7, 1H), 3.64 (s, 3H), 2.32-2.24 (m, 2H), 2.22-2.15 (m, 2H), 2.08-1.90 (m, 1H), 0.94 (d, J 3.9, 3 H), 0.92 (d, J 3.9, 3 H). MS (ES^+) $\text{C}_{12}\text{H}_{21}\text{N}_3\text{O}_4$ requires: 271 found: 272 ($\text{M}+\text{H}^+$).

15 Step 4: methyl *N*-(5-but-3-en-1-yl-1,3,4-oxadiazol-2-yl)-L-valinate

Methyl *N*-[(2-pent-4-enoylhydrazino)carbonyl]-L-valinate (from Step 3) was heated at 80 °C for 2 h in POCl_3 (0.1 M solution). The mixture was cooled at 0 °C and water was carefully added. Solid NaHCO_3 was added until the mixture reached pH 7, then the mixture was extracted with EtOAc and the organic layer dried over Na_2SO_4 to obtain a pale yellow oil. ^1H NMR (400 MHz, DMSO- d_6) δ : 8.42 (d, J 15.7, 1H), 5.88-5.78 (m, 1H), 5.08 (d, J 17.2, 1H), 5.01 (d, J 10.3, 1H), 4.04 (dd, J 7.1, 14.2, 1H), 3.64 (s, 3H), 2.75 (t, J 7.3, 2H), 2.39 (m, 2H), 2.13-2.06 (m, 1H), 0.94 (d, J 3.9, 3H), 0.92 (d, J 3.9, 3H). MS (ES^+) $\text{C}_{12}\text{H}_{19}\text{N}_3\text{O}_3$ requires: 253 found: 254 ($\text{M}+\text{H}^+$).

25 Step 5: *N*-(5-but-3-en-1-yl-1,3,4-oxadiazol-2-yl)-L-valine

To a 0.18 M solution of methyl *N*-(5-but-3-en-1-yl-1,3,4-oxadiazol-2-yl)-L-valinate (from Step 4) in $\text{H}_2\text{O}/\text{THF}$ (1/1 v/v), LiOH (2 eq.) was added at RT. The resulting reaction mixture was stirred for 1 h at RT and then treated with HCl 1N until pH = 2 was reached. The aqueous phase was extracted with EtOAc and the organic layer dried over Na_2SO_4 to obtain a pale yellow solid. MS (ES^+) $\text{C}_{11}\text{H}_{17}\text{N}_3\text{O}_3$ requires: 239 found: 240 ($\text{M}+\text{H}^+$).

30 Step 6: methyl *N*-(5-but-3-en-1-yl-1,3,4-oxadiazol-2-yl)-L-valyl-4-[(7-vinylisoquinolin-1-yl)oxy]-L-prolinate

To a solution of intermediate 1 in DMF was added *N*-(5-but-3-en-1-yl-1,3,4-oxadiazol-2-yl)-L-valine (from Step 5, 1.05 eq), followed by $i\text{Pr}_2\text{NEt}$ (3.5 eq) and TBTU (1.05 eq). The resulting reaction mixture was stirred for 12 h at RT and partitioned between EtOAc and brine. The organic layer was dried (Na_2SO_4) and concentrated under reduced pressure. The residue was purified by SiO_2 gel chromatography (Hex/EtOAc = 1/1) to give the title compound as a colourless oil. MS (ES^+) $\text{C}_{28}\text{H}_{33}\text{N}_5\text{O}_5$ requires: 519, found: 520 ($\text{M}+\text{H}^+$).

Step 7: methyl (3*R*,5*S*,8*S*,16*E* or *Z*)-8-isopropyl-7-oxo-2,27-dioxa-6,9,11,12,24-pentaazapentacyclo[16.6.2.1^{3,6}.1^{10,13}.0^{21,25}]octacos-1(24),10,12,16,18,20,22,25-octaene-5-carboxylate

5 To a 0.01 M solution of olefin methyl *N*-(5-but-3-en-1-yl-1,3,4-oxadiazol-2-yl)-*L*-valyl-4-[(7-vinylisoquinolin-1-yl)oxy]-*L*-prolinate (from Step 6) in DCE at 85 °C was added dichloro(5-chloro-2-isopropoxybenzylidene)(1,3-dimethylimidazolidin-2-ylidene)ruthenium (Zhan ruthenium metathesis catalyst RC-301, 0.15 eq) and the resulting reaction mixture was stirred at 85 °C for 2 h. The volatiles were then removed under reduced pressure and the residue was purified by SiO₂ gel chromatography (PE/EtOAc = 3/7) to give the title compound as a mixture of *E*- and *Z*- isomers as a pale yellow oil. MS (ES⁺) C₂₆H₂₉N₅O₅ requires: 491, found: 492 (M+H⁺).

Step 8: methyl (3*R*,5*S*,8*S*)-8-isopropyl-7-oxo-2,27-dioxa-11-thia-6,9,11,12,24-pentaazapentacyclo[16.6.2.1^{3,6}.1^{10,13}.0^{21,25}]octacos-1(24),10,12,18,20,22,25-heptaene-5-carboxylate

15 To a solution of methyl (3*R*,5*S*,8*S*,16*E* or *Z*)-8-isopropyl-7-oxo-2,27-dioxa-6,9,11,12,24-pentaazapentacyclo[16.6.2.1^{3,6}.1^{10,13}.0^{21,25}]octacos-1(24),10,12,16,18,20,22,25-octaene-5-carboxylate (from Step 7) in EtOH was added 10% Pd/C (10% w/w) and the resulting reaction mixture was stirred at RT under an atmosphere of H₂ for 2 h. The catalyst was filtered off and volatiles were removed under reduced pressure to give the title compound as a colorless oil. MS (ES⁺) C₂₆H₃₁N₅O₅ requires: 493, found: 494 (M+H⁺).

Step 9: (3*R*,5*S*,8*S*)-8-isopropyl-7-oxo-2,27-dioxa-6,9,11,12,24-pentaazapentacyclo[16.6.2.1^{3,6}.1^{10,13}.0^{21,25}]octacos-1(24),10,12,18,20,22,25-heptaene-5-carboxylic acid

25 To a solution of methyl (3*R*,5*S*,8*S*)-8-isopropyl-7-oxo-2,27-dioxa-11-thia-6,9,11,12,24-pentaazapentacyclo[16.6.2.1^{3,6}.1^{10,13}.0^{21,25}]octacos-1(24), 10, 12, 18, 20, 22, 25-heptaene-5-carboxylate (from Step 8) in THF/H₂O (1/1 v/v) was added LiOH (4 eq). The resulting reaction mixture was stirred at RT for 2 h and then treated with 1N aq. HCl until pH= 2 was reached. Aqueous phase extracted with EtOAc and the organic layer dried over Na₂SO₄ to obtain a white solid. MS (ES⁺) C₂₅H₂₉N₅O₅ requires: 479, found: 480 (M+H⁺).

Step 10: (3*R*,5*S*,8*S*)-*N*-((1*R*,2*S*)-1-[(cyclopropylsulfonyl)amino]carbonyl)-2-vinylcyclopropyl)-8-isopropyl-7-oxo-2,27-dioxa-6,9,11,12,24-pentazapentacyclo[16.6.2.1^{3,6}.1^{10,13}.0^{21,25}]octacos-1(24),10,12,18,20,22,25-heptaene-5-carboxamide

35 (3*R*,5*S*,8*S*)-8-isopropyl-7-oxo-2,27-dioxa-6,9,11,12,24-pentaazapentacyclo[16.6.2.1^{3,6}.1^{10,13}.0^{21,25}]octacos-1(24),10,12,18,20,22,25-heptaene-5-carboxylic acid (from Step 9) was dissolved in DMF and to this solution was added (1*R*,2*R*)-1-amino-*N*-

(cyclopropylsulfonyl)-2-vinylcyclopropanecarboxamide hydrochloride (prepared as described in WO 03/09927, 1.09 eq) followed by i Pr₂NEt (3.5 eq) and TBTU (1.09 eq). The resulting reaction mixture was stirred for 12 h at RT and purified directly by reverse phase HPLC to give the title compound as an off white solid. ¹H NMR (400 MHz, DMSO-d₆) δ 10.34 (s, 1H), 8.93 (s, 1H), 7.97-7.92 (m, 2H), 7.78 (d, *J* 8.3, 1H), 7.68 (s, 1H), 7.60 (d, *J* 8.3, 1H), 7.36 (d, *J* 5.7, 1H), 5.76 (bs, 1H), 5.62-5.56 (m, 1H), 5.21 (d, *J* 17.1, 1H), 5.08 (d, *J* 10.7, 1H), 4.90 (d, *J* 11.3, 1H), 4.25-4.16 (m, 2H), 3.97 (d, *J* 8.6, 1H), 2.96-2.89 (m, 4H), 2.86-2.58 (m, 2H), 2.19-2.07 (m, 3H), 1.75-1.62 (m, 5H), 1.42-1.40 (m, 1H), 1.29 (m, 1H), 1.10-1.05 (m, 3H), 1.01 (d, *J* 6.6, 3H), 0.96 (d, *J* 6.6, 3 H). MS (ES⁺) C₃₄H₄₁N₇O₇S requires: 691, found: 692 (M+H⁺).

10

EXAMPLE 9, (Table 1, Entry 3)

(3*R*,5*S*,8*S*)-N-((1*R*,2*S*)-1-{[(cyclopropylsulfonyl)amino]carbonyl}-2-ethenylcyclopropyl)-8-(1-methylethyl)-7-oxo-23-phenyl-2-oxa-11-thia-6,9,22,27-tetraazapentacyclo[16.6.2.1^{3,6}.1^{10,13}.0^{21,25}]octacos-1(24),10(27),12,18,20,22,25-heptaene-5-carboxamide

15 The title compound was prepared as described for Example 1, using in Step 1 methyl (2*S*,4*R*)-4-[(2-phenyl-6-vinylquinolin-4-yl)oxy]pyrrolidine-2-carboxylate hydrochloride (prepared as described in WO2006/119061) instead of Intermediate 1. MS (ES⁺) C₄₀H₄₇N₆O₆S₂ requires: 782, found: 783 (M+H⁺).

20 EXAMPLE 10 (Table 2, Entry 3)

(1*R*,22*S*,25*S*)-22-cyclohexyl-N-((1*R*,2*S*)-1-{[cyclopropylsulfonyl]amino]carbonyl}-2-ethenylcyclopropyl)-3,23-dioxo-2,28-dioxa-4,18,19,21,24-pentaazapentacyclo[22.1.1^{4,7}.1^{17,20}.0^{6,11}]nonacos-6,8,10,17,19-pentaene-25-carboxamide

25 The title compound was prepared as described for Example 8, using in Step 1 hex-5-enoic acid instead of pent-4-enoic acid and in Step 6 Intermediate 7 instead of Intermediate 1. MS (ES⁺) C₃₈H₄₉N₇O₈S requires: 763, found: 764 (M+H⁺).

EXAMPLE 11 (Table 2, Entry 4)

30 (1*R*,12*E*,22*S*,25*S*)-22-cyclohexyl-N-((1*R*,2*S*)-1-{[cyclopropylsulfonyl]amino]carbonyl}-2-ethenylcyclopropyl)-3,23-dioxo-2,28-dioxa-4,18,19,21,24-pentaazapentacyclo[22.1.1^{4,7}.1^{17,20}.0^{6,11}]nonacos-6,8,10,12,17,19-hexaene-25-carboxamide

The title compound was prepared as described for Example 8, using in Step 1 hex-5-enoic acid instead of pent-4-enoic acid and in Step 6 Intermediate 7 instead of Intermediate 1; the hydrogenation Step 8 described in Example 8 was not performed. MS (ES⁺) C₃₈H₄₇N₇O₈S
35 requires: 761, found: 762 (M+H⁺).

EXAMPLE 12 (Table 2, Entry 5)

(3R,5S,8S)-N-((1R,2S)-1-{[(cyclopropylsulfonyl)amino]carbonyl}-2-ethenylcyclopropyl)-23-iodo-8-isopropyl-7-oxo-2,28-dioxa-6,9,11,12,25-pentazapentacyclo [17.6.2.1^{3,6}.1^{10,13}.0^{21,26}]nonacosa-1(25),10,12,19,21,23,26-heptaene-5-carboxamide

5

Step 1: methyl (3R,5S,8S)-8-isopropyl-7-oxo-2,28-dioxa-6,9,11,12,25-pentaazapentacyclo [17.6.2.1^{3,6}.1^{10,13}.0^{22,26}]noncosa-1(25),10,12,19,21,23,26-heptaene-5-carboxylate

The title compound was prepared as described for Example 8, Steps 1-8, using in Step 1 hex-5-enoic acid instead of pent-4-enoic acid. MS (ES⁺) C₂₇H₃₃N₅O₅ requires: 507, found: 508

10 (M+H⁺).

Step 2: methyl (3R,5S,8S)-23-iodo-8-isopropyl-7-oxo-2,28-dioxa-6,9,11,12,25-pentaazapentacyclo[17.6.2.1^{3,6}.1^{10,13}.0^{22,26}]noncosa-1(25),10,12,19,21,23,26-heptaene-5-carboxylate

15 To a 0.3 M solution of methyl (3R,5S,8S)-8-isopropyl-7-oxo-2,28-dioxa-6,9,11,12,25-pentaazapentacyclo[17.6.2.1^{3,6}.1^{10,13}.0^{22,26}]noncosa-1(25),10,12,19,21,23,26-heptaene-5-carboxylate (from Step 1) in dry DCM was added triflic acid (2 eq) and N-iodosuccinimide (2 eq) and the mixture was stirred under N₂ for 16 h. An additional portion of N-iodosuccinimide (2 eq) was added and the reaction was stirred for additional 24 h. The reaction mixture was poured into

20 saturated NaHCO₃ and extracted with DCM (2x). The combined organic layers were washed with brine, dried over Na₂SO₄, filtered and concentrated. The resulting crude compound was purified on silica gel (20% to 40% EtOAc in PE) to yield the compound as a yellow solid. MS (ES⁺) C₂₇H₃₂IN₅O₅ requires: 633, found: 634 (M+H⁺).

25 Step 3: (3R,5S,8S)-23-iodo-8-isopropyl-7-oxo-2,28-dioxa-6,9,11,12,25-pentaazapentacyclo [17.6.2.1^{3,6}.1^{10,13}.0^{22,26}]nonacosa-1(25),10,12,19,21,23,26-heptaene-5-carboxylic acid

To a solution of methyl (3R,5S,8S)-23-iodo-8-isopropyl-7-oxo-2,28-dioxa-6,9,11,12,25-pentaazapentacyclo[17.6.2.1^{3,6}.1^{10,13}.0^{22,26}]noncosa-1(25),10,12,19,21,23,26-heptaene-5-carboxylate (from Step 2) in THF/H₂O (1/1 v/v) was added LiOH (4 eq). The resulting reaction

30 mixture was stirred at RT for 2 h and then treated with 1N aq. HCl until pH= 2 was reached. Aqueous phase extracted with EtOAc and organic layer dried over Na₂SO₄ to get a white solid. MS (ES⁺) C₂₆H₃₀IN₅O₅ requires: 619, found: 620 (M+H⁺).

Step 4: (3R,5S,8S)-N-((1R,2S)-1-{[(cyclopropylsulfonyl)amino]carbonyl}-2-ethenylcyclopropyl)-23-iodo-8-isopropyl-7-oxo-2,28-dioxa-6,9,11,12,25-pentazapentacyclo[17.6.2.1^{3,6}.1^{10,13}.0^{21,26}]nonacosa-1(25),10,12,19,21,23,26-heptaene-5-carboxamide

35

(3*R*,5*S*,8*S*)-23-Iodo-8-isopropyl-7-oxo-2,28-dioxa-6,9,11,12,25-pentaazapentacyclo
 [17.6.2.1^{3,6}.1^{10,13}.0^{22,26}]noncosa-1(25),10,12,19,21,23,26-heptaene-5-carboxylic acid (from Step
 3) was dissolved in DMF and to this solution was added Intermediate 2 (1.09 eq) followed by
ⁱPr₂NEt (3.5 eq) and TBTU (1.09 eq). The resulting reaction mixture was stirred 12 h at RT and
 5 purified by reverse phase HPLC to give the title compound as an off-white solid. ¹H NMR (600
 MHz, DMSO-d₆) δ 10.364 (s, 1H), 8.96 (s, 1H), 8.36 (s, 1H), 8.00 (d, *J* 9.1, 1H), 7.80 (d, *J* 8.4,
 1H), 7.74 (d, *J* 10.8, 1H), 7.73 (s, 1H), 5.80 (s, 1H), 5.61 (m, 1H), 5.21 (d, *J* 17.7, 1H), 5.08 (d, *J*
 11.8, 1H), 4.95 (d, *J* 11.6, 1H), 4.24 (dd, *J* 11.0, 6.7, 1H), 4.05 (t, *J* 9.6, 1H), 4.0 (dd, *J* 11.6,
 3.5, 1H), 2.96-2.89 (m, 2H), 2.72 (m, 1H), 2.62 (m, 1H), 2.55-2.49 (m, 2H), 2.19-2.08 (m, 3H),
 10 1.80 (m, 1H), 1.73-1.64 (m, 3H), 1.59 (m, 1H), 1.44-1.39 (m, 2H), 1.28 (dd, *J* 9.4, 5.1, 1H), 1.10-
 1.03 (m, 4H), 1.00 (d, *J* 6.7, 3H), 0.96 (d, *J* 6.7, 3H). MS (ES⁺) C₃₅H₄₂IN₇O₇S requires: 831,
 found: 832 (M+H⁺).

EXAMPLE 13 (Table 3, Entry 10)

15 (3*R*,5*S*,8*S*,16*E*)-8-cyclohexyl-N-((1*R*,2*S*)-1-{[(cyclopropylsulfonyl)amino]carbonyl}-2-
 vinylcyclopropyl)-19-methoxy-14,14-dimethyl-7-oxo-23-phenyl-2-oxa-11-thia-6,9,22,27-
 tetraazapentacyclo[16.6.2.13,5.110,13.021,25]octacos-1(24),10(27),12,16,18,20,22,25-octaene-
 5-carboxamide

The title compound was prepared as described for Example 2, employing in Step 1 methyl
 20 (2*S*,4*R*)-4-[(7-methoxy-2-phenyl-6-vinylquinolin-4-yl)oxy]-pyrrolidine-2-carboxylate
 hydrochloride (prepared as described in WO2006/119061) instead of Intermediate 1, and Boc-
 (L)-cyclohexylglycine instead of Boc-(L)-Val. ¹H NMR (400 MHz, DMSO-d₆) δ 10.56 (s, 1H),
 8.94 (s, 1H), 8.18 (d, *J* 5.8, 2H), 7.86 (s, 1H), 7.82-7.73 (m, 4H), 7.67 (s, 1H), 6.72 (d, *J* 16.4,
 1H), 6.48 (s, 1H), 5.97 (bs, 1H), 5.84 (m, 1H), 5.61 (m, 1H), 5.23 (d, *J* 16.9, 1H), 5.13 (d, *J*
 25 10.1, 1H), 4.54 (d, *J* 12.6, 1H), 4.31 (m, 1H), 4.20 (d, *J* 10.6, 1H), 4.06 (s, 3H), 2.98 (m, 1H),
 2.74 (m, 2H), 2.62 (m, 2H), 2.39-2.26 (m, 2H), 2.14-1.58 (m, 7H), 1.40 (s, 3H), 1.35-1.00 (m,
 14H); MS (ES⁺) C₄₇H₅₄N₆O₇S₂ requires: 879, found: 880 (M+H⁺).

EXAMPLE 14 (Table 3, Entry 11)

30 (3*R*,5*S*,8*S*,16*E*)-8-cyclohexyl-N-((1*R*,2*S*)-1-{[(cyclopropylsulfonyl)amino]carbonyl}-2-
 vinylcyclopropyl)-19-methoxy-14,14-dimethyl-7-oxo-2-oxa-11-thia-6,9,24,27-
 tetraazapentacyclo[16.6.2.13,5.110,13.021,25]octacos-1(24),10(27),12,16,18,20,22,25-octaene-
 5-carboxamide

The title compound was prepared as described for Example 13, employing in Step 1 methyl
 35 (2*S*,4*R*)-4-[(6-methoxy-7-vinylisoquinolin-1-yl)oxy]-pyrrolidine-2-carboxylate hydrochloride
 (prepared as described in WO2006/119061) instead of methyl (2*S*,4*R*)-4-[(7-methoxy-2-phenyl-6-
 vinylquinolin-4-yl)oxy]-pyrrolidine-2-carboxylate hydrochloride. ¹H NMR (400 MHz, DMSO-d₆)

δ 10.50 (s, 1H), 8.93 (s, 1H), 7.91 (d, J 5.8, 1H), 7.78 (s, 1H), 7.31 (bs, 3H), 6.66 (d, J 16.4, 1H), 6.33 (s, 1H), 5.65 (m, 3H), 5.23 (d, J 17.4, 1H), 5.11 (d, J 10.6, 1H), 4.38 (d, J 12.4, 1H), 4.27 (m, 1H), 4.01 (m, 1H), 3.96 (s, 3H), 2.99 (m, 1H), 2.66 (m, 2H), 2.22-2.08 (m, 3H), 1.97-1.69 (m, 6H), 1.36 (s, 3H), 1.33-1.08 (m, 14H); MS (ES⁺) C₄₁H₅₀N₆O₇S₂ requires: 803, found: 804 (M+H⁺).

EXAMPLE 15 (Table 3, Entry 13)

(3R,5S,8S,16E)-8-cyclohexyl-N-((1R,2S)-1-[(cyclopropylsulfonyl)amino]carbonyl)-2-vinylcyclopropyl)-19,23-dimethoxy-14,14-dimethyl-7-oxo-2-oxa-11-thia-6,9,22,27-tetraazapentacyclo[16.6.2.13,5.110,13.021,25]octacos-1(24),10(27),12,16,18,20,22,25-octaene-5-carboxamide

The title compound was prepared as described for Example 13, employing in Step 1 methyl (2S,4R)-1-[(2S)-2-amino-2-cyclohexylacetyl]-4-[(2,7-dimethoxy-6-vinylquinolin-4-yl)oxy]-pyrrolidine-2-carboxylate hydrochloride (Intermediate 8, synthetic procedure described below) instead of methyl (2S,4R)-4-[(7-methoxy-2-phenyl-6-vinylquinolin-4-yl)oxy]-pyrrolidine-2-carboxylate hydrochloride. ¹H NMR (400 MHz, DMSO-d₆) δ 10.52 (s, 1H), 8.91 (s, 1H), 7.59 (s, 1H), 7.11 (s, 1H), 6.66 (d, J 16.2, 1H), 6.43 (s, 1H), 6.33 (s, 1H), 5.67-5.51 (m, 2H), 5.46 (s, 1H), 5.22 (d, J 16.7, 1H), 5.11 (d, J 11.6, 1H), 4.41 (d, J 12.1, 1H), 4.21 (dd, J 10.2, 6.9, 1H), 4.03 (d, J 9.6, 1H), 3.98 (s, 3H), 3.93 (s, 3H), 2.98 (m, 1H), 2.63 (m, 2H), 2.18-2.08 (m, 3H), 1.97-1.62 (m, 6H), 1.36 (s, 3H), 1.31-1.07 (m, 14H); MS (ES⁺) C₄₂H₅₂N₆O₇S₂ requires: 833, found: 834 (M+H⁺).

Intermediate 8: Methyl (2S,4R)-1-[(2S)-2-amino-2-cyclohexylacetyl]-4-[(2,7-dimethoxy-6-vinylquinolin-4-yl)oxy]-pyrrolidine-2-carboxylate hydrochloride

Step 1: Methyl (2S,4S)-4-[(4-bromophenyl)sulfonyl]oxy]pyrrolidine-2-carboxylate hydrochloride

To a 0.22 M solution of 1-*tert*-butyl 2-methyl (2S, 4S)-4-[(4-bromophenyl)sulfonyl]oxy]pyrrolidine-1,2-dicarboxylate (prepared as described in WO2006/119061) in Et₂O at 0°C was added dropwise a 4M solution of HCl in dioxane (25 eq.) and the resulting mixture was stirred at RT for 16 h, after which time a solid product was formed. The suspension was filtered and the filter cake was washed with cold Et₂O. The solid product was dried *in vacuo* and the product used without further purification. MS (ES⁺) C₁₂H₁₄BrNO₅S requires: 363, found: 364, 365 (M+H⁺).

Step 2: Methyl (2S,4S)-4-[(4-bromophenyl)sulfonyl]oxy]-1-[(2S)-2-[(*tert*-butoxycarbonyl)amino]-2-cyclohexylacetyl]pyrrolidine-2-carboxylate

To a solution of proline derivative from Step 1 in DMF was added Boc-(L)-cyclohexylglycine (1.05 eq), followed by $i\text{Pr}_2\text{NEt}$ (3.5 eq) and TBTU (1.05 eq). The resulting reaction mixture was stirred 12 h at RT and partitioned between EtOAc and 1N aq. HCl. The organic layer was further washed with sat. aq. NaHCO_3 , brine, dried (Na_2SO_4) and concentrated under reduced pressure.

5 The residue was purified by SiO_2 gel chromatography (hexane / EtOAc = 75/25) to give the title compound as an off-white foam. MS (ES^+) $\text{C}_{25}\text{H}_{35}\text{BrN}_2\text{O}_8\text{S}$ requires: 603, found: 603,605 ($\text{M}+\text{H}^+$).

Step 3: 6-Bromo-4-hydroxy-7-methoxyquinolin-2(1H)-one

10 The title compound was prepared from 4-bromo-3-methoxyaniline according to the procedure reported by K. Faber, H. Steininger and T. Kappe, J. Het. Chem. **1985**, 22 (4), 1081. MS (ES^+) $\text{C}_{10}\text{H}_8\text{BrNO}_3$ requires: 270, found: 270, 272 ($\text{M}+\text{H}^+$).

Step 4: Methyl (2S,4R)-4-[(6-bromo-7-methoxy-2-oxo-1,2-dihydroquinolin-4-yl)oxy]-1-[(2S)-2-[(tert-butoxycarbonyl)amino]-2-cyclohexylacetyl]pyrrolidine-2-carboxylate

15 To a 0.27 M solution of hydroxyl-quinolinone from Step 3 (1 eq.) and brosylate from Step 2 (1eq.) in N-methyl-2-pyrrolidinone was added cesium carbonate (1.5 eq.) and the resulting mixture was heated at 60 °C for 16 h. The mixture was cooled to RT and partitioned between water and EtOAc. The organic phase was washed with brine, dried (Na_2SO_4) and the volatiles
20 were removed under reduced pressure. The residue was purified by SiO_2 gel chromatography (eluting with 50% EtOAc/Hex and then 0-5% MeOH/DCM) to yield the title compound. MS (ES^+) $\text{C}_{29}\text{H}_{38}\text{BrN}_3\text{O}_8$ requires: 637, found: 636, 638 ($\text{M}+\text{H}^+$).

Step 5: Methyl (2S,4R)-1-[(2S)-2-[(tert-butoxycarbonyl)amino]-2-cyclohexylacetyl]-4-[(7-methoxy-2-oxo-6-vinyl-1,2-dihydroquinolin-4-yl)oxy]-pyrrolidine-2-carboxylate

25 To a 0.25 M solution of arylbromide from Step 4 in EtOH was added potassium vinyl-trifluoroborate (1.1 eq.), Et_3N (1.5 eq.) and $\text{PdCl}_2(\text{dppf})\text{-CH}_2\text{Cl}_2$ adduct (0.05 eq.). The resulting mixture was heated at 90 °C for 2.5 h. Two further aliquots of potassium vinyl-trifluoroborate (0.5 eq.), Et_3N (0.6eq.) and the Pd catalyst (0.05 eq.) were added every 3.5 h in order to drive the
30 reaction to completion. The mixture was cooled to RT and partitioned between water and EtOAc. The organic phase was washed with brine, dried (Na_2SO_4) and the volatiles were removed under reduced pressure. The residue was purified by SiO_2 gel chromatography (eluting with DCM/MeOH = 95/5) to give the title compound as a pale orange foam. MS (ES^+) $\text{C}_{31}\text{H}_{41}\text{N}_3\text{O}_8$ requires: 583, found: 584 ($\text{M}+\text{H}^+$).

35

Step 6: Methyl (2S,4R)-1-[(2S)-2-[(tert-butoxycarbonyl)amino]-2-cyclohexylacetyl]-4-[(2,7-dimethoxy-6-vinyl-quinolin-4-yl)oxy]-pyrrolidine-2-carboxylate

To a 0.04 M solution of intermediate from Step 5 in DCM was added trimethyloxonium tetrafluoroborate (1.05 eq.) and the resulting mixture was stirred 16 h at RT. The mixture was partitioned between ss NaHCO₃ and DCM. The organic phase was washed with brine, dried (Na₂SO₄) and the volatiles were removed under reduced pressure. The residue was purified by SiO₂ gel chromatography (eluting with PE/AcOEt=7/3 to 6/4) to give the title compound as a colourless oil. MS (ES⁺) C₃₂H₄₃N₃O₈ requires: 597, found: 598 (M+H⁺).

Step 7: Methyl (2*S*,4*R*)-1-[(2*S*)-2-amino-2-cyclohexylacetyl]-4-[(2,7-dimethoxy-6-vinyl-quinolin-4-yl)oxy]-pyrrolidine-2-carboxylate hydrochloride (Intermediate 8)

A 0.09 M solution of Boc-protected intermediate from Step 6 in 4M HCl in dioxane was stirred at RT for 2 h. The volatiles were then removed under reduced pressure and the residue (white solid) was used without any further purification. MS (ES⁺) C₂₇H₃₅N₃O₆ requires: 497, found: 498 (M+H⁺).

EXAMPLE 16 (Table 3, Entry 3-14)

(1*R*,22*S*,25*S*)-22-cyclopentyl -*N*-((1*R*,2*S*)-1-{[cyclopropylsulfonyl]amino}carbonyl)-2-ethenylcyclopropyl)-3,23-dioxo-2,28-dioxa-4,18,19,21,24-pentaazapentacyclo[22.1.1^{4,7}.1^{17,20}.0^{6,11}]nonacosa-6,8,10,17,19-pentaene-25-carboxamide

The title compound was prepared as described for Example 8, using in Step 1 hex-5-enoic acid instead of pent-4-enoic acid and in Step 6 Intermediate 7 instead of Intermediate 1. MS (ES⁺) C₃₇H₄₇N₇O₈S requires: 749, found: 750 (M+H⁺).

EXAMPLE 17 (Table 3, Entry 15)

(1*R*,12*E*,22*S*,25*S*)-22-cyclopentyl-*N*-((1*R*,2*S*)-1-{[cyclopropylsulfonyl]amino}carbonyl)-2-ethenylcyclopropyl)-3,23-dioxo-2,28-dioxa-4,18,19,21,24-pentaazapentacyclo[22.1.1^{4,7}.1^{17,20}.0^{6,11}]nonacosa-6,8,10,12,17,19-hexaene-25-carboxamide

The title compound was prepared as described for Example 8, using in Step 1 hex-5-enoic acid instead of pent-4-enoic acid and in Step 6 Intermediate 7 instead of Intermediate 1; the hydrogenation Step 8 described in Example 8 was not performed. MS (ES⁺) C₃₇H₄₅N₇O₈S requires: 747, found: 748 (M+H⁺).

EXAMPLE 18 (Table 3, Entry 16)

(3*R*,5*S*,8*S*)-*N*-((1*R*,2*S*)-1-{(cyclopropylsulfonyl)amino}carbonyl)-2-vinylcyclopropyl)-22-ethyl-8-isopropyl-7-oxo-2,27-dioxa-6,9,11,12,24-pentaaza pentacyclo[16.6.2.1^{3,6}.1^{10,13}.0^{21,25}]octacosa-1(24),10,12,18,20,22,25-heptaene-5-carboxamide

Step 1: methyl (3R,5S,8S)-8-isopropyl-7-oxo-22-vinyl-2,27-dioxa-6,9,11,12,24-pentaazapentacyclo[16.6.2.1^{3,6}.1^{10,13}.0^{21,25}]octacos-1(24),10,12,18,20,22,25-heptaene-5-carboxylate

To a 0.1 M solution of methyl (3R,5S,8S)-22-iodo-8-isopropyl-7-oxo-2,27-dioxa-6,9,11,12,24-pentaazapentacyclo[16.6.2.1^{3,6}.1^{10,13}.0^{21,25}]octacos-1(24),10,12,18,20,22,25-heptaene-5-carboxylate (Example 12, Step 2) in dry toluene was added tetrakis(triphenylphosphine)palladium(0) (0.05 eq.). N₂ was bubbled through the reaction mixture for 5 minutes and tributylethenylstannane (1.5 eq) was added. The mixture was stirred at 100 °C for 1 h, allowed to cool to RT, diluted with EtOAc and washed with brine. The organic layer was separated, dried over Na₂SO₄, filtered and concentrated. The residue was purified on silica gel (20% to 40% EtOAc/PE) to give the compound as a white solid. MS (ES⁺) C₂₈H₃₃N₅O₅ requires: 519, found: 520 (M+H⁺).

Step 2: methyl (3R,5S,8S)-22-ethyl-8-isopropyl-7-oxo-2,27-dioxa-6,9,11,12,24-pentaazapentacyclo[16.6.2.1^{3,6}.1^{10,13}.0^{21,25}]octacos-1(24),10,12,18,20,22,25-heptaene-5-carboxylate

To a 9 mM solution of methyl (3R,5S,8S)-8-isopropyl-7-oxo-22-vinyl-2,27-dioxa-6,9,11,12,24-pentaazapentacyclo[16.6.2.1^{3,6}.1^{10,13}.0^{21,25}]octacos-1(24),10,12,18,20,22,25-heptaene-5-carboxylate (from Step 1) in EtOH was added 10% Pd/C (0.1 eq) and the resulting reaction mixture was stirred at RT under H₂ atmosphere for 2 h. The catalyst was filtered off through a pad of celite and the volatiles were removed under reduced pressure to give the title compound as a colorless oil. MS (ES⁺) C₂₈H₃₅N₅O₅ requires: 521, found: 522 (M+H⁺).

Step 3: (3R,5S,8S)-22-ethyl-8-isopropyl-7-oxo-2,27-dioxa-6,9,11,12,24-pentaazapentacyclo[16.6.2.1^{3,6}.1^{10,13}.0^{21,25}]octacos-1(24),10,12,18,20,22,25-heptaene-5-carboxylic acid

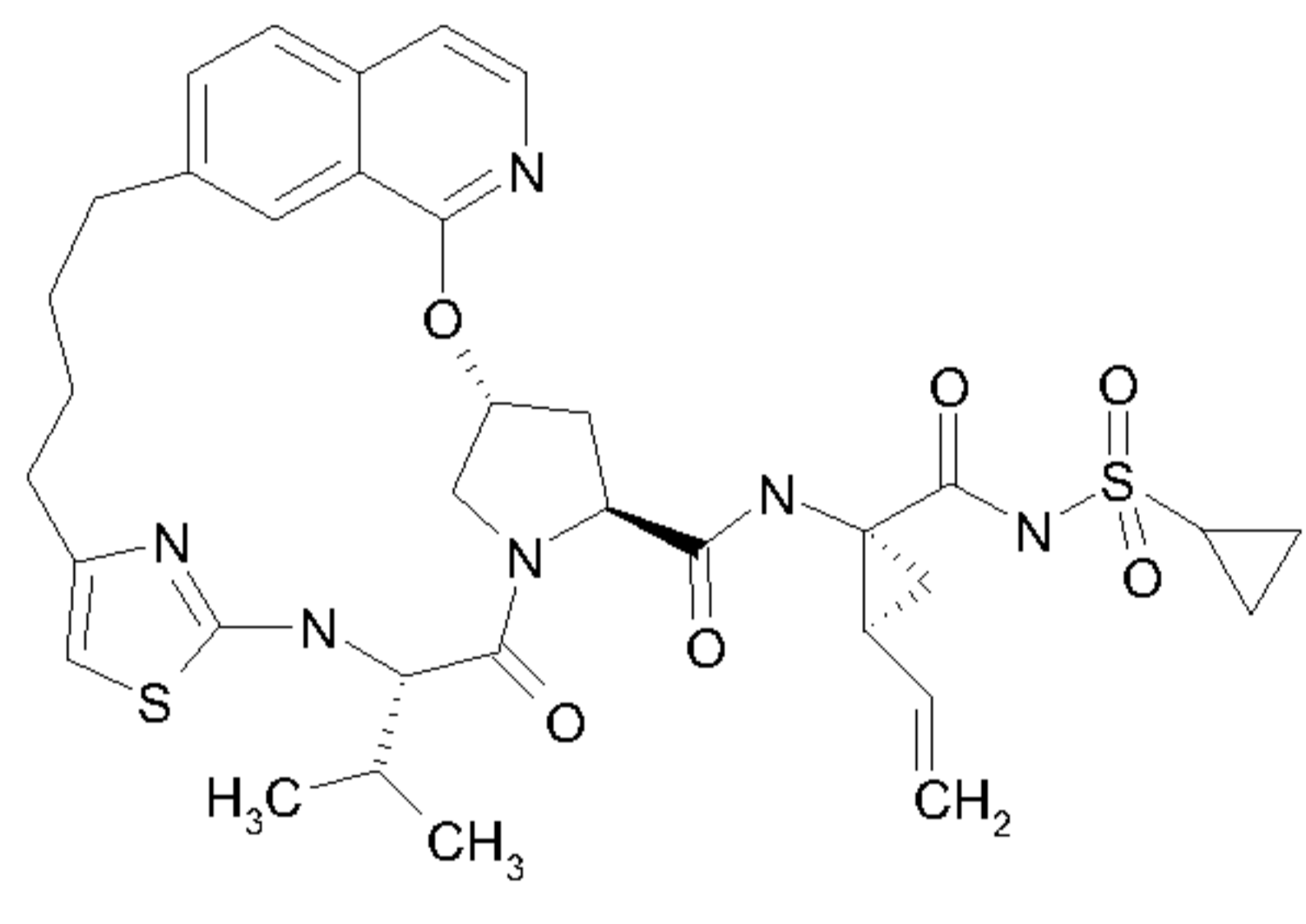
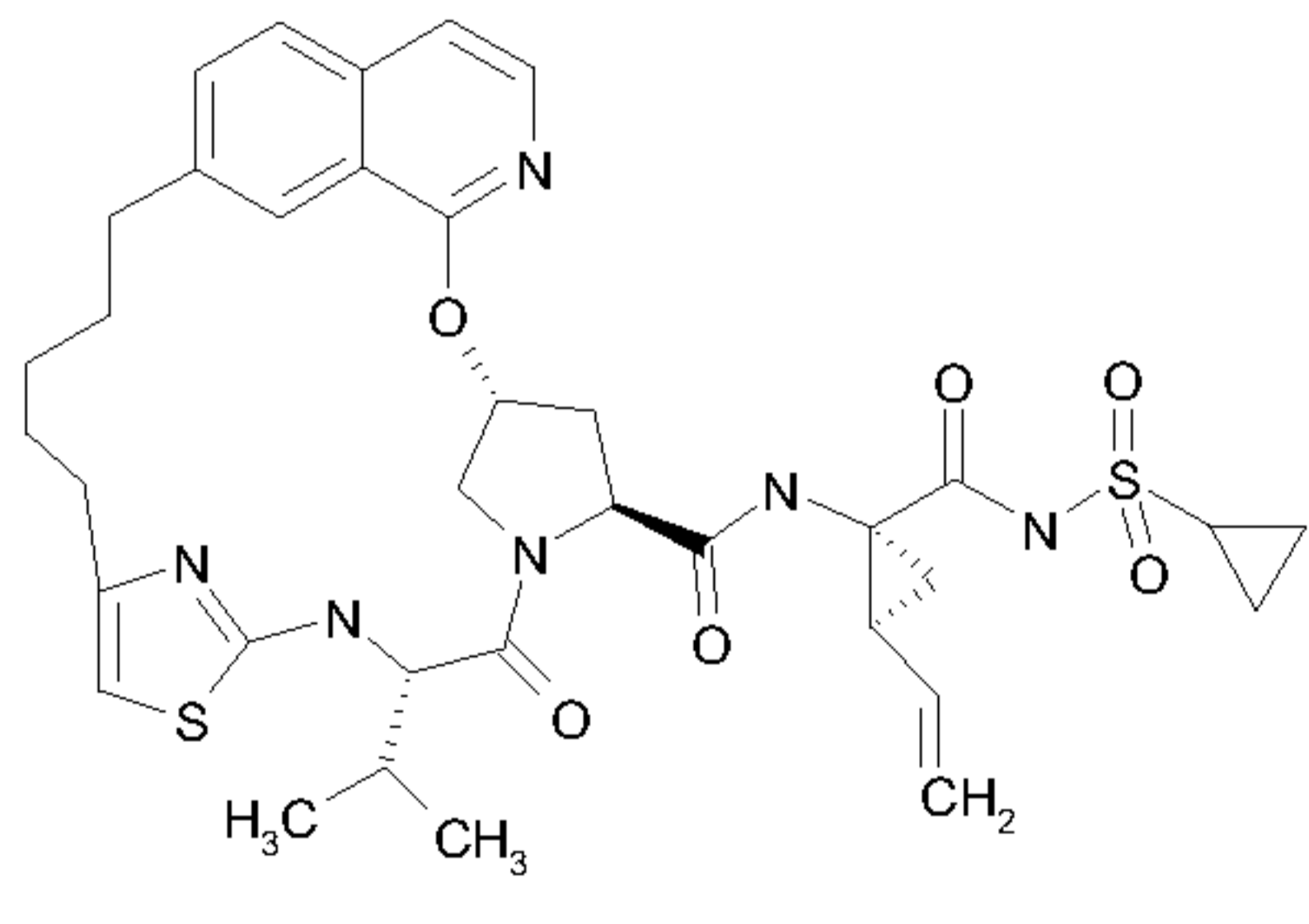
To a solution of methyl (3R,5S,8S)-22-ethyl-8-isopropyl-7-oxo-2,27-dioxa-6,9,11,12,24-pentaazapentacyclo[16.6.2.1^{3,6}.1^{10,13}.0^{21,25}]octacos-1(24),10,12,18,20,22,25-heptaene-5-carboxylate (from Step 2) in THF/H₂O (1/1 v/v) was added LiOH (4 eq). The resulting reaction mixture was stirred at RT for 2 h and then treated with 1N aq. HCl until pH= 2 was reached. The aqueous phase was extracted with EtOAc, the organic layer was separated, dried over Na₂SO₄, filtered and concentrated to give a white solid. MS (ES⁺) C₂₇H₃₃N₅O₅ requires: 507, found: 508 (M+H⁺).

Step 4: (3R,5S,8S)-N-((1R,2S)-1-[(cyclopropylsulfonyl)amino]carbonyl)-2-vinylcyclopropyl)-22-ethyl-8-isopropyl-7-oxo-2,27-dioxa-6,9,11,12,24-pentaazapentacyclo[16.6.2.1^{3,6}.1^{10,13}.0^{21,25}]octacos-1(24),10,12,18,20,22,25-heptaene-5-carboxamide

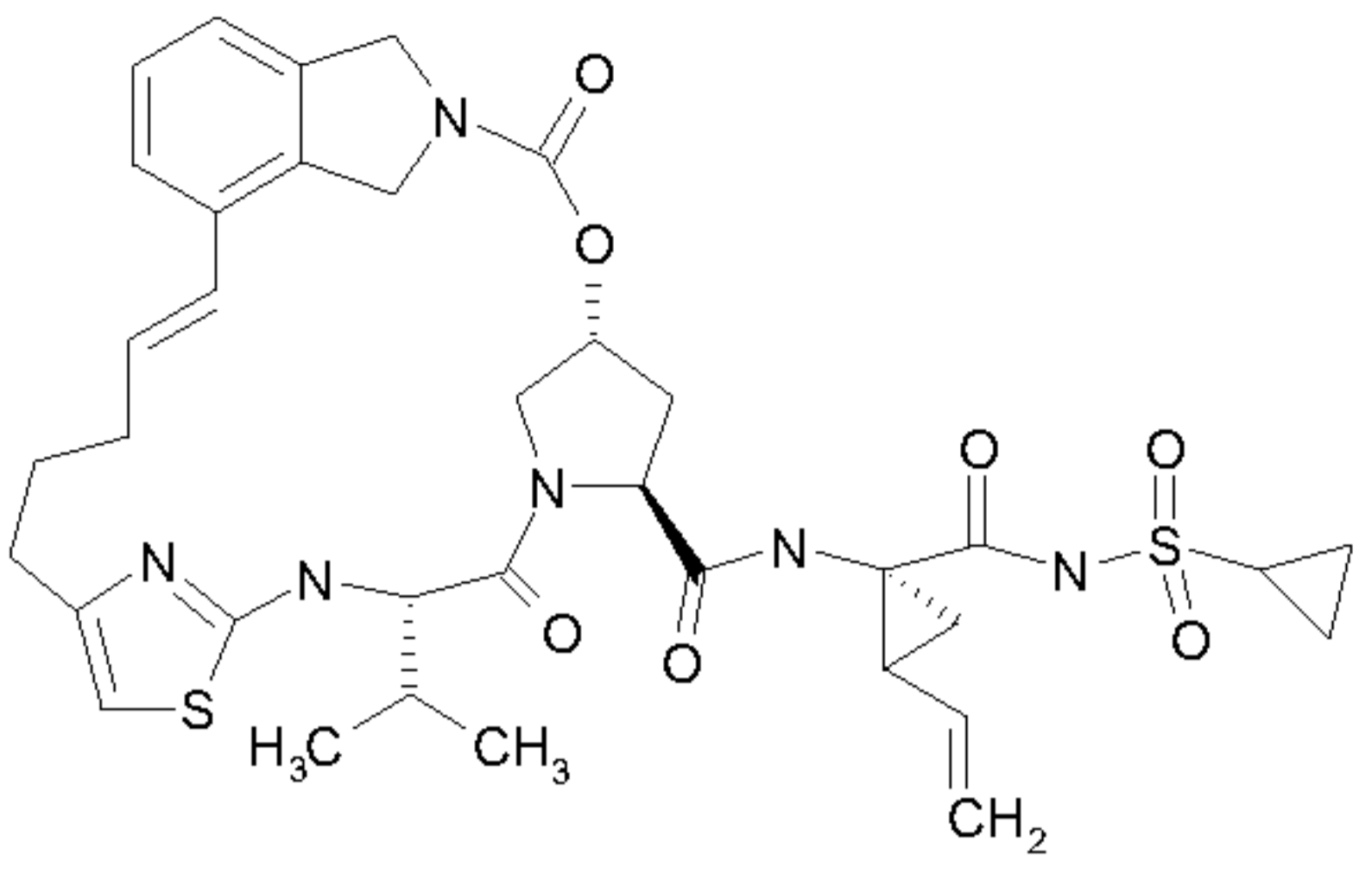
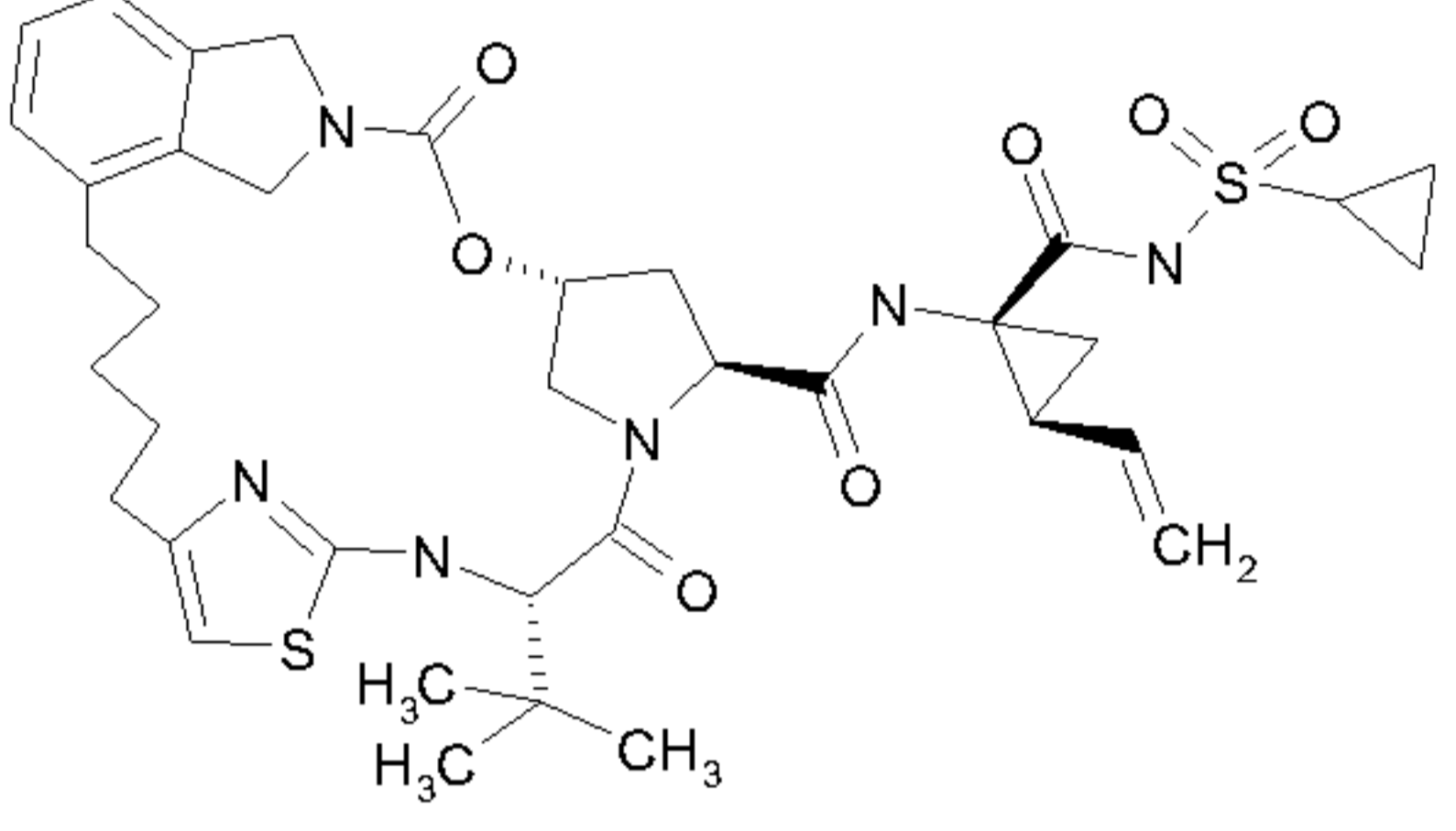
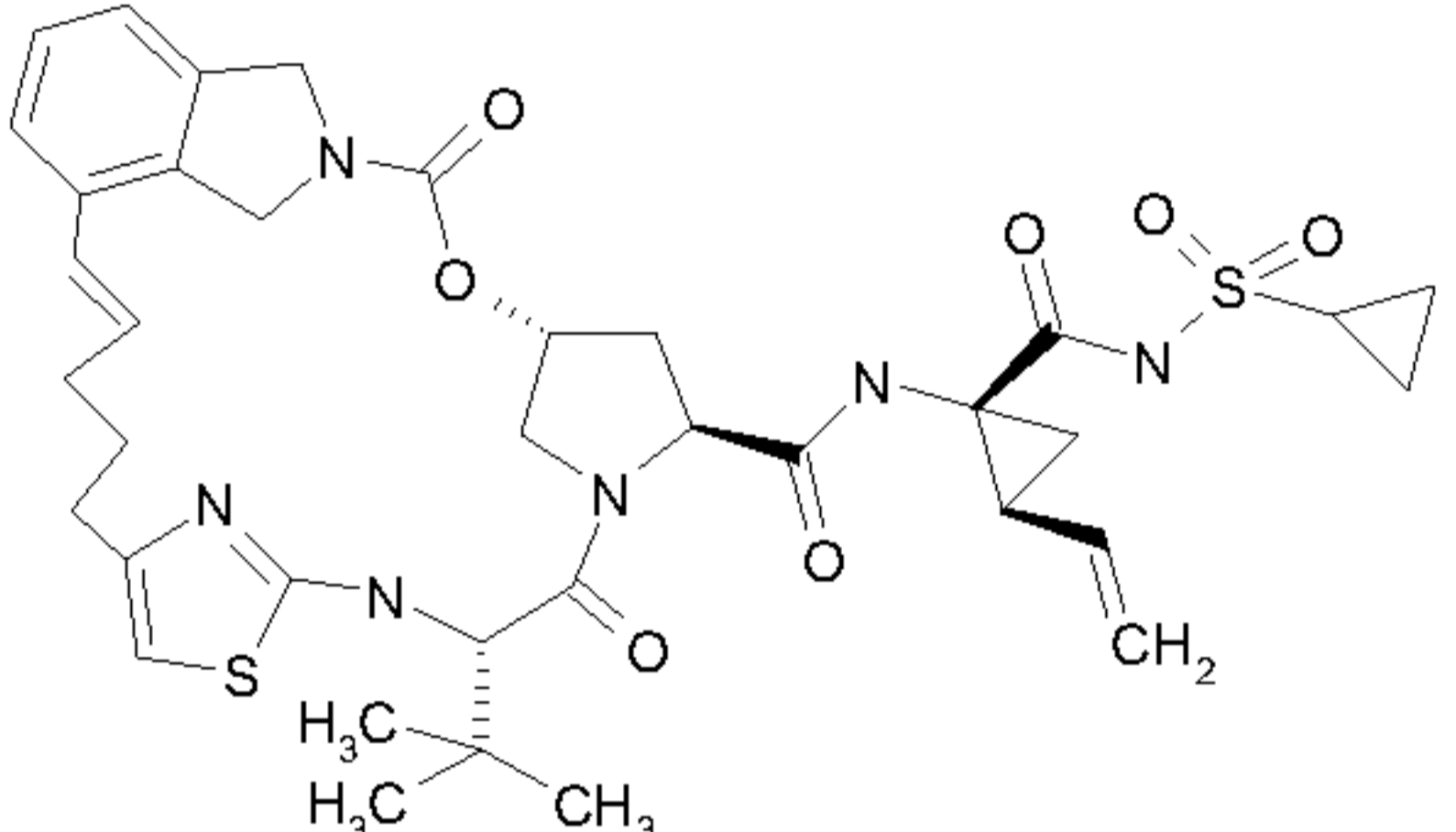
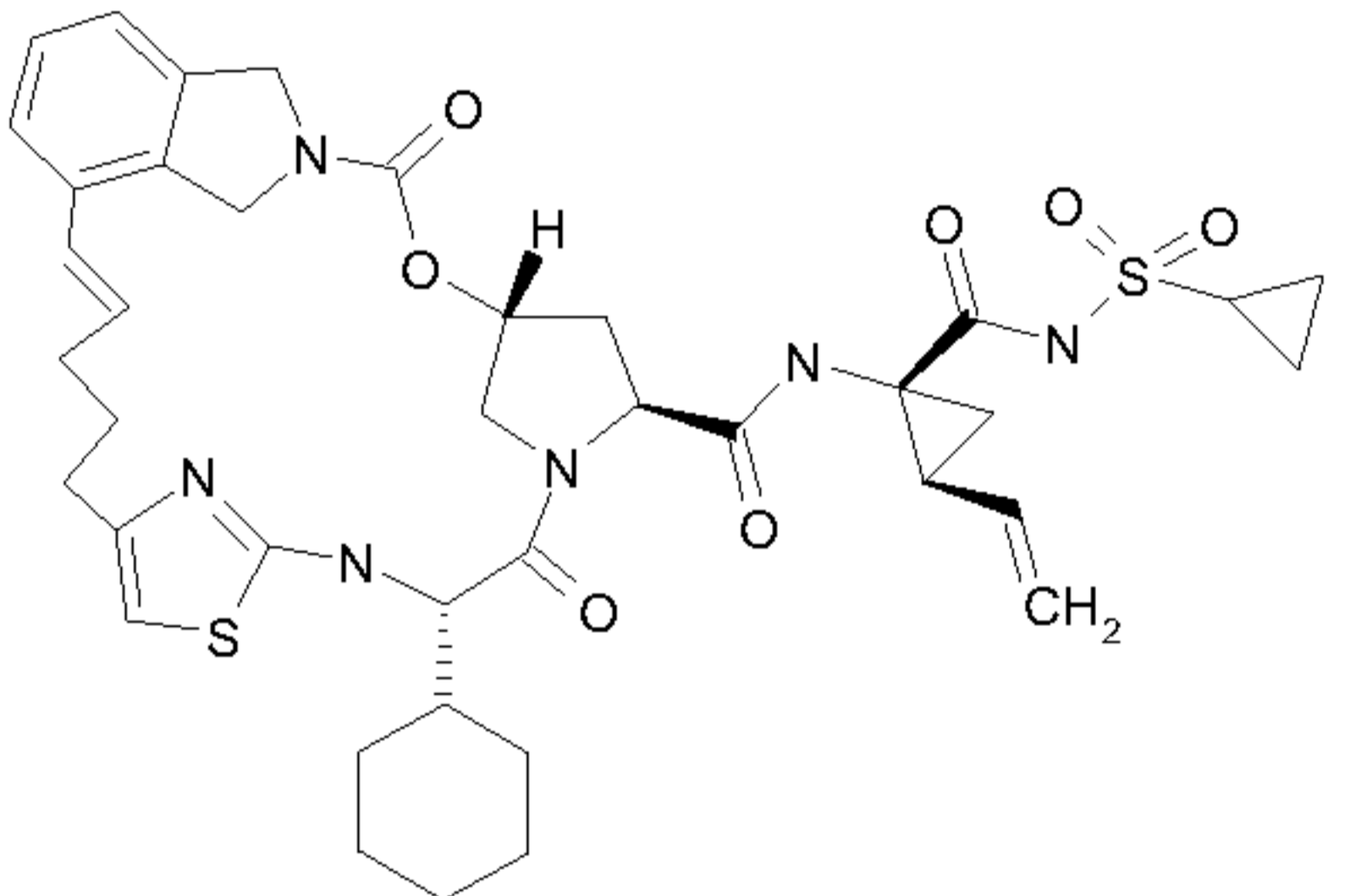
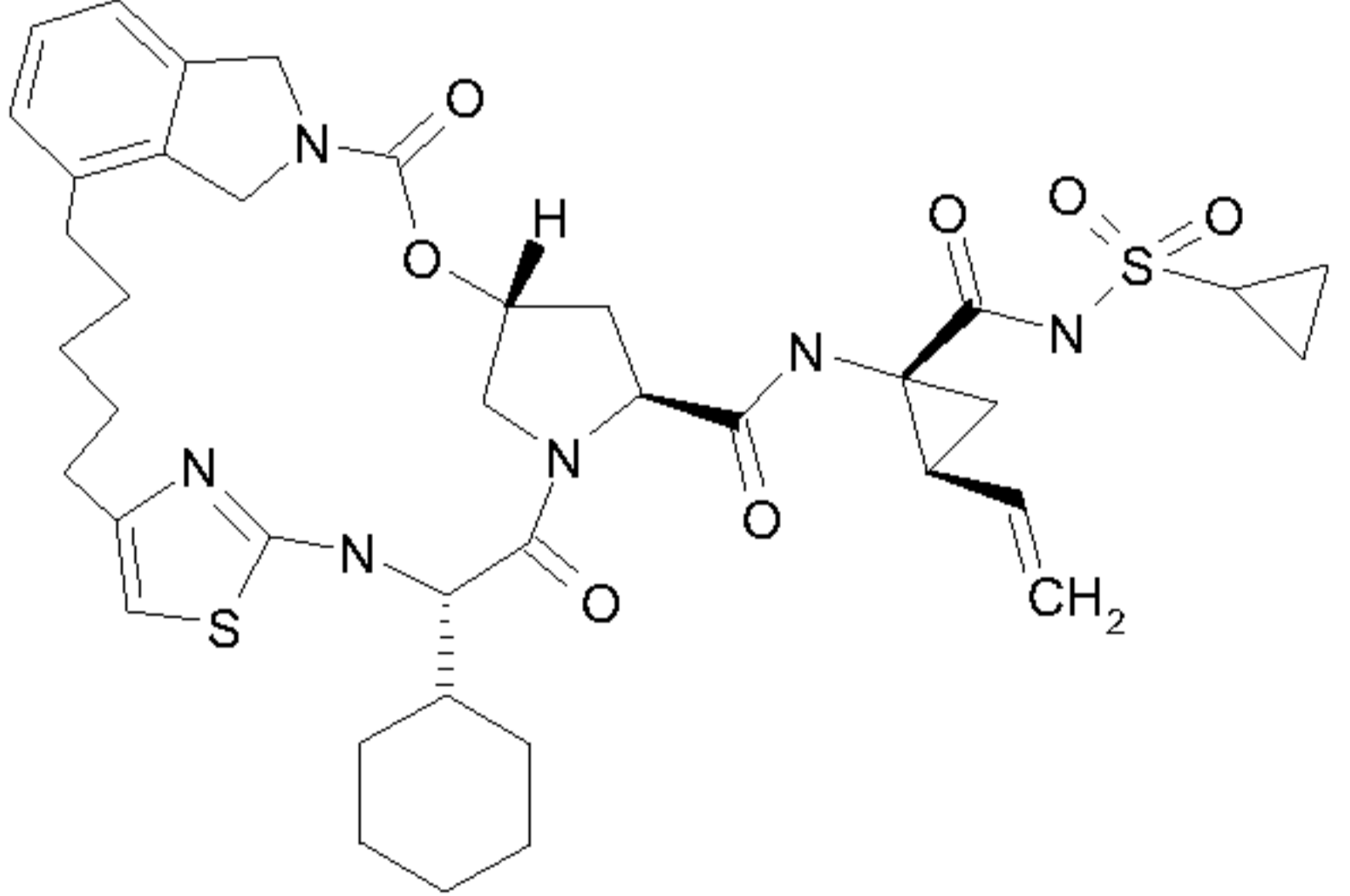
(3*R*,5*S*,8*S*)-22-ethyl-8-isopropyl-7-oxo-2,27-dioxa-6,9,11,12,24-pentaazapentacyclo
 [16.6.2.1^{3,6}.1^{10,13}.0^{21,25}]octacos-1(24),10,12,18,20,22,25-heptaene-5-carboxylic acid (from Step
 3) was dissolved in DMF and to this solution was added Intermediate 2 followed by *i*Pr₂NEt (3.5
 eq) and TBTU (1.09 eq). The resulting reaction mixture was stirred 12 h at RT and purified by
 5 reverse phase HPLC to give the title compound as a white solid. ¹H NMR (600 MHz, DMSO-d₆)
 δ 10.33 (s,1H), 8.92 (s, 1H), 7.96 (d, *J* 9.7, 1H), 7.87 (d, *J* 8.6, 1H), 7.78 (s, 1H), 7.71 (s, 1H),
 7.63 (dd, *J* 8.6, 1.5, 1H), 5.71 (s, 1H), 5.59 (m, 1H), 5.20 (d, *J* 17.2, 1H), 5.08 (d, *J* 10.2, 1H),
 4.88 (d, *J* 10.8, 1H), 4.20 (dd, *J* 11.3, 7.2, 1H), 4.17 (t, *J* 9.6, 1H), 3.96 (dd, *J* 11.4, 3.4, 1H),
 2.94-2.86 (m, 4H), 2.76 (m, 1H), 2.64 (m, 1H), 2.18-2.09 (m, 3H), 1.75-1.69 (m, 3H), 1.67-1.62
 10 (m, 2H), 1.39-1.36 (m, 2H), 1.29-1.24 (m, 4H), 1.10-1.08 (m, 2H), 1.04-1.03 (m, 2H), 1.00 (t, *J*
 6.6, 3H), 0.96 (d, *J* 6.6, 3H). MS (ES⁺) C₃₆H₄₅N₇O₇S requires: 719, found: 720 (M+H⁺).

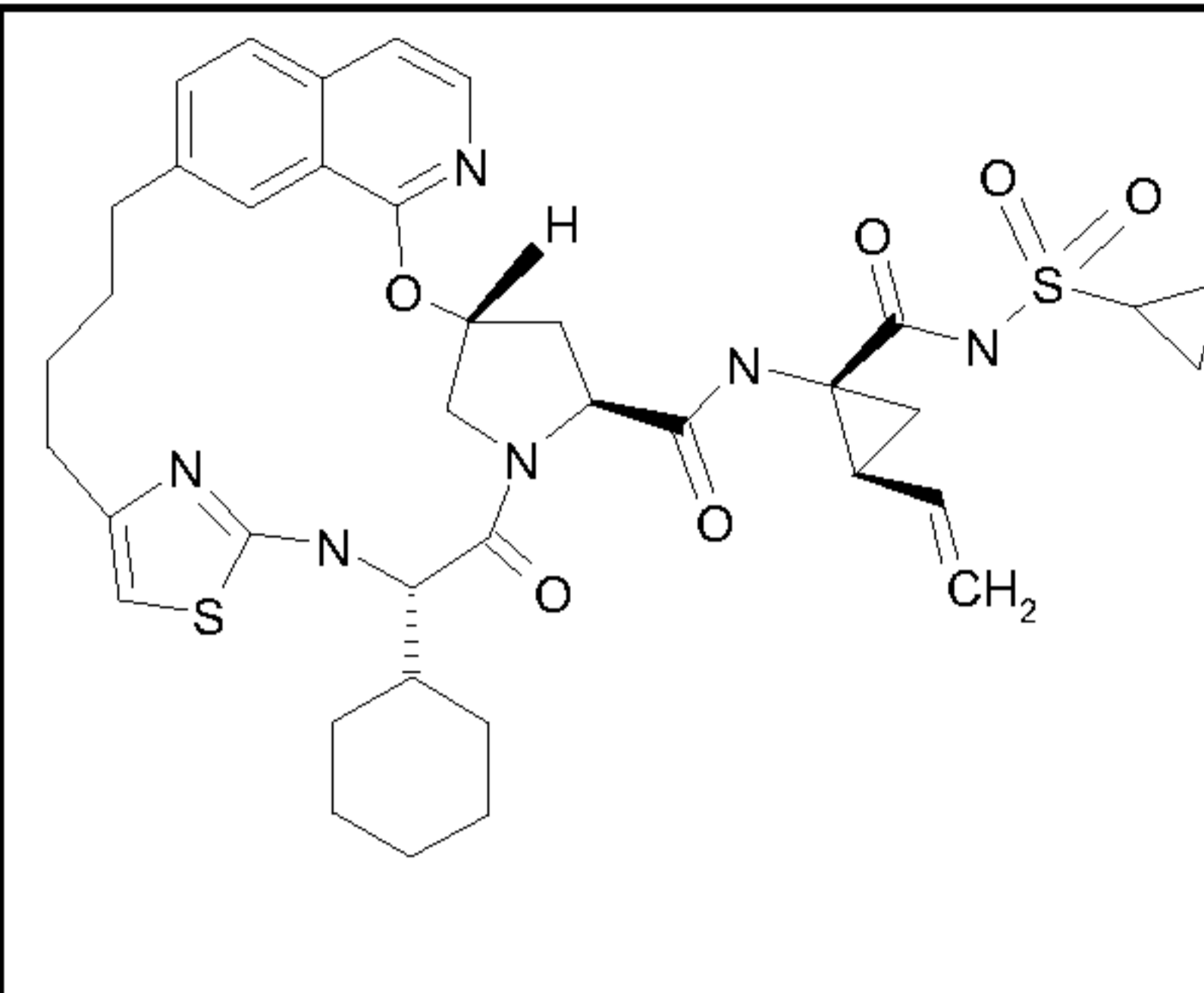
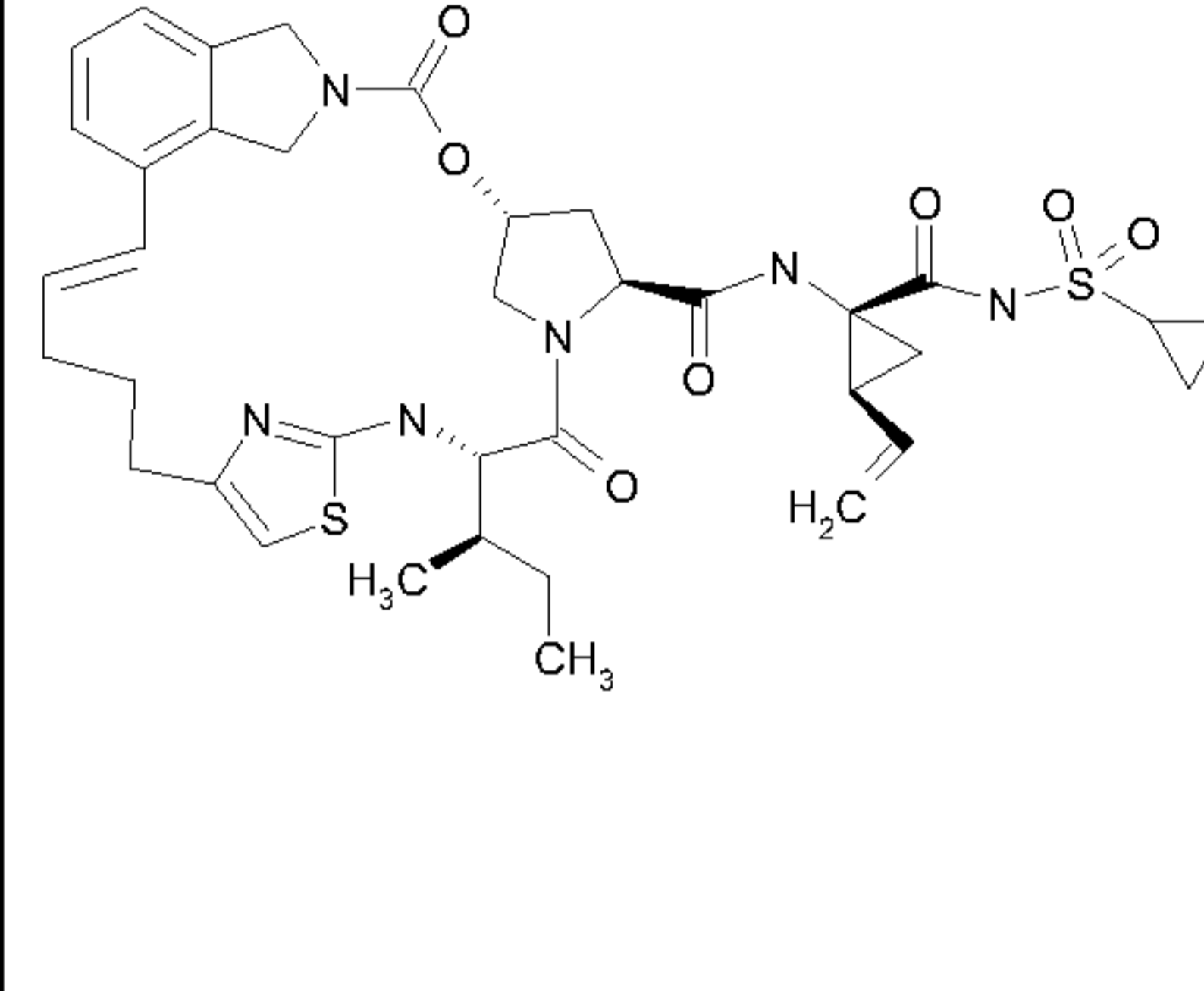
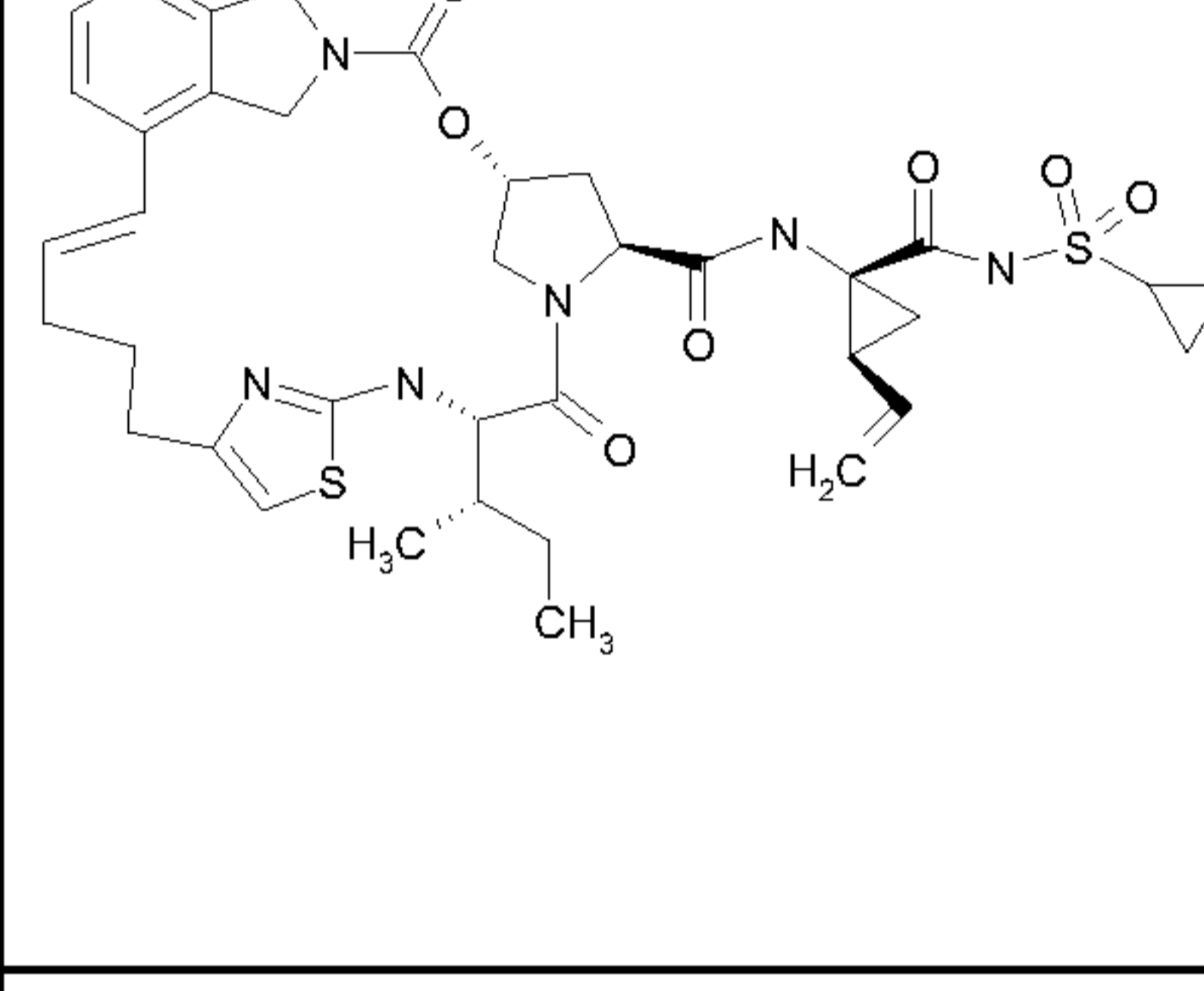
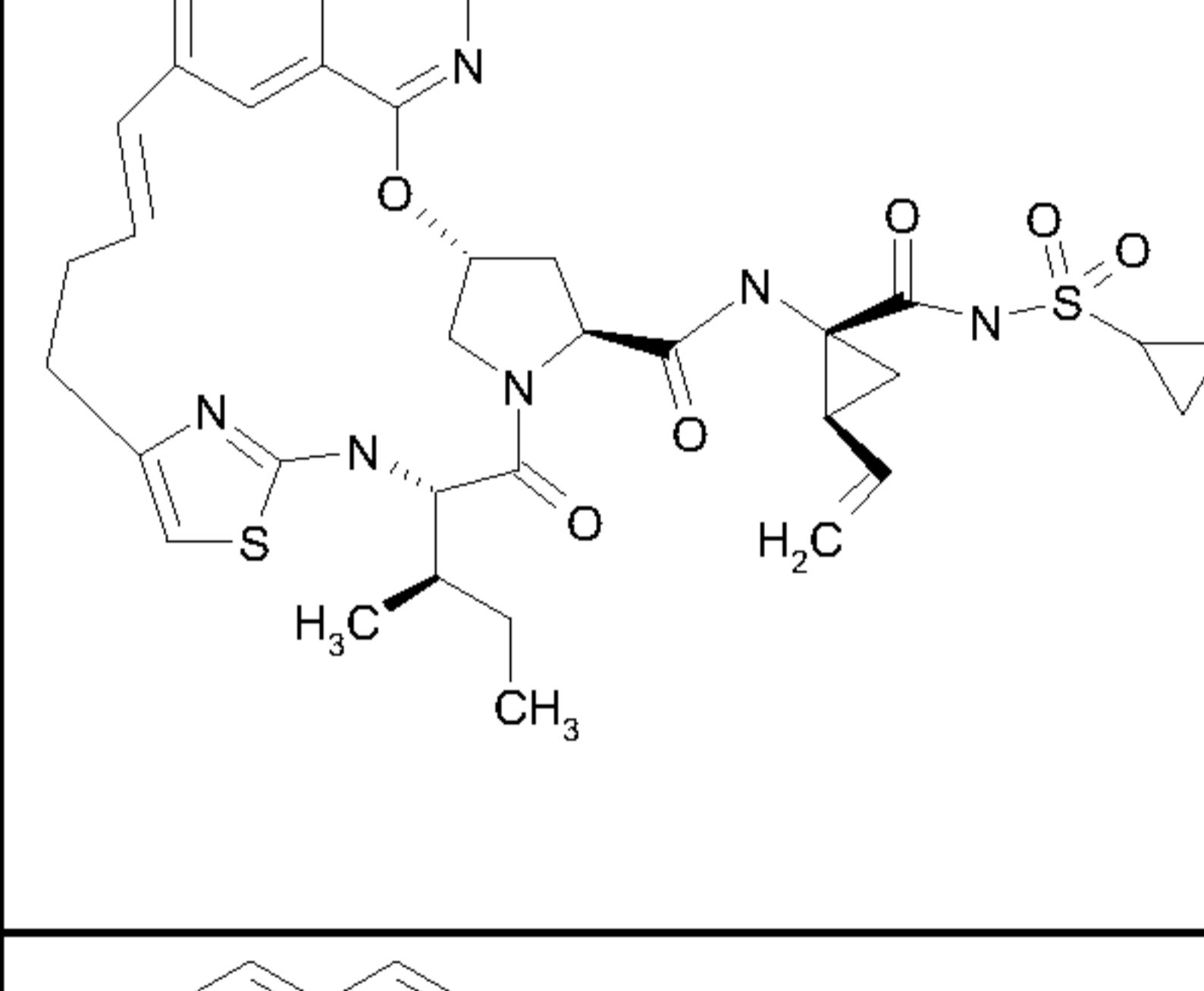
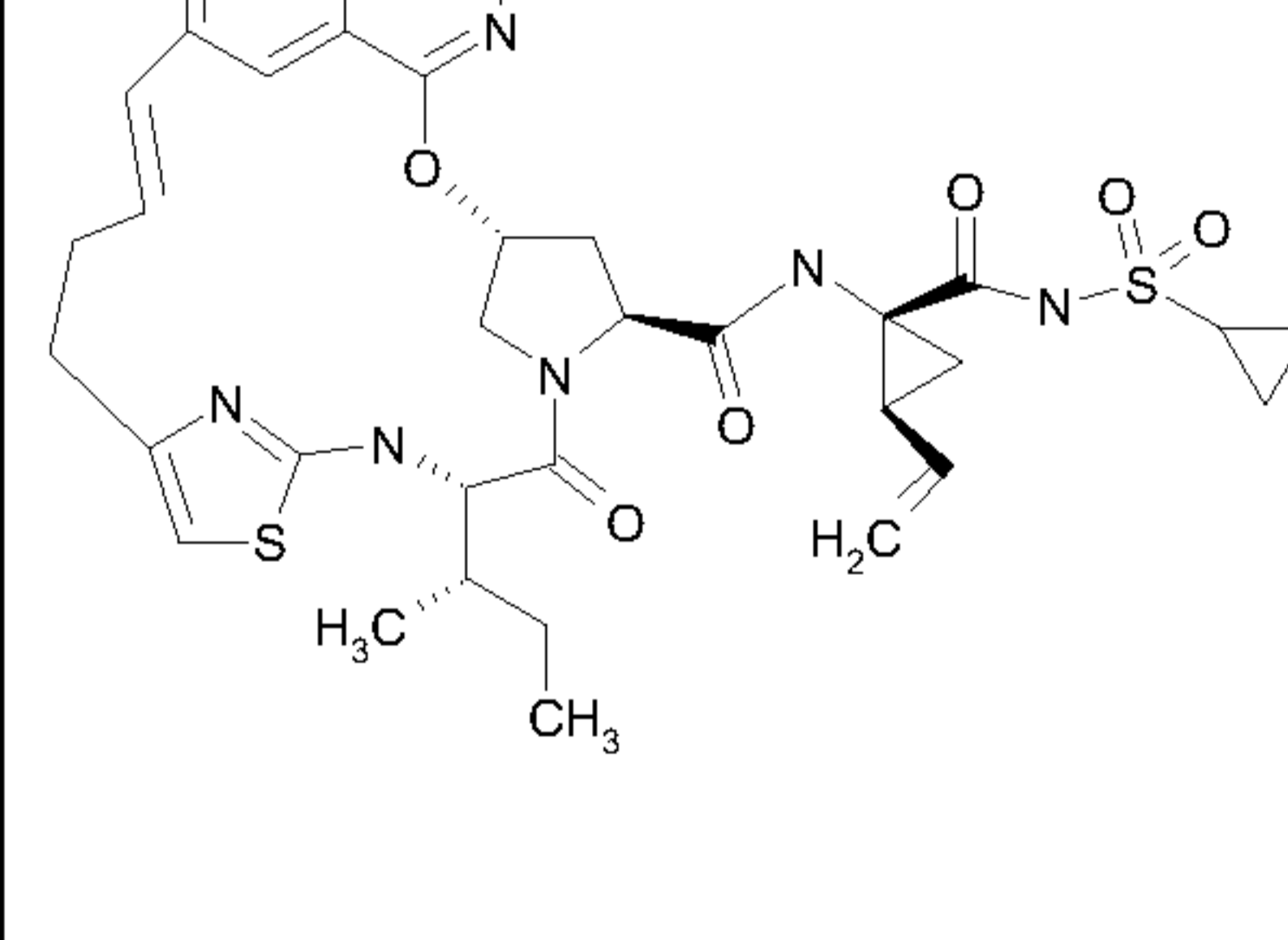
The following tables list specific compounds of the present invention. The tables provide
 the structure and name of each compound and the mass of its molecular ion plus 1 (M+1) as
 15 determined via ES-MS. The synthetic scheme employed to prepare the compound is indicated in
 the last column.

Table 1

| Entry | Compound name | Structure | M+1 | Preparative method |
|-------|---|---|-----|--------------------|
| 1-1 | (3 <i>R</i> ,5 <i>S</i> ,8 <i>S</i>)- <i>N</i> -((1 <i>R</i> ,2 <i>S</i>)-1- {[(cyclopropylsulfonyl)amino]carbonyl }-2-ethenylcyclopropyl)-8-(1- methylethyl)-7-oxo-2-oxa-11-thia- 6,9,24,27-tetraazapentacyclo [16.6.2.1 ^{3,6} .1 ^{10,13} .0 ^{21,25}]octacos- 1(24),10(27),12,18,20,22,25- heptaene-5-carboxamide |  | 707 | Scheme 1 |
| 1-2 | (3 <i>R</i> ,5 <i>S</i> ,8 <i>S</i>)- <i>N</i> -((1 <i>R</i> ,2 <i>S</i>)-1- {[(cyclopropylsulfonyl)amino]carbonyl }-2-ethenylcyclopropyl)-8-(1- methylethyl)-7-oxo-2-oxa-11-thia- 6,9,25,28-tetraazapentacyclo [17.6.2.1 ^{3,6} .1 ^{10,13} .0 ^{22,26}]nonacos- 1(25),10(28),12,19,21,23,26- heptaene-5-carboxamide |  | 721 | Scheme 1 |

| | | | | |
|-----|---|--|-----|----------|
| 1-3 | (3 <i>R</i> ,5 <i>S</i> ,8 <i>S</i>)- <i>N</i> -((1 <i>R</i> ,2 <i>S</i>)-1- {[(cyclopropylsulfonyl)amino]carbonyl }-2-ethenylcyclopropyl)-8-(1- methylethyl)-7-oxo-23-phenyl-2-oxa- 11-thia-6,9,22,27-tetraazapentacyclo [16.6.2.1 ^{3,6} .1 ^{10,13} .0 ^{21,25}]octacosa- 1(24),10(27),12,18,20,22,25- heptaene-5-carboxamide | | 783 | Scheme 1 |
| 1-4 | (3 <i>R</i> ,5 <i>S</i> ,8 <i>S</i> ,16 <i>E</i>)- <i>N</i> -((1 <i>R</i> ,2 <i>S</i>)-1- {[(cyclopropylsulfonyl)amino]carbonyl }-2-ethenylcyclopropyl)-8-(1,1- dimethylethyl)-7-oxo-2-oxa-11-thia- 6,9,24,27-tetraazapentacyclo [16.6.2.1 ^{3,6} .1 ^{10,13} .0 ^{21,25}]octacosa- 1(24),10(27),12,16,18,20,22,25- octaene-5-carboxamide | | 719 | Scheme 1 |
| 1-5 | (3 <i>R</i> ,5 <i>S</i> ,8 <i>S</i> ,16 <i>Z</i>)- <i>N</i> -((1 <i>R</i> ,2 <i>S</i>)-1- {[(cyclopropylsulfonyl)amino]carbonyl }-2-ethenylcyclopropyl)-8-(1,1- dimethylethyl)-7-oxo-2-oxa-11-thia- 6,9,24,27-tetraazapentacyclo [16.6.2.1 ^{3,6} .1 ^{10,13} .0 ^{21,25}]octacosa- 1(24),10(27),12,16,18,20,22,25- octaene-5-carboxamide | | 719 | Scheme 1 |
| 1-6 | (3 <i>R</i> ,5 <i>S</i> ,8 <i>S</i>)- <i>N</i> -((1 <i>R</i> ,2 <i>S</i>)-1- {[(cyclopropylsulfonyl)amino]carbonyl }-2-ethenylcyclopropyl)-8-(1,1- dimethylethyl)-7-oxo-2-oxa-11-thia- 6,9,24,27-tetraazapentacyclo [16.6.2.1 ^{3,6} .1 ^{10,13} .0 ^{21,25}]octacosa- 1(24),10(27),12,16,18,20,22,25- octaene-5-carboxamide | | 721 | Scheme 1 |
| 1-7 | (1 <i>R</i> ,12 <i>E</i> ,21 <i>S</i> ,24 <i>S</i>)- <i>N</i> -((1 <i>R</i> ,2 <i>S</i>)-1- {[(cyclopropylsulfonyl)amino]carbonyl }-2-ethenylcyclopropyl)-21-(1- methylethyl)-3,22-dioxo-2-oxa-18- thia-4,20,23,27-tetraazapentacyclo [21.2.1.1 ^{4,7} .1 ^{16,19} .0 ^{6,11}]octacosa- 6,8,10,12,16,19(27)-hexaene-24- carboxamide | | 723 | Scheme 2 |

| | | | | |
|------|---|---|-----|----------|
| 1-8 | (1 <i>R</i> ,12 <i>E</i> ,22 <i>S</i> ,25 <i>S</i>)- <i>N</i> -((1 <i>R</i> ,2 <i>S</i>)-1- {[(cyclopropylsulfonyl)amino]carbonyl} }-2-ethenylcyclopropyl)-22-(1- methylethyl)-3,23-dioxo-2-oxa-19- thia-4,21,24,28-tetraazapentacyclo [22.2.1.1 ^{4,7} .1 ^{17,20} .0 ^{6,11}]octacosa- 6,8,10,12,17,20(28)-hexaene-25- carboxamide |  | 737 | Scheme 2 |
| 1-9 | (1 <i>R</i> ,22 <i>S</i> ,25 <i>S</i>)- <i>N</i> -((1 <i>R</i> ,2 <i>S</i>)-1- {[(cyclopropylsulfonyl)amino]carbonyl} }-2-ethenylcyclopropyl)-22-(1,1- dimethylethyl)-3,23-dioxo-2-oxa-19- thia-4,21,24,28-tetraazapentacyclo [22.2.1.1 ^{4,7} .1 ^{17,20} .0 ^{6,11}]nonacos- 6,8,10,17,20(28)-pentaene-25- carboxamide |  | 753 | Scheme 2 |
| 1-10 | (1 <i>R</i> ,12 <i>E</i> ,22 <i>S</i> ,25 <i>S</i>)- <i>N</i> -((1 <i>R</i> ,2 <i>S</i>)-1- {[(cyclopropylsulfonyl)amino]carbonyl} }-2-ethenylcyclopropyl)-22-(1,1- dimethylethyl)-3,23-dioxo-2-oxa-19- thia-4,21,24,28-tetraazapentacyclo [22.2.1.1 ^{4,7} .1 ^{17,20} .0 ^{6,11}]nonacos- 6,8,10,12,17,20(28)-hexaene-25- carboxamide |  | 751 | Scheme 2 |
| 1-11 | (1 <i>R</i> ,12 <i>E</i> ,22 <i>S</i> ,25 <i>S</i>)-22-cyclohexenyl- <i>N</i> - ((1 <i>R</i> ,2 <i>S</i>)-1- {[(cyclopropylsulfonyl) amino]carbonyl} -2- ethenylcyclopropyl)-3,23-dioxo-2-oxa- 19-thia-4,21,24,28-tetraazapentacyclo [22.2.1.1 ^{4,7} .1 ^{17,20} .0 ^{6,11}]nonacos- 6,8,10,12,17,20(28)-hexaene-25- carboxamide |  | 777 | Scheme 2 |
| 1-12 | (1 <i>R</i> ,22 <i>S</i> ,25 <i>S</i>)-22-cyclohexyl- <i>N</i> - ((1 <i>R</i> ,2 <i>S</i>)-1- {[(cyclopropylsulfonyl) amino]carbonyl} -2- ethenylcyclopropyl)-3,23-dioxo-2-oxa- 19-thia-4,21,24,28-tetraazapentacyclo [22.2.1.1 ^{4,7} .1 ^{17,20} .0 ^{6,11}]nonacos- 6,8,10,17,20(28)-pentaene-25- carboxamide |  | 779 | Scheme 2 |

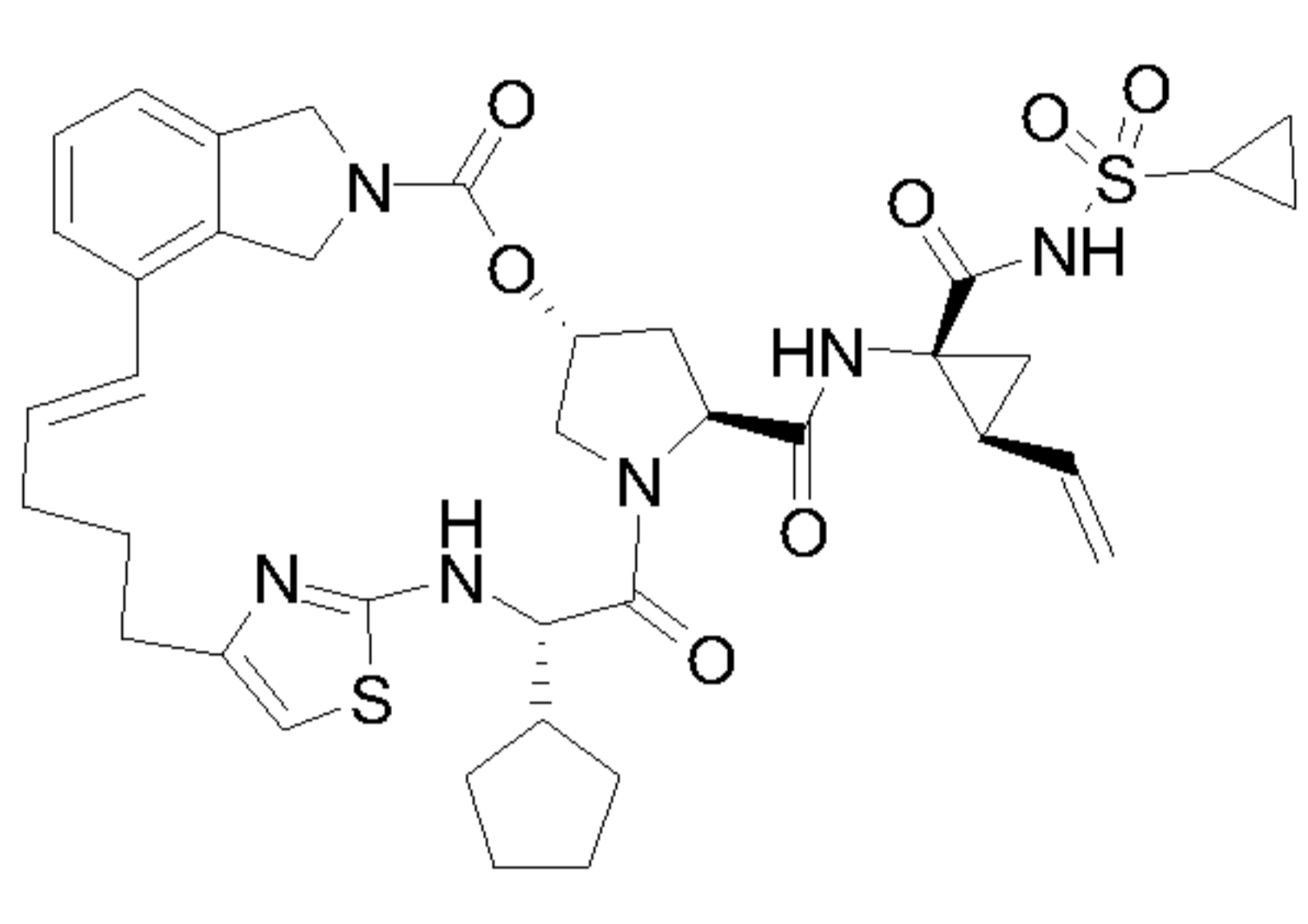
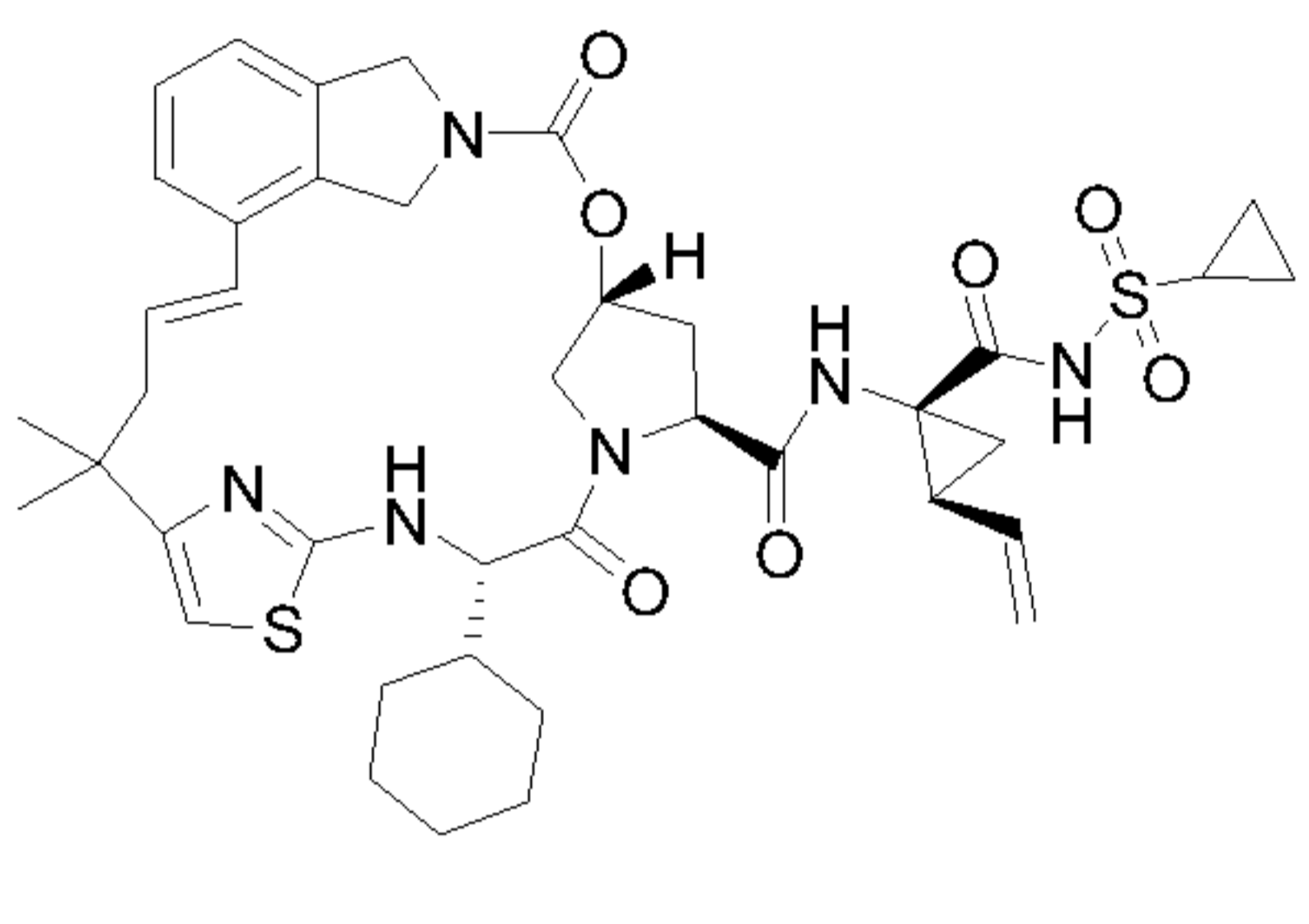
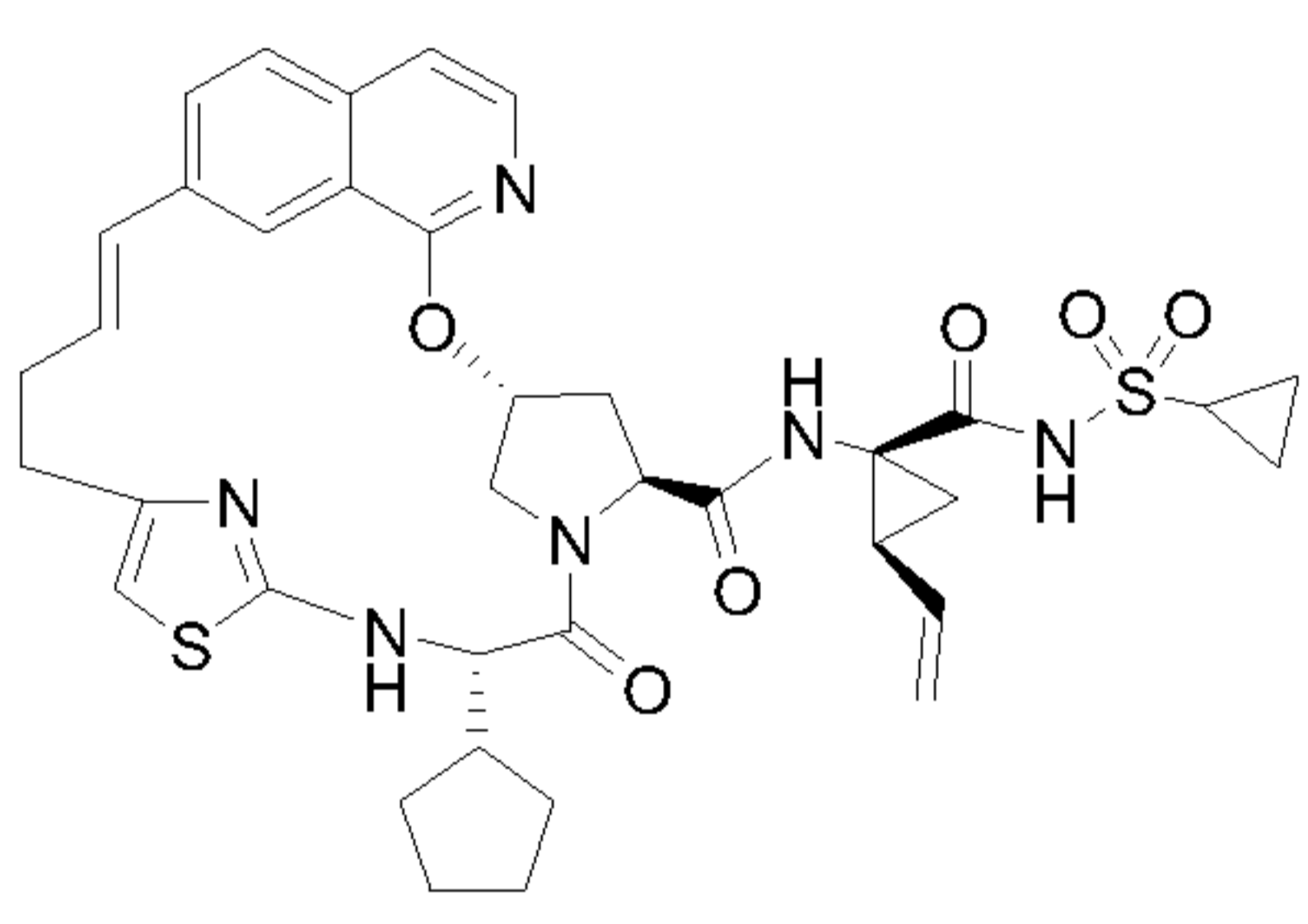
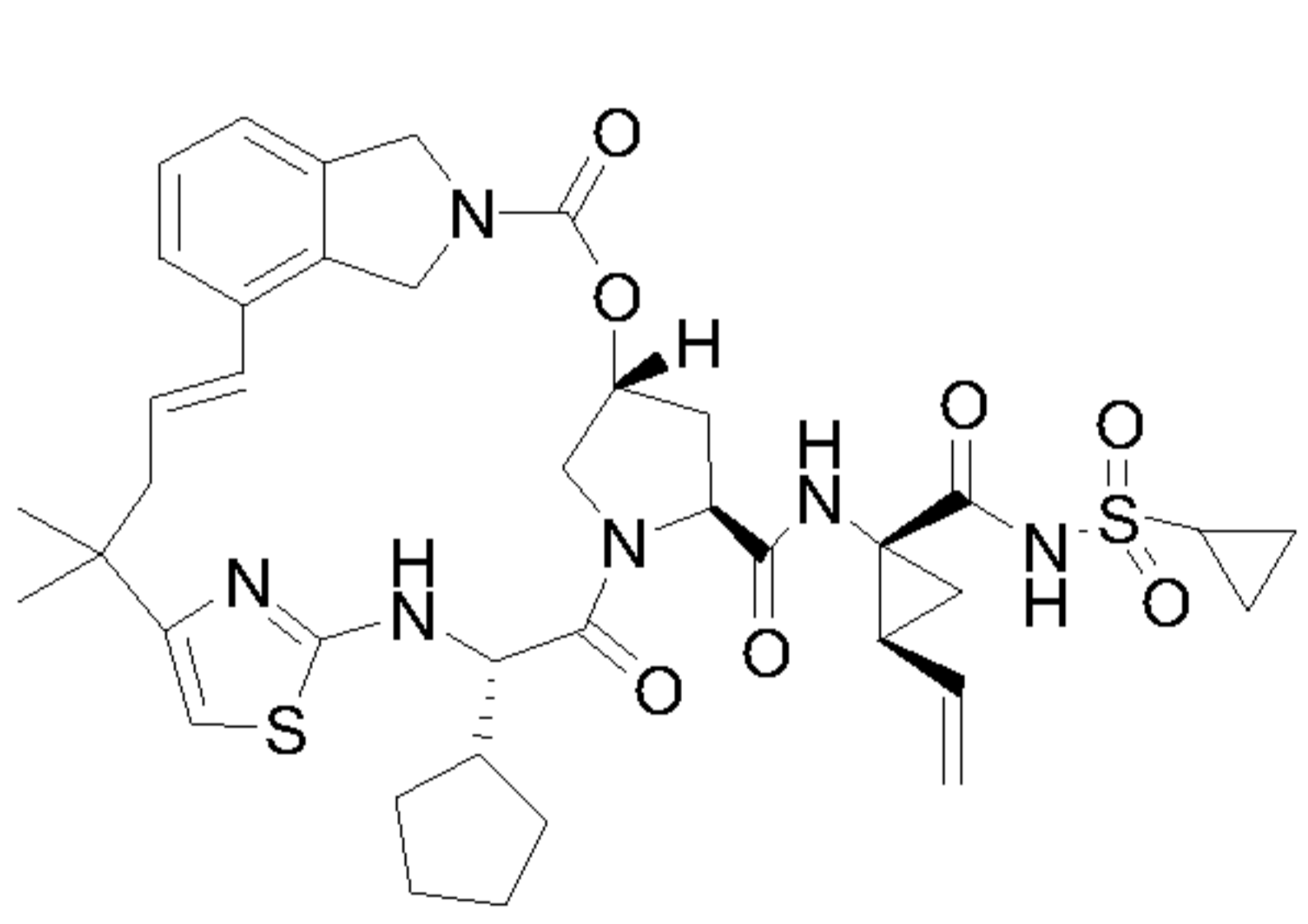
| | | | | |
|-------|--|---|-----|----------|
| 1-13 | (3 <i>R</i> ,5 <i>S</i> ,8 <i>S</i>)-8-cyclohexyl- <i>N</i> -((1 <i>R</i> ,2 <i>S</i>)-1-[[cyclopropylsulfonyl]amino]carbonyl)-2-ethenylcyclopropyl)-7-oxo-2-oxa-11-thia-6,9,24,27-tetraazapentacyclo[16.6.2.1 ^{3,6} .1 ^{10,13} .0 ^{21,25}]octacos-1(24),10(27),12,18,20,22,25-heptaene-5-carboxamide |  | 747 | Scheme 2 |
| 1-14 | (1 <i>R</i> ,12 <i>E</i> ,22 <i>S</i> ,25 <i>S</i>)- <i>N</i> -((1 <i>R</i> ,2 <i>S</i>)-1-[[cyclopropylsulfonyl]amino]carbonyl)-2-ethenylcyclopropyl)-22-[(1 <i>R</i>)-1-methylpropyl]-3,23-dioxo-2-oxa-19-thia-4,21,24,28-tetraazapentacyclo[22.2.1.1 ^{4,7} .1 ^{17,20} .0 ^{6,11}]nonacos-6,8,10,12,17,20(28)-hexaene-25-carboxamide |  | 751 | Scheme 2 |
| 1-14a | (1 <i>R</i> ,12 <i>E</i> ,22 <i>S</i> ,25 <i>S</i>)- <i>N</i> -((1 <i>R</i> ,2 <i>S</i>)-1-[[cyclopropylsulfonyl]amino]carbonyl)-2-ethenylcyclopropyl)-22-[(1 <i>S</i>)-1-methylpropyl]-3,23-dioxo-2-oxa-19-thia-4,21,24,28-tetraazapentacyclo[22.2.1.1 ^{4,7} .1 ^{17,20} .0 ^{6,11}]nonacos-6,8,10,12,17,20(28)-hexaene-25-carboxamide |  | 751 | Scheme 2 |
| 1-15 | (3 <i>R</i> ,5 <i>S</i> ,8 <i>S</i> ,16 <i>E</i>)- <i>N</i> -((1 <i>R</i> ,2 <i>S</i>)-1-[[cyclopropylsulfonyl]amino]carbonyl)-2-ethenylcyclopropyl)-8-[(1 <i>R</i>)-1-methylpropyl]-7-oxo-2-oxa-11-thia-6,9,24,27-tetraazapentacyclo[16.6.2.1 ^{3,6} .1 ^{10,13} .0 ^{21,25}]octacos-1(24),10(27),12,16,18,20,22,25-octaene-5-carboxamide |  | 719 | Scheme 1 |
| 1-15a | (3 <i>R</i> ,5 <i>S</i> ,8 <i>S</i> ,16 <i>E</i>)- <i>N</i> -((1 <i>R</i> ,2 <i>S</i>)-1-[[cyclopropylsulfonyl]amino]carbonyl)-2-ethenylcyclopropyl)-8-[(1 <i>S</i>)-1-methylpropyl]-7-oxo-2-oxa-11-thia-6,9,24,27-tetraazapentacyclo[16.6.2.1 ^{3,6} .1 ^{10,13} .0 ^{21,25}]octacos-1(24),10(27),12,16,18,20,22,25-octaene-5-carboxamide |  | 719 | Scheme 1 |

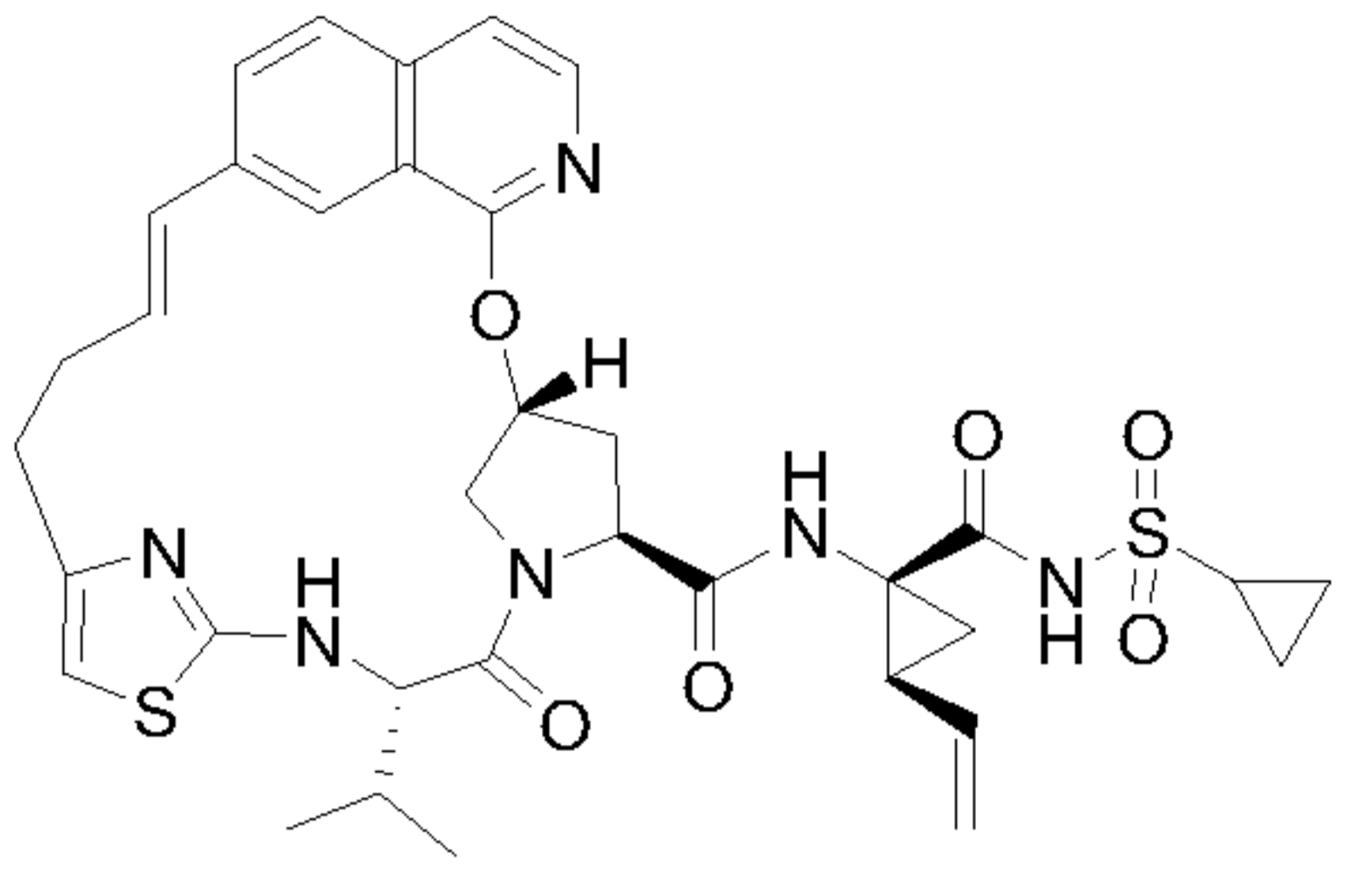
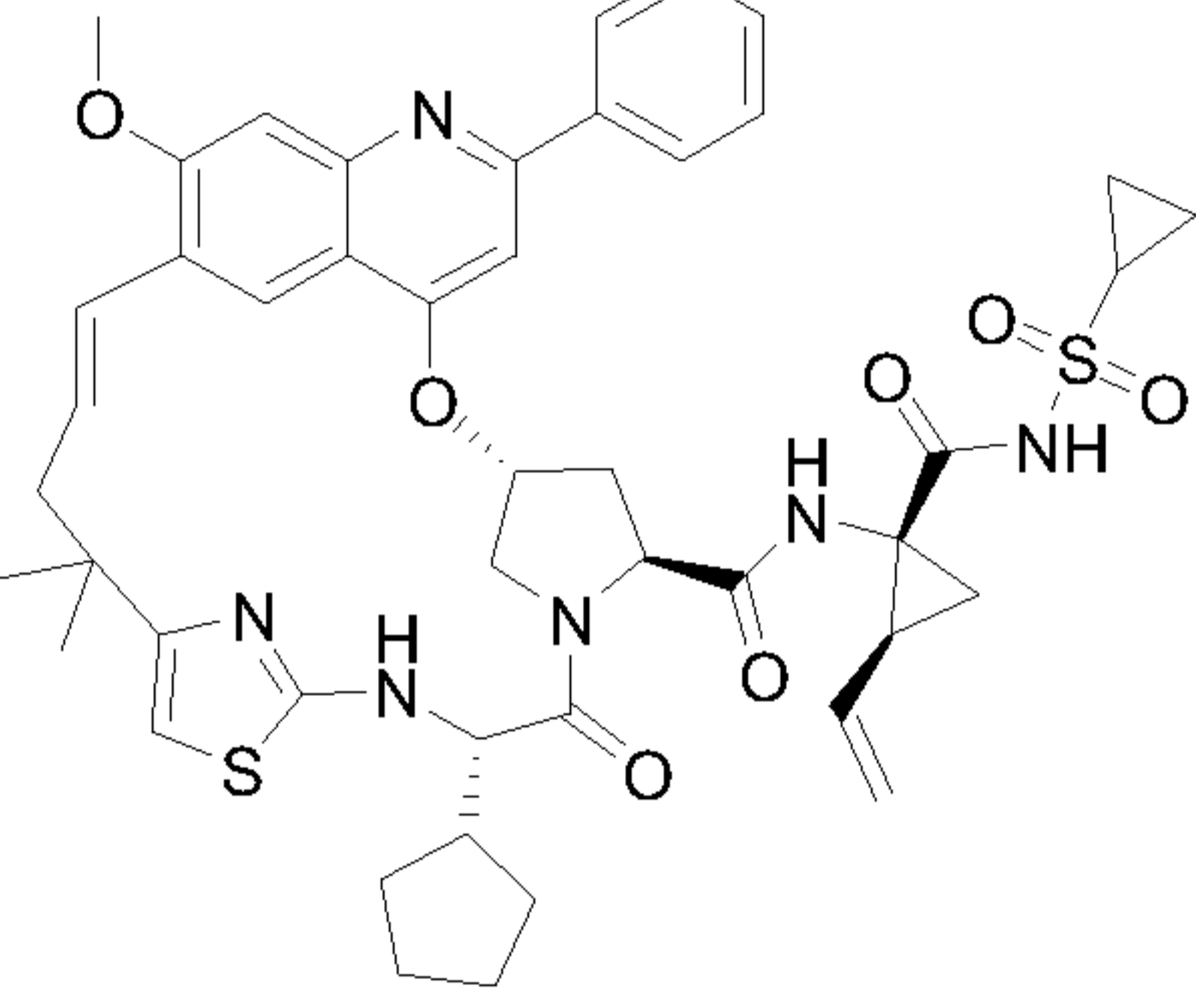
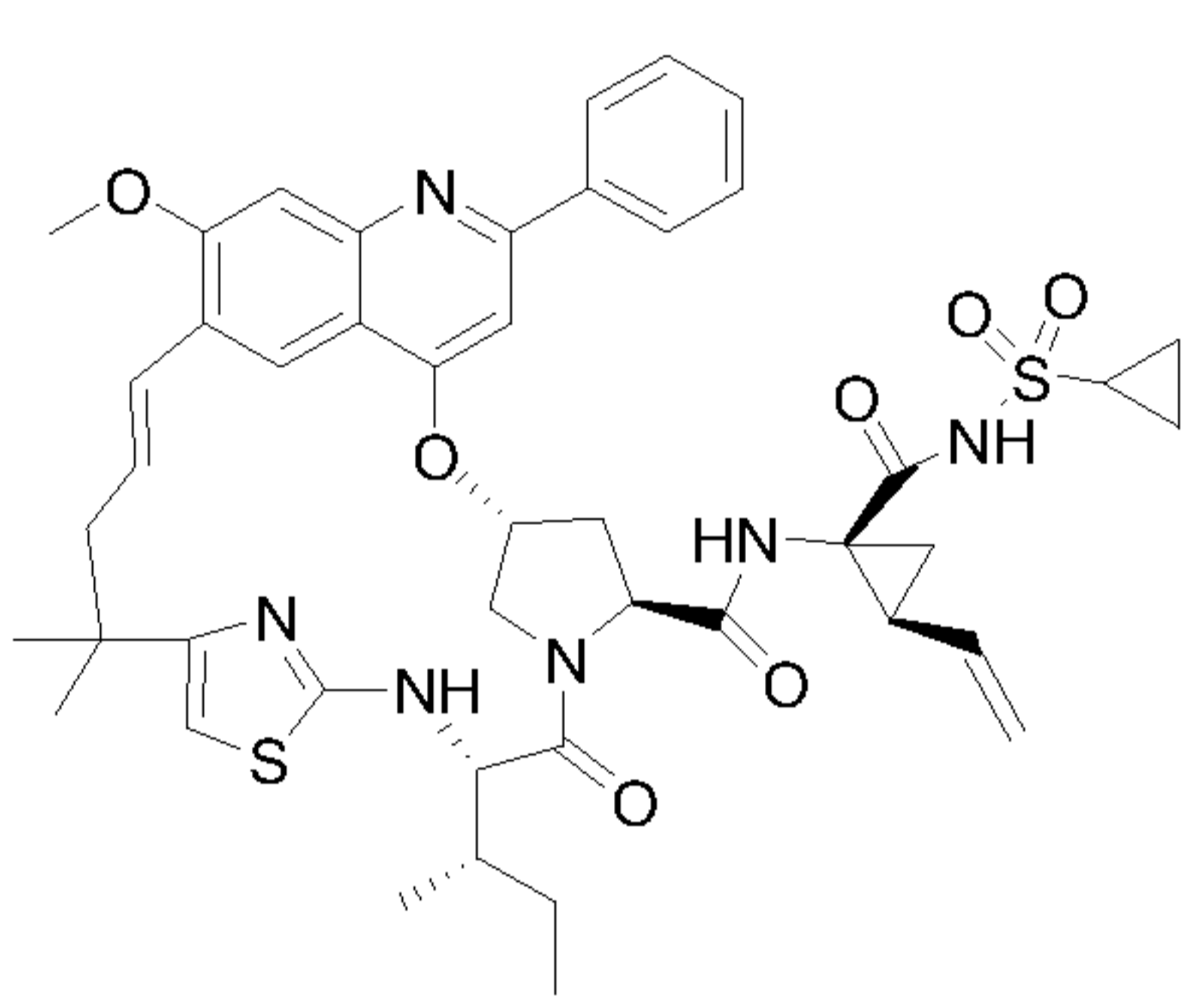
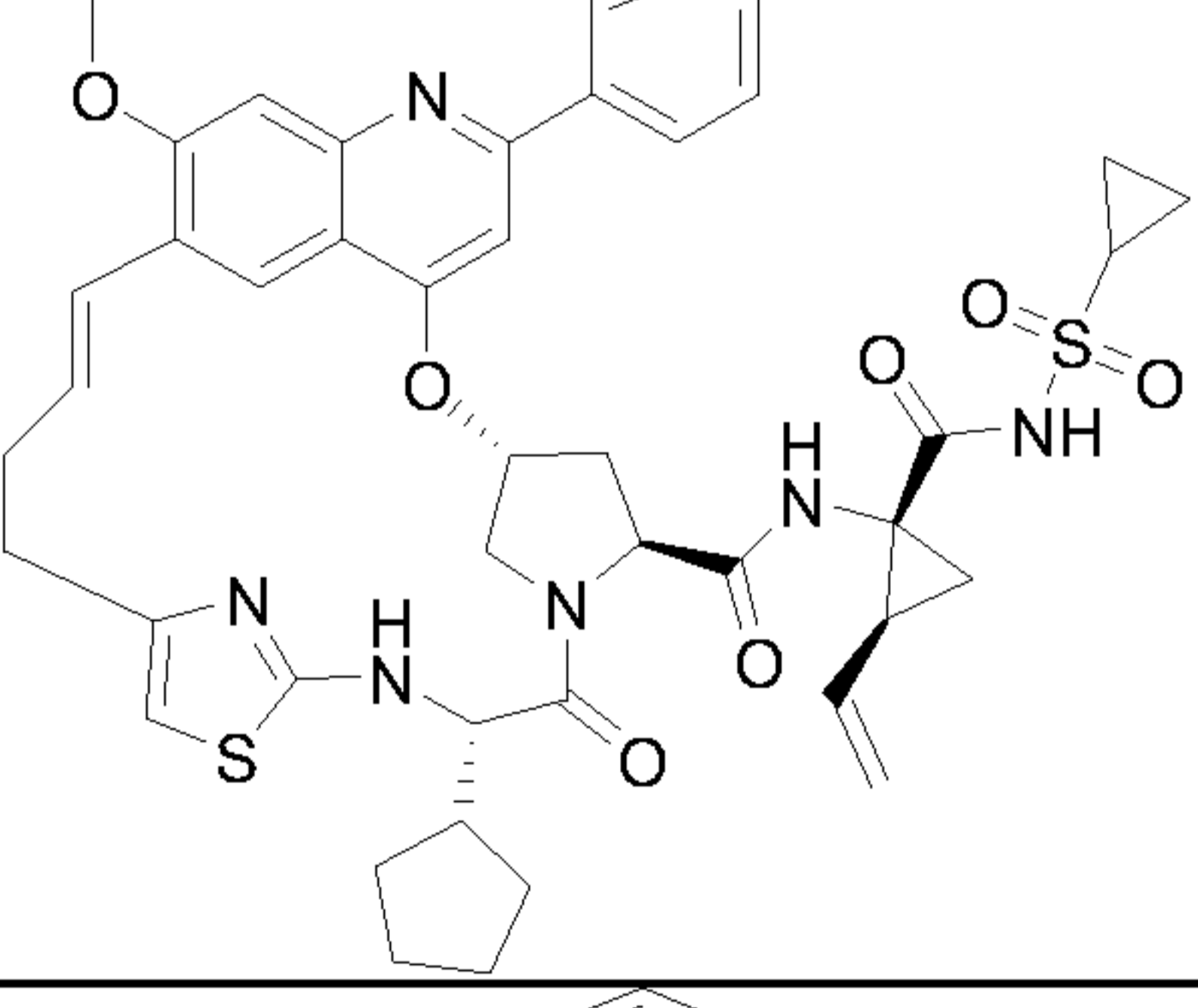
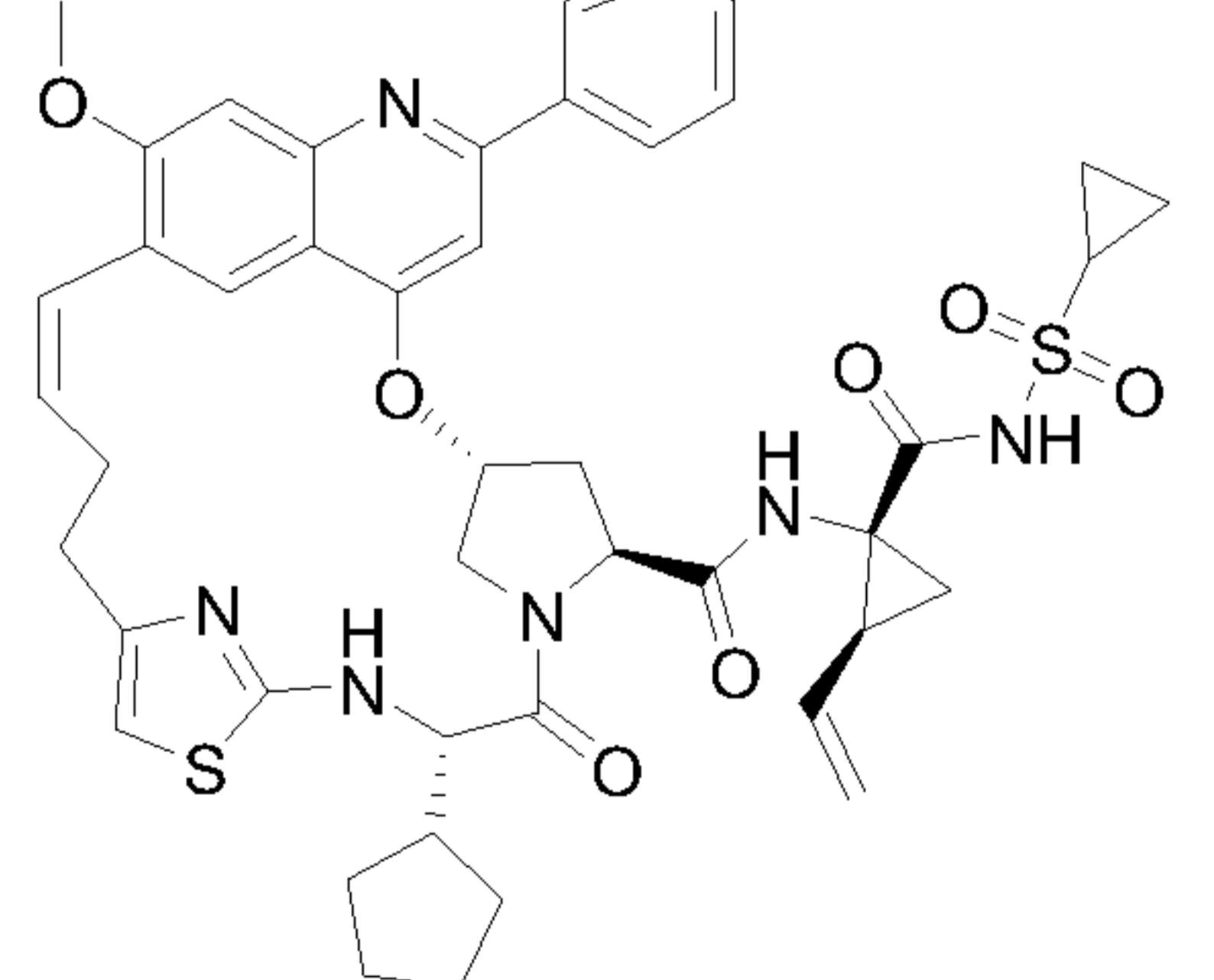
| | | | | |
|------|--|--|-----|----------|
| 1-16 | (1 <i>R</i> ,12 <i>E</i> ,22 <i>S</i> ,25 <i>S</i>)-22-cyclohexyl- <i>N</i> -((1 <i>R</i> ,2 <i>R</i>)-1-{[(cyclopropylsulfonyl)amino]carbonyl}-2-ethylcyclopropyl)-3,23-dioxo-2-oxa-19-thia-4,21,24,28-tetraazapentacyclo[22.2.1.1 ^{4,7} .1 ^{17,20} .0 ^{6,11}]nonacos-6,8,10,12,17,20(28)-hexaene-25-carboxamide | | 779 | Scheme 2 |
| 1-17 | (3 <i>R</i> ,5 <i>S</i> ,8 <i>S</i> ,16 <i>E</i>)- <i>N</i> -((1 <i>R</i> ,2 <i>S</i>)-1-{[(cyclopropylsulfonyl)amino]carbonyl}-2-ethenylcyclopropyl)-14,14-dimethyl-8-(1-methylethyl)-7-oxo-2-oxa-11-thia-6,9,24,27-tetraazapentacyclo[16.6.2.1 ^{3,6} .1 ^{10,13} .0 ^{21,25}]octacos-1(25),10(27),12,16,18,20,21,23,25-nonaene-5-carboxamide | | 733 | Scheme 1 |
| 1-18 | (1 <i>R</i> ,12 <i>E</i> ,22 <i>S</i> ,25 <i>S</i>)-22-cyclohexenyl- <i>N</i> -((1 <i>R</i> ,2 <i>S</i>)-1-{[(cyclopropylsulfonyl)amino]carbonyl}-2-ethenylcyclopropyl)-3,23-dioxo-2,15-dioxa-19-thia-4,21,24,28-tetraazapentacyclo[22.2.1.1 ^{4,7} .1 ^{17,20} .0 ^{6,11}]nonacos-6,8,10,12,17,20(28)-hexaene-25-carboxamide | | 779 | Scheme 2 |
| 1-19 | (1 <i>R</i> ,22 <i>S</i> ,25 <i>S</i>)-22-cyclohexenyl- <i>N</i> -((1 <i>R</i> ,2 <i>R</i>)-1-{[(cyclopropylsulfonyl)amino]carbonyl}-2-ethylcyclopropyl)-3,23-dioxo-2-oxa-19-thia-4,21,24,28-tetraazapentacyclo[22.2.1.1 ^{4,7} .1 ^{17,20} .0 ^{6,11}]nonacos-6,8,10,17,20(28)-pentaene-25-carboxamide | | 781 | Scheme 2 |
| 1-20 | (3 <i>R</i> ,5 <i>S</i> ,8 <i>S</i>)- <i>N</i> -((1 <i>R</i> ,2 <i>S</i>)-1-{[(cyclopropylsulfonyl)amino]carbonyl}-2-ethenylcyclopropyl)-14,14-dimethyl-8-(1-methylethyl)-7-oxo-2-oxa-11-thia-6,9,24,27-tetraazapentacyclo[16.6.2.1 ^{3,6} .1 ^{10,13} .0 ^{21,25}]octacos-1(25),10(27),12,18,20,21,23,25-octaene-5-carboxamide | | 735 | Scheme 1 |

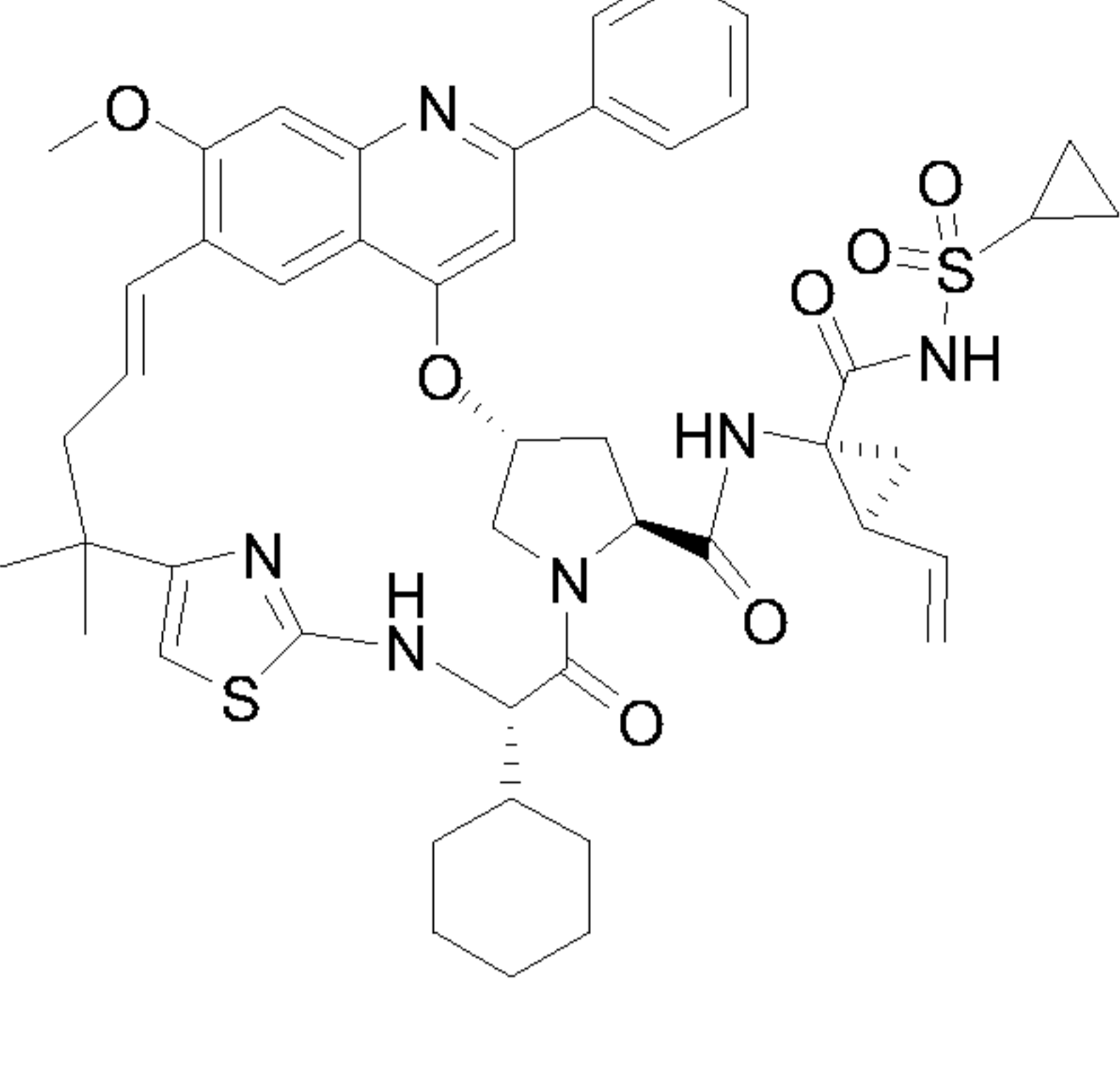
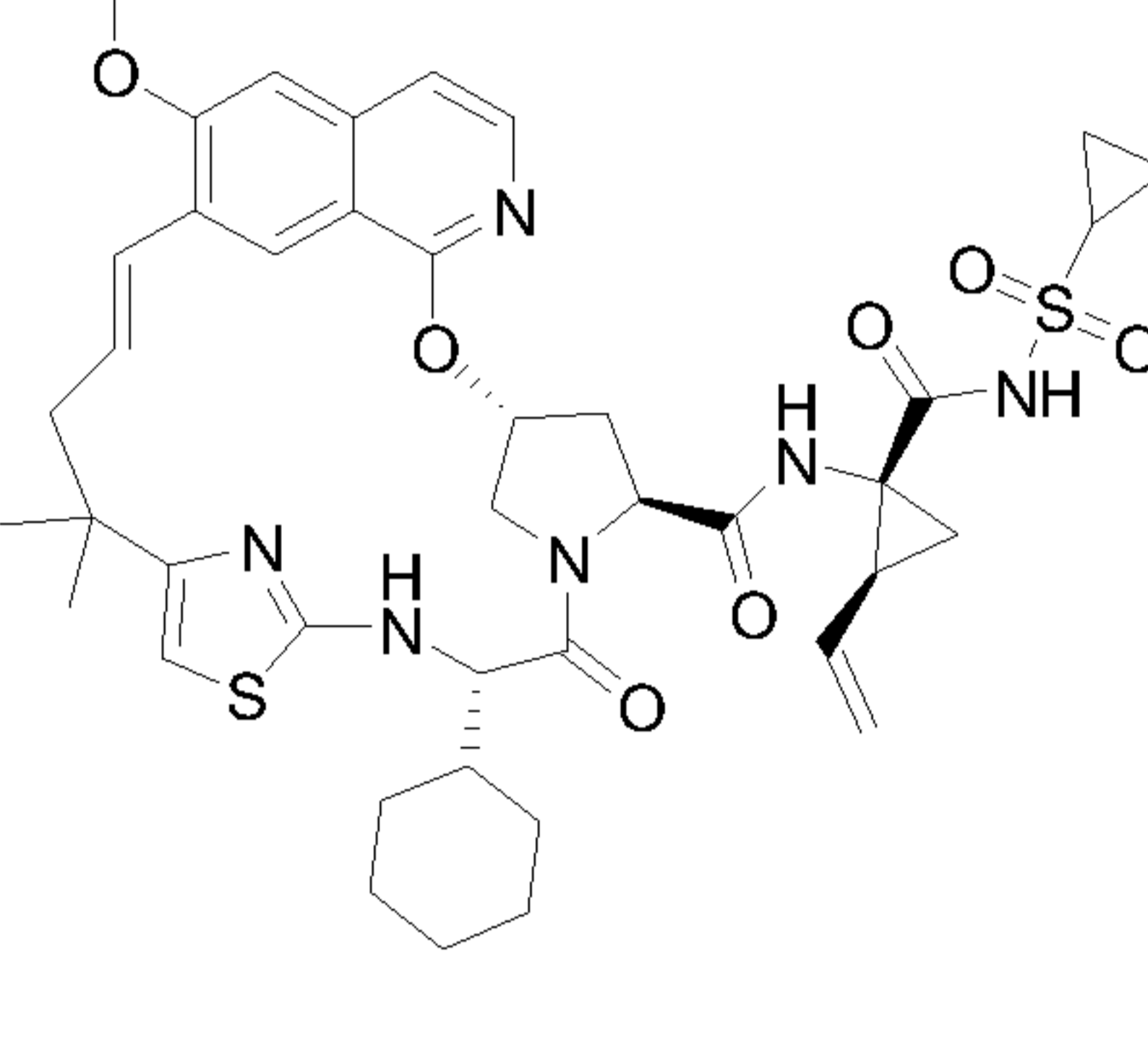
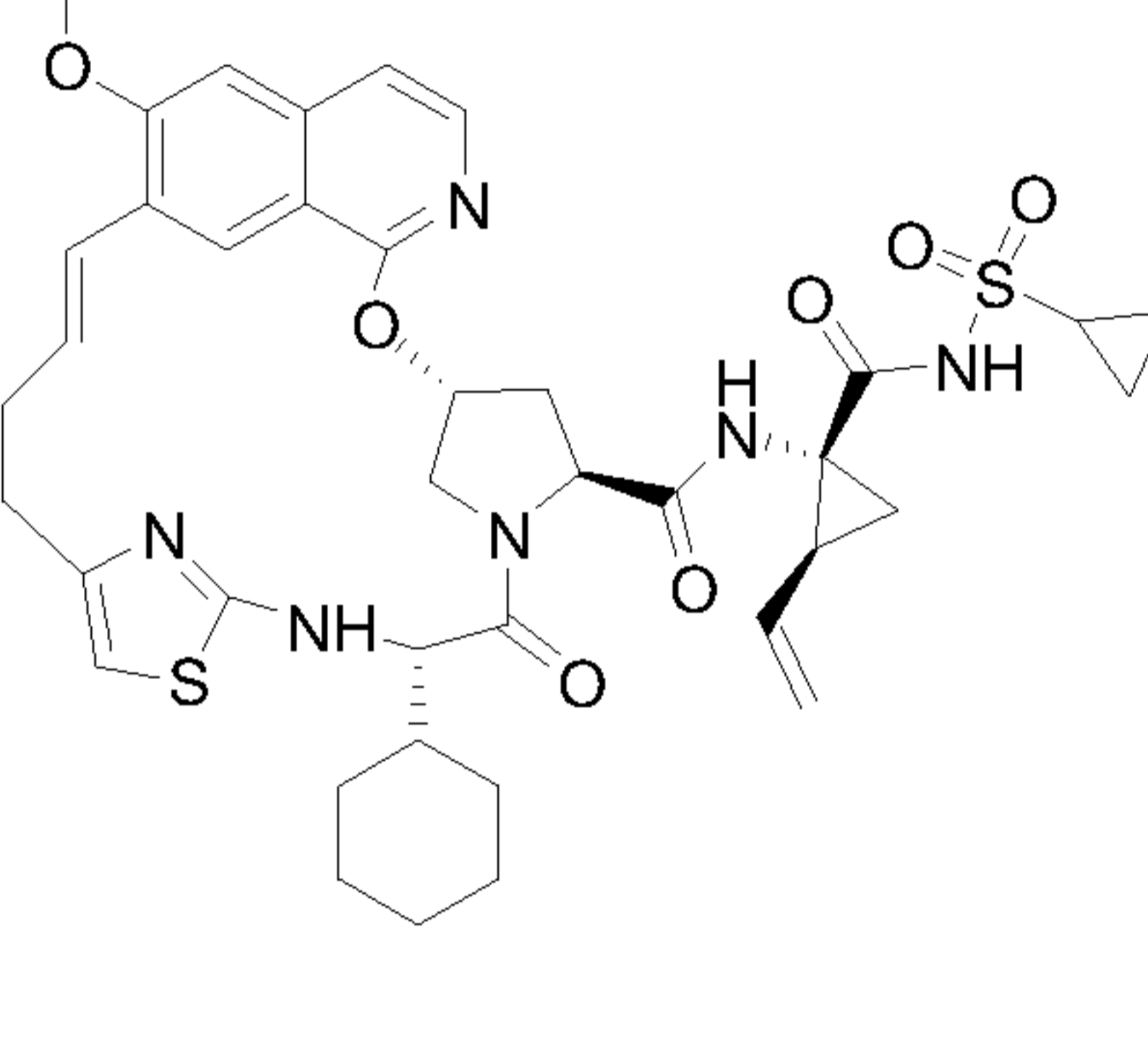
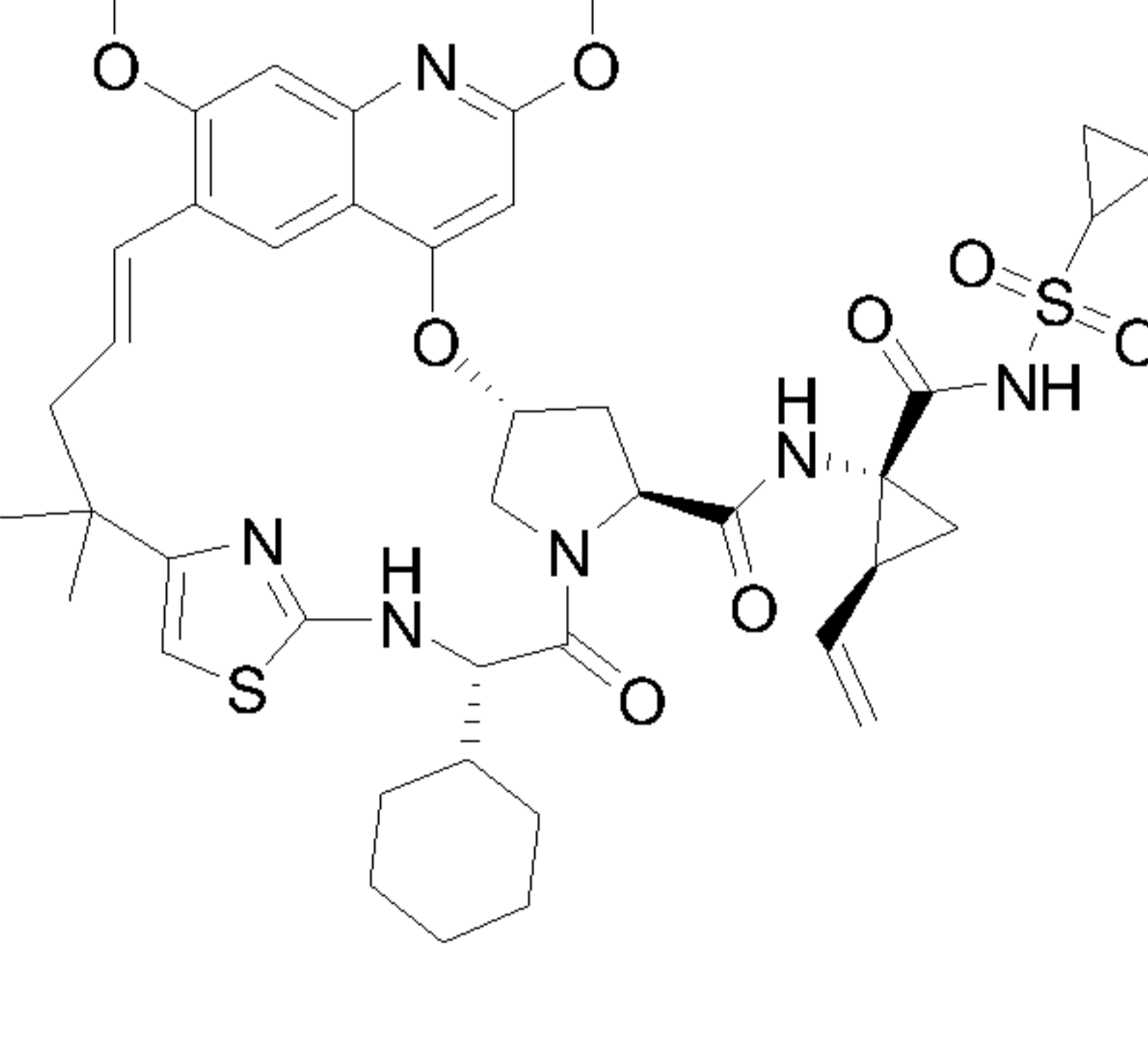
Table 2

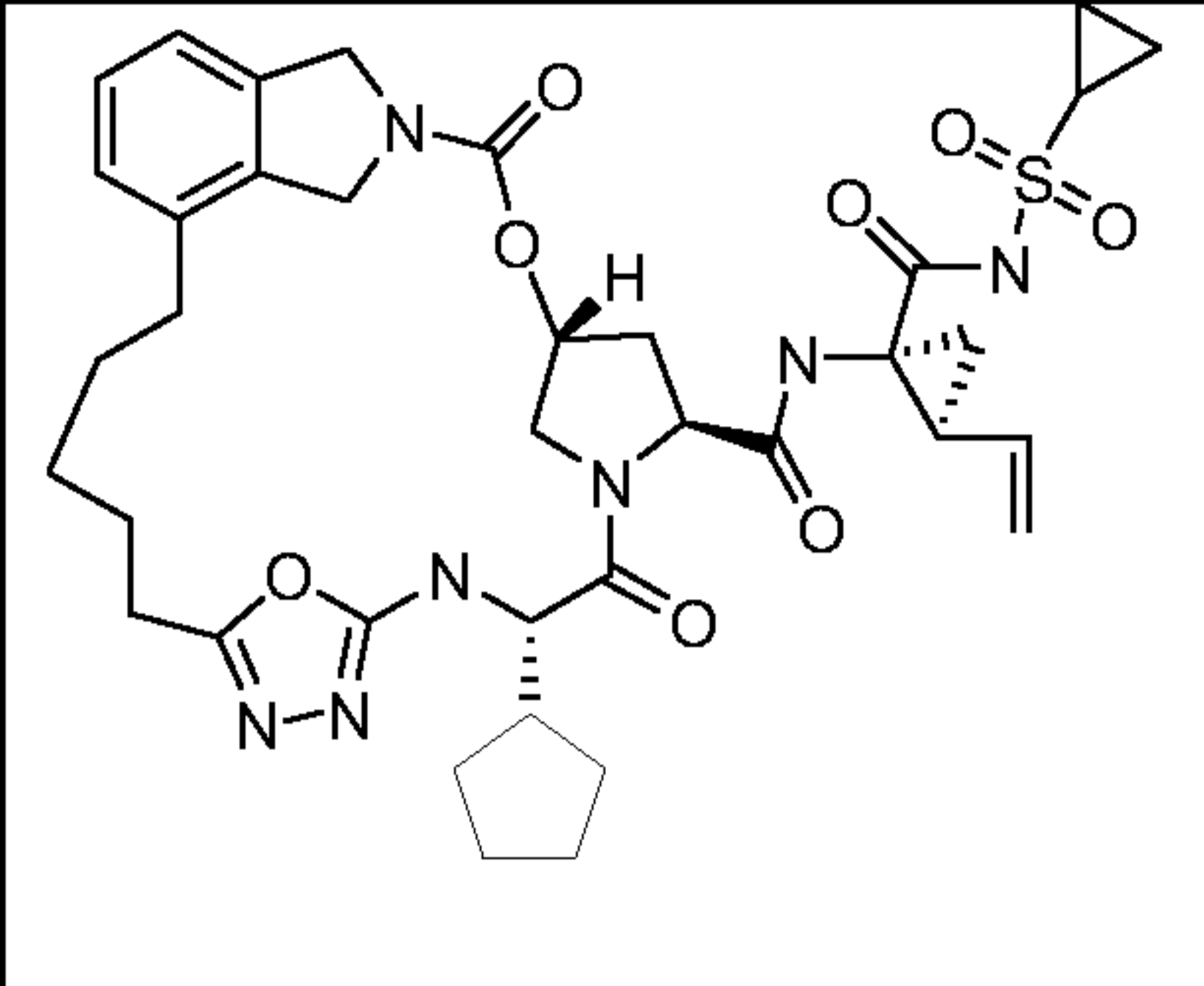
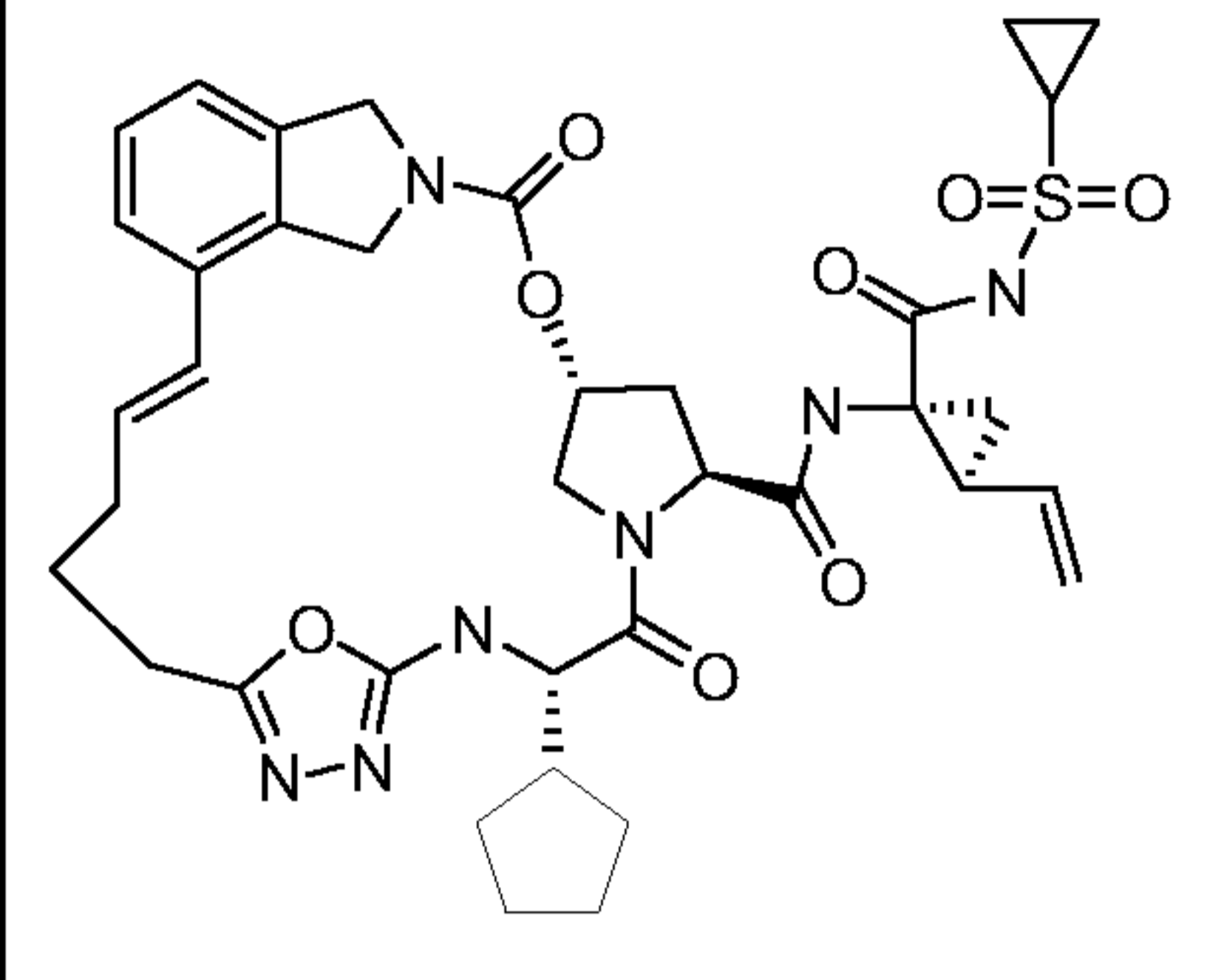
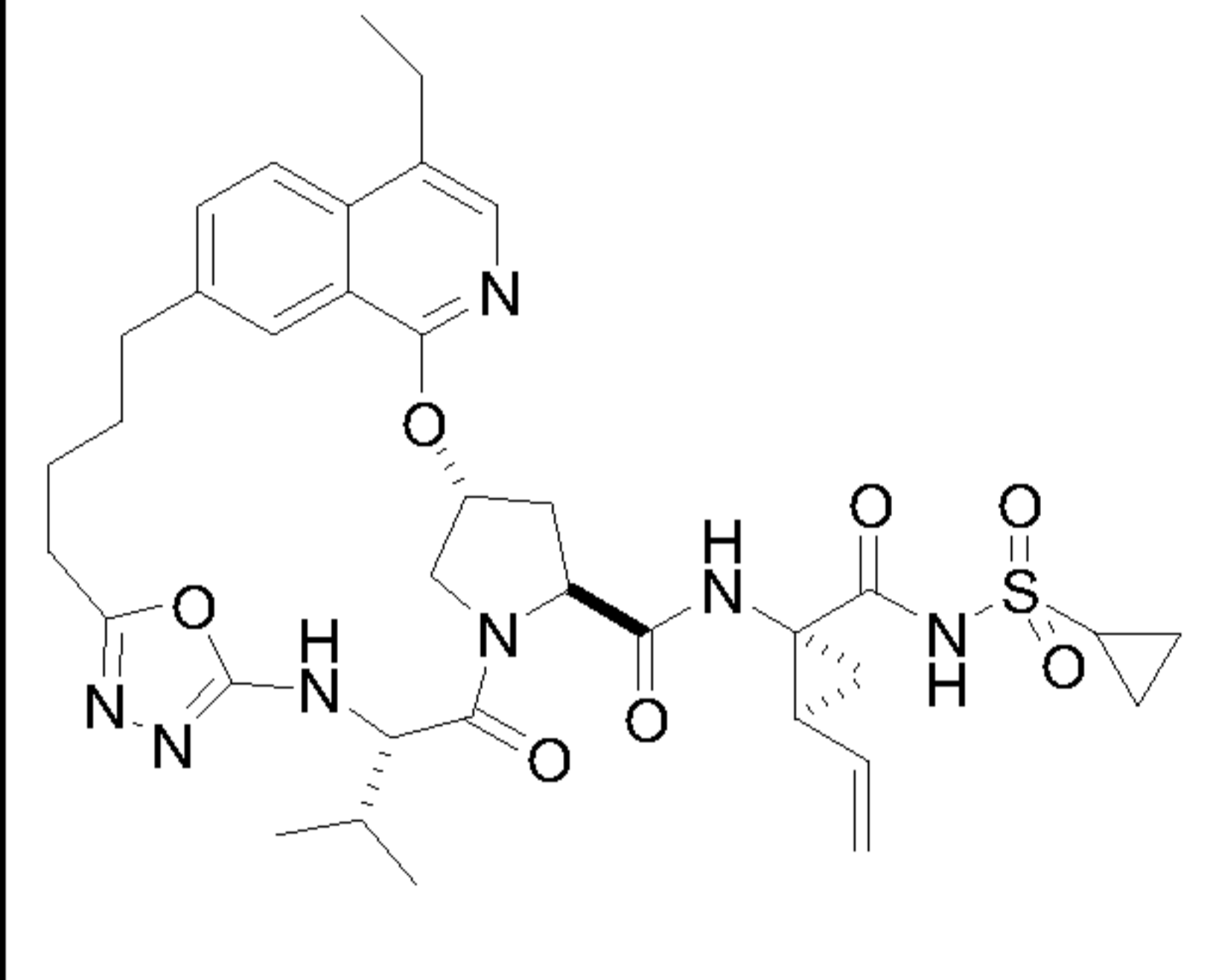
| Entry | Compound name | Structure | M+1 | Preparative method |
|-------|--|-----------|-----|--------------------|
| 2-1 | (3 <i>R</i> ,5 <i>S</i> ,8 <i>S</i>)- <i>N</i> -((1 <i>R</i> ,2 <i>S</i>)-1- {[(cyclopropylsulfonyl)amino]carbonyl} }-2-ethenylcyclopropyl)-8-isopropyl- 7-oxo-2,27-dioxa-6,9,11,12,24- pentazapentacyclo[16.6.2.1 ^{3,6} .1 ^{10,13} . 0 ^{21,25}]octacos-1(24),10,12,18,20,22, 25-heptaene-5-carboxamide | | 692 | Scheme 3 |
| 2-2 | (5 <i>S</i> ,8 <i>S</i>)- <i>N</i> -((1 <i>R</i> ,2 <i>S</i>)-2-ethenyl-1- {[cyclopropylsulfonyl]amino]carbonyl} }-2-ethenylcyclopropyl)-8-(1- methylethyl)-7-oxo-2,28-dioxa- 6,9,11,12,25-pentaazapentacyclo [17.6.2.1 ^{3,6} .1 ^{10,13} .0 ^{22,26}]nonacosa- 1(25),10,12,19,21,23,26-heptaene-5- carboxamide | | 706 | Scheme 3 |
| 2-3 | (1 <i>R</i> ,12 <i>E</i> ,22 <i>S</i> ,25 <i>S</i>)-22-cyclohexyl- <i>N</i> - ((1 <i>R</i> ,2 <i>S</i>)-1-{[cyclopropylsulfonyl] amino]carbonyl}-2- ethenylcyclopropyl)-3,23-dioxo-2,28- dioxo-4,18,19,21,24- pentaazapentacyclo[22.1.1 ^{4,7} .1 ^{17,20} .0 ^{6,11}]nonacosa-6,8,10,12,17,19-hexaene- 25-carboxamide | | 762 | Scheme 3 |
| 2-4 | (1 <i>R</i> ,22 <i>S</i> ,25 <i>S</i>)-22-cyclohexyl- <i>N</i> - ((1 <i>R</i> ,2 <i>S</i>)-1-{[cyclopropylsulfonyl] amino]carbonyl}-2- ethenylcyclopropyl)-3,23-dioxo-2,28- dioxo-4,18,19,21,24- pentaazapentacyclo[22.1.1 ^{4,7} .1 ^{17,20} .0 ^{6,11}]nonacosa-6,8,10,17,19-pentaene-25- carboxamide | | 764 | Scheme 3 |
| 2-5 | (3 <i>R</i> ,5 <i>S</i> ,8 <i>S</i>)- <i>N</i> -((1 <i>R</i> ,2 <i>S</i>)-1- {[(cyclopropylsulfonyl)amino]carbonyl} }-2-ethenylcyclopropyl)-23-iodo-8- isopropyl-7-oxo-2,28-dioxa- 6,9,11,12,25-pentazapentacyclo [17.6.2.1 ^{3,6} .1 ^{10,13} .0 ^{21,26}]nonacosa- 1(25),10,12,19,21,23,26-heptaene-5- carboxamide | | 832 | Scheme 3 |

Table 3

| Entry | Compound name | Structure | M+1 | Preparative method |
|-------|---|---|-----|--------------------|
| 3-1 | (1R,12E,22S,25S)-22-cyclopentyl-N-((1R,2S)-1-[(cyclopropylsulfonyl)amino]carbonyl)-2-vinylcyclopropyl)-3,23-dioxo-2-oxa-19-thia-4,21,24,28-tetraazapentacyclo[22.2.1.14,7.117,20.06,11]nonacosa-6,8,10,12,17,20(28)-hexaene-25-carboxamide |  | 764 | Scheme 2 |
| 3-2 | (1R,12E,21S,24S)-21-cyclohexyl-N-((1R,2S)-1-[(cyclopropylsulfonyl)amino]carbonyl)-2-vinylcyclopropyl)-15,15-dimethyl-3,22-dioxo-2-oxa-18-thia-4,20,23,27-tetraazapentacyclo[22.2.1.14,7.116,19.06,11]octacosa-6,8,10,12,16,19(27)-hexaene-24-carboxamide |  | 792 | Scheme 2 |
| 3-3 | (3R,5S,8S,16E)-8-cyclopentyl-N-((1R,2S)-1-[(cyclopropylsulfonyl)amino]carbonyl)-2-vinylcyclopropyl)-7-oxo-2-oxa-11-thia-6,9,24,27-tetraazapentacyclo[16.6.2.13,5.110,13.021,25]octacosa-1(24),10(27),12,16,18,20,22,25-octaene-5-carboxamide |  | 731 | Scheme 1 |
| 3-4 | (1R,12E,21S,24S)-21-cyclopentyl-N-((1R,2S)-1-[(cyclopropylsulfonyl)amino]carbonyl)-2-vinylcyclopropyl)-15,15-dimethyl-3,22-dioxo-2-oxa-18-thia-4,20,23,27-tetraazapentacyclo[22.2.1.14,7.116,19.06,11]octacosa-6,8,10,12,16,19(27)-hexaene-24-carboxamide |  | 777 | Scheme 2 |

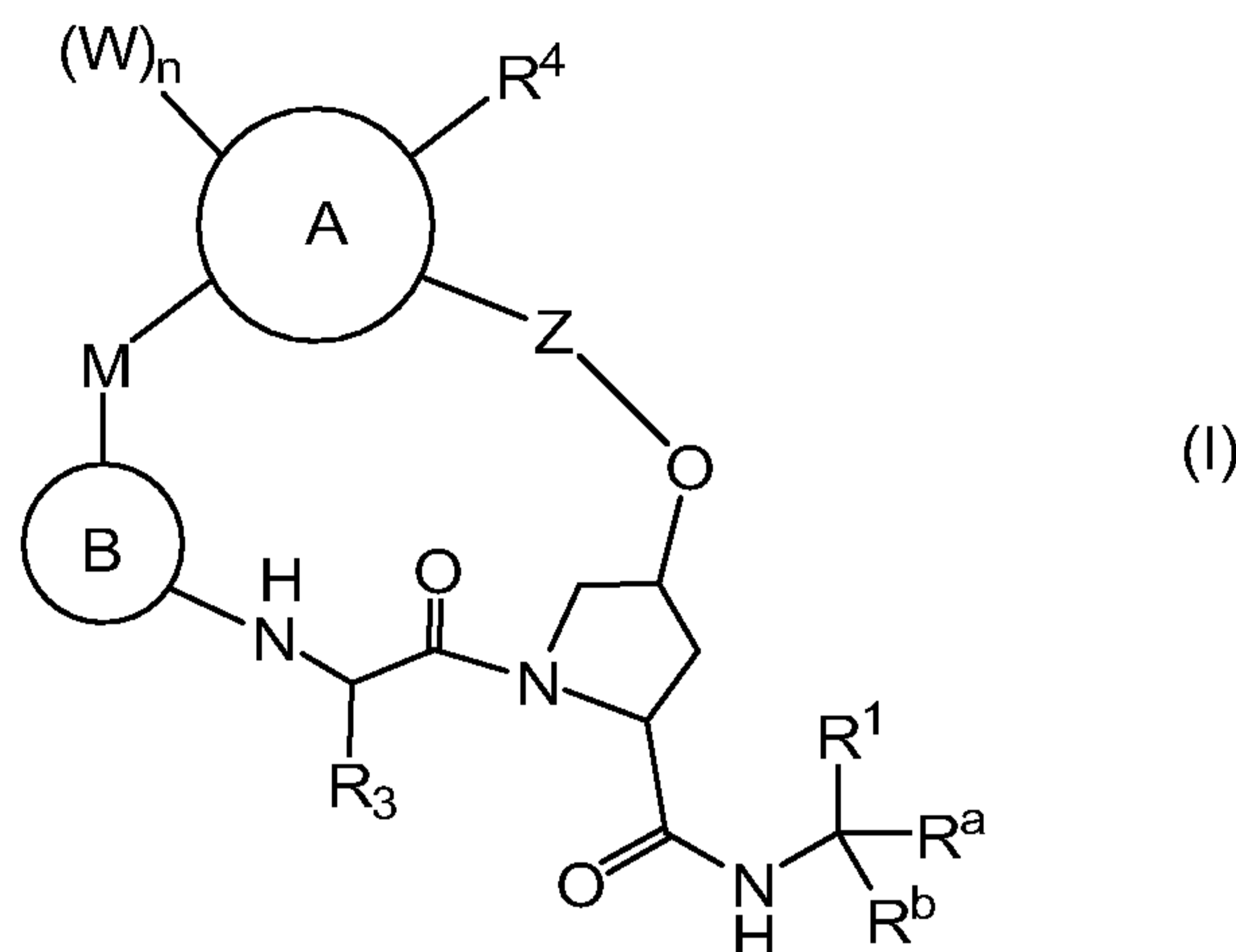
| | | | | |
|-----|---|---|-----|----------|
| 3-5 | (3R,5S,8S,16E)-N-((1R,2S)-1- {[(cyclopropylsulfonyl)amino]carbon yl}-2-vinylcyclopropyl)-8-isopropyl- 7-oxo-2-oxa-11-thia-6,9,24,27- tetraazapentacyclo[16.6.2.13,5.110,1 3.021,25]octacosa- 1(24),10(27),12,16,18,20,21,23,25- nonaene-5-carboxamide |  | 706 | Scheme 1 |
| 3-6 | (3R,5S,8S,16E)-8-cyclopentyl-N- ((1R,2S)-1- {[(cyclopropylsulfonyl) amino]carbonyl}-2-vinylcyclopropyl)- 19-methoxy-14,14-dimethyl-7-oxo- 23-phenyl-2-oxa-11-thia-6,9,22,27- tetraazapentacyclo[16.6.2.13,5.110,1 3.021,25]octacosa- 1(24),10(27),12,16,18,20,22,25- octaene-5-carboxamide |  | 866 | Scheme 4 |
| 3-7 | (3R,5S,8S,16E)-8-[(1S)-1- methylpropyl]-N-((1R,2S)-1- {[(cyclopropylsulfonyl)amino]carbon yl}-2-vinylcyclopropyl)-19-methoxy- 14,14-dimethyl-7-oxo-23-phenyl-2- oxa-11-thia-6,9,22,27-tetraazapenta cyclo[16.6.2.13,5.110,13.021,25]octa cosa-1(24),10(27),12,16,18,20,22, 25-octaene-5-carboxamide |  | 853 | Scheme 4 |
| 3-8 | (3R,5S,8S,16E)-8-cyclopentyl N- ((1R,2S)-1- {[(cyclopropylsulfonyl) amino]carbonyl}-2-vinylcyclopropyl)- 19-methoxy-7-oxo-23-phenyl-2-oxa- 11-thia-6,9,22,27-tetraazapentacyclo [16.6.2.13,5.110,13.021,25]octacosa- 1(24),10(27),12,16,18,20,22,25- octaene-5-carboxamide |  | 838 | Scheme 4 |
| 3-9 | (3R,5S,8S,16Z)-8-cyclopentyl N- ((1R,2S)-1- {[(cyclopropylsulfonyl) amino]carbonyl}-2-vinylcyclopropyl)- 19-methoxy-7-oxo-23-phenyl-2-oxa- 11-thia-6,9,22,27-tetraazapentacyclo [16.6.2.13,5.110,13.021,25]octacosa- 1(24),10(27),12,16,18,20,22,25- octaene-5-carboxamide |  | 838 | Scheme 4 |

| | | | | |
|------|--|--|-----|----------|
| 3-10 | (3R,5S,8S,16E)-8-cyclohexyl-N-((1R,2S)-1-[[cyclopropylsulfonyl]amino]carbonyl)-2-vinylcyclopropyl)-19-methoxy-14,14-dimethyl-7-oxo-23-phenyl-2-oxa-11-thia-6,9,22,27-tetraazapentacyclo[16.6.2.13,5.110,13.021,25]octacos-1(24),10(27),12,16,18,20,22,25-octaene-5-carboxamide |  Chemical structure of compound 880, a complex polycyclic molecule featuring a cyclohexane ring, a thiazole ring, a pyridine ring, and a long chain with multiple oxygen and nitrogen atoms, including a cyclopropylsulfonyl group and a vinyl group. | 880 | Scheme 4 |
| 3-11 | (3R,5S,8S,16E)-8-cyclohexyl-N-((1R,2S)-1-[[cyclopropylsulfonyl]amino]carbonyl)-2-vinylcyclopropyl)-19-methoxy-14,14-dimethyl-7-oxo-2-oxa-11-thia-6,9,24,27-tetraazapentacyclo[16.6.2.13,5.110,13.021,25]octacos-1(24),10(27),12,16,18,20,22,25-octaene-5-carboxamide |  Chemical structure of compound 804, similar to 880 but with a different ring fusion pattern in the tetraazapentacyclo system. | 804 | Scheme 4 |
| 3-12 | (3R,5S,8S,16E)-8-cyclohexyl-N-((1R,2S)-1-[[cyclopropylsulfonyl]amino]carbonyl)-2-vinylcyclopropyl)-19-methoxy-7-oxo-2-oxa-11-thia-6,9,24,27-tetraazapentacyclo[16.6.2.13,5.110,13.021,25]octacos-1(24),10(27),12,16,18,20,22,25-octaene-5-carboxamide |  Chemical structure of compound 776, similar to 804 but with a different ring fusion pattern in the tetraazapentacyclo system. | 776 | Scheme 4 |
| 3-13 | (3R,5S,8S,16E)-8-cyclohexyl-N-((1R,2S)-1-[[cyclopropylsulfonyl]amino]carbonyl)-2-vinylcyclopropyl)-19,23-dimethoxy-14,14-dimethyl-7-oxo-2-oxa-11-thia-6,9,22,27-tetraazapentacyclo[16.6.2.13,5.110,13.021,25]octacos-1(24),10(27),12,16,18,20,22,25-octaene-5-carboxamide |  Chemical structure of compound 834, similar to 804 but with two methoxy groups at positions 19 and 23. | 834 | Scheme 4 |

| | | | | |
|------|--|---|-----|----------|
| 3-14 | (1 <i>R</i> ,22 <i>S</i> ,25 <i>S</i>)-22-cyclopentyl- <i>N</i> -((1 <i>R</i> ,2 <i>S</i>)-1-{[cyclopropylsulfonyl]amino}carbonyl)-2-ethenylcyclopropyl)-3,23-dioxo-2,28-dioxa-4,18,19,21,24-pentaazapentacyclo[22.1.1 ^{4,7} .1 ^{17,20} .0 ^{6,11}]nonacosa-6,8,10,17,19-pentaene-25-carboxamide |  | 750 | Scheme 3 |
| 3-15 | (1 <i>R</i> ,12 <i>E</i> ,22 <i>S</i> ,25 <i>S</i>)-22-cyclopentyl- <i>N</i> -((1 <i>R</i> ,2 <i>S</i>)-1-{[cyclopropylsulfonyl]amino}carbonyl)-2-ethenylcyclopropyl)-3,23-dioxo-2,28-dioxa-4,18,19,21,24-pentaazapentacyclo[22.1.1 ^{4,7} .1 ^{17,20} .0 ^{6,11}]nonacosa-6,8,10,12,17,19-hexaene-25-carboxamide |  | 748 | Scheme 3 |
| 3-16 | (3 <i>R</i> ,5 <i>S</i> ,8 <i>S</i>)- <i>N</i> -((1 <i>R</i> ,2 <i>S</i>)-1-{[(cyclopropylsulfonyl)amino]carbonyl}-2-vinylcyclopropyl)-22-ethyl-8-isopropyl-7-oxo-2,27-dioxa-6,9,11,12,24-pentaazapentacyclo[16.6.2.1 ^{3,6} .1 ^{10,13} .0 ^{21,25}]octacosa-1(24),10,12,18,20,22,25-heptaene-5-carboxamide |  | 720 | Scheme 5 |

Claims

1. A compound of formula (I):



5 or a pharmaceutically acceptable salt thereof,
wherein:

n is 0, 1 or 2;

R¹ is CO₂R⁵, CONR⁵SO₂R⁵, CONR⁵SO₂N(R⁵)₂ or tetrazolyl;

R^a is C₂₋₆alkylene-R²;

10 R^b is hydrogen;

or R^a and R^b, together with the carbon atom to which they are attached, form a C₃₋₆cycloalkyl group, optionally substituted by R²;

R² is C₁₋₆alkyl, C₂₋₆alkenyl or C₃₋₈cycloalkyl, wherein said alkyl, alkenyl or cycloalkyl is optionally substituted with 1 to 3 halo;

15 R³ is C₁₋₆alkyl, (CH₂)₀₋₃C₃₋₈cycloalkyl, (CH₂)₀₋₃aryl or (CH₂)₀₋₃Het, optionally substituted by halo, OR⁵, SR⁵, N(R⁵)₂, C₁₋₆alkyl, NO₂, CN, CF₃, NR⁵SO₂R⁵, SO₂N(R⁵)₂, NHCO₂R⁵, NHCOR⁵, NHCONHR⁵, CO₂R⁵, C(O)R⁵ or CON(R⁵)₂;

R⁴ is hydrogen, halo, hydroxy, C₁₋₆alkyl, C₁₋₆alkoxy, CN, NO₂, C₃₋₈cycloalkyl, N(R⁵)₂, aryl or heteroaryl, optionally substituted by 1 to 8 halo or C₁₋₄alkyl;

20 each R⁵ is independently hydrogen, C₁₋₆alkyl or C₃₋₈cycloalkyl;

each W is independently halo, OR⁵, C₁₋₆alkyl, CN, NO₂, CF₃, CO₂R⁵, CON(R⁵)₂, COR⁵, NR⁵C(O)R⁵, aryl or heteroaryl;

Z is a bond or C=O;

25 M is C₂₋₁₂alkylene or C₂₋₁₂alkenylene, optionally substituted by C₁₋₆alkyl, (CH₂)₀₋₃C₃₋₈cycloalkyl or (CH₂)₀₋₃aryl, and optionally containing one O or S atom;

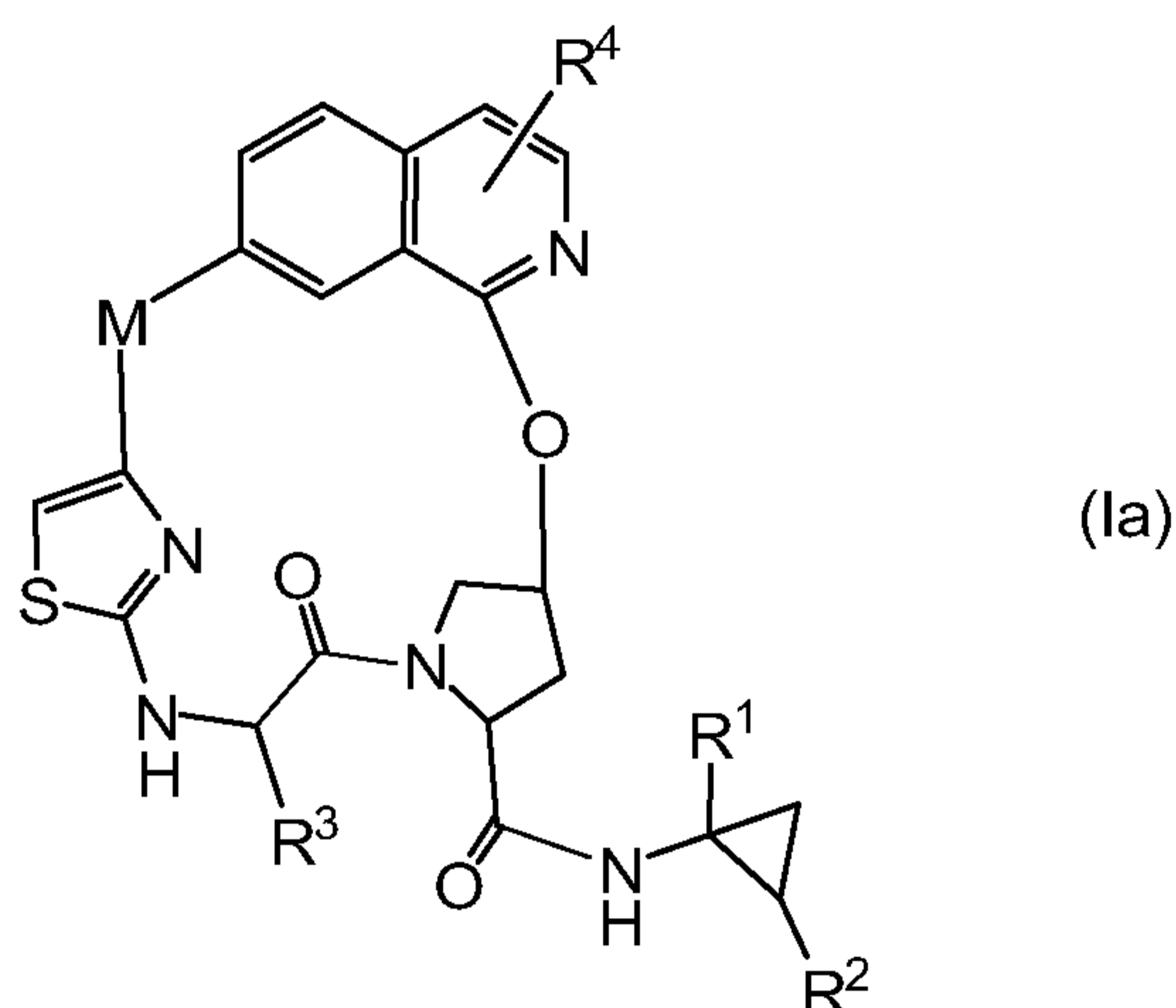
ring A is a 8- to 10-membered fused heterobicyclic ring system containing 1 to 4 heteroatoms selected from N, O and S; and

ring B is a C-linked 5- or 6-membered heteroaromatic ring containing 1 to 4 heteroatoms selected from N, O and S.

2. A compound as claimed in Claim 1 wherein n is 0 or 1.
5
3. A compound as claimed in Claim 1 or Claim 2 wherein R¹ is CONR⁵SO₂R⁵ or CONR⁵SO₂N(R⁵)₂ where R⁵ is as defined in Claim 1.
4. A compound as claimed in any one of Claims 1 to 3 wherein R^a is C₂₋₅alkylene-R² where
10 R² is as defined in Claim 1.
5. A compound as claimed in any one of Claims 1 to 3 wherein R^a and R^b, together with the carbon atom to which they are attached, form a C₃₋₅cycloalkyl group, optionally substituted by R², where R² is C₁₋₆alkyl or C₂₋₆alkenyl.
15
6. A compound as claimed in any one of Claims 1 to 5 wherein R³ is C₁₋₆alkyl or (CH₂)₀₋₃C₃₋₈cycloalkyl, optionally substituted by halo, OR⁵ or C₁₋₆alkyl, where R⁵ is as defined in Claim 1.
7. A compound as claimed in any one of Claims 1 to 6 wherein R⁴ is hydrogen, halo,
20 hydroxy, C₁₋₆alkyl, C₁₋₆alkoxy, C₃₋₈cycloalkyl or aryl.
8. A compound as claimed in any one of Claims 1 to 7 wherein each W is independently halo, OR⁵, C₁₋₆alkyl, CN, NO₂, CF₃, CO₂R⁵ or CON(R⁵)₂, where R⁵ is as defined in Claim 1.
9. A compound as claimed in any one of Claims 1 to 8 wherein Z is a bond when A is
25 pyridinyl.
10. A compound as claimed in any one of Claims 1 to 8 wherein Z is C=O when A is
pyrrolidinyl.
30
11. A compound as claimed in any one of Claims 1 to 10 wherein M is C₂₋₈alkylene or C₂₋₈alkenylene, optionally substituted by C₁₋₄alkyl or C₃₋₆cycloalkyl, and optionally containing one O atom.
- 35 12. A compound as claimed in any one of Claims 1 to 11 wherein A is a 9- or 10- membered fused heterobicyclic ring system containing 1 to 3 heteroatoms selected from N and O.

13. A compound as claimed in any one of Claims 1 to 12 wherein B is a C-linked 5-membered heteroaromatic ring containing 2 or 3 heteroatoms selected from N, O and S.

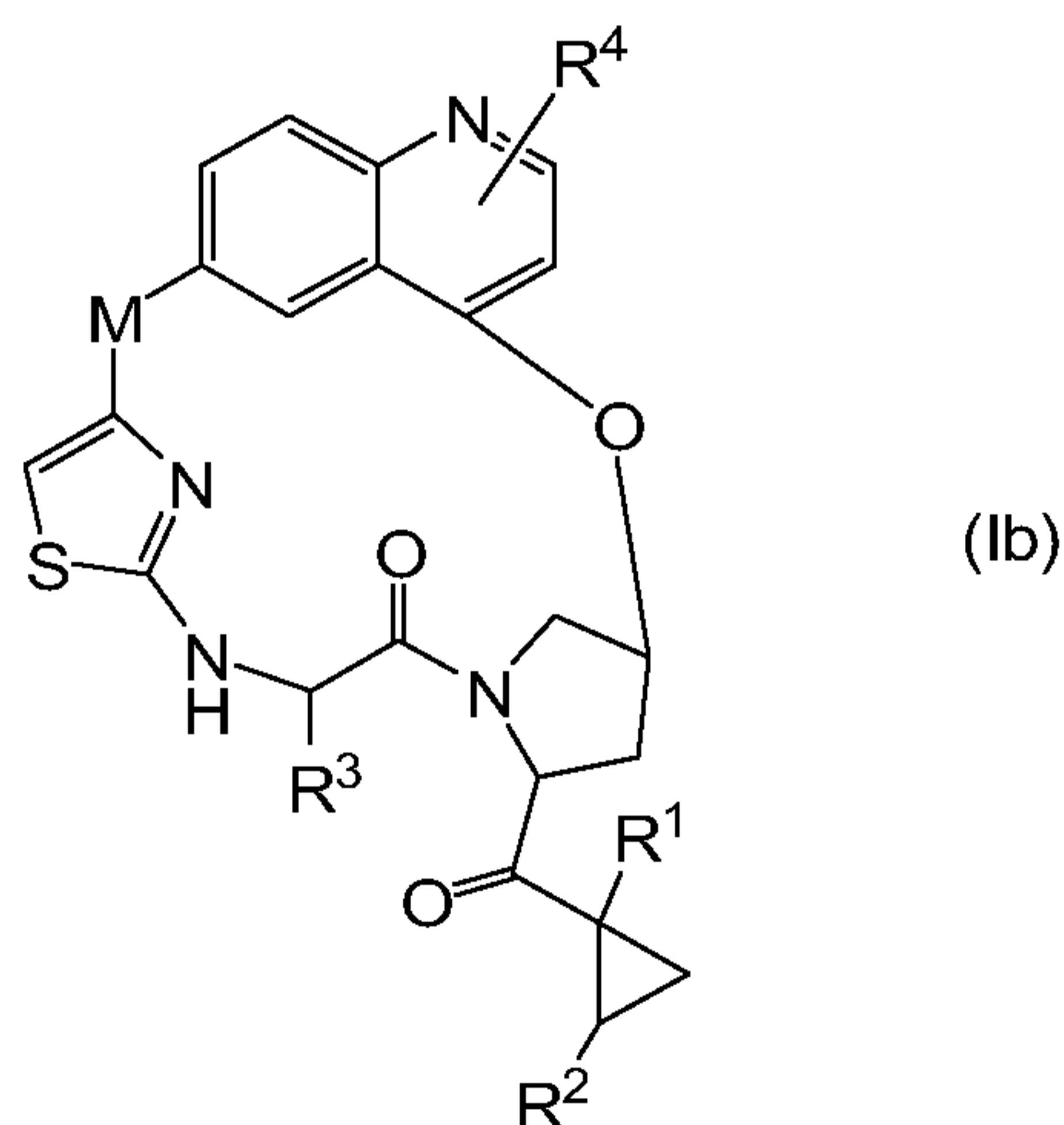
14. A compound as claimed in Claim 1 of formula (Ia):



5

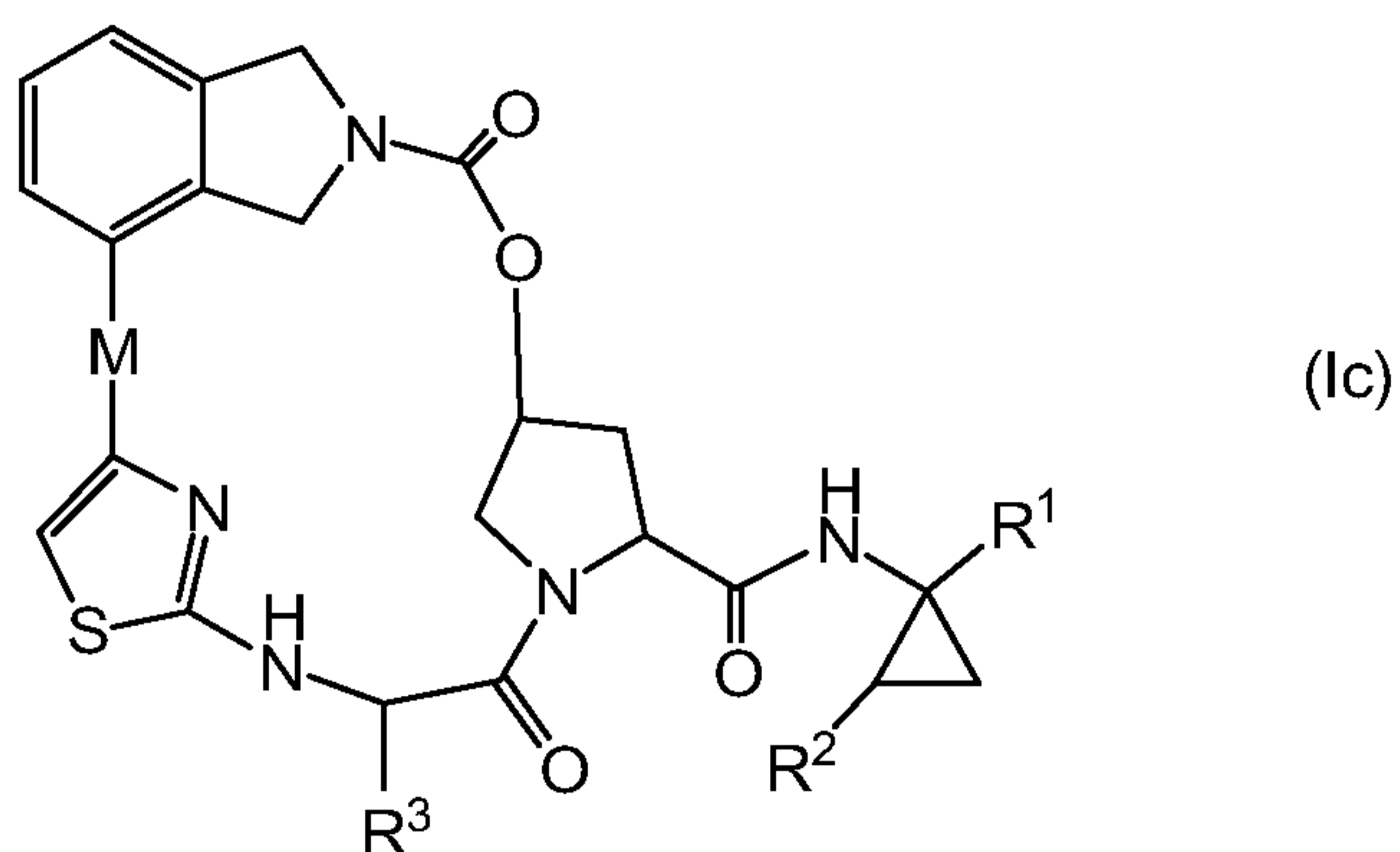
or a pharmaceutically acceptable salt thereof,
wherein R¹, R², R³, R⁴ and M are as defined in Claim 1.

15. In another embodiment of the present invention, there is provided the compound of
10 formula (Ib):



or a pharmaceutically acceptable salt thereof,
wherein R¹, R², R³, R⁴ and M are as defined in Claim 1.

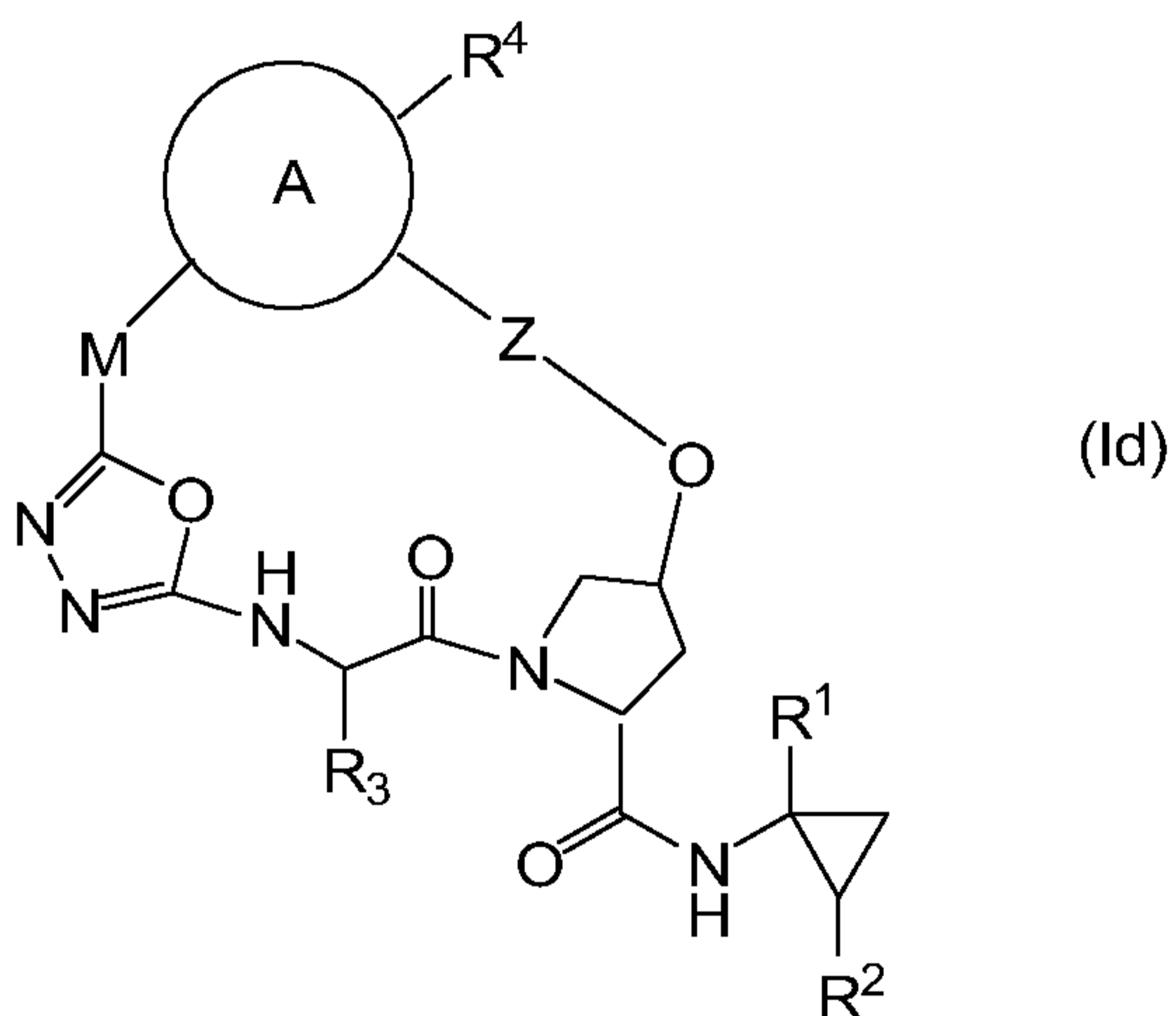
15 16. In another embodiment of the present invention, there is provided the compound of
formula (Ic):



(Ic)

or a pharmaceutically acceptable salt thereof,
 wherein R¹, R², R³ and M are as defined in relation to formula (I).

- 5 17. In another embodiment of the present invention, there is provided the compound of formula (Id):



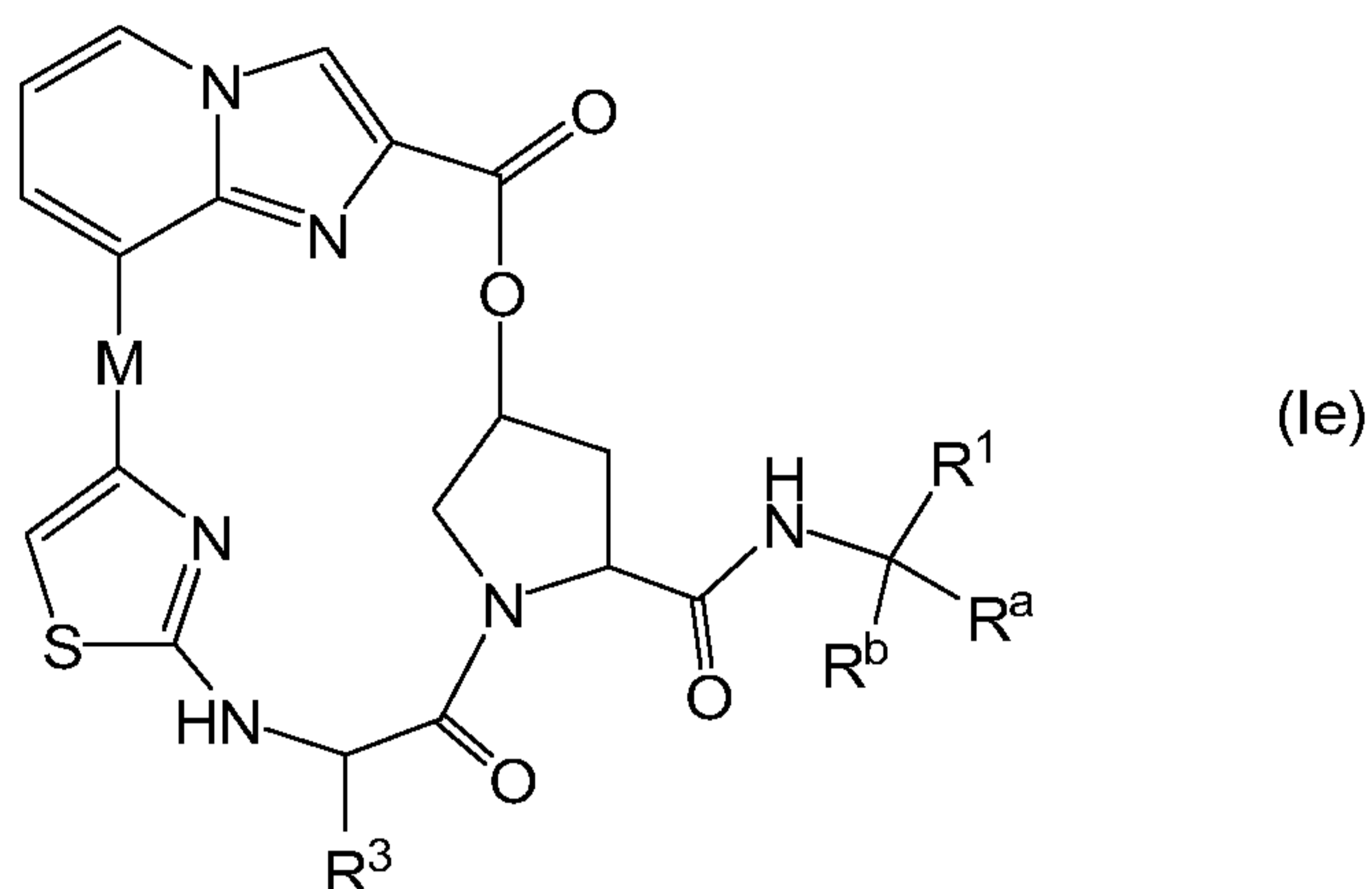
(Id)

or a pharmaceutically acceptable salt thereof,
 wherein R¹, R², R³, R⁴, Z, M and A are as defined in Claim 1.

10

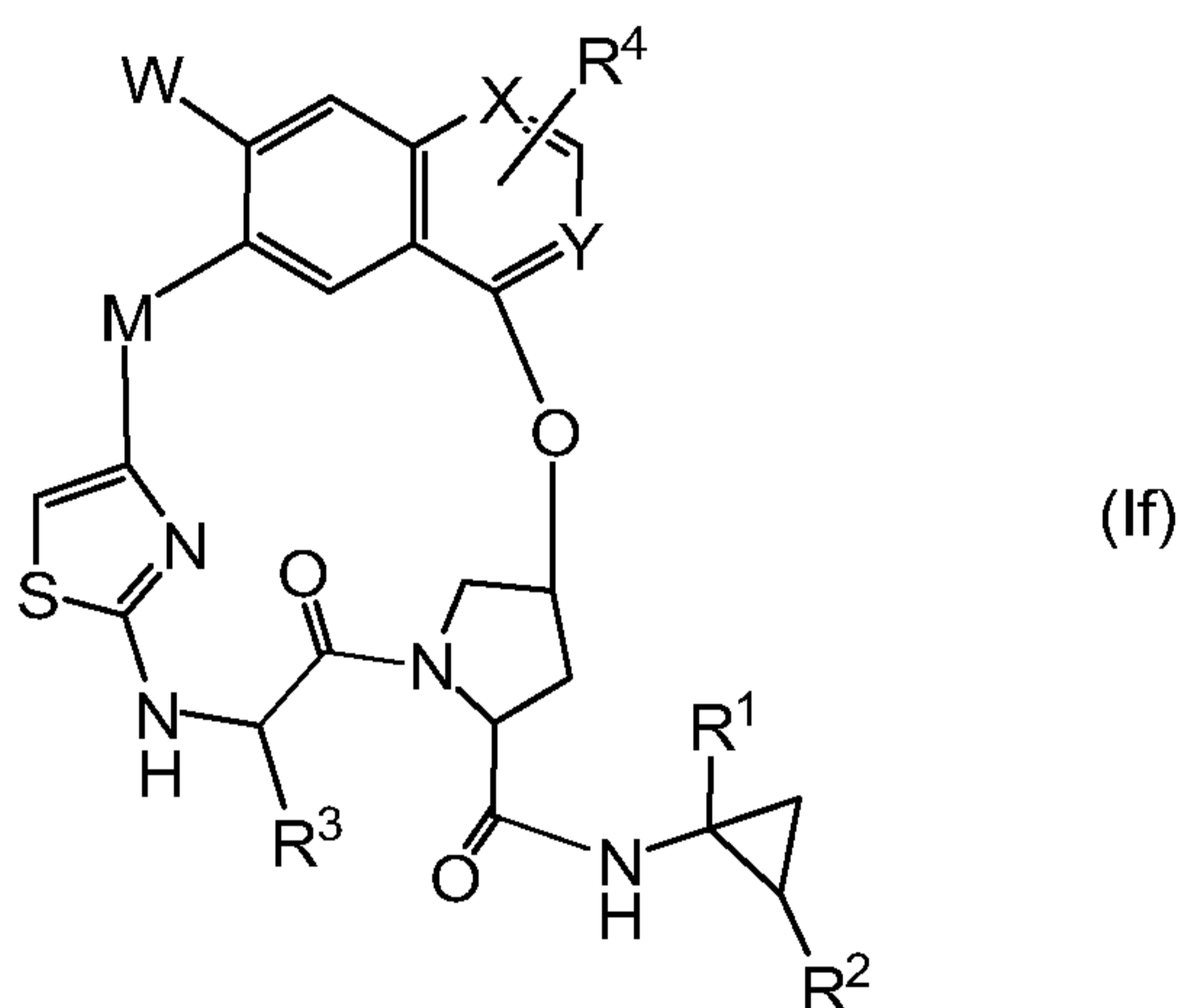
18. In another embodiment of the present invention, there is provided the compound formula (Ie):

- 60 -



or a pharmaceutically acceptable salt thereof, wherein R^1 , R^a , R^b , R^3 and M are as defined in relation to formula (I).

- 5 19. In another embodiment of the present invention, there is provided the compound of formula (If):



or a pharmaceutically acceptable salt thereof, wherein R^1 , R^2 , R^3 , R^4 , M and W are as defined in Claim 1;

- 10 X is N when Y is CH; and
X is CH when Y is N.

20. A compound as claimed in Claim 1 selected from:

(3*R*,5*S*,8*S*)-*N*-((1*R*,2*S*)-1-{[(cyclopropylsulfonyl)amino]carbonyl}-2-ethenylcyclopropyl)-8-(1-methylethyl)-7-oxo-2-oxa-11-thia-6,9,24,27-tetraazapentacyclo[16.6.2.1^{3,6}.1^{10,13}.0^{21,25}]octacos-1(24),10(27),12,18,20,22,25-heptaene-5-carboxamide,

(3*R*,5*S*,8*S*)-*N*-((1*R*,2*S*)-1-{[(cyclopropylsulfonyl)amino]carbonyl}-2-ethenylcyclopropyl)-8-(1-methylethyl)-7-oxo-2-oxa-11-thia-6,9,25,28-tetraazapentacyclo[17.6.2.1^{3,6}.1^{10,13}.0^{22,26}]nonacos-1(25),10(28),12,19,21,23,26-heptaene-5-carboxamide,

(3*R*,5*S*,8*S*)-*N*-((1*R*,2*S*)-1-[[cyclopropylsulfonyl]amino]carbonyl)-2-ethenylcyclopropyl)-8-(1-methylethyl)-7-oxo-23-phenyl-2-oxa-11-thia-6,9,22,27-tetraazapentacyclo[16.6.2.1^{3,6}.1^{10,13}.0^{21,25}]octacos-1(24),10(27),12,18,20,22,25-heptaene-5-carboxamide,

(3*R*,5*S*,8*S*,16*E*)-*N*-((1*R*,2*S*)-1-[[cyclopropylsulfonyl]amino]carbonyl)-2-ethenylcyclopropyl)-8-(1,1-dimethylethyl)-7-oxo-2-oxa-11-thia-6,9,24,27-tetraazapentacyclo[16.6.2.1^{3,6}.1^{10,13}.0^{21,25}]octacos-1(24),10(27),12,16,18,20,22,25-octaene-5-carboxamide,

(3*R*,5*S*,8*S*,16*Z*)-*N*-((1*R*,2*S*)-1-[[cyclopropylsulfonyl]amino]carbonyl)-2-ethenylcyclopropyl)-8-(1,1-dimethylethyl)-7-oxo-2-oxa-11-thia-6,9,24,27-tetraazapentacyclo[16.6.2.1^{3,6}.1^{10,13}.0^{21,25}]octacos-1(24),10(27),12,16,18,20,22,25-octaene-5-carboxamide,

(3*R*,5*S*,8*S*)-*N*-((1*R*,2*S*)-1-[[cyclopropylsulfonyl]amino]carbonyl)-2-ethenylcyclopropyl)-8-(1,1-dimethylethyl)-7-oxo-2-oxa-11-thia-6,9,24,27-tetraazapentacyclo[16.6.2.1^{3,6}.1^{10,13}.0^{21,25}]octacos-1(24),10(27),12,16,18,20,22,25-octaene-5-carboxamide,

(1*R*,12*E*,21*S*,24*S*)-*N*-((1*R*,2*S*)-1-[[cyclopropylsulfonyl]amino]carbonyl)-2-ethenylcyclopropyl)-21-(1-methylethyl)-3,22-dioxo-2-oxa-18-thia-4,20,23,27-tetraazapentacyclo[21.2.1.1^{4,7}.1^{16,19}.0^{6,11}]octacos-6,8,10,12,16,19(27)-hexaene-24-carboxamide,

(1*R*,12*E*,22*S*,25*S*)-*N*-((1*R*,2*S*)-1-[[cyclopropylsulfonyl]amino]carbonyl)-2-ethenylcyclopropyl)-22-(1-methylethyl)-3,23-dioxo-2-oxa-19-thia-4,21,24,28-tetraazapentacyclo[22.2.1.1^{4,7}.1^{17,20}.0^{6,11}]octacos-6,8,10,12,17,20(28)-hexaene-25-carboxamide,

(1*R*,22*S*,25*S*)-*N*-((1*R*,2*S*)-1-[[cyclopropylsulfonyl]amino]carbonyl)-2-ethenylcyclopropyl)-22-(1,1-dimethylethyl)-3,23-dioxo-2-oxa-19-thia-4,21,24,28-tetraazapentacyclo[22.2.1.1^{4,7}.1^{17,20}.0^{6,11}]nonacos-6,8,10,17,20(28)-pentaene-25-carboxamide,

(1*R*,12*E*,22*S*,25*S*)-*N*-((1*R*,2*S*)-1-[[cyclopropylsulfonyl]amino]carbonyl)-2-ethenylcyclopropyl)-22-(1,1-dimethylethyl)-3,23-dioxo-2-oxa-19-thia-4,21,24,28-tetraazapentacyclo[22.2.1.1^{4,7}.1^{17,20}.0^{6,11}]nonacos-6,8,10,12,17,20(28)-hexaene-25-carboxamide,

(1*R*,12*E*,22*S*,25*S*)-22-cyclohexenyl-*N*-((1*R*,2*S*)-1-[[cyclopropylsulfonyl]amino]carbonyl)-2-ethenylcyclopropyl)-3,23-dioxo-2-oxa-19-thia-4,21,24,28-tetraazapentacyclo[22.2.1.1^{4,7}.1^{17,20}.0^{6,11}]nonacos-6,8,10,12,17,20(28)-hexaene-25-carboxamide,

(1*R*,22*S*,25*S*)-22-cyclohexyl-*N*-((1*R*,2*S*)-1-[[cyclopropylsulfonyl]amino]carbonyl)-2-ethenylcyclopropyl)-3,23-dioxo-2-oxa-19-thia-4,21,24,28-tetraazapentacyclo[22.2.1.1^{4,7}.1^{17,20}.0^{6,11}]nonacos-6,8,10,17,20(28)-pentaene-25-carboxamide,

(3*R*,5*S*,8*S*)-8-cyclohexyl-*N*-((1*R*,2*S*)-1-[[cyclopropylsulfonyl]amino]carbonyl)-2-ethenylcyclopropyl)-7-oxo-2-oxa-11-thia-6,9,24,27-tetraazapentacyclo[16.6.2.1^{3,6}.1^{10,13}.0^{21,25}]octacos-1(24),10(27),12,18,20,22,25-heptaene-5-carboxamide,

(1*R*,12*E*,22*S*,25*S*)-*N*-((1*R*,2*S*)-1-{[(cyclopropylsulfonyl)amino]carbonyl}-2-ethenylcyclopropyl)-22-[(1*R*)-1-methylpropyl]-3,23-dioxo-2-oxa-19-thia-4,21,24,28-tetraazapentacyclo[22.2.1.1^{4,7}.1^{17,20}.0^{6,11}]nonacos-6,8,10,12,17,20(28)-hexaene-25-carboxamide,

(1*R*,12*E*,22*S*,25*S*)-*N*-((1*R*,2*S*)-1-{[(cyclopropylsulfonyl)amino]carbonyl}-2-ethenylcyclopropyl)-22-[(1*S*)-1-methylpropyl]-3,23-dioxo-2-oxa-19-thia-4,21,24,28-tetraazapentacyclo[22.2.1.1^{4,7}.1^{17,20}.0^{6,11}]nonacos-6,8,10,12,17,20(28)-hexaene-25-carboxamide,

(3*R*,5*S*,8*S*,16*E*)-*N*-((1*R*,2*S*)-1-{[(cyclopropylsulfonyl)amino]carbonyl}-2-ethenylcyclopropyl)-8-[(1*R*)-1-methylpropyl]-7-oxo-2-oxa-11-thia-6,9,24,27-tetraazapentacyclo[16.6.2.1^{3,6}.1^{10,13}.0^{21,25}]octacos-1(24),10(27),12,16,18,20,22,25-octaene-5-carboxamide,

(3*R*,5*S*,8*S*,16*E*)-*N*-((1*R*,2*S*)-1-{[(cyclopropylsulfonyl)amino]carbonyl}-2-ethenylcyclopropyl)-8-[(1*S*)-1-methylpropyl]-7-oxo-2-oxa-11-thia-6,9,24,27-tetraazapentacyclo[16.6.2.1^{3,6}.1^{10,13}.0^{21,25}]octacos-1(24),10(27),12,16,18,20,22,25-octaene-5-carboxamide,

(1*R*,12*E*,22*S*,25*S*)-22-cyclohexyl-*N*-((1*R*,2*R*)-1-{[(cyclopropylsulfonyl)amino]carbonyl}-2-ethylcyclopropyl)-3,23-dioxo-2-oxa-19-thia-4,21,24,28-tetraazapentacyclo[22.2.1.1^{4,7}.1^{17,20}.0^{6,11}]nonacos-6,8,10,12,17,20(28)-hexaene-25-carboxamide,

(3*R*,5*S*,8*S*,16*E*)-*N*-((1*R*,2*S*)-1-{[(cyclopropylsulfonyl)amino]carbonyl}-2-ethenylcyclopropyl)-14,14-dimethyl-8-(1-methylethyl)-7-oxo-2-oxa-11-thia-6,9,24,27-tetraazapentacyclo[16.6.2.1^{3,6}.1^{10,13}.0^{21,25}]octacos-1(25),10(27),12,16,18,20,21,23,25-nonaene-5-carboxamide,

(1*R*,12*E*,22*S*,25*S*)-22-cyclohexenyl-*N*-((1*R*,2*S*)-1-{[(cyclopropylsulfonyl)amino]carbonyl}-2-ethenylcyclopropyl)-3,23-dioxo-2,15-dioxa-19-thia-4,21,24,28-tetraazapentacyclo[22.2.1.1^{4,7}.1^{17,20}.0^{6,11}]nonacos-6,8,10,12,17,20(28)-hexaene-25-carboxamide,

(1*R*,22*S*,25*S*)-22-cyclohexenyl-*N*-((1*R*,2*R*)-1-{[(cyclopropylsulfonyl)amino]carbonyl}-2-ethylcyclopropyl)-3,23-dioxo-2-oxa-19-thia-4,21,24,28-tetraazapentacyclo[22.2.1.1^{4,7}.1^{17,20}.0^{6,11}]nonacos-6,8,10,17,20(28)-pentaene-25-carboxamide,

(3*R*,5*S*,8*S*)-*N*-((1*R*,2*S*)-1-{[(cyclopropylsulfonyl)amino]carbonyl}-2-ethenylcyclopropyl)-14,14-dimethyl-8-(1-methylethyl)-7-oxo-2-oxa-11-thia-6,9,24,27-tetraazapentacyclo[16.6.2.1^{3,6}.1^{10,13}.0^{21,25}]octacos-1(25),10(27),12,18,20,21,23,25-octaene-5-carboxamide,

(3*R*,5*S*,8*S*)-*N*-((1*R*,2*S*)-1-{[(cyclopropylsulfonyl)amino]carbonyl}-2-ethenylcyclopropyl)-8-isopropyl-7-oxo-2,27-dioxa-6,9,11,12,24-pentazapentacyclo[16.6.2.1^{3,6}.1^{10,13}.0^{21,25}]octacos-1(24),10,12,18,20,22,25-heptaene-5-carboxamide,

(5*S*,8*S*)-*N*-((1*R*,2*S*)-2-ethenyl-1-{[(cyclopropylsulfonyl)amino]carbonyl}-2-ethenylcyclopropyl)-8-(1-methylethyl)-7-oxo-2,28-dioxa-6,9,11,12,25-pentazapentacyclo[17.6.2.1^{3,6}.1^{10,13}.0^{22,26}]nonacos-1(25),10,12,19,21,23,26-heptaene-5-carboxamide,

(1*R*, 12*E*, 22*S*, 25*S*)-22-cyclohexyl-*N*-((1*R*, 2*S*)-1-{[(cyclopropylsulfonyl)amino]carbonyl}-2-ethenylcyclopropyl)-3,23-dioxo-2,28-dioxa-4,18,19,21,24-pentaazapentacyclo[22.1.1^{4,7}.1^{17,20}.0^{6,11}]nonacosa-6,8,10,12,17,19-hexaene-25-carboxamide,

(1*R*, 22*S*, 25*S*)-22-cyclohexyl-*N*-((1*R*, 2*S*)-1-{[(cyclopropylsulfonyl) amino]carbonyl}-2-ethenylcyclopropyl)-3,23-dioxo-2,28-dioxa-4,18,19,21,24-pentaazapentacyclo[22.1.1^{4,7}.1^{17,20}.0^{6,11}]nonacosa-6,8,10,17,19-pentaene-25-carboxamide,

(3*R*, 5*S*, 8*S*)-*N*-((1*R*, 2*S*)-1-{[(cyclopropylsulfonyl)amino]carbonyl}-2-ethenylcyclopropyl)-23-iodo-8-isopropyl-7-oxo-2,28-dioxa-6,9,11,12,25-pentazapentacyclo[17.6.2.1^{3,6}.1^{10,13}.0^{21,26}]nonacosa-1(25),10,12,19,21,23,26-heptaene-5-carboxamide,

(1*R*, 12*E*, 22*S*, 25*S*)-22-cyclopentyl-*N*-((1*R*, 2*S*)-1-{[(cyclopropylsulfonyl)amino]carbonyl}-2-vinylcyclopropyl)-3,23-dioxo-2-oxa-19-thia-4,21,24,28-tetraazapentacyclo[22.2.1.14,7.117,20.06,11]nonacosa-6,8,10,12,17,20(28)-hexaene-25-carboxamide,

(1*R*, 12*E*, 21*S*, 24*S*)-21-cyclohexyl-*N*-((1*R*, 2*S*)-1-{[(cyclopropylsulfonyl)amino]carbonyl}-2-vinylcyclopropyl)-15,15-dimethyl-3,22-dioxo-2-oxa-18-thia-4,20,23,27-tetraazapentacyclo[22.2.1.14,7.116,19.06,11]octacosa-6,8,10,12,16,19(27)-hexaene-24-carboxamide,

(3*R*, 5*S*, 8*S*, 16*E*)-8-cyclopentyl-*N*-((1*R*, 2*S*)-1-{[(cyclopropylsulfonyl)amino]carbonyl}-2-vinylcyclopropyl)-7-oxo-2-oxa-11-thia-6,9,24,27-tetraazapentacyclo[16.6.2.13,5.110,13.021,25]octacosa-1(24),10(27),12,16,18,20,22,25-octaene-5-carboxamide,

(1*R*, 12*E*, 21*S*, 24*S*)-21-cyclopentyl-*N*-((1*R*, 2*S*)-1-{[(cyclopropylsulfonyl) amino]carbonyl}-2-vinylcyclopropyl)-15,15-dimethyl-3,22-dioxo-2-oxa-18-thia-4,20,23,27-tetraazapentacyclo[22.2.1.14,7.116,19.06,11]octacosa-6,8,10,12,16,19(27)-hexaene-24-carboxamide,

(3*R*, 5*S*, 8*S*, 16*E*)-*N*-((1*R*, 2*S*)-1-{[(cyclopropylsulfonyl)amino]carbonyl}-2-vinylcyclopropyl)-8-isopropyl-7-oxo-2-oxa-11-thia-6,9,24,27-tetraazapentacyclo[16.6.2.13,5.110,13.021,25]octacosa-1(24),10(27),12,16,18,20,21,23,25-nonaene-5-carboxamide,

(3*R*, 5*S*, 8*S*, 16*E*)-8-cyclopentyl-*N*-((1*R*, 2*S*)-1-{[(cyclopropylsulfonyl)amino]carbonyl}-2-vinylcyclopropyl)-19-methoxy-14,14-dimethyl-7-oxo-23-phenyl-2-oxa-11-thia-6,9,22,27-tetraazapentacyclo[16.6.2.13,5.110,13.021,25]octacosa-1(24),10(27),12,16,18,20,22,25-octaene-5-carboxamide,

(3*R*, 5*S*, 8*S*, 16*E*)-8-[(1*S*)-1-methylpropyl]-*N*-((1*R*, 2*S*)-1-{[(cyclopropylsulfonyl)amino]carbonyl}-2-vinylcyclopropyl)-19-methoxy-14,14-dimethyl-7-oxo-23-phenyl-2-oxa-11-thia-6,9,22,27-tetraazapentacyclo[16.6.2.13,5.110,13.021,25]octacosa-1(24),10(27),12,16,18,20,22,25-octaene-5-carboxamide,

(3*R*, 5*S*, 8*S*, 16*E*)-8-cyclopentyl *N*-((1*R*, 2*S*)-1-{[(cyclopropylsulfonyl)amino]carbonyl}-2-vinylcyclopropyl)-19-methoxy-7-oxo-23-phenyl-2-oxa-11-thia-6,9,22,27-tetraazapentacyclo[16.6.2.13,5.110,13.021,25]octacosa-1(24),10(27),12,16,18,20,22,25-octaene-5-carboxamide,

- 64 -

(3*R*,5*S*,8*S*,16*Z*)-8-cyclopentyl *N*-((1*R*,2*S*)-1-{[(cyclopropylsulfonyl)amino]carbonyl}-2-vinylcyclopropyl)-19-methoxy-7-oxo-23-phenyl-2-oxa-11-thia-6,9,22,27-tetraazapentacyclo[16.6.2.13,5.110,13.021,25]octacos-1(24),10(27),12,16,18,20,22,25-octaene-5-carboxamide,

(3*R*,5*S*,8*S*,16*E*)-8-cyclohexyl-*N*-((1*R*,2*S*)-1-{[(cyclopropylsulfonyl)amino]carbonyl}-2-vinylcyclopropyl)-19-methoxy-14,14-dimethyl-7-oxo-23-phenyl-2-oxa-11-thia-6,9,22,27-tetraazapentacyclo[16.6.2.13,5.110,13.021,25]octacos-1(24),10(27),12,16,18,20,22,25-octaene-5-carboxamide,

(3*R*,5*S*,8*S*,16*E*)-8-cyclohexyl-*N*-((1*R*,2*S*)-1-{[(cyclopropylsulfonyl)amino]carbonyl}-2-vinylcyclopropyl)-19-methoxy-14,14-dimethyl-7-oxo-2-oxa-11-thia-6,9,24,27-tetraazapentacyclo[16.6.2.13,5.110,13.021,25]octacos-1(24),10(27),12,16,18,20,22,25-octaene-5-carboxamide,

(3*R*,5*S*,8*S*,16*E*)-8-cyclohexyl-*N*-((1*R*,2*S*)-1-{[(cyclopropylsulfonyl)amino]carbonyl}-2-vinylcyclopropyl)-19-methoxy-7-oxo-2-oxa-11-thia-6,9,24,27-tetraazapentacyclo[16.6.2.13,5.110,13.021,25]octacos-1(24),10(27),12,16,18,20,22,25-octaene-5-carboxamide,

(3*R*,5*S*,8*S*,16*E*)-8-cyclohexyl-*N*-((1*R*,2*S*)-1-{[(cyclopropylsulfonyl)amino]carbonyl}-2-vinylcyclopropyl)-19,23-dimethoxy-14,14-dimethyl-7-oxo-2-oxa-11-thia-6,9,22,27-tetraazapentacyclo[16.6.2.13,5.110,13.021,25]octacos-1(24),10(27),12,16,18,20,22,25-octaene-5-carboxamide,

(1*R*,22*S*,25*S*)-22-cyclopentyl-*N*-((1*R*,2*S*)-1-{[cyclopropylsulfonyl)amino]carbonyl}-2-ethenylcyclopropyl)-3,23-dioxo-2,28-dioxa-4,18,19,21,24-pentaazapentacyclo[22.1.1^{4,7}.1^{17,20}.0^{6,11}]nonacos-6,8,10,17,19-pentaene-25-carboxamide,

(1*R*,12*E*,22*S*,25*S*)-22-cyclopentyl-*N*-((1*R*,2*S*)-1-{[cyclopropylsulfonyl)amino]carbonyl}-2-ethenylcyclopropyl)-3,23-dioxo-2,28-dioxa-4,18,19,21,24-pentaazapentacyclo[22.1.1^{4,7}.1^{17,20}.0^{6,11}]nonacos-6,8,10,12,17,19-hexaene-25-carboxamide,

(3*R*,5*S*,8*S*)-*N*-((1*R*,2*S*)-1-{[(cyclopropylsulfonyl)amino]carbonyl}-2-vinylcyclopropyl)-22-ethyl-8-isopropyl-7-oxo-2,27-dioxa-6,9,11,12,24-pentaazapentacyclo[16.6.2.1^{3,6}.1^{10,13}.0^{21,25}]octacos-1(24),10,12,18,20,22,25-heptaene-5-carboxamide,

or a pharmaceutically acceptable salt thereof.

21. A compound as claimed in any one of Claims 1 to 20 or a pharmaceutically acceptable salt thereof for use in therapy.

5

22. Use of a compound as claimed in any one of Claims 1 to 20, or a pharmaceutically acceptable salt thereof, for the manufacture of a medicament for treatment or prevention of infection by hepatitis C virus in a human or animal.

23. A pharmaceutical composition comprising a compound as claimed in any one of Claims 1 to 20, or a pharmaceutically acceptable salt thereof, in association with a pharmaceutically acceptable carrier.

5

24. The pharmaceutical composition as claimed in Claim 23 further comprising one or more other agents for the treatment of viral infections such as an antiviral agent, or an immunomodulatory agent such as α -, β - or γ -interferon.

10 25. A method of inhibiting hepatitis C virus protease and/or of treating or preventing an illness due to hepatitis C virus, the method involving administering to a human or animal (preferably mammalian) subject suffering from the condition a therapeutically or prophylactically effective amount of a pharmaceutical composition as claimed in Claim 23 or Claim 24 or of a compound as claimed in any one of Claims 1 to 20, or a pharmaceutically acceptable salt thereof.

15

