



US00D521460S

(12) **United States Design Patent**
Shimizu

(10) **Patent No.:** **US D521,460 S**

(45) **Date of Patent:** **** May 23, 2006**

(54) **REMOTE CONTROLLER**

(75) Inventor: **Minoru Shimizu**, Tokyo (JP)

(73) Assignee: **Sony Computer Entertainment Inc.**,
Tokyo (JP)

(**) Term: **14 Years**

(21) Appl. No.: **29/224,854**

(22) Filed: **Mar. 9, 2005**

(30) **Foreign Application Priority Data**

Sep. 17, 2004 (JP) D2004-028359

(51) **LOC (8) Cl.** **13-03**

(52) **U.S. Cl.** **D13/168**

(58) **Field of Classification Search** D13/168;
D10/104, 106; D14/218, 247; 340/825.22,
340/825.24, 825.25, 825.31, 825.36, 825.69,
340/825.71, 825.72; 341/20, 22, 173, 176;
348/734; 455/100, 151.1-151.4, 352-355;
463/39; 700/17, 18, 19, 22, 83

See application file for complete search history.

(56) **References Cited**

U.S. PATENT DOCUMENTS

D307,739 S * 5/1990 Grant D13/168
D325,582 S * 4/1992 Emmons et al. D14/218
D331,060 S * 11/1992 Emmons et al. D14/218
D371,793 S * 7/1996 Patton D14/218
D430,143 S * 8/2000 Renk D14/218

D431,240 S * 9/2000 Deguchi D14/218
D435,543 S 12/2000 Nakamura
D458,249 S 6/2002 Hayashi
D487,263 S * 3/2004 Wang et al. D14/247
D492,284 S * 6/2004 Suzuki D14/218
D493,449 S * 7/2004 Wang et al. D14/247

FOREIGN PATENT DOCUMENTS

GB 2105921 A 11/2001
JP D1054526 S 11/1999
JP D1054594 S 11/1999
JP D1083813 S 9/2000

* cited by examiner

Primary Examiner—Stella Reid

Assistant Examiner—Selina Sikder

(74) *Attorney, Agent, or Firm*—Rader, Fishman & Grauer
PLLC

(57) **CLAIM**

The ornamental design for a remote controller, as shown.

DESCRIPTION

FIG. 1 is a front elevational view of a remote controller showing my new design;
FIG. 2 is a rear elevational view thereof;
FIG. 3 is a left side elevational view thereof;
FIG. 4 is a right side elevational view thereof;
FIG. 5 is a top plan view thereof;
FIG. 6 is a bottom plan view thereof; and,
FIG. 7 is a perspective view thereof.

1 Claim, 5 Drawing Sheets

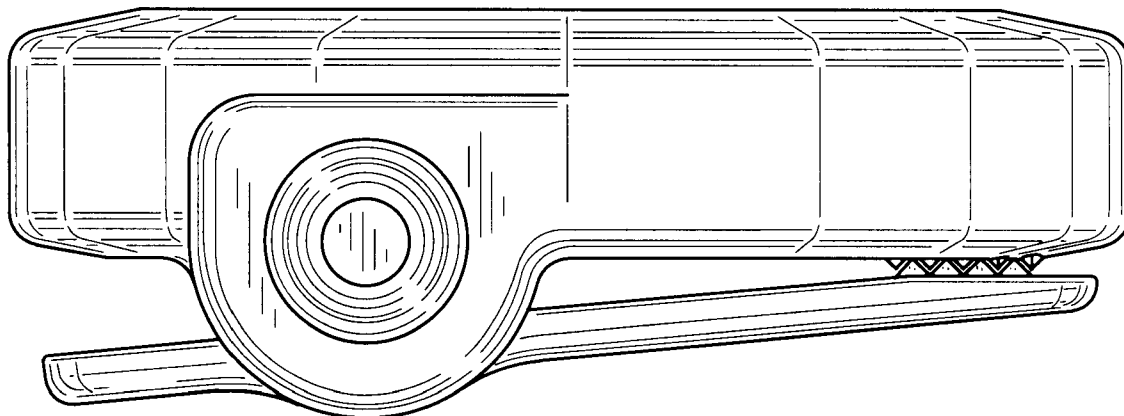


FIG.1

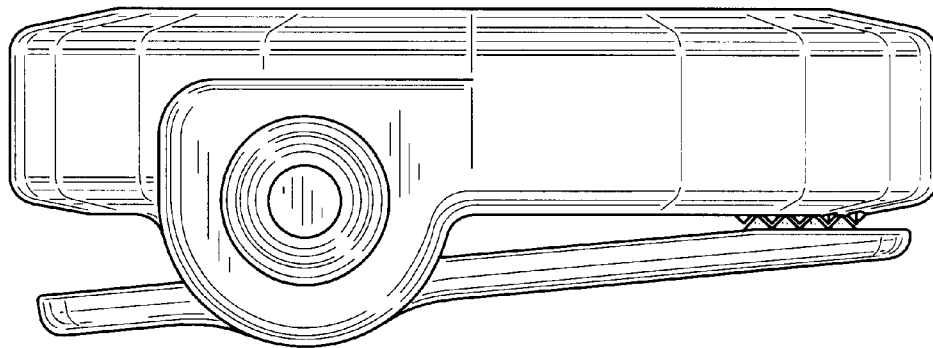
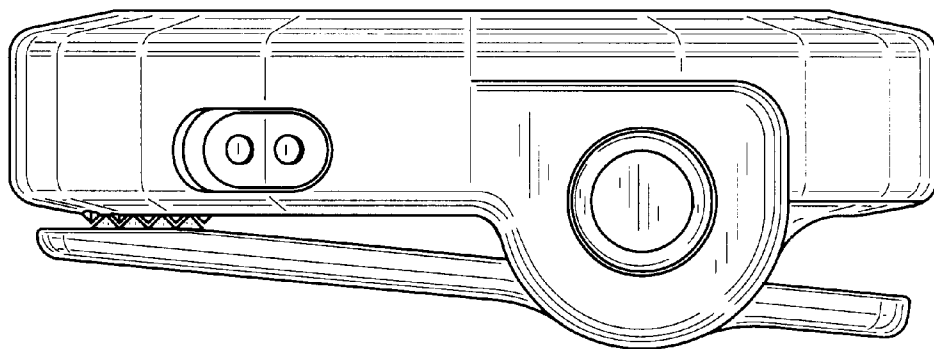


FIG.2



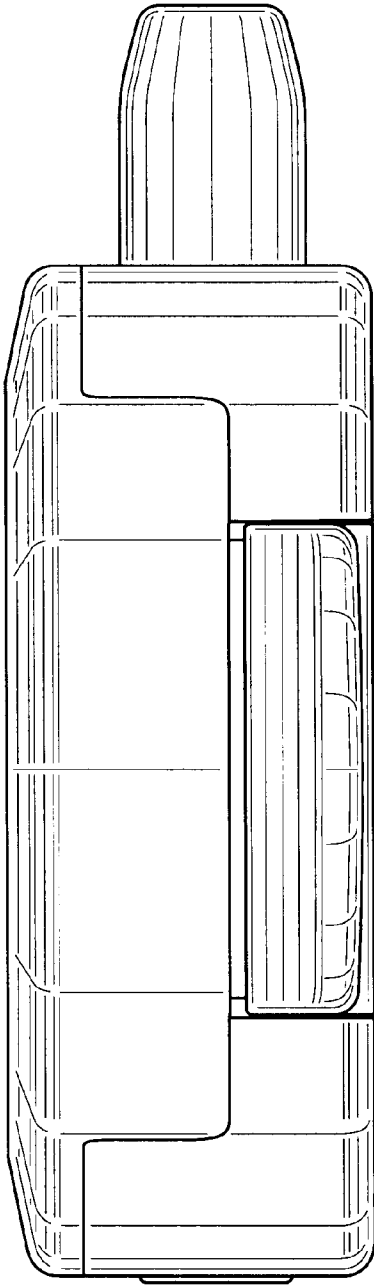


FIG. 3

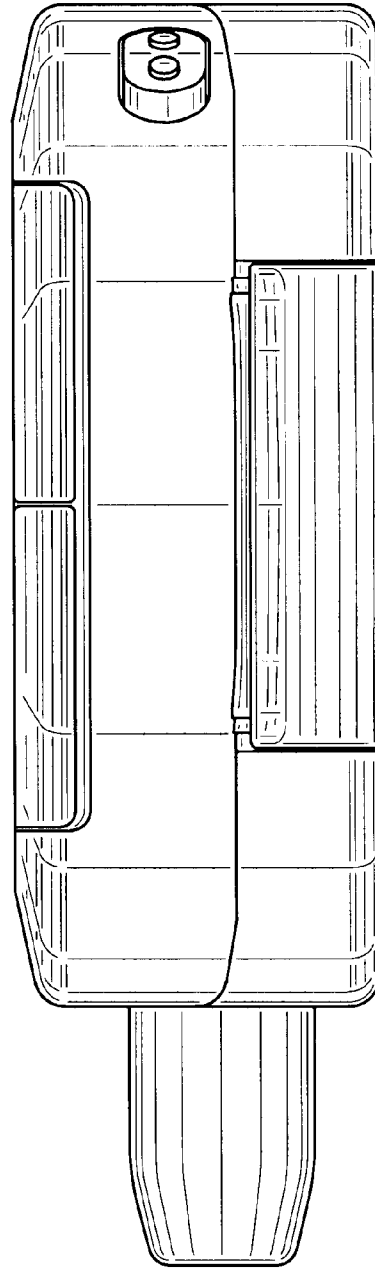


FIG. 4

FIG.5

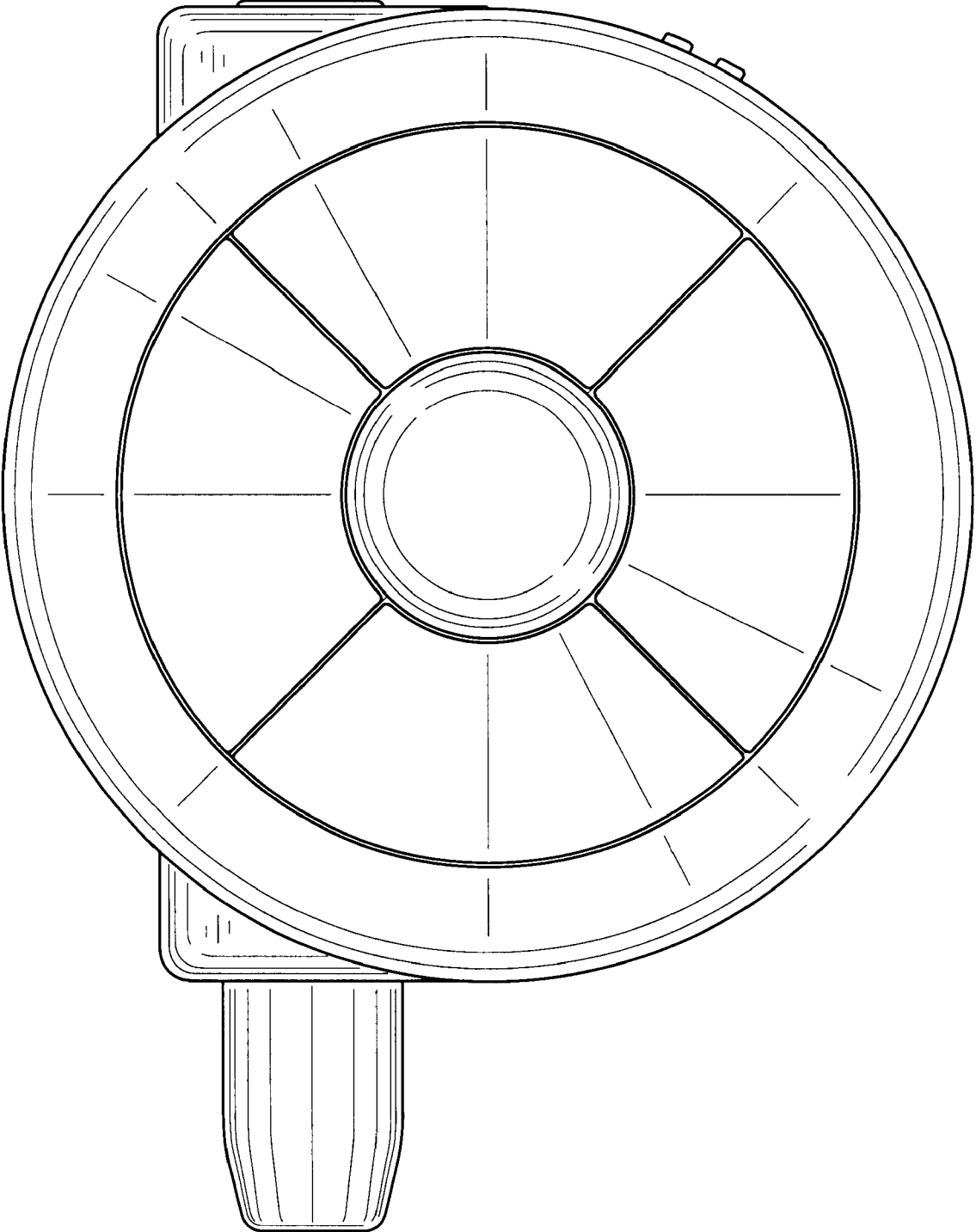


FIG.6

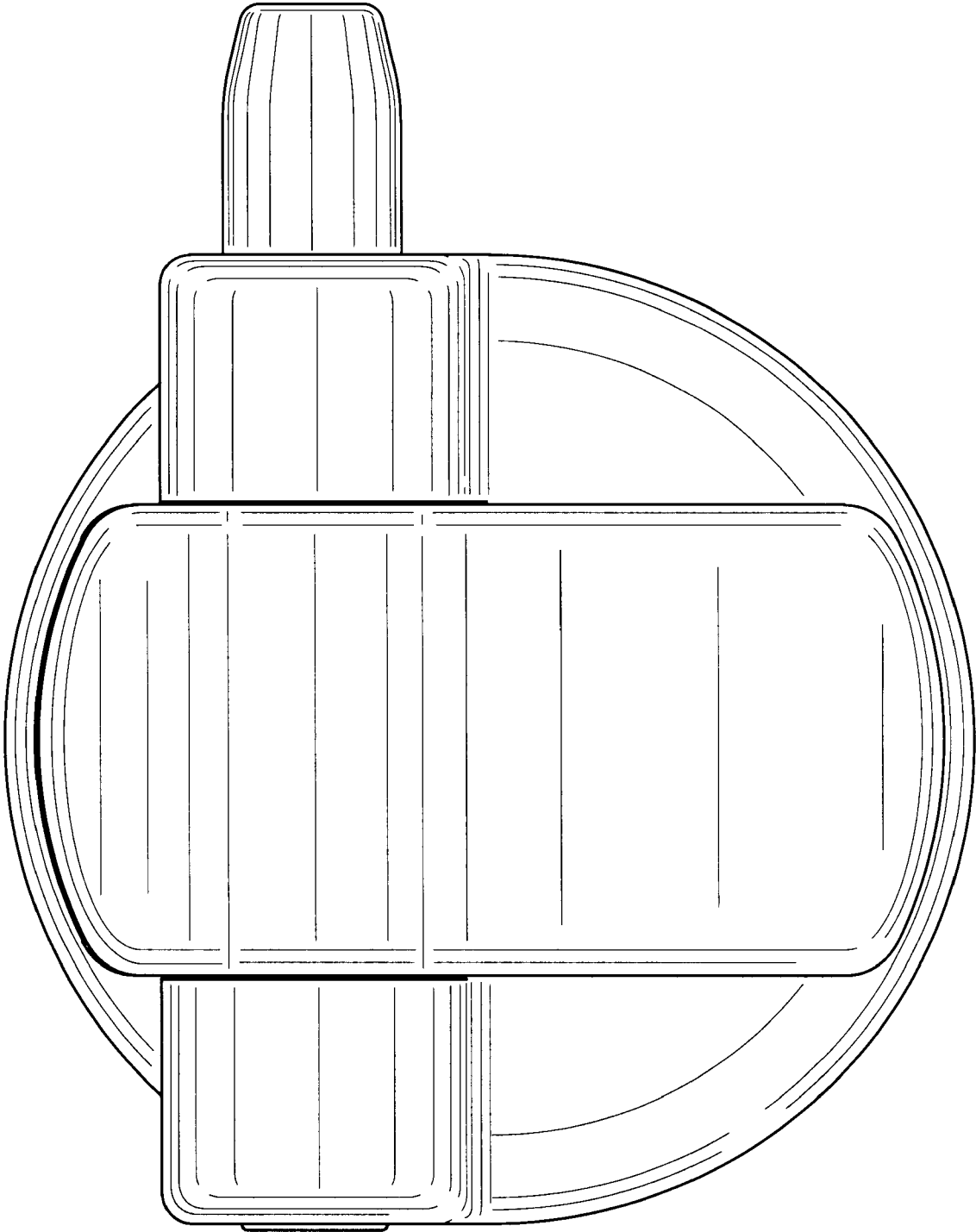


FIG. 7

