



US00D705933S

(12) **United States Design Patent**  
**Matuschek et al.**

(10) **Patent No.:** **US D705,933 S**

(45) **Date of Patent:** **\*\* May 27, 2014**

(54) **X-RAY SCANNER**

(71) Applicant: **Smiths Heimann GmbH**, Wiesbaden (DE)

(72) Inventors: **Walter Matuschek**, Aalen (DE); **Christian Siegel**, Aalen (DE); **Lisa Kiefert**, Heidenheim (DE); **Graham Keevy**, Aalen (DE)

(73) Assignee: **Smiths Heimann GmbH**, Wiesbaden (DE)

(\*\*) Term: **14 Years**

(21) Appl. No.: **29/450,697**

(22) Filed: **Mar. 21, 2013**

(51) **LOC (10) Cl.** ..... **24-01**

(52) **U.S. Cl.**  
USPC ..... **D24/158**

(58) **Field of Classification Search**  
USPC ..... D24/158-161, 185, 186; 378/4, 15, 17, 378/20, 21, 23-27, 62, 68, 146, 195-198, 378/57; 382/110

See application file for complete search history.

(56) **References Cited**

**U.S. PATENT DOCUMENTS**

D283,729 S \* 5/1986 Ramsey ..... D24/158  
D300,849 S \* 4/1989 Steinhilber et al. .... D24/159

D323,711 S \* 2/1992 Takekoshi et al. .... D24/159  
D386,261 S \* 11/1997 Lee et al. .... D24/159  
5,982,843 A \* 11/1999 Bailey et al. .... 378/4  
6,304,629 B1 \* 10/2001 Conway et al. .... 378/68  
6,859,518 B2 \* 2/2005 Banchieri et al. .... 378/57  
7,072,434 B1 \* 7/2006 Tybinkowski et al. .... 378/4  
7,415,094 B2 \* 8/2008 Johnson et al. .... 378/57  
7,570,787 B2 \* 8/2009 Hirose ..... 382/110  
D658,294 S \* 4/2012 Awad ..... D24/158  
2008/0118026 A1 \* 5/2008 Ainsworth et al. .... 378/20

\* cited by examiner

*Primary Examiner* — Anhdao Doan

(74) *Attorney, Agent, or Firm* — Casimir Jones SC

(57) **CLAIM**

The ornamental design for an x-ray scanner, as shown and described.

**DESCRIPTION**

FIG. 1 is a perspective view showing our new design; FIG. 2 is a front elevational view thereof; FIG. 3 is a rear elevational view thereof; FIG. 4 is a top plan view thereof; FIG. 5 is a right side elevational view thereof; FIG. 6 is a left side elevational view thereof; and, FIG. 7 is a bottom plan view thereof. The broken lines in the drawing views are included for the purpose of illustrating unclaimed portions of the x-ray scanner and form no part of the claimed design.

**1 Claim, 7 Drawing Sheets**

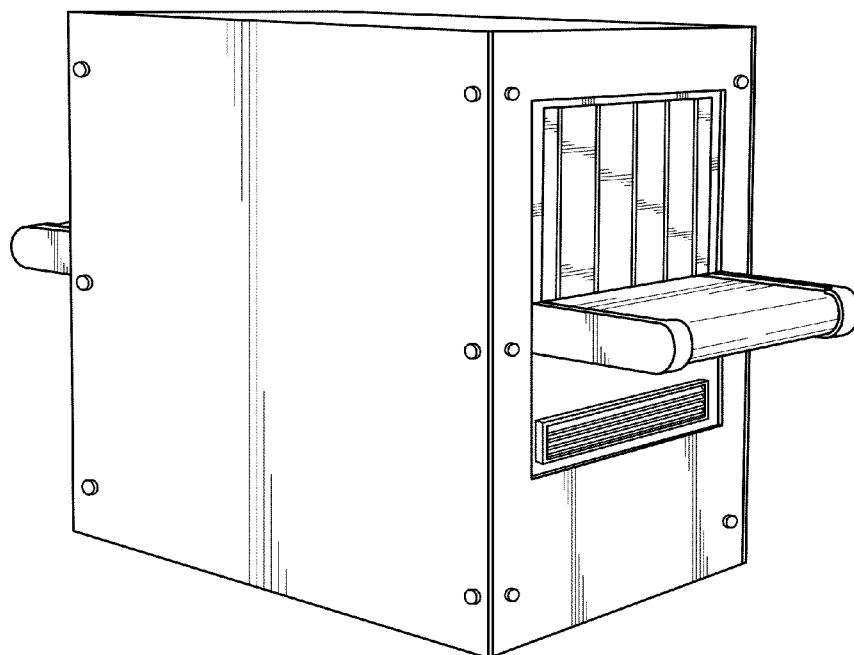


FIG. 1

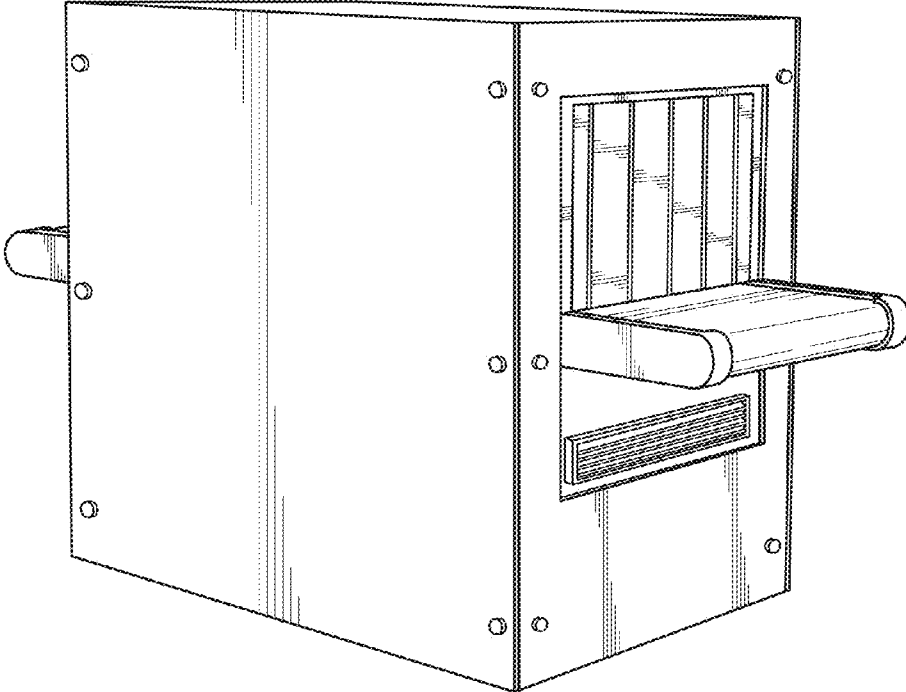


FIG. 2

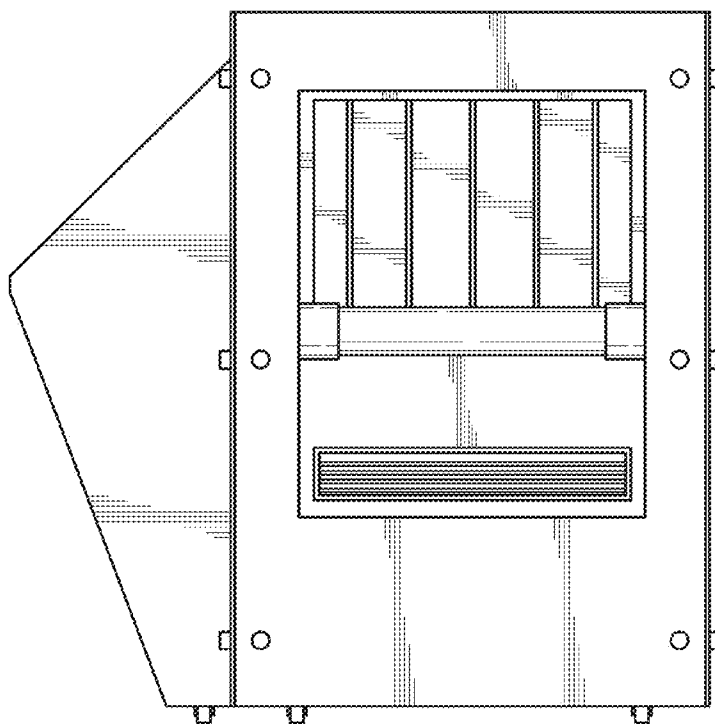


FIG. 3

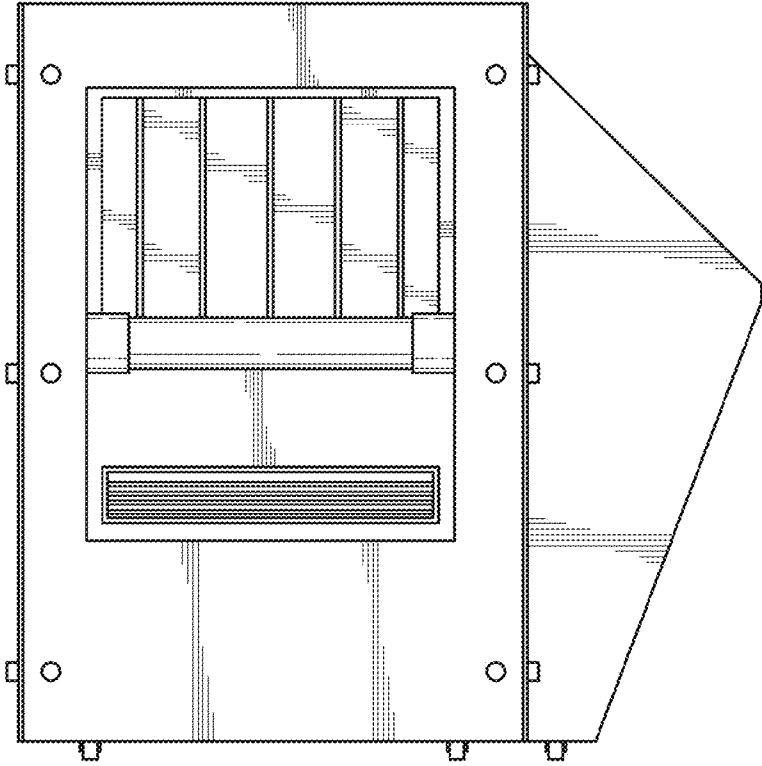


FIG. 4

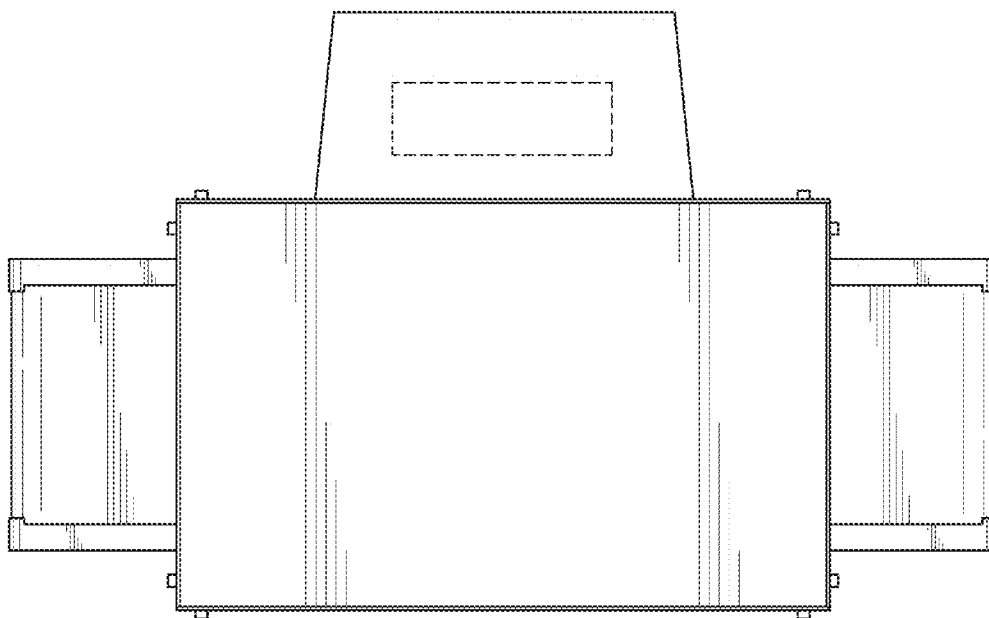


FIG. 5

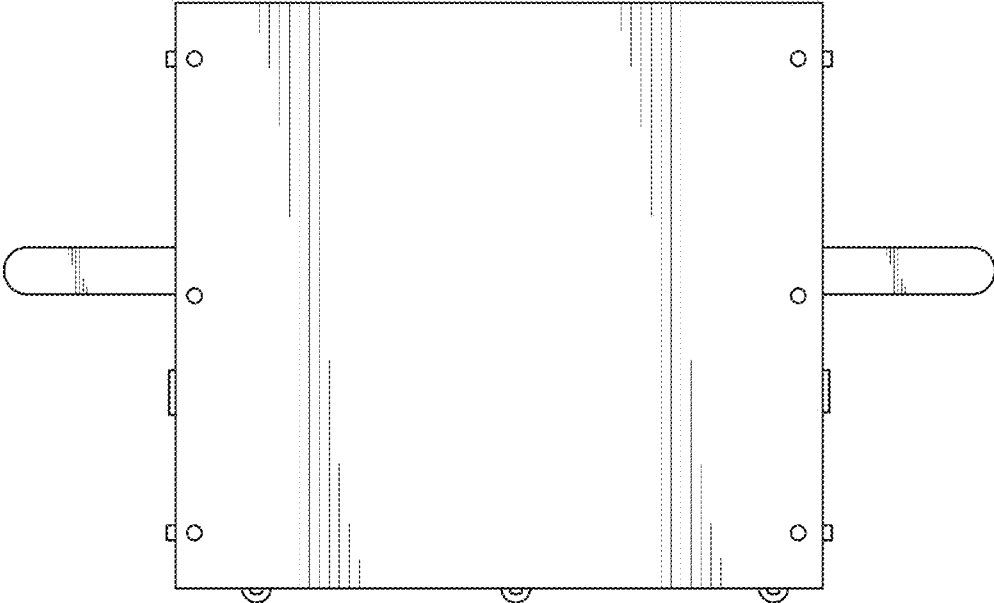


FIG. 6

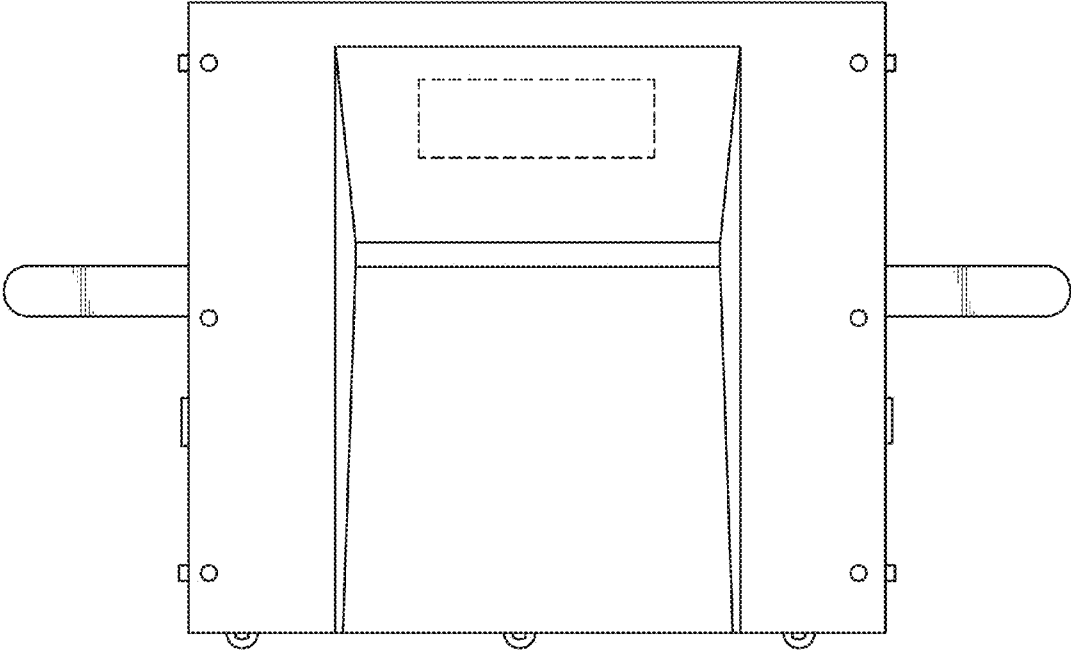


FIG. 7

