



US00D383939S

United States Patent [19]

[11] Patent Number: **Des. 383,939**

Jeppesen et al.

[45] Date of Patent: ****Sep. 23, 1997**

[54] **BOWL SEAL**

4,091,953 5/1978 Daenen .
5,409,126 4/1995 DeMars .

[75] Inventors: **Hanne Dalsgaard Jeppesen, Holte; Jakob Heiberg, Charlottenlund; Stig Lillelund, Gentofte, all of Denmark**

Primary Examiner—M. N. Pandozzi
Attorney, Agent, or Firm—John A. Doninger

[73] Assignee: **Dart Industries Inc., Orlando, Fla.**

[57] **CLAIM**

[**] Term: **14 Years**

The ornamental design for a bowl seal, as shown and described.

[21] Appl. No.: **48,201**

DESCRIPTION

[22] Filed: **Dec. 22, 1995**

FIG. 1 is top, front and side perspective view of a bowl seal showing our new design;

[51] LOC (6) Cl. **07-99**

FIG. 2 is a top plan view thereof;

[52] U.S. Cl. **D7/391; D7/391**

FIG. 3 is a bottom plan view thereof;

[58] Field of Search **D7/317, 391, 392.1,**

FIG. 4 is a front elevation view thereof;

D7/538, 539, 540, 541, 542, 601, 602,

FIG. 5 is a rear elevation view thereof;

629, 615, 392, 536, 597, 300.1, 590; D28/91,

FIG. 6 is a right side elevation view thereof;

82, 77; D9/435, 454, 443; 220/377, 356,

FIG. 7 is a left side elevation view thereof;

306

FIG. 8 is a cross-section thereof taken on line 8—8 in FIG. 2; and,

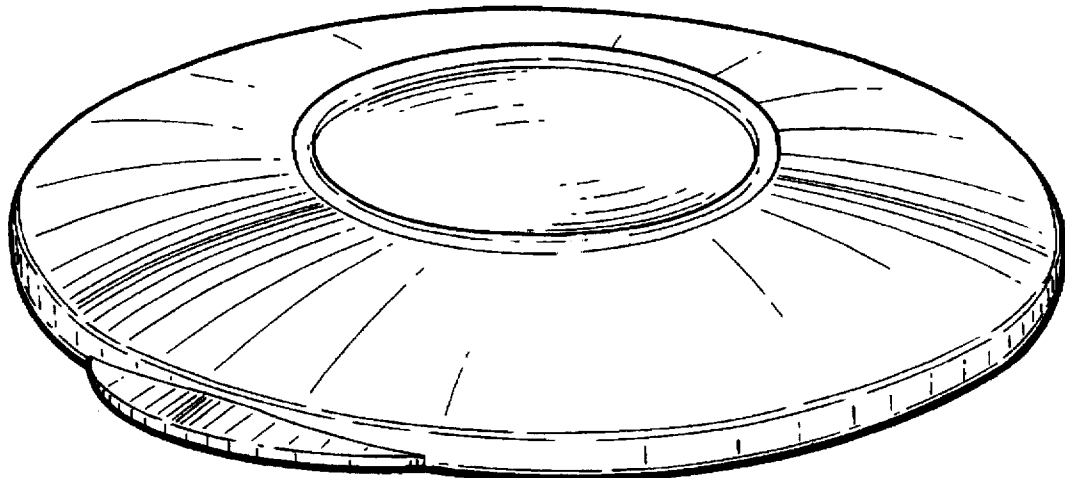
[56] **References Cited**

FIG. 9 is a cross-section thereof taken on line 9—9 in FIG. 2.

U.S. PATENT DOCUMENTS

D. 309,554 7/1990 Meisner .

1 Claim, 3 Drawing Sheets



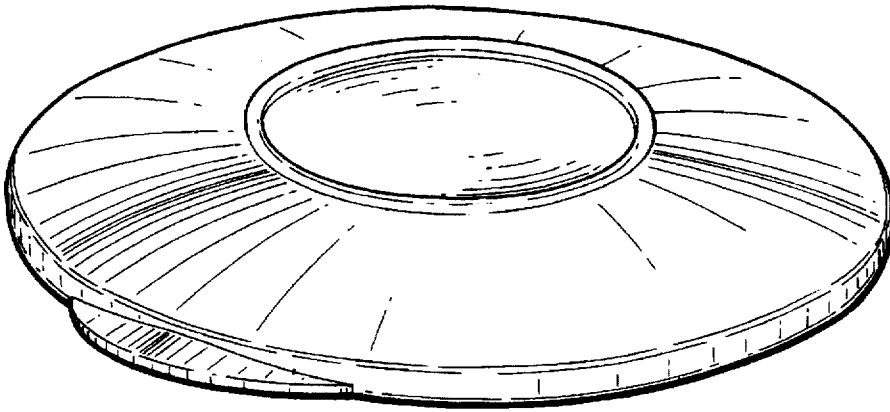


FIG. 1

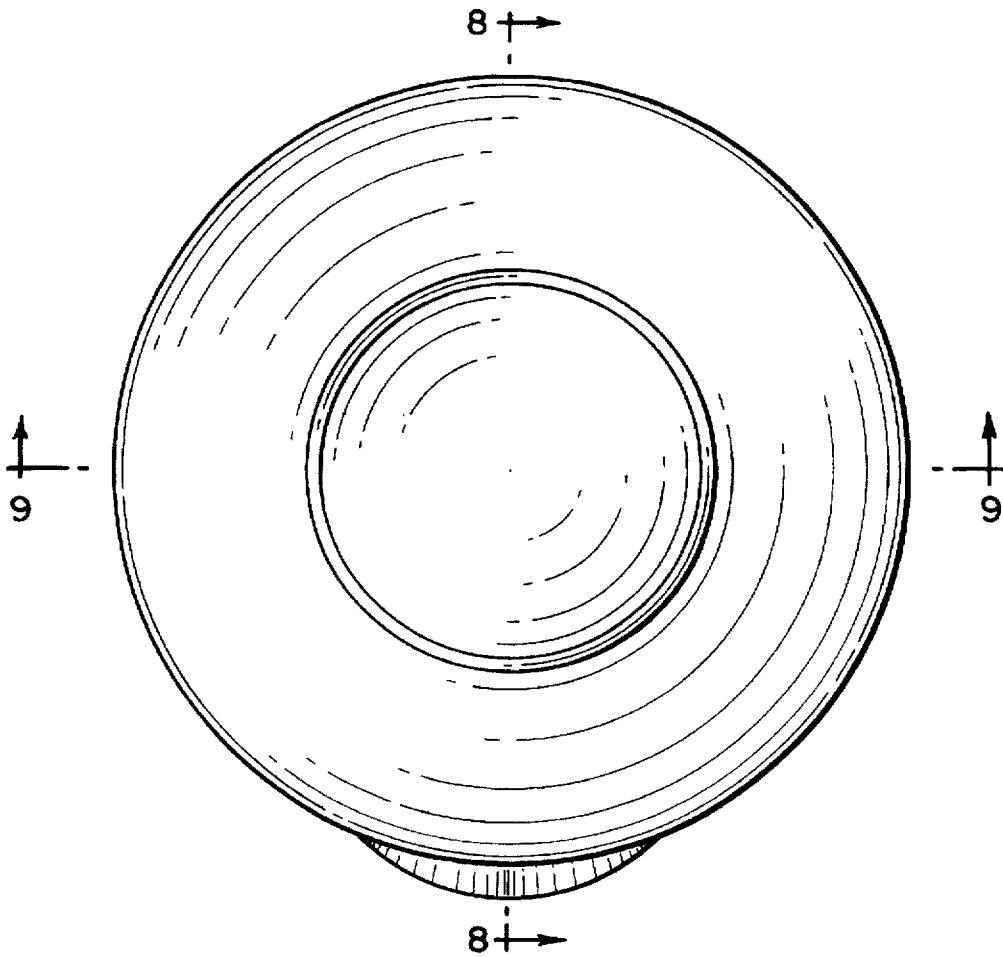


FIG. 2

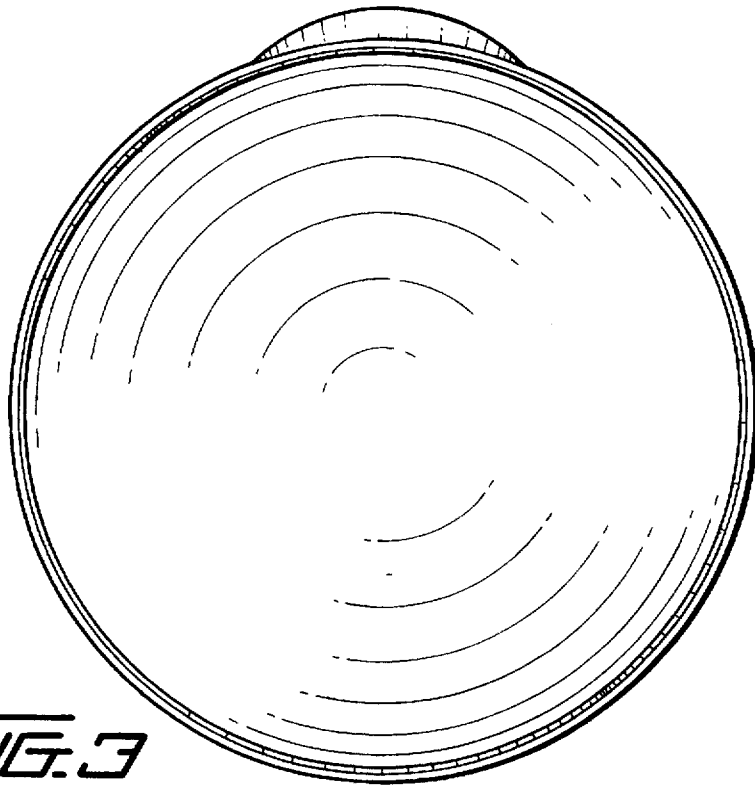


FIG. 3



FIG. 4




FIG. 5




FIG. 6



FIG. 7



FIG. 8



FIG. 9