



US00D474834S

(12) **United States Design Patent** (10) **Patent No.:** **US D474,834 S**
Czerwinski, Jr. et al. (45) **Date of Patent:** **** May 20, 2003**

(54) **SPOUT**
(75) Inventors: **Jerome F. Czerwinski, Jr.**, Long Beach, CA (US); **Aaron E. Hanna**, Redlands, CA (US)
(73) Assignee: **Newfrey LLC**, Newark, DE (US)
(**) Term: **14 Years**
(21) Appl. No.: **29/163,301**
(22) Filed: **Jul. 1, 2002**

D382,042 S 8/1997 Bollenbacher
D429,800 S 8/2000 Spangler
D433,739 S 11/2000 Lord
D461,532 S * 8/2002 Ouyoung D23/242
D462,749 S * 9/2002 Lord D23/255

* cited by examiner

Primary Examiner—Louis S. Zarfes
Assistant Examiner—Gregory Andoll
(74) *Attorney, Agent, or Firm*—Richard J. Veltman; John D. Del Ponti

Related U.S. Application Data

(62) Division of application No. 29/140,867, filed on Apr. 26, 2001, now Pat. No. Des. 465,265.
(51) **LOC (7) Cl.** **23-01**
(52) **U.S. Cl.** **D23/255; D23/238**
(58) **Field of Search** **D23/238-257; 4/675-678; 137/801**

References Cited

U.S. PATENT DOCUMENTS

D287,395 S 12/1986 Piesco
D318,099 S 7/1991 Reid et al.
D349,326 S 8/1994 Bollenbacher
D375,345 S * 11/1996 Warshawsky D23/241

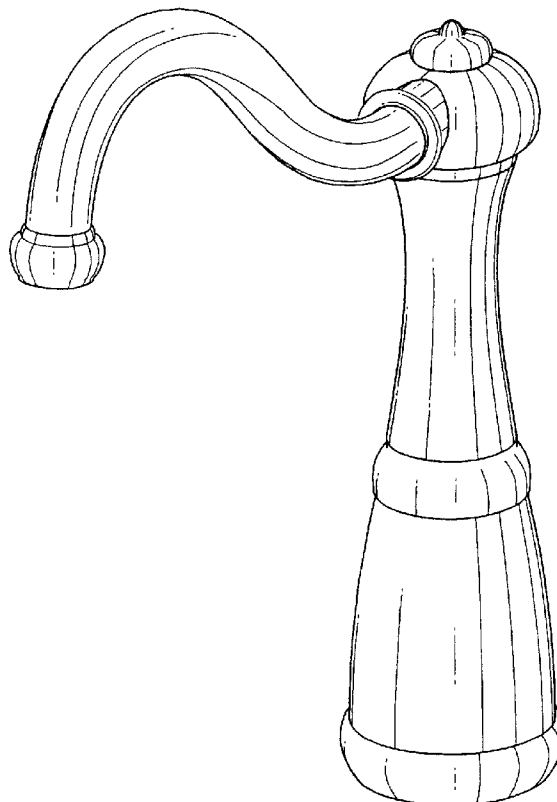
(57) **CLAIM**

The ornamental design for a spout, as shown and described.

DESCRIPTION

FIG. 1 is a perspective view of the new design for a spout; FIG. 2 is a front elevational view of the new design for a spout; FIG. 3 is a rear elevational view of the new design for a spout; FIG. 4 is a right side elevational view of the new design for a spout; FIG. 5 is a left side elevational view of the new design for a spout; FIG. 6 is a top plan view of the new design for a spout; and, FIG. 7 is a bottom plan view of the new design for a spout.

1 Claim, 6 Drawing Sheets



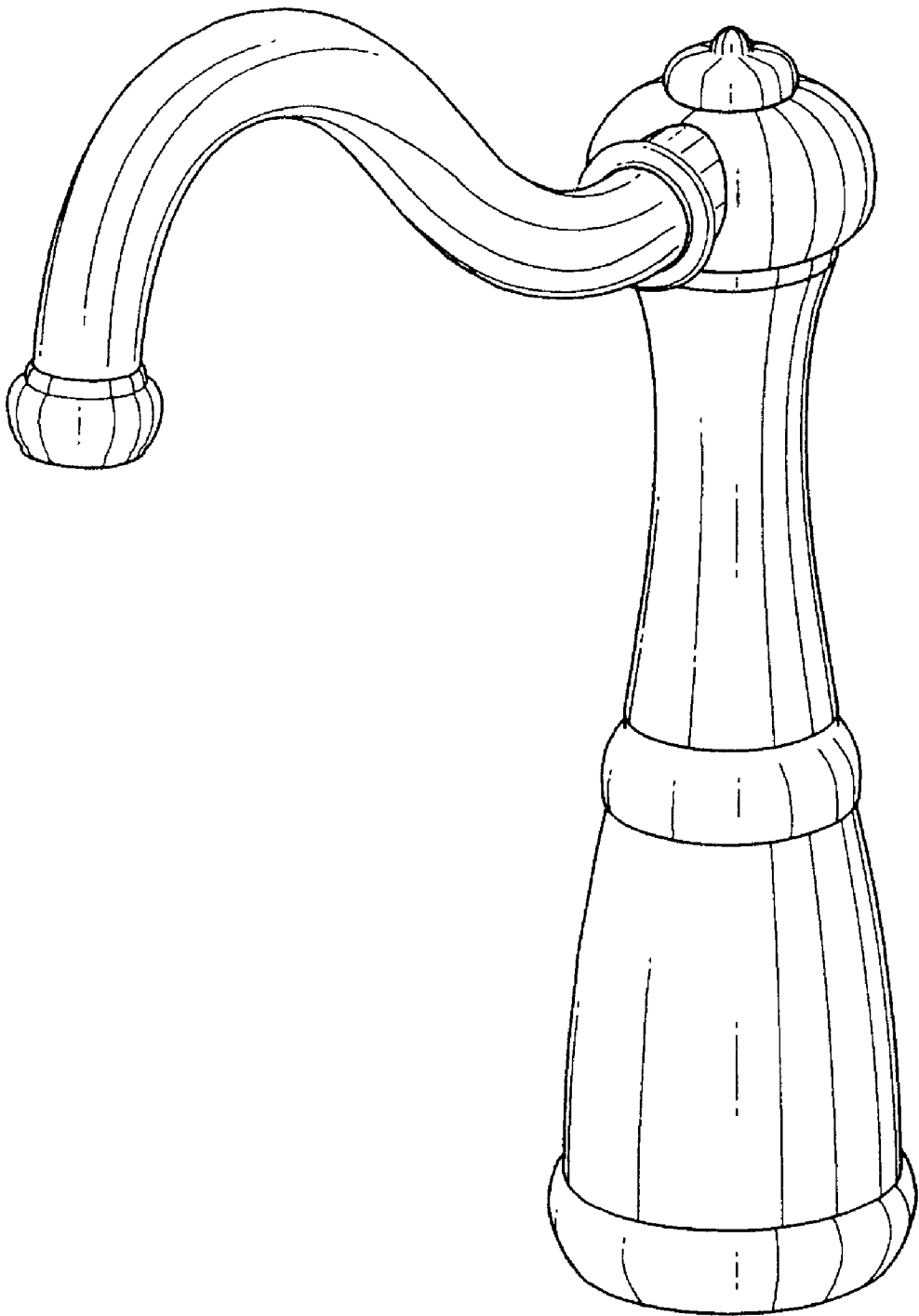


FIG. 1

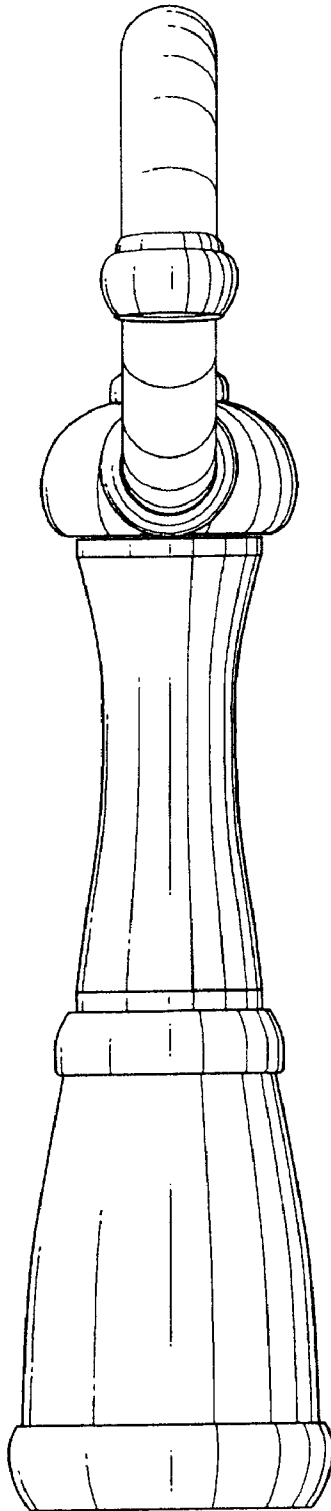


FIG. 2

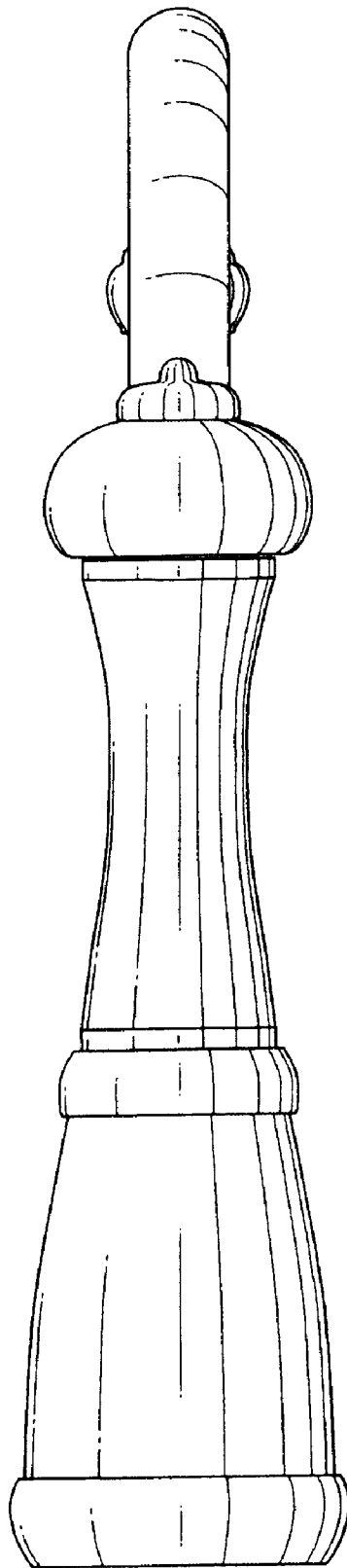


FIG. 3

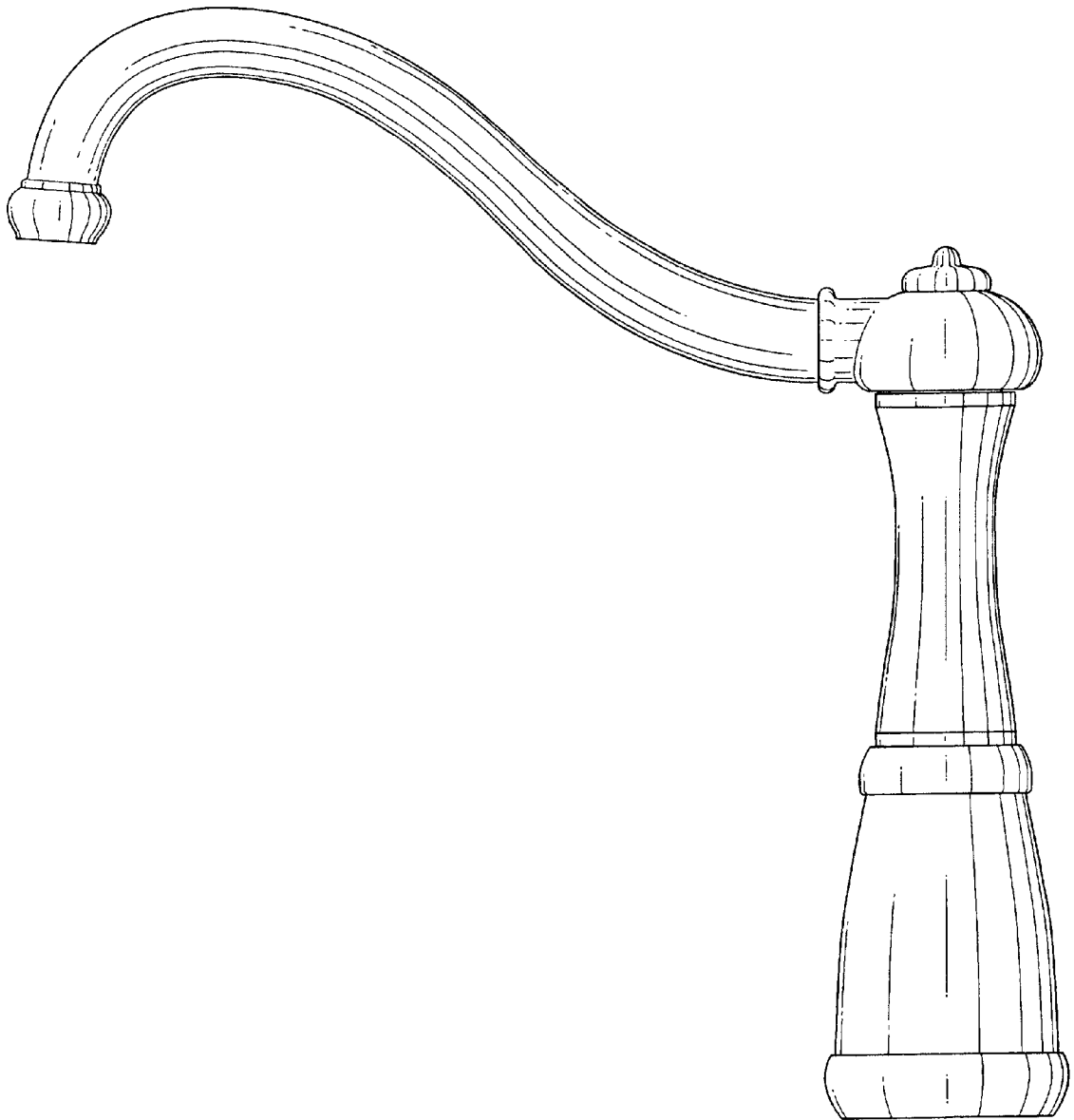


FIG. 4

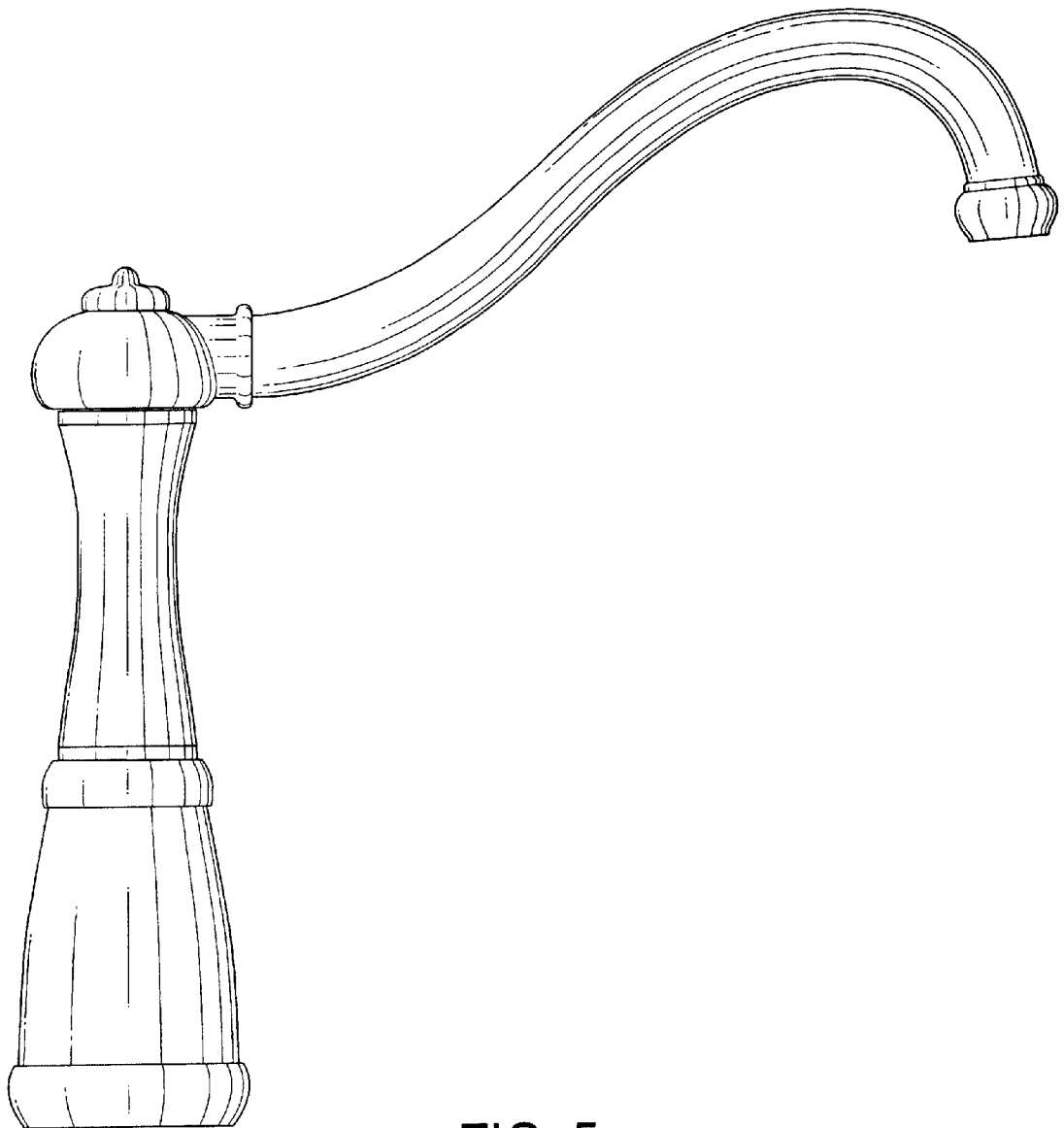


FIG. 5

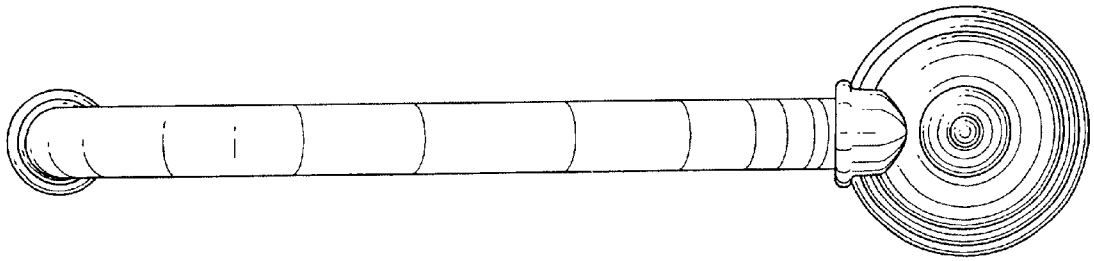


FIG. 6

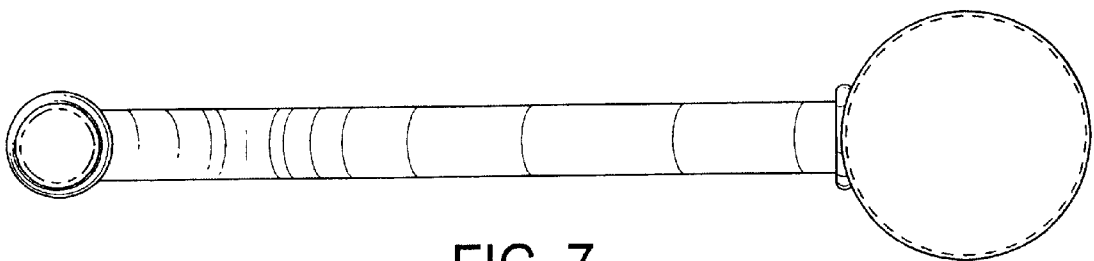


FIG. 7