



US00D948605S

(12) **United States Design Patent**
Shimano

(10) **Patent No.:** **US D948,605 S**

(45) **Date of Patent:** **** Apr. 12, 2022**

(54) **CURRENCY PROCESSING MACHINE**

(71) Applicant: **GLORY LTD.**, Himeji (JP)

(72) Inventor: **Hiroyuki Shimano**, Himeji (JP)

(73) Assignee: **GLORY LTD.**, Himeji (JP)

(**) Term: **15 Years**

(21) Appl. No.: **29/736,360**

(22) Filed: **May 29, 2020**

(51) **LOC (13) Cl.** **18-01**

(52) **U.S. Cl.**
USPC **D18/3.3**

(58) **Field of Classification Search**

USPC ... D18/3.1, 3.2, 3.3, 4.1, 4.4, 12, 12.1, 12.2,
D18/12.3, 46, 47, 56, 59, 2, 4.5, 4.6;
D14/300, 301, 302, 303, 307, 308, 348,
D14/349, 432, 439, 441, 448, 449, 462,
D14/469, 471, 900, 901, 902; D10/96,
D10/97; D99/28, 34, 35, 43, 99;
D19/64, 65, 86, 95, 99, 100; D20/1, 8, 9;
D15/122
CPC .. G07D 11/00; G07D 11/009; G07D 11/0093;
G07D 11/50; G07D 11/0003; G07D
11/0021; G07D 11/0042; G07D 11/0081;
G07D 11/0084; G07D 11/0006; G07D
11/0009; G07D 2207/00; G07D 2211/00;
G07D 7/00; G07D 7/04; G07D 9/008;
G07G 1/00; G07G 1/0009; G07G 1/0036;
G07G 1/10; G07G 1/12; G07F 19/20;
G07F 19/205

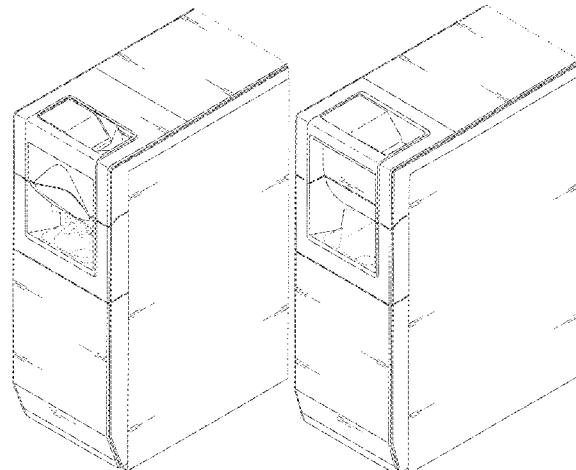
See application file for complete search history.

(56) **References Cited**

U.S. PATENT DOCUMENTS

D158,814 S * 5/1950 Sundberg et al. D14/359
2,588,190 A * 3/1952 Wockenfass 101/93.45
D189,549 S * 1/1961 Koci D10/97
D199,692 S * 12/1964 Stolarz D10/97
D207,791 S * 5/1967 Stein D20/1
D268,840 S * 5/1983 Reed D15/82

D279,577 S * 7/1985 Kajita D18/3.3
D295,569 S * 5/1988 Nishida D18/3.3
5,062,598 A * 11/1991 Winkler G07D 11/26
271/6
D335,149 S * 4/1993 Dabrowski D20/1
D368,256 S * 3/1996 Stropkay D14/420
D382,859 S * 8/1997 Alfonso D14/349
D428,045 S * 7/2000 Stettes D18/3.1
6,105,820 A * 8/2000 McGill A23G 9/28
222/146.6
D436,120 S * 1/2001 Nottingham D18/3.1
D448,040 S * 9/2001 Forslund D18/3.1
D452,873 S * 1/2002 Nakao D18/3.1
6,460,705 B1 * 10/2002 Hallowell G07D 11/10
209/534
6,601,687 B1 * 8/2003 Jenrick G07D 11/13
194/206
6,860,375 B2 * 3/2005 Hallowell G07D 11/24
194/328
D535,653 S * 1/2007 Chen D14/349
D537,442 S * 2/2007 Lauffer D14/349
7,370,792 B1 * 5/2008 Graef G07F 19/20
235/379
D574,417 S * 8/2008 Gaze D14/308
D574,418 S * 8/2008 Gaze D14/308
D574,419 S * 8/2008 Gaze D14/308
D574,420 S * 8/2008 Gaze D14/308
D574,421 S * 8/2008 Gaze D14/308
D574,422 S * 8/2008 Gaze D14/308
D579,481 S * 10/2008 Gaze D14/308
D579,482 S * 10/2008 Gaze D14/308
D604,732 S * 11/2009 Sun D14/349
D608,779 S * 1/2010 Chen D14/349
D618,875 S * 6/2010 Tougo D99/28
D624,066 S * 9/2010 Samsonsen D14/308
D626,171 S * 10/2010 Von Heifner D18/3.1
D650,007 S * 12/2011 Inage D18/3.3
D652,444 S * 1/2012 Inage D18/3.3
D669,525 S * 10/2012 Bieck D18/3.3
D671,164 S * 11/2012 Bieck D18/3.3
D674,020 S * 1/2013 Hecht D20/1
D677,714 S * 3/2013 Helgesson D18/4.4
D686,663 S * 7/2013 Bruck D20/1
D690,330 S * 9/2013 Tsuchiyama D15/122
D725,865 S * 3/2015 Cho D99/28
8,973,817 B1 * 3/2015 Daniel, III G07F 19/20
235/379
D728,027 S * 4/2015 Plakas D20/1
D744,996 S * 12/2015 Keisling D14/308
D766,540 S * 9/2016 Lee D99/28
D767,239 S * 9/2016 Umeda D99/34
D774,722 S * 12/2016 Yeon D99/28
D776,399 S * 1/2017 Yeon D99/28



D782,148	S	*	3/2017	Rohan	D99/28
D803,507	S	*	11/2017	Park	D99/28
D810,189	S	*	2/2018	Enomoto	D18/3.1
D825,133	S	*	8/2018	Park	D99/28
D834,092	S	*	11/2018	Bruckner	D20/8
10,204,469	B2	*	2/2019	Yokawa	G07D 11/26
D844,045	S	*	3/2019	Umeda	D18/3.1
D850,524	S	*	6/2019	Oba	D18/3.3
D871,499	S	*	12/2019	Kuroda	D18/3.3
D874,569	S	*	2/2020	Tumblety	D20/1
D879,873	S	*	3/2020	Takahashi	D18/3.3
D888,047	S	*	6/2020	van de Poll	D14/307
D892,217	S	*	8/2020	Tumblety	D20/1
2003/0201146	A1	*	10/2003	Abe	G07D 1/02 194/302
2005/0056693	A1	*	3/2005	Yokoi	G07D 11/30 235/379
2006/0043167	A1	*	3/2006	Fujioka	G07F 19/202 235/379
2008/0047801	A1	*	2/2008	Nakatsuka	G07D 11/26 194/206
2009/0120760	A1	*	5/2009	Sjostrom	G07D 9/008 194/302
2010/0168902	A1	*	7/2010	Mizushima	G07D 11/23 700/214
2010/0181333	A1	*	7/2010	Mizushima	G07D 11/14 221/1
2010/0200448	A1	*	8/2010	Doi	G07D 11/22 206/459.1
2010/0303332	A1	*	12/2010	Miki	G07D 11/50 382/135
2012/0005073	A1	*	1/2012	Gnorski	G06Q 20/10 705/39
2012/0012436	A1	*	1/2012	Nakamoto	B65H 29/006 194/215
2012/0173013	A1	*	7/2012	Nakamoto	G07D 11/50 700/215
2013/0006414	A1	*	1/2013	Tagashira	G07D 11/0087 700/232
2013/0256987	A1	*	10/2013	Miki	G07D 11/50 271/264
2014/0072696	A1	*	3/2014	Nomura	G07D 11/125 427/7
2016/0379433	A1	*	12/2016	Lavigne	G07D 11/36 271/3.14
2017/0270737	A1	*	9/2017	Sakamoto	G07F 7/04
2019/0073851	A1	*	3/2019	Umeda	G07D 1/00
2019/0122478	A1	*	4/2019	Sanda	G07D 7/17
2019/0139350	A1	*	5/2019	Kuroda	G07D 11/34
2019/0147683	A1	*	5/2019	Kobayashi	G07D 11/25 235/379
2020/0035055	A1	*	1/2020	Razzaboni	G07D 1/00
2020/0134957	A1	*	4/2020	Yokawa	G07D 11/125
2020/0342705	A1	*	10/2020	Yagi	G07G 1/0018
2020/0372745	A1	*	11/2020	Onishi	G07F 19/202

FOREIGN PATENT DOCUMENTS

CN	208172890	U	*	11/2018	
JP	2019200602	A	*	11/2019	
JP	2020181496	A	*	11/2020 G07D 11/16

OTHER PUBLICATIONS

CI-10 Datasheet-US. (online PDF) 2 pgs. 2012. [retrieved Oct. 19, 2021] https://www.glory-global.com/-/media/GloryGlobal/Downloads/EN_US/Data_Sheets_EN_US/CI-10-Datasheet-US.pdf.*

* cited by examiner

Primary Examiner — Marie D. Fast Horse
(74) Attorney, Agent, or Firm — Renner, Kenner, Greive, Bobak, Taylor & Weber

(57) CLAIM

The ornamental design for a currency processing machine, as shown and described.

DESCRIPTION

FIG. 1 is a front view of a first embodiment of a currency processing machine showing my new design; FIG. 2 is a rear view thereof; FIG. 3 is a left side view thereof; FIG. 4 is a top plan view thereof; FIG. 5 is a bottom view thereof; FIG. 6 is an upper right front perspective view thereof; FIG. 7 is a front view of a second embodiment of a currency processing machine showing my new design; FIG. 8 is a rear view thereof; FIG. 9 is a left side view thereof; FIG. 10 is a top plan view thereof; FIG. 11 is a bottom view thereof; FIG. 12 is an upper left front perspective view thereof; FIG. 13 is a front view of a third embodiment of a currency processing machine showing my new design; FIG. 14 is a rear view thereof; FIG. 15 is a top plan view thereof; FIG. 16 is an upper left front perspective view thereof; FIG. 17 is a front view of a fourth embodiment of a currency processing machine showing my new design; FIG. 18 is a rear view thereof; FIG. 19 is a top plan view thereof; FIG. 20 is an upper left front perspective view thereof; FIG. 21 is a top plan view of a fifth embodiment of a currency processing machine showing my new design; FIG. 22 is a top plan view of sixth embodiment of a currency processing machine showing my new design; FIG. 23 is a top plan view of a seventh embodiment of a currency processing machine showing my new design; FIG. 24 is a top plan view of an eighth embodiment of a currency processing machine showing my new design; FIG. 25 is a top plan view of a ninth embodiment of a currency processing machine showing my new design; and, FIG. 26 is a top plan view of a tenth embodiment of a currency processing machine showing my new design. In each embodiment, a right side view is omitted because the right side view is symmetrical to the left side view. In each of the third embodiment and the fourth embodiment, a left side view and a bottom view are omitted because they are identical to the respective views in the second embodiment.

In each of the fifth embodiment to the tenth embodiment, a front view, a rear view, a left side view and a bottom view are omitted because they are identical to the respective views in the fourth embodiment.

The broken lines in drawings depict portions of the currency processing machine that forms no part of the claimed design.

Fig.1

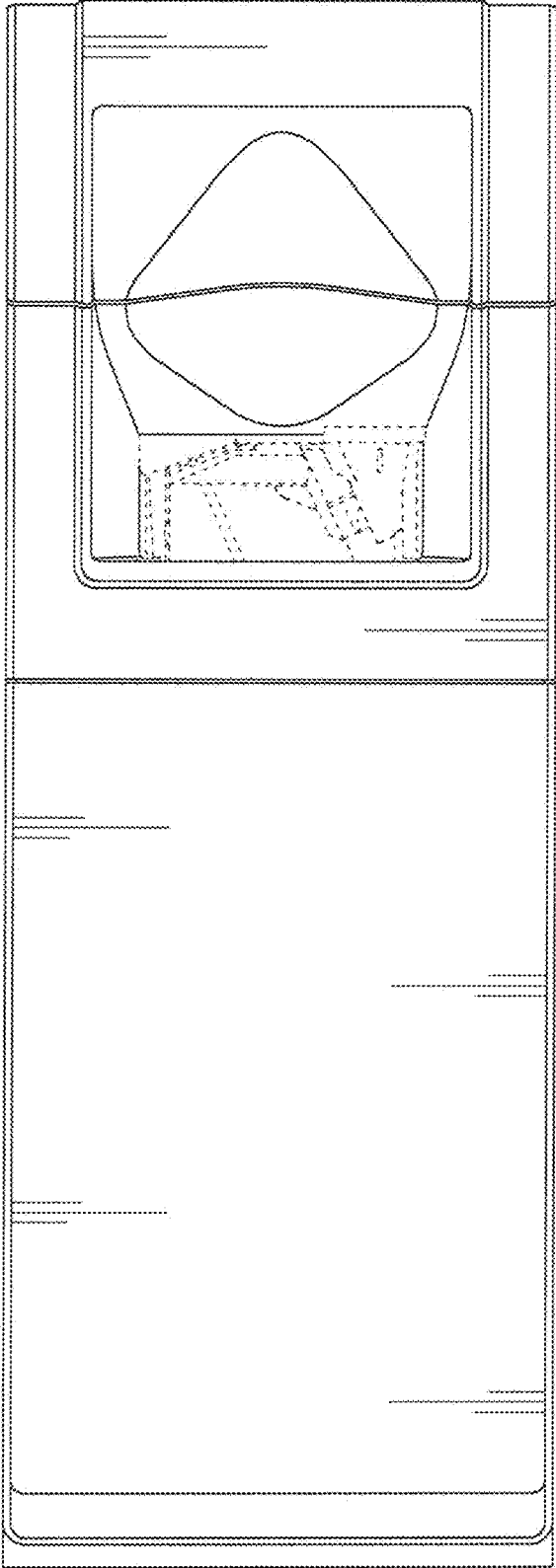


Fig.2




Fig.3




Fig.4




Fig.5




Fig.6

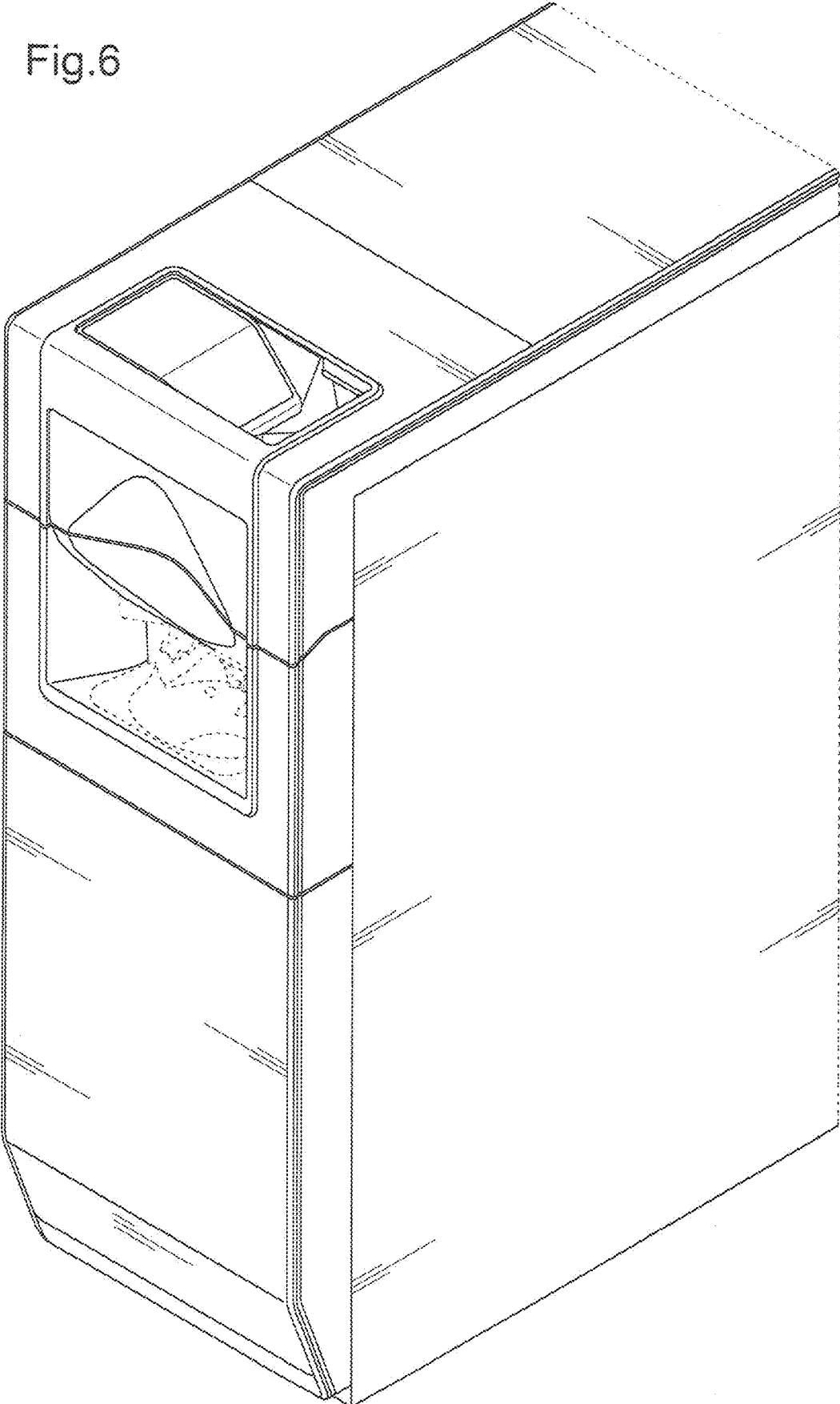


Fig.7

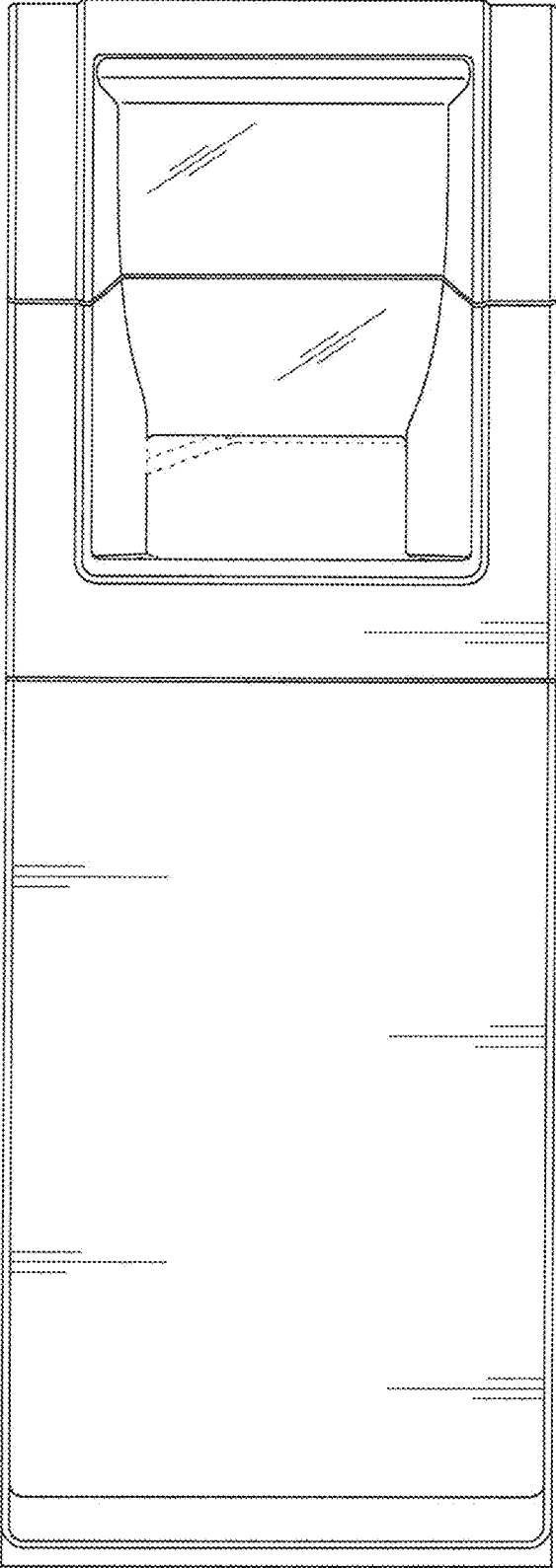


Fig.8




Fig.9

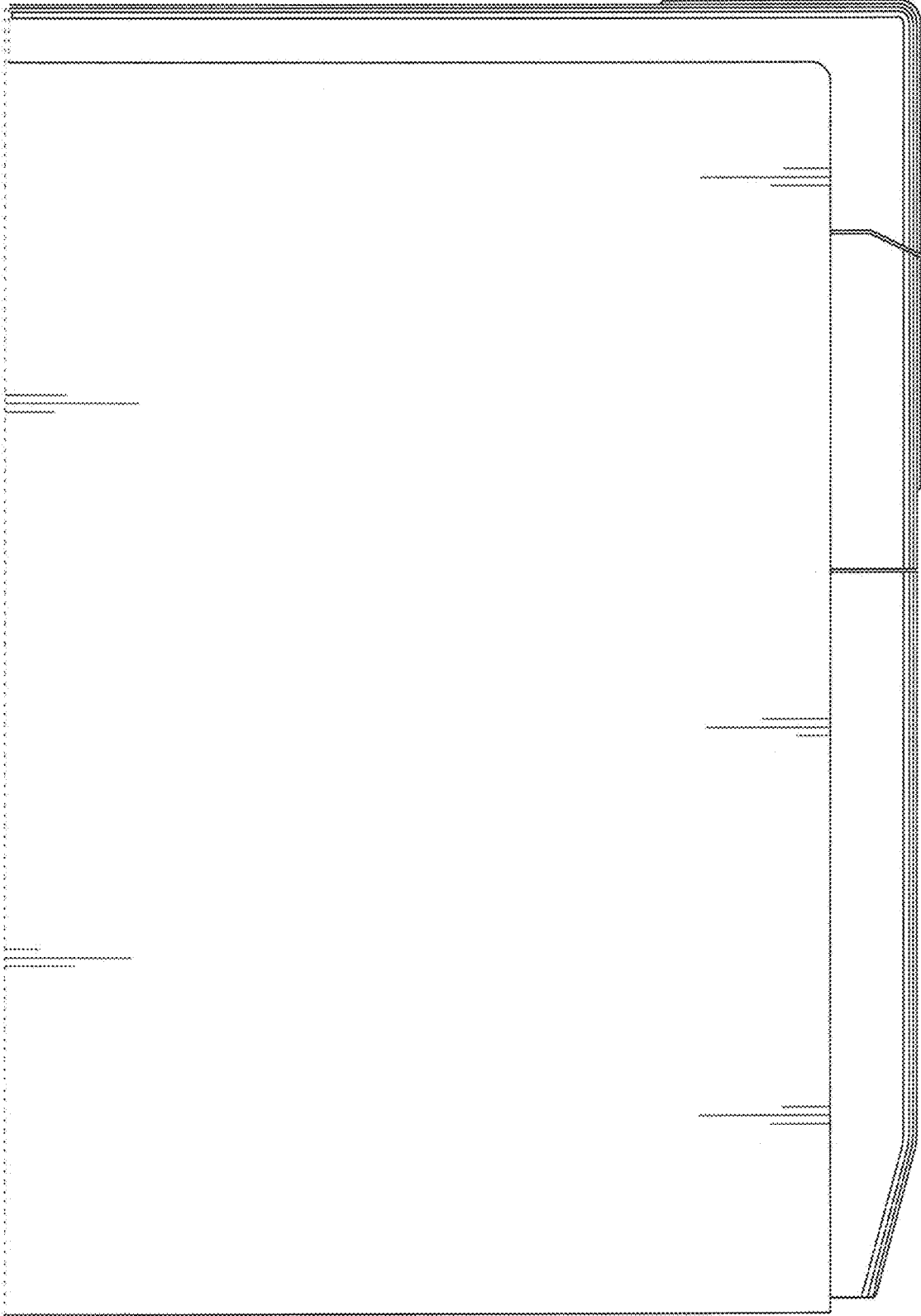


Fig.10




Fig.11




Fig.12

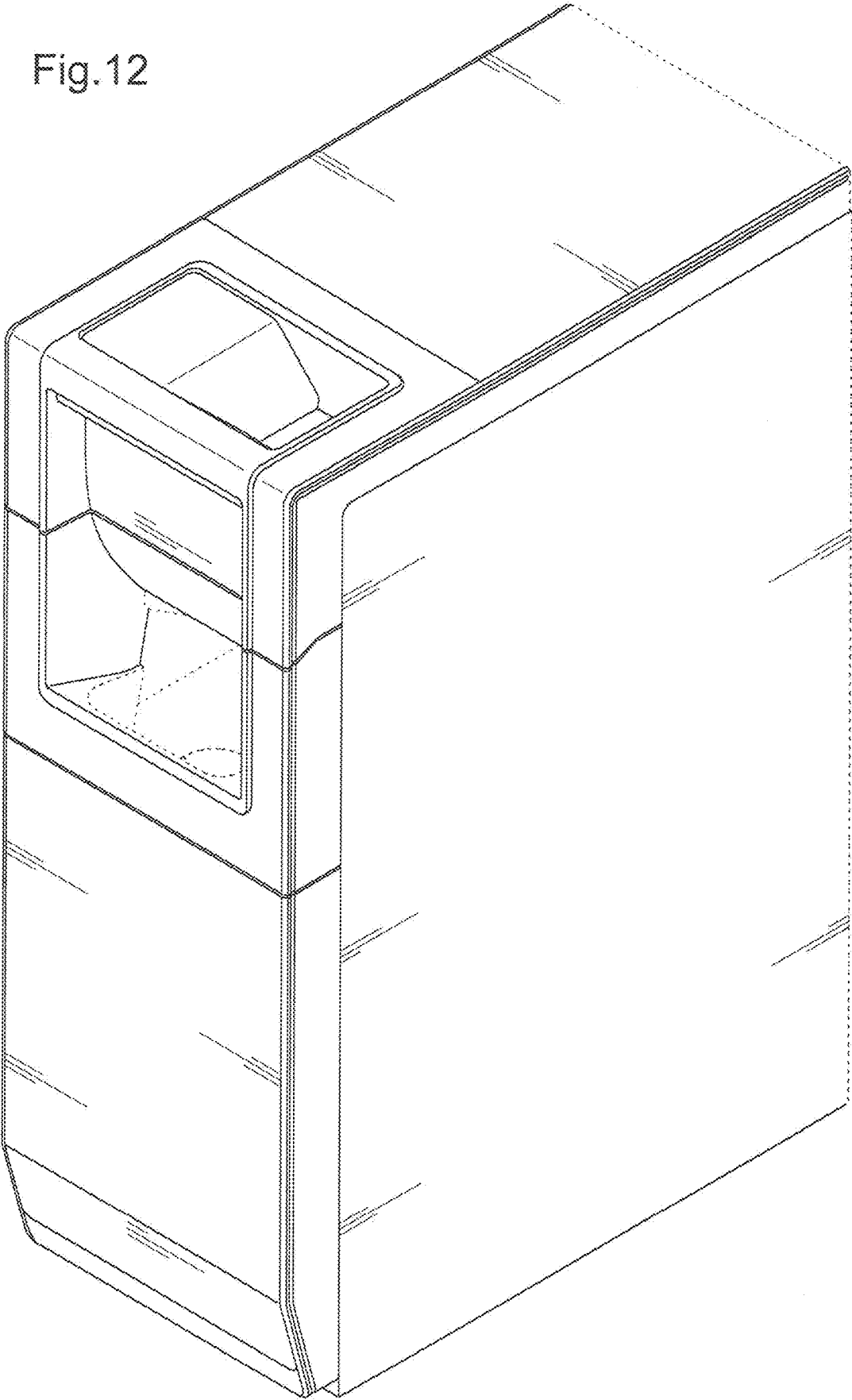


Fig.13

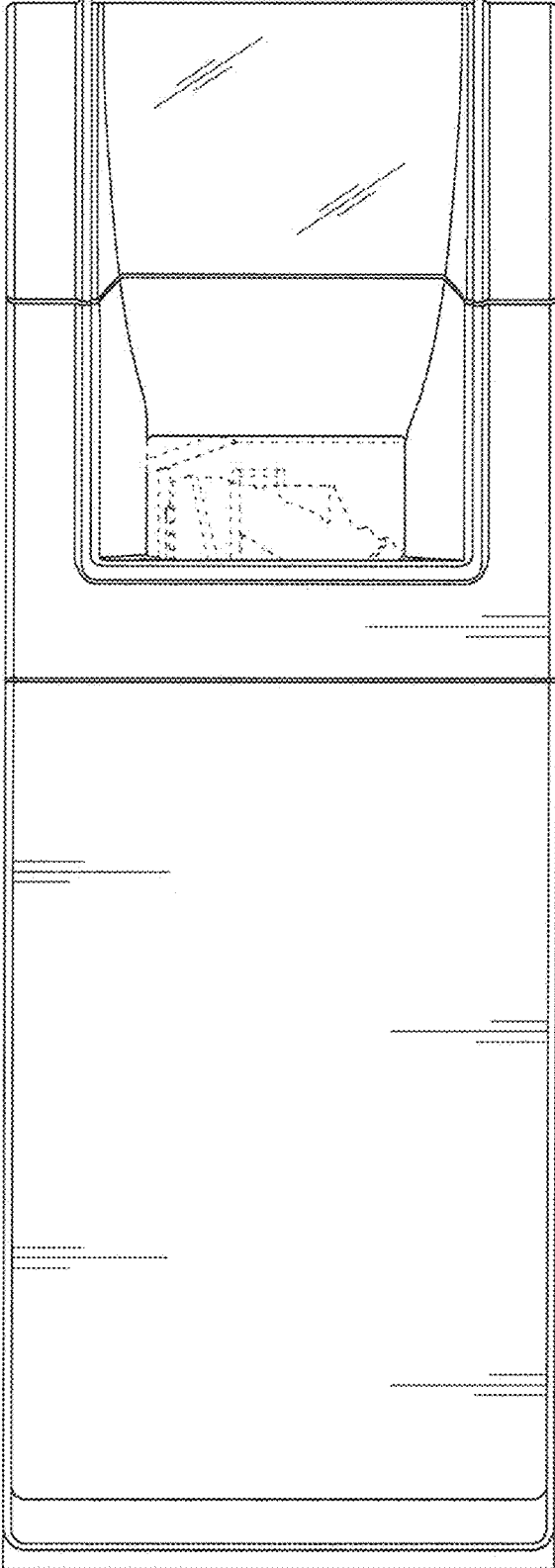


Fig. 14




Fig.15




Fig.16

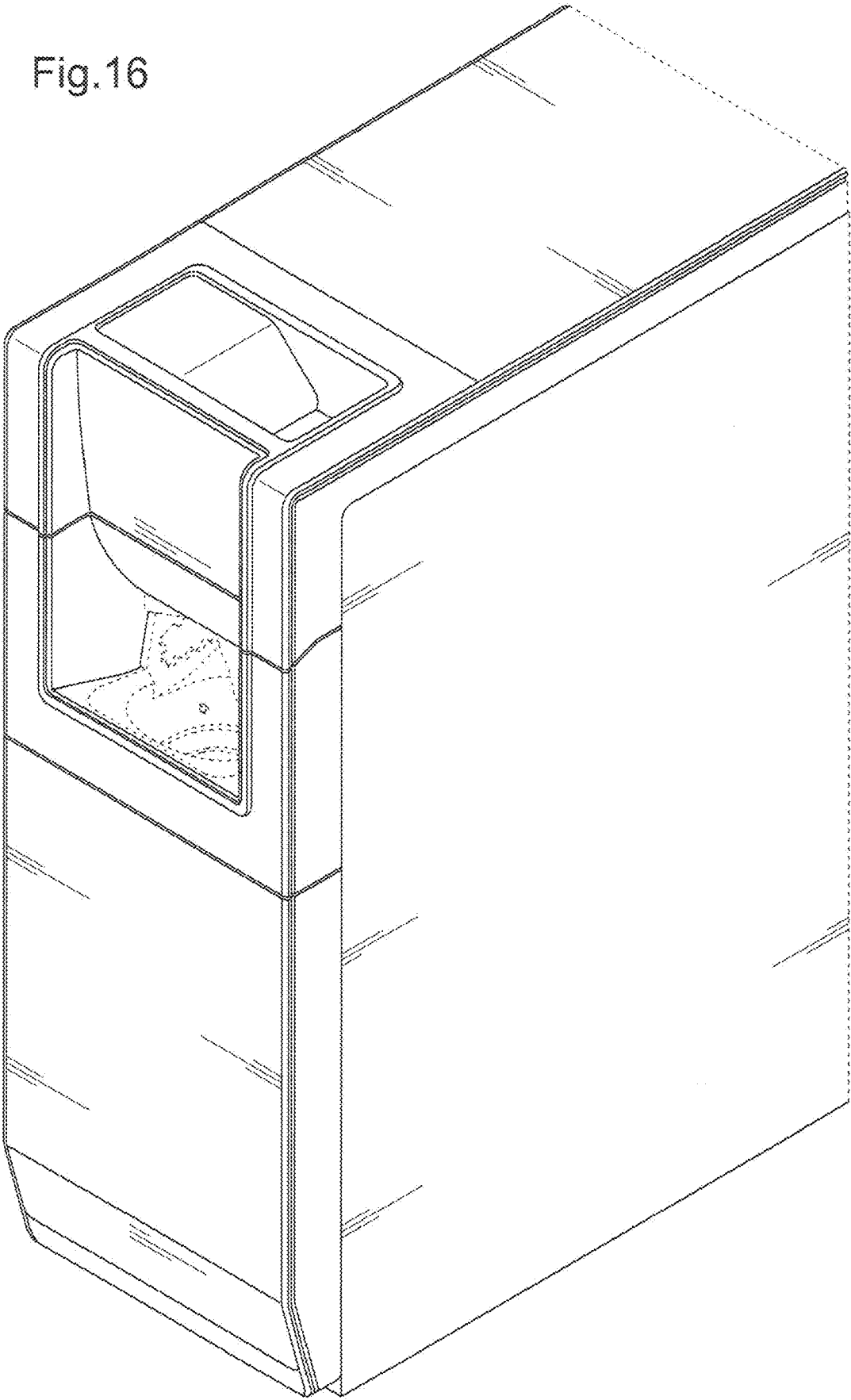


Fig.17

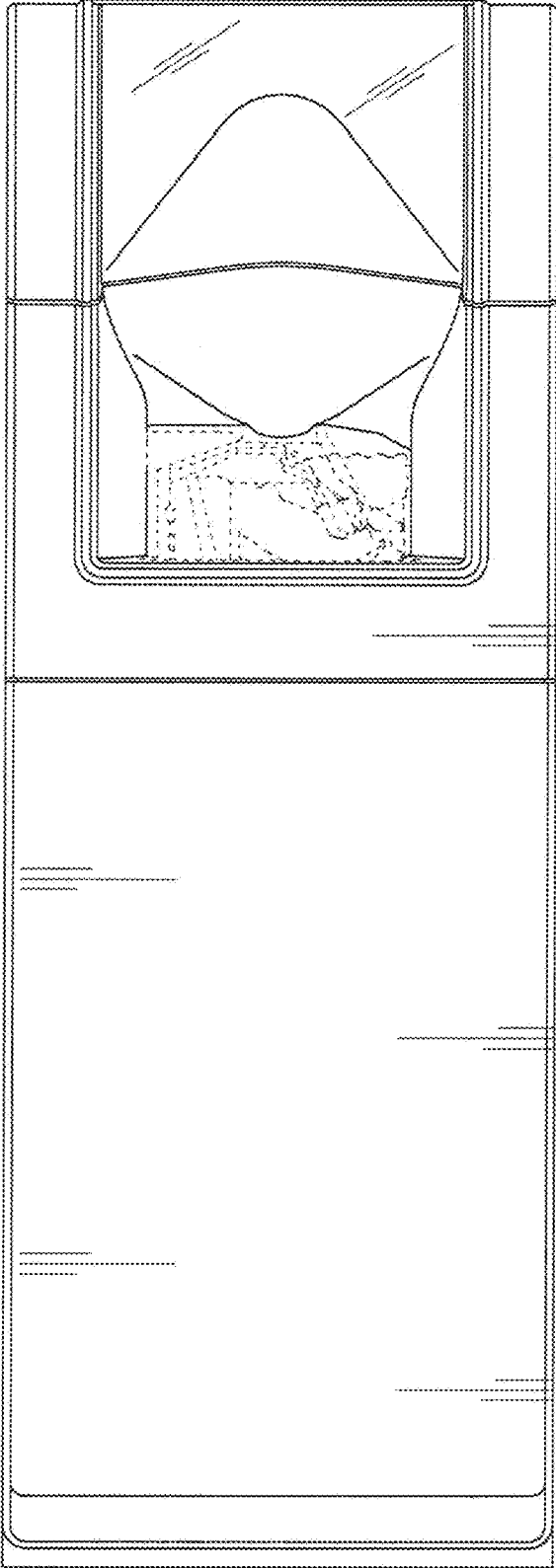


Fig.18




Fig. 19




Fig.20

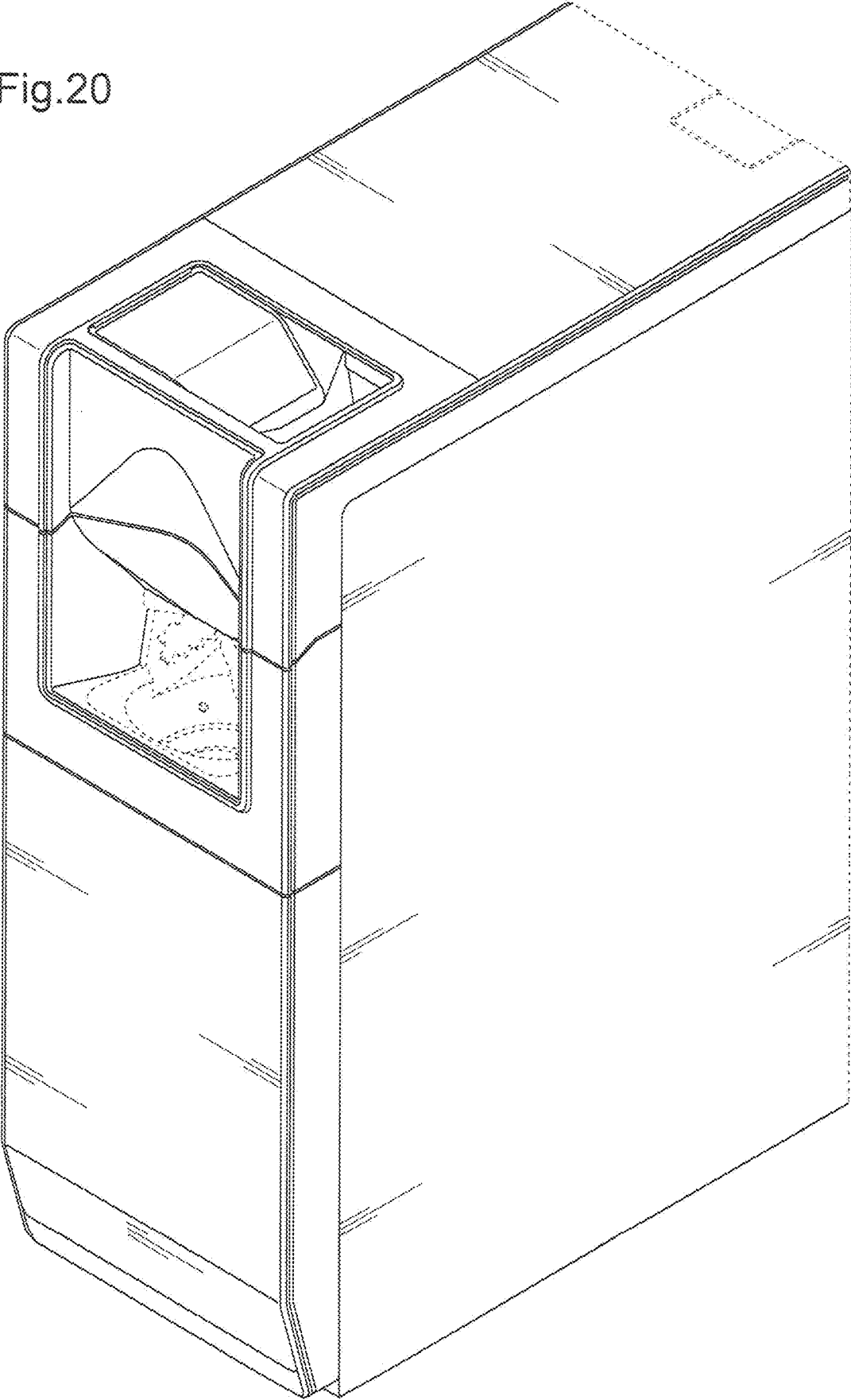


Fig.21




Fig.22




Fig.23

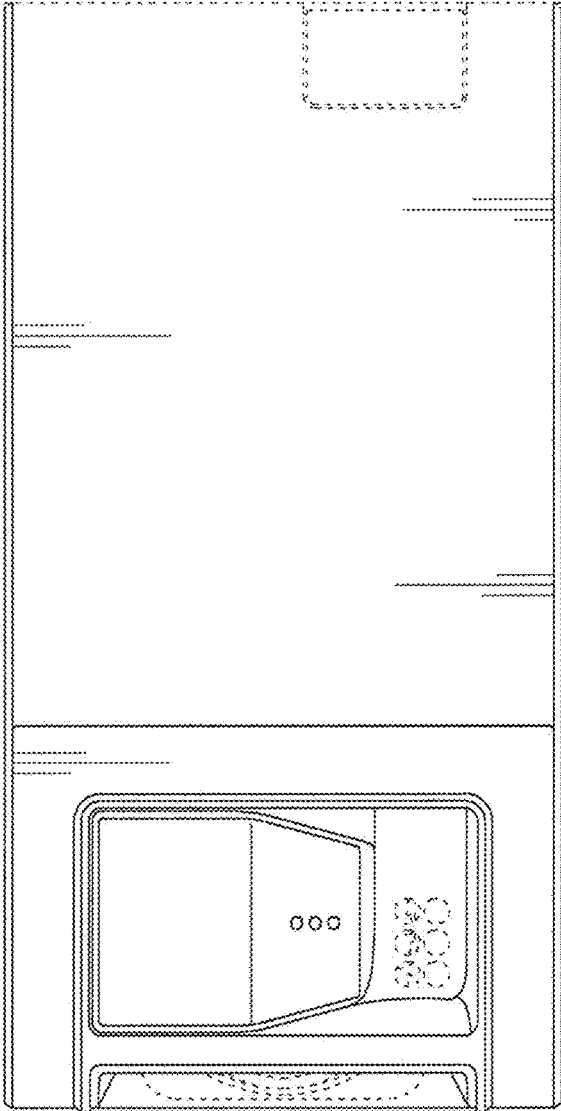


Fig.24




Fig.25




Fig.26

