



US00D912795S

(12) **United States Design Patent** (10) **Patent No.:** **US D912,795 S**  
**Wang et al.** (45) **Date of Patent:** **\*\* Mar. 9, 2021**

(54) **AIR PURIFIER**  
(71) Applicant: **LEADYOUNG TECHNOLOGY CO., LTD**, Shenzhen (CN)  
(72) Inventors: **Yong Wang**, Shenzhen (CN); **Xiaofeng Wu**, Shenzhen (CN); **Michael Zhang**, Shenzhen (CN)  
(73) Assignee: **LEADYOUNG TECHNOLOGY CO., LTD**, Shenzhen (CN)  
(\*\*) Term: **15 Years**  
(21) Appl. No.: **29/723,593**  
(22) Filed: **Feb. 7, 2020**

D865,149 S \* 10/2019 Lin ..... D23/364  
D873,401 S \* 1/2020 Chen ..... D23/364  
D886,268 S \* 6/2020 Montagnino ..... D23/356  
D886,272 S \* 6/2020 Yang ..... D23/364  
D886,975 S \* 6/2020 Yang ..... D23/364  
D890,905 S \* 7/2020 Farone ..... D23/364  
D905,220 S \* 12/2020 Farone ..... D23/364  
D906,501 S \* 12/2020 Lim ..... D23/364  
2012/0093683 A1 \* 4/2012 Hishida ..... B01D 47/024  
422/4  
2017/0153040 A1 \* 6/2017 Wang ..... F24F 6/04  
2020/0300502 A1 \* 9/2020 Kang ..... F24F 1/028

\* cited by examiner

*Primary Examiner* — David G Muller  
(74) *Attorney, Agent, or Firm* — Li & Cai Intellectual Property (USA) Office

(30) **Foreign Application Priority Data**  
Aug. 7, 2019 (CN) ..... 201930426810.7  
(51) **LOC (13) Cl.** ..... **23-04**  
(52) **U.S. Cl.**  
USPC ..... **D23/364**  
(58) **Field of Classification Search**  
USPC ..... D23/355–366, 352, 369, 332, 333, 335,  
D23/336, 342, 351; 422/120, 122;  
55/356, 473, 504; 96/97; 261/DIG. 17,  
261/DIG. 65, DIG. 88, DIG. 31  
CPC .. A61L 9/16; A61L 9/22; B01D 47/00; B01D  
47/027; B01D 2221/02; B01D 2259/4508;  
B03C 3/155; B03C 3/368; F24F 3/16;  
F24F 13/20; F24F 13/28  
See application file for complete search history.

(57) **CLAIM**

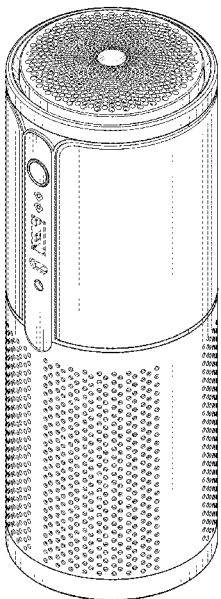
The ornamental design for an air purifier, as shown and described.

**DESCRIPTION**

FIG. 1 is a front, right and top perspective view of an air purifier showing our new design;  
FIG. 2 is a front elevational view thereof;  
FIG. 3 is a rear elevational view thereof;  
FIG. 4 is a left side elevational view thereof;  
FIG. 5 is a right side elevational view thereof;  
FIG. 6 is a top plan view thereof; and,  
FIG. 7 is a bottom plan view thereof.  
The broken lines depict portions of the air purifier in which the design is embodied that forms no part of the claimed design.

(56) **References Cited**  
U.S. PATENT DOCUMENTS  
D832,414 S \* 10/2018 Sharma ..... D23/364  
D835,766 S \* 12/2018 Chen ..... D23/364

**1 Claim, 6 Drawing Sheets**



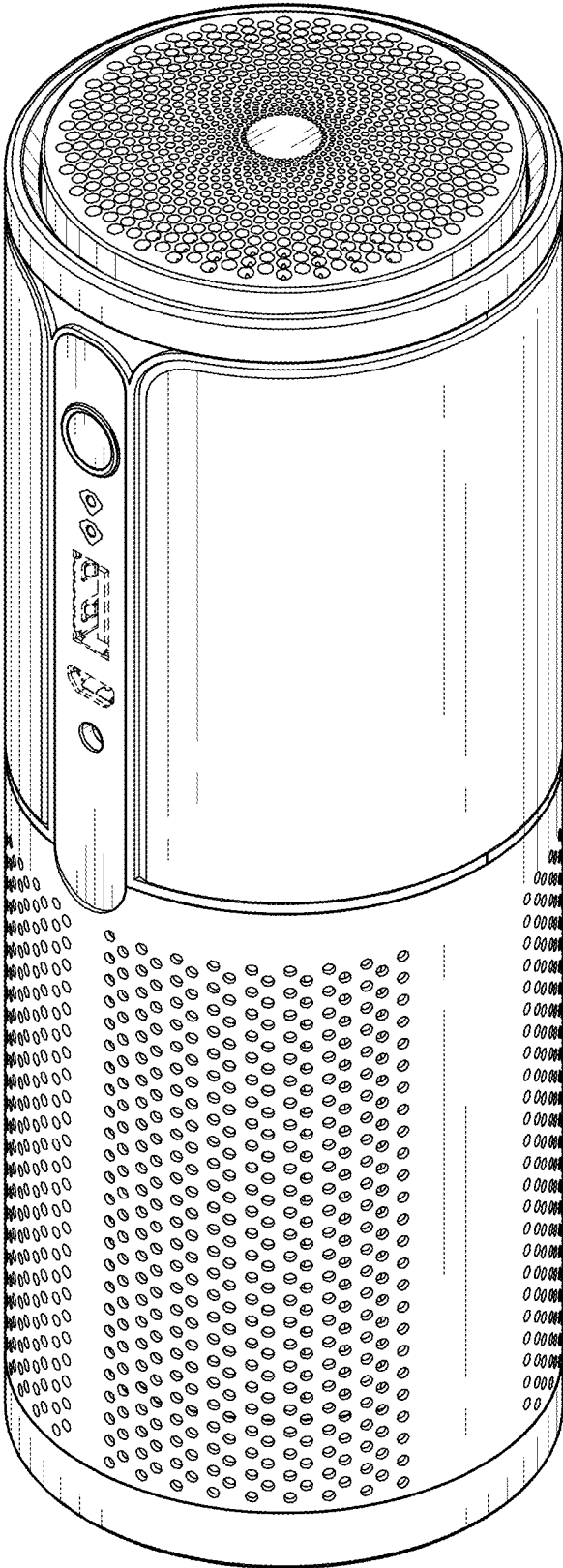


FIG. 1

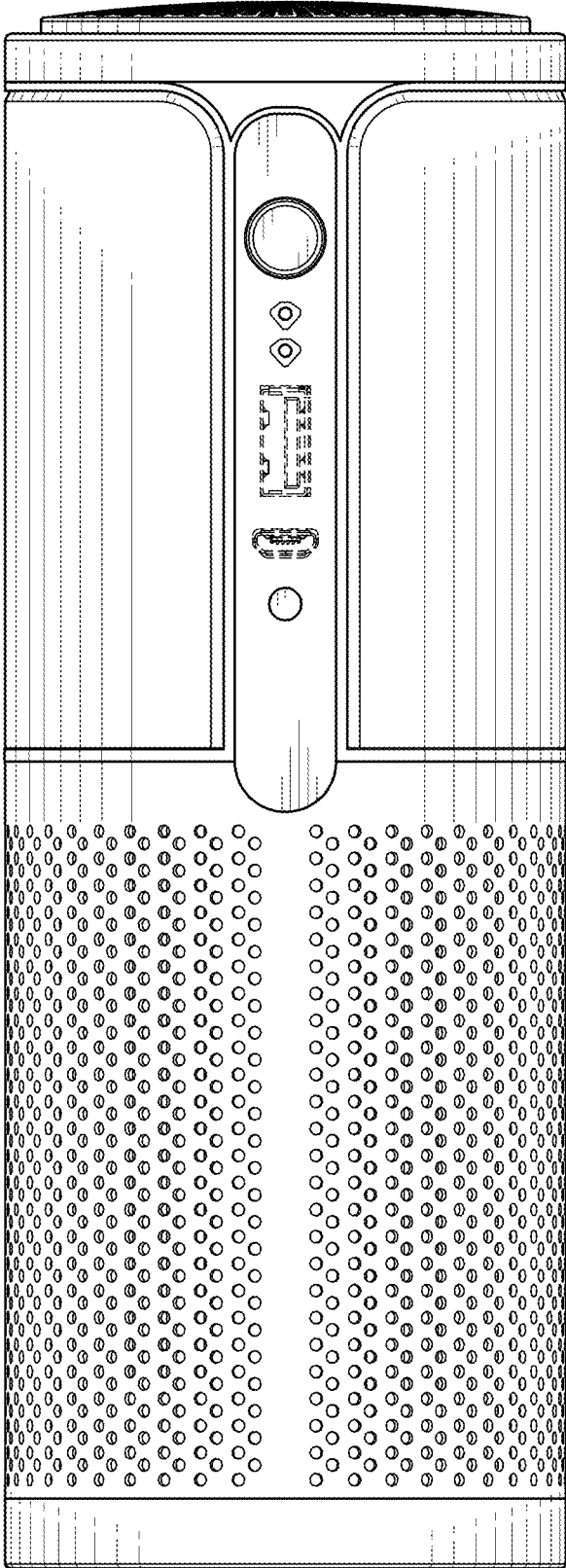


FIG. 2

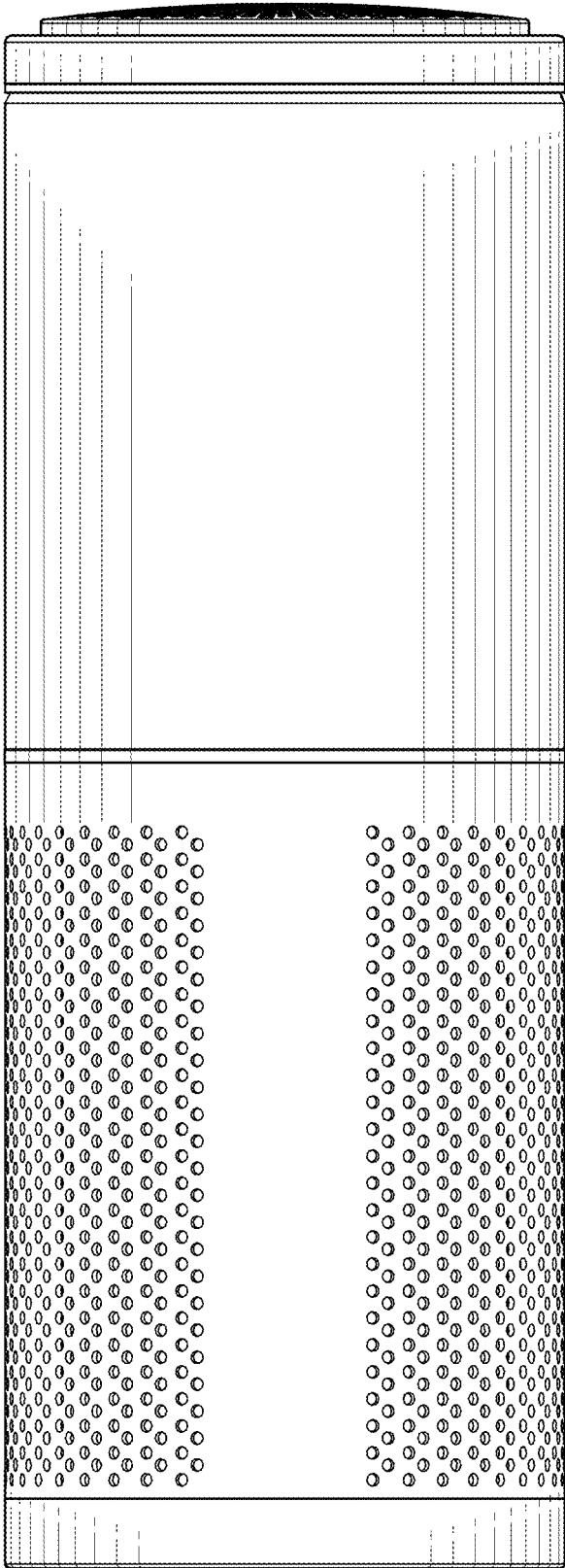


FIG. 3

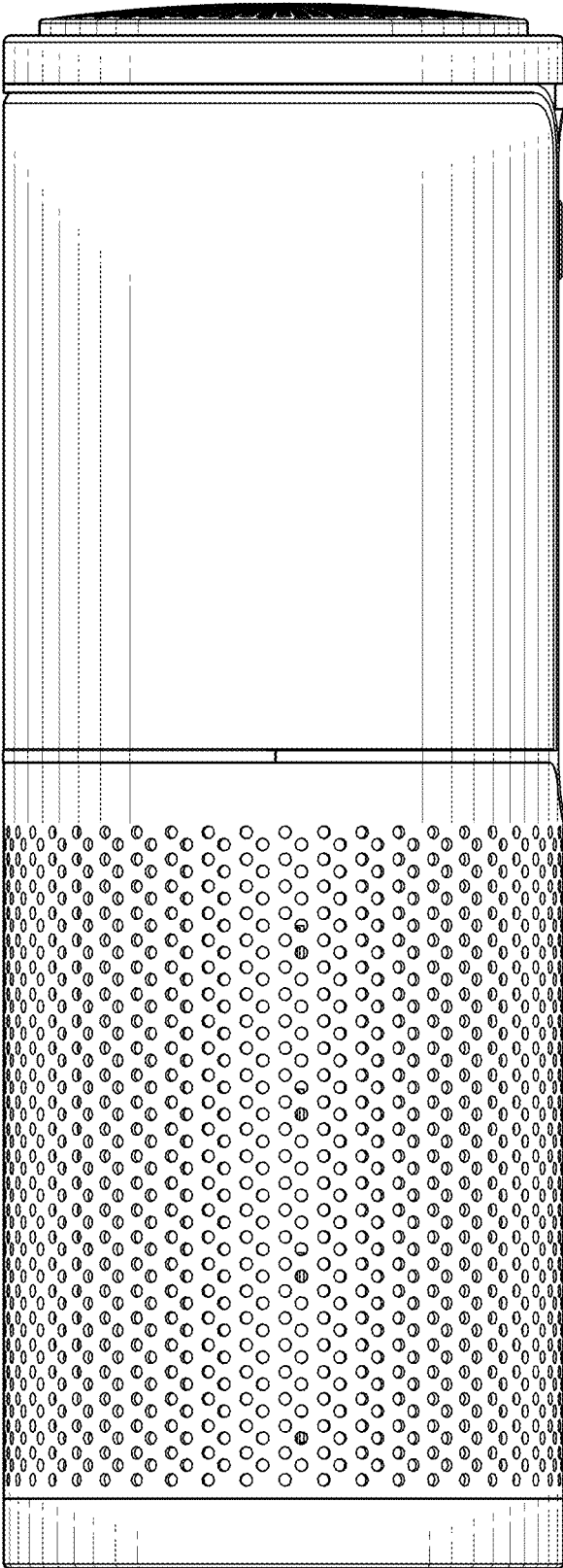


FIG. 4

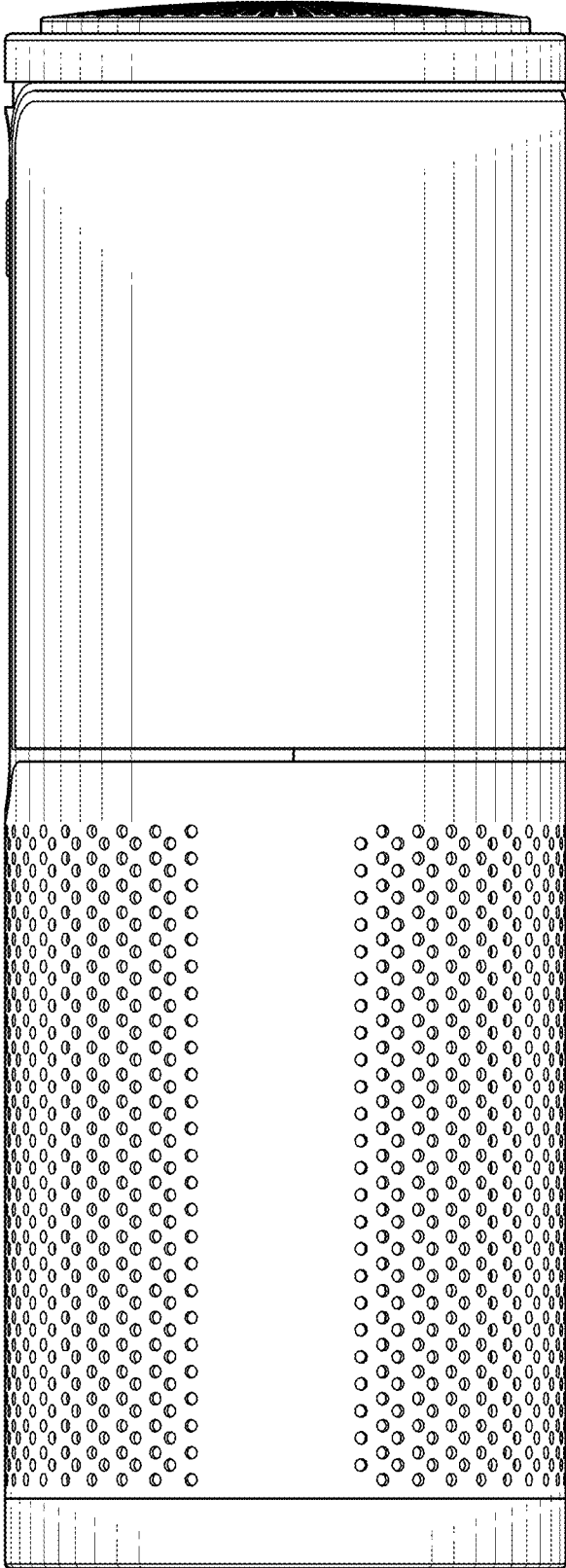


FIG. 5

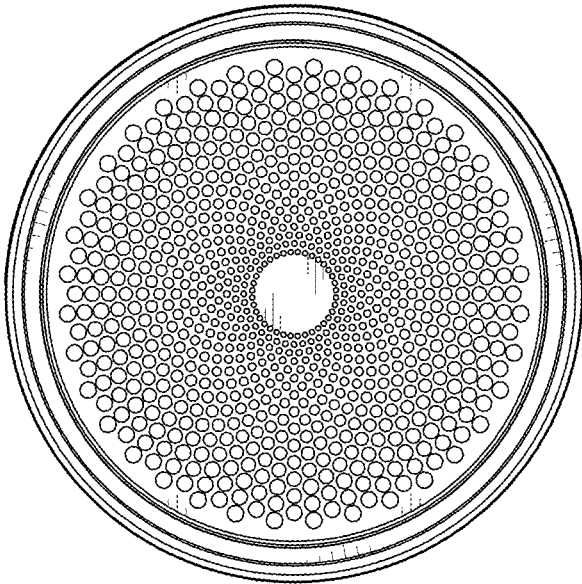


FIG. 6

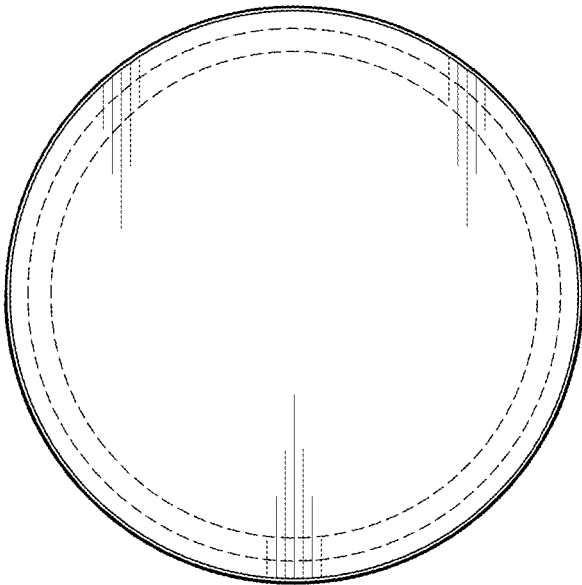


FIG. 7