



US00D749439S

(12) **United States Design Patent**
Thur

(10) **Patent No.:** **US D749,439 S**

(45) **Date of Patent:** **** Feb. 16, 2016**

(54) **TAILGATE SENSOR**

(71) Applicant: **Guardian Technologies LLC**, Euclid, OH (US)

(72) Inventor: **Charles Thur**, Broadview Heights, OH (US)

(73) Assignee: **Guardian Technologies LLC**, Euclid, OH (US)

(**) Term: **14 Years**

(21) Appl. No.: **29/509,021**

(22) Filed: **Nov. 13, 2014**

(51) **LOC (10) Cl.** **10-04**

(52) **U.S. Cl.**
USPC **D10/70**

(58) **Field of Classification Search**
USPC D10/70, 78
CPC B60Q 9/00; B60Q 9/002; B60Q 9/004;
B60Q 9/006; B60Q 9/007; B60Q 9/008;
B60J 5/10; B60J 5/101; B60J 5/102; B60J
5/103; B60J 5/104; B60J 5/105; B60J 5/106;
B60J 5/107; B60J 5/108; B60J 5/12; B60J
5/125; B60J 5/14

See application file for complete search history.

(56) **References Cited**

U.S. PATENT DOCUMENTS

| | | | |
|--------------|---------|-----------------|--------|
| 5,557,510 A | 9/1996 | McIntyre et al. | |
| D375,695 S * | 11/1996 | Narai | D10/97 |
| 6,137,419 A | 10/2000 | Lennox et al. | |
| 6,727,806 B1 | 4/2004 | Massie et al. | |
| D491,479 S * | 6/2004 | Hsu | D10/70 |
| 7,088,045 B1 | 8/2006 | Zich | |

| | | | |
|-----------------|---------|-----------------|--------|
| 7,128,019 B2 | 10/2006 | Hensel | |
| D557,624 S * | 12/2007 | Coster et al. | D10/70 |
| 7,389,739 B1 | 6/2008 | Smith | |
| 7,400,971 B2 | 7/2008 | Robertson | |
| 8,410,921 B1 | 4/2013 | Lewis | |
| D715,667 S * | 10/2014 | Shigeno et al. | D10/98 |
| 2011/0128102 A1 | 6/2011 | Pfeiffer et al. | |
| 2013/0321141 A1 | 12/2013 | Ariemma et al. | |

* cited by examiner

Primary Examiner — Antoine D Davis

(74) *Attorney, Agent, or Firm* — Calfee, Halter & Griswold LLP

(57) **CLAIM**

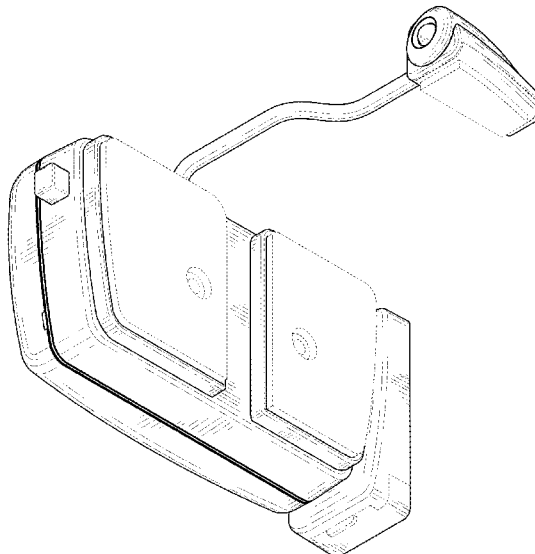
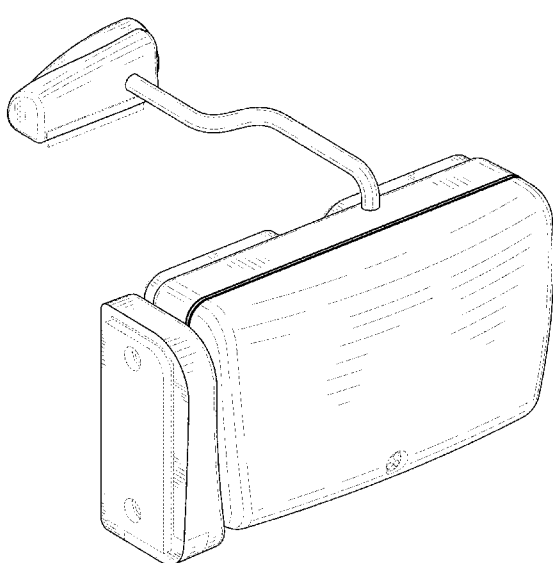
I claim the ornamental design for a tailgate sensor, as shown and described.

DESCRIPTION

FIG. 1 is a front perspective view of a tailgate sensor showing the new design in an application environment, with an exemplary truck tailgate shown in a closed position; FIG. 2 is a front perspective of the tailgate sensor of FIG. 1; FIG. 3 is a rear perspective view of the tailgate sensor of FIG. 1; FIG. 4 is a right side view of the tailgate sensor of FIG. 1; FIG. 5 is a left side view of the tailgate sensor of FIG. 1; FIG. 6 is a top view of the tailgate sensor of FIG. 1; FIG. 7 is a bottom view of the tailgate sensor of FIG. 1; FIG. 8 is a front view of the tailgate sensor of FIG. 1; FIG. 9 is a rear view of the tailgate sensor of FIG. 1; and, FIG. 10 is a front perspective view of the tailgate sensor of FIG. 1 in an application environment, with an exemplary truck tailgate shown in an open position.

The portions of the Figures shown in phantom lines are either unclaimed boundary lines or for illustrative purpose only, and no phantom line forms a part of the claimed design.

1 Claim, 7 Drawing Sheets



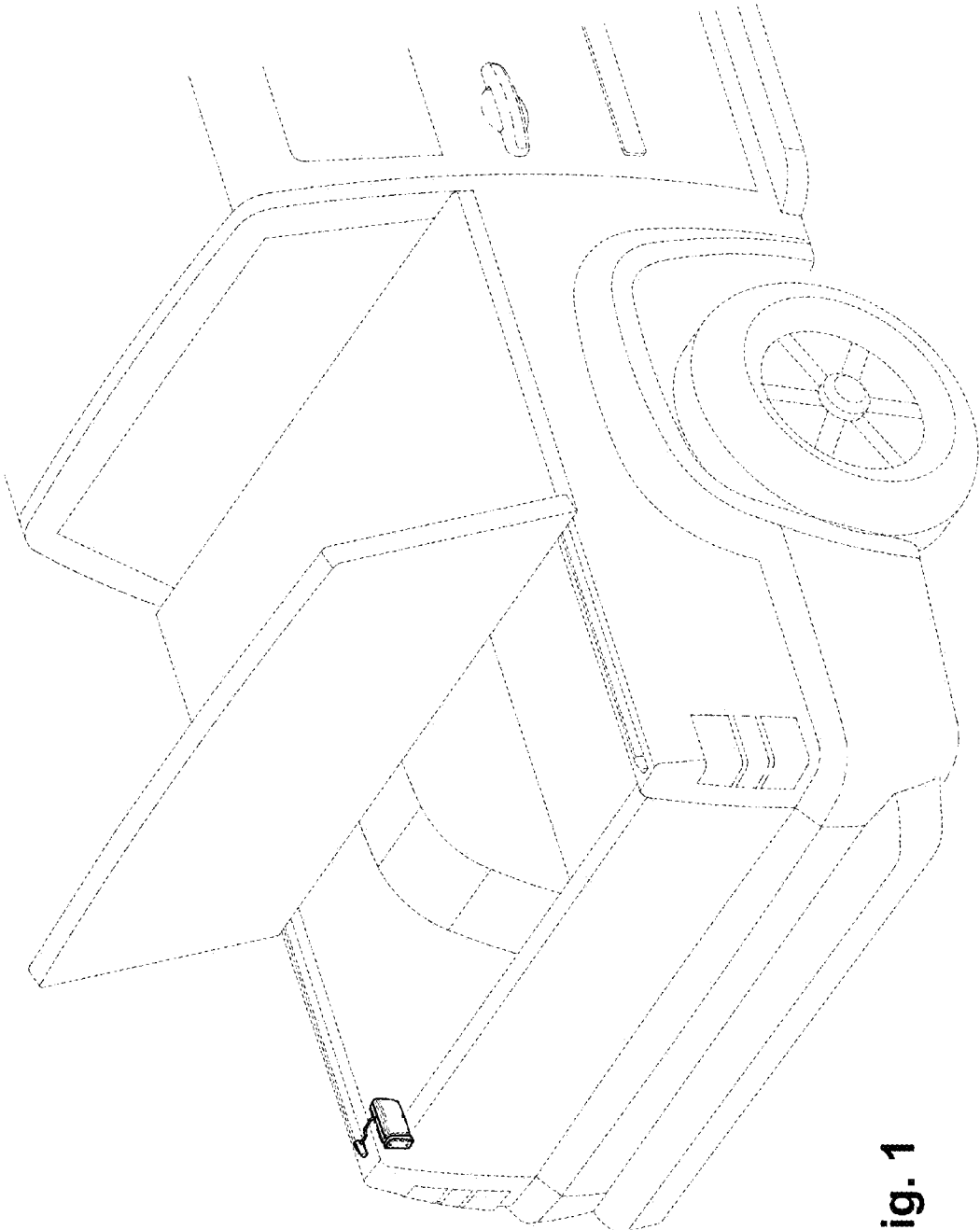


Fig. 1

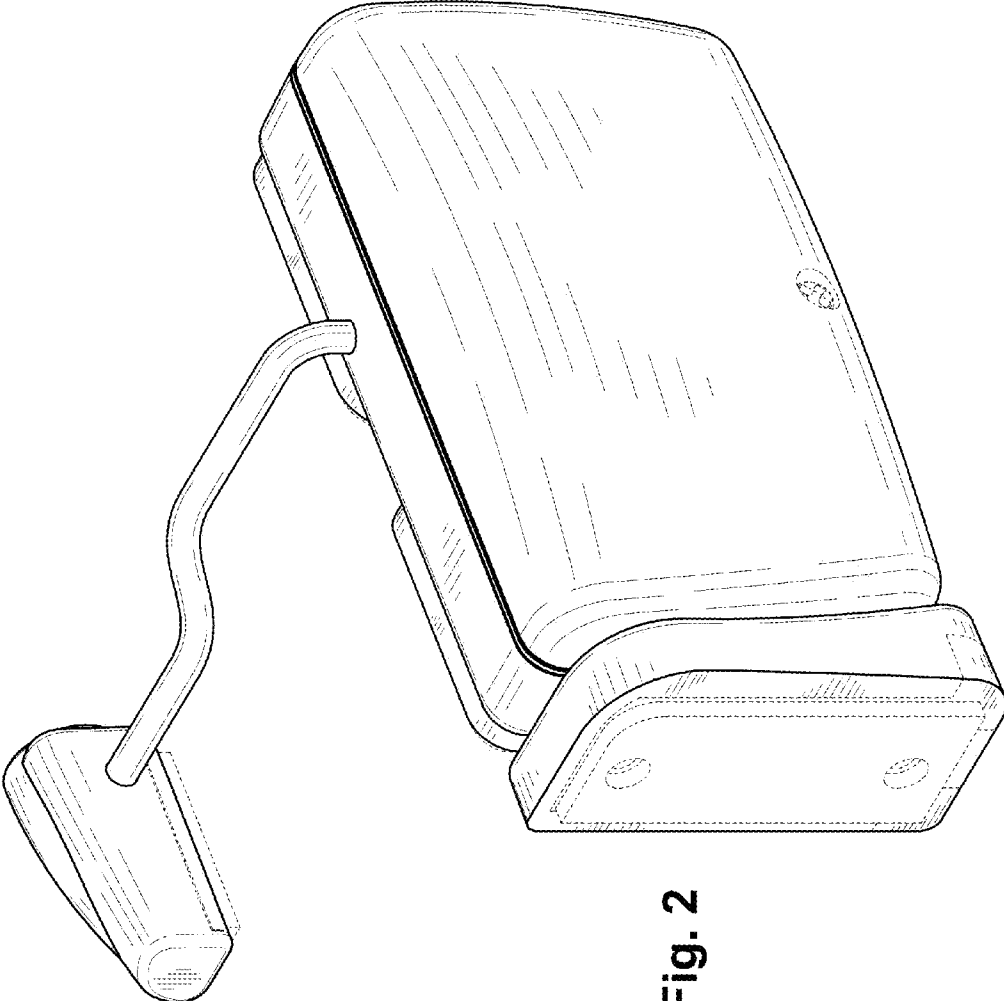


Fig. 2

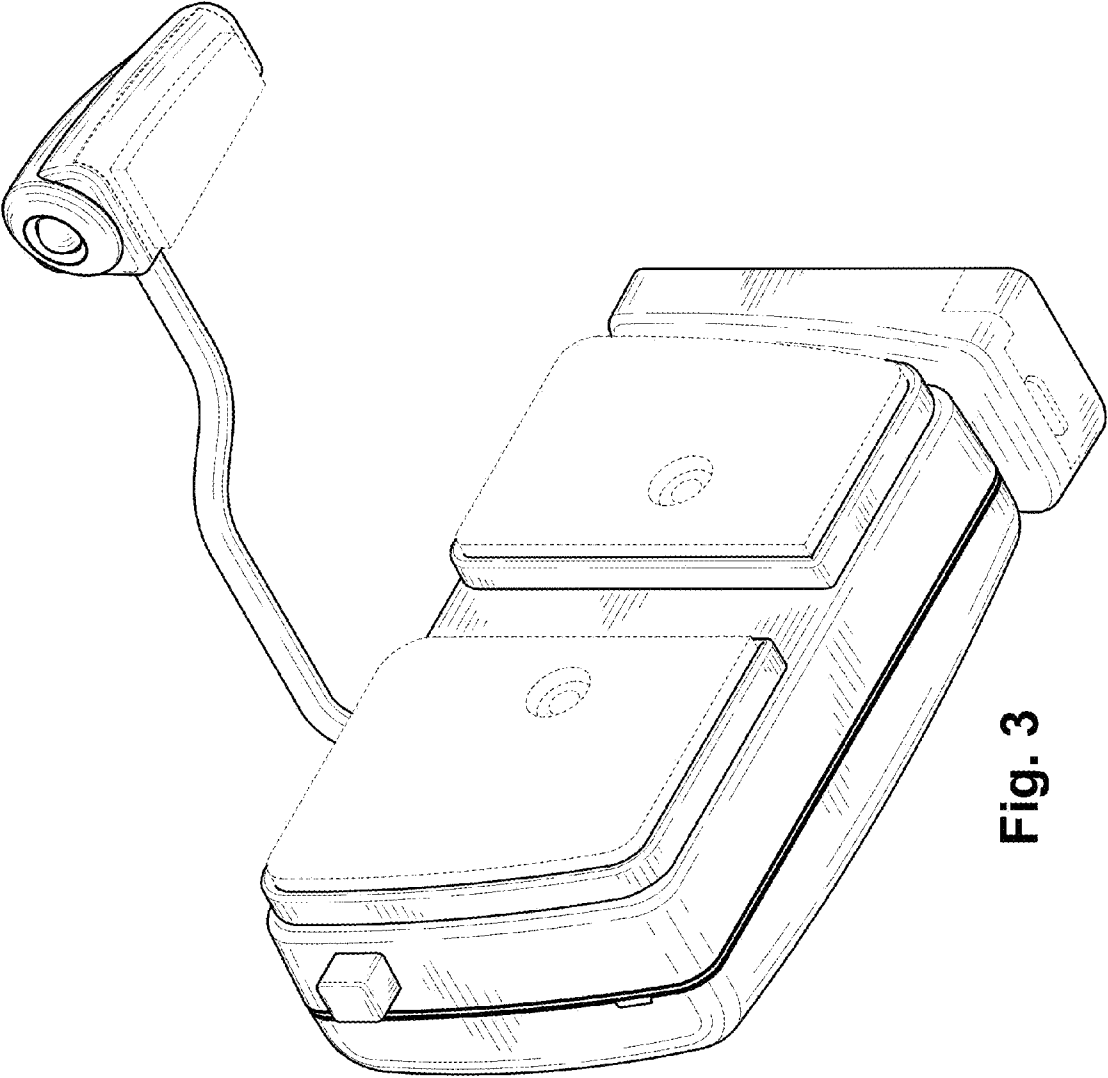


Fig. 3

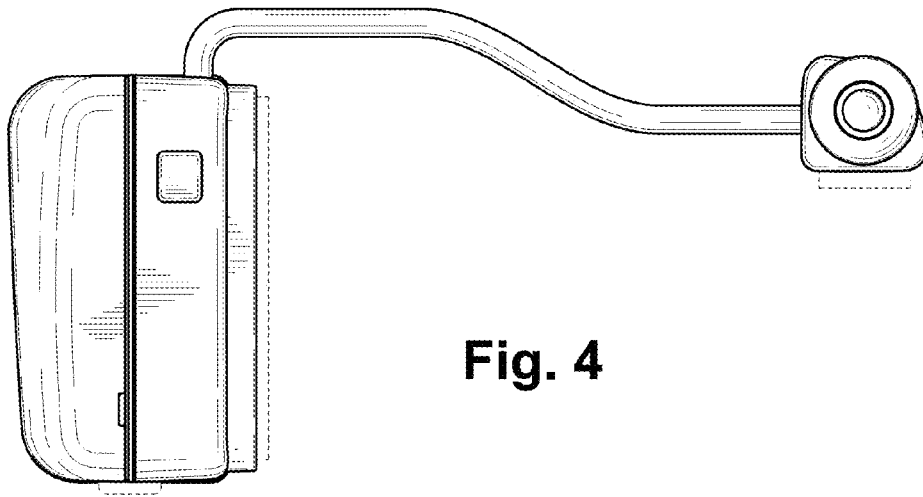


Fig. 4

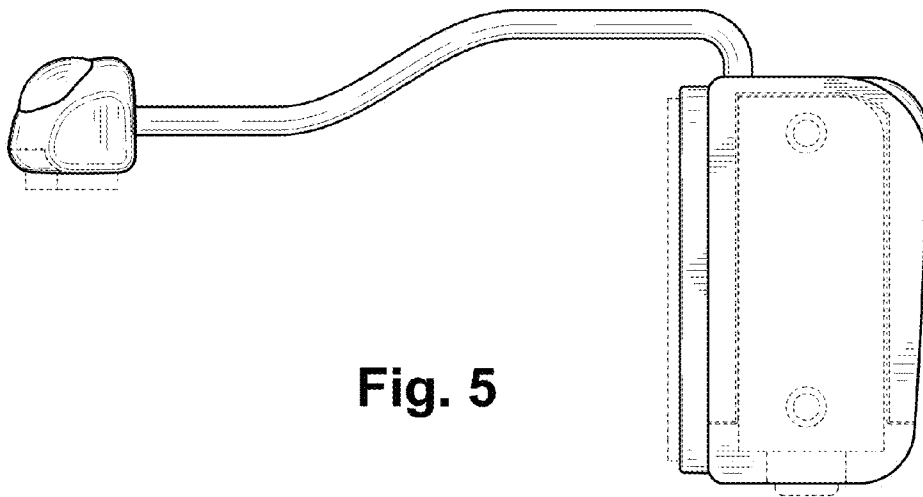


Fig. 5

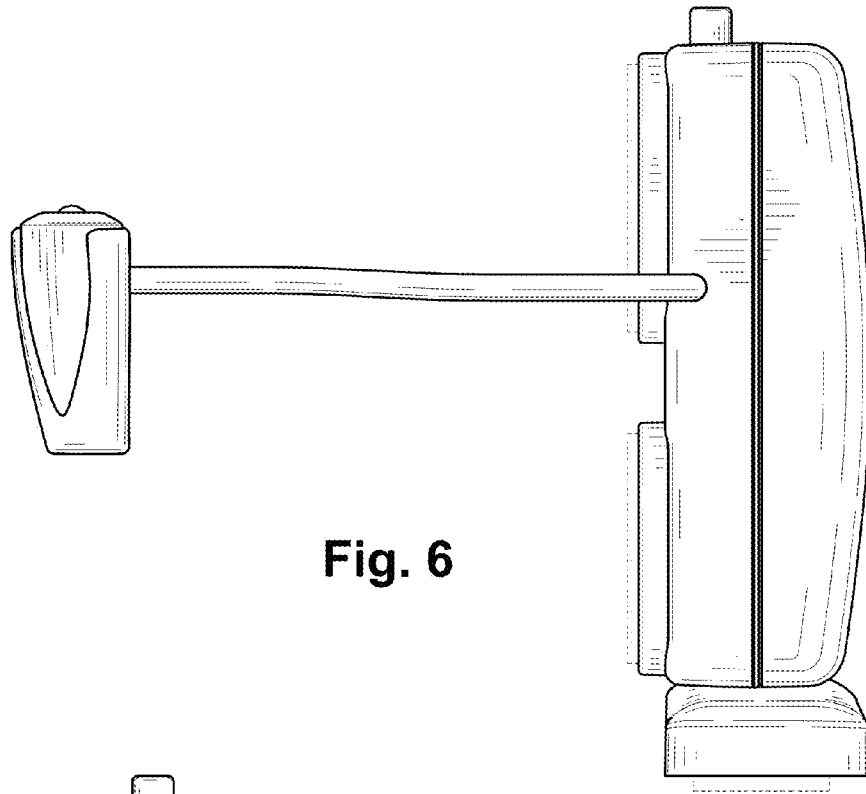


Fig. 6

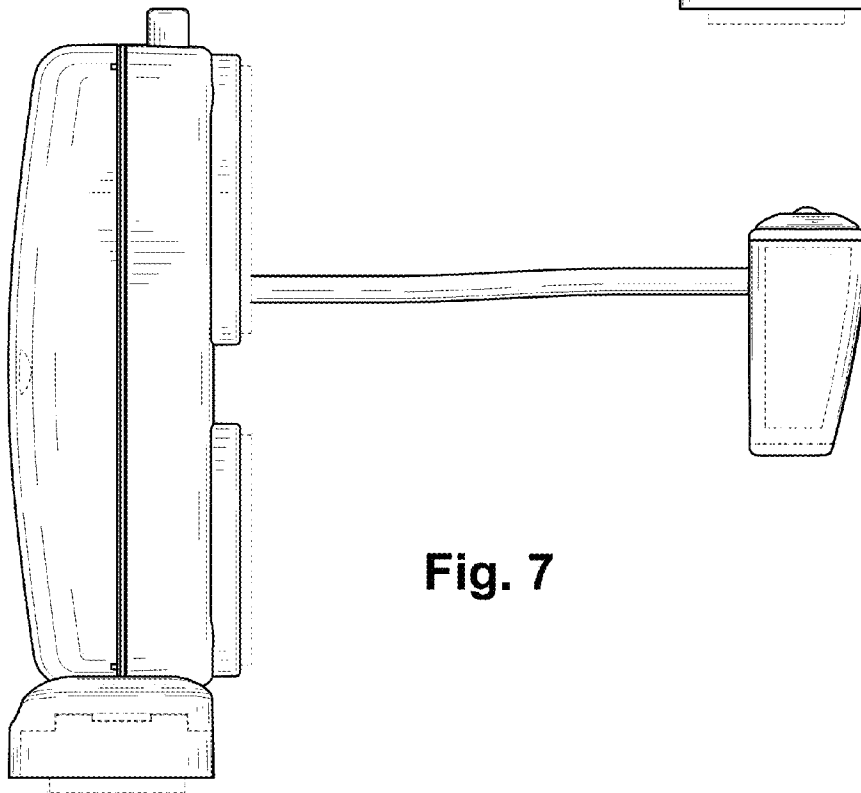


Fig. 7

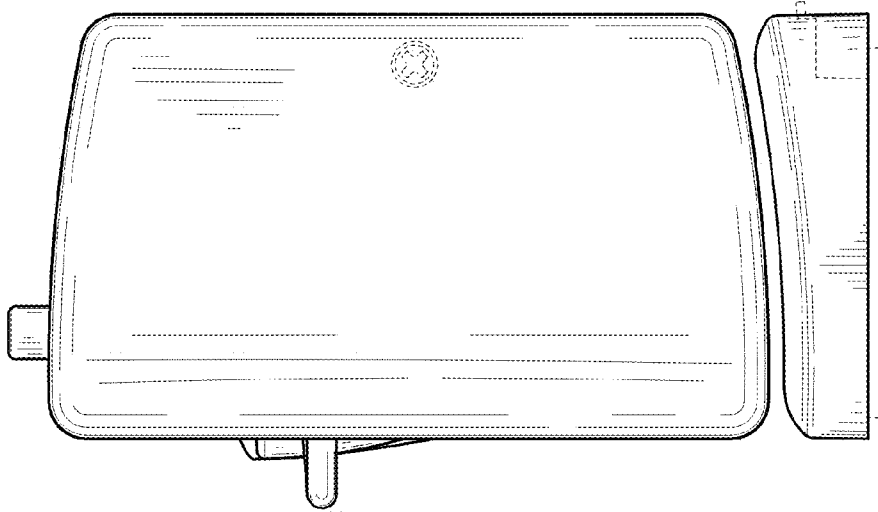


Fig. 8

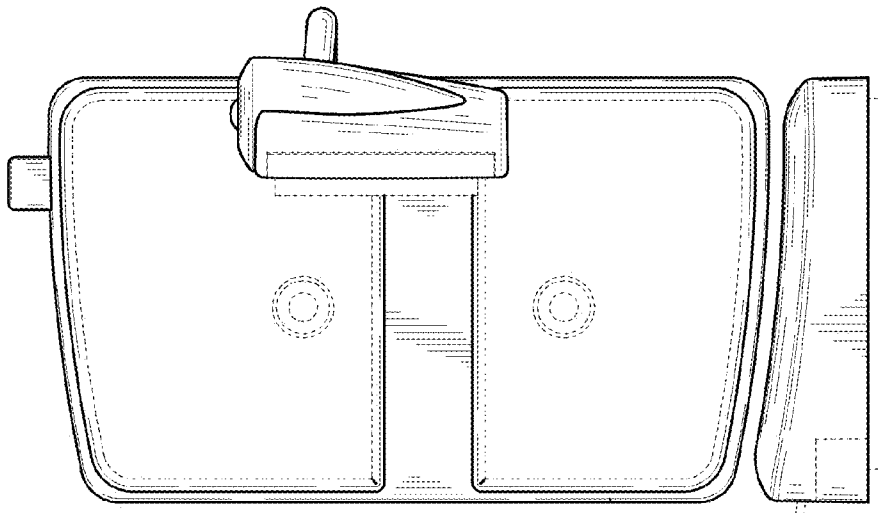


Fig. 9

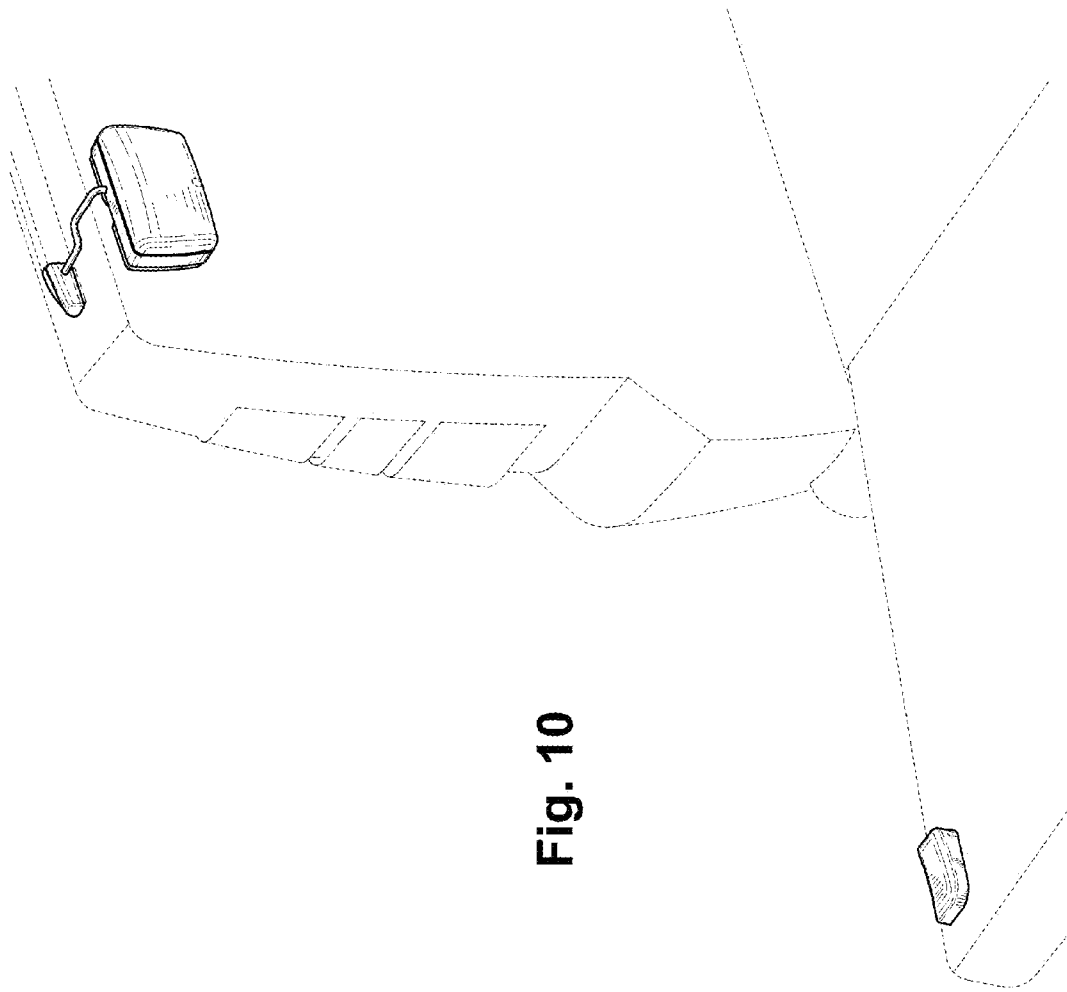


Fig. 10