

March 13, 1928.

1,662,744

G. W. HARDEE  
DISPLAY CONTAINER

Filed Oct. 27, 1926

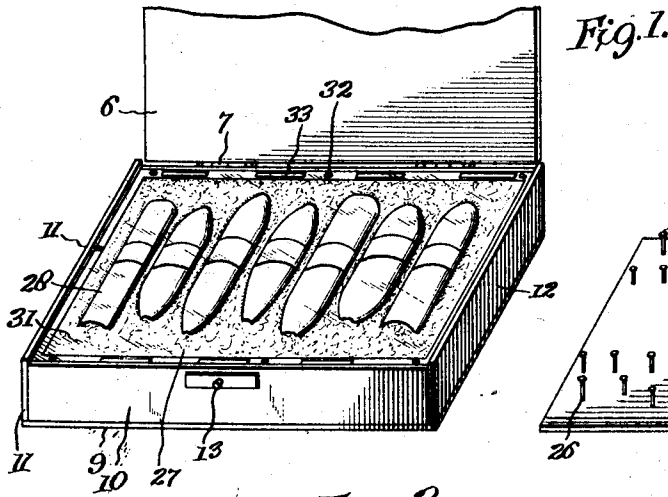


Fig. 1.

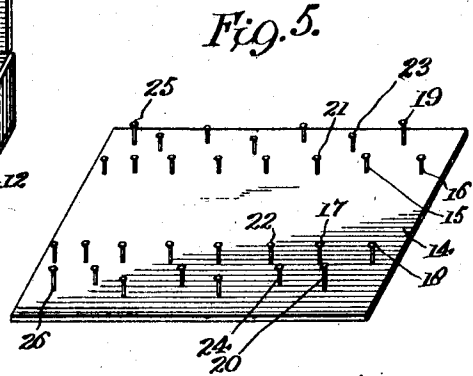


Fig. 5.

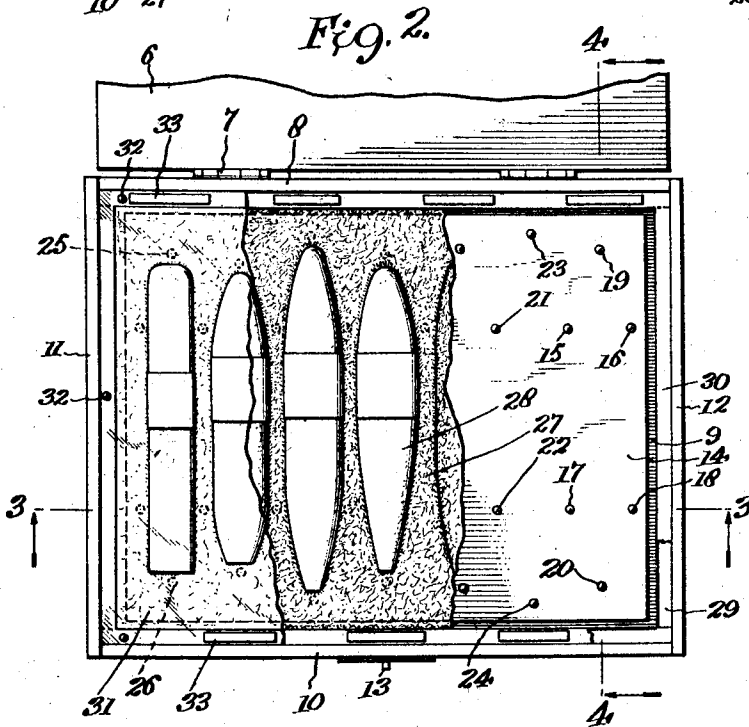


Fig. 2.

Fig. 4.

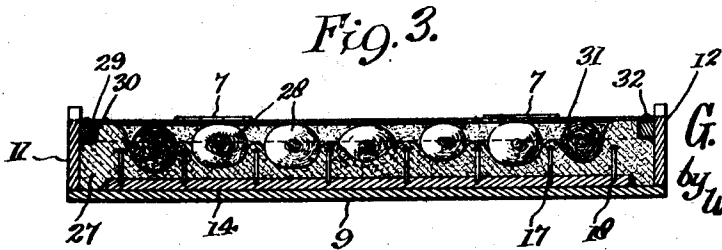
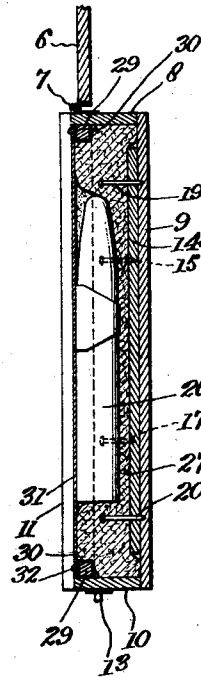


Fig. 3.

Inventor  
**G. W. Hardee**  
by *Wilkinson & Guata*  
Attorneys.

## UNITED STATES PATENT OFFICE.

GEORGE W. HARDEE, OF JACKSONVILLE, FLORIDA.

## DISPLAY CONTAINER.

Application filed October 27, 1926. Serial No. 144,539.

The present invention relates to improvements in display containers and has for an object to provide an improved display container for cigars and other articles, in which the cigars will be attractively and prominently displayed and in which the construction of the display container will be simple, inexpensive and such as to preserve the cigars or other articles in a fresh state, free from contamination.

With the foregoing and other objects in view, the invention will be more fully described hereinafter, and will be more particularly pointed out in the claims appended hereto.

In the drawings, wherein like symbols refer to the like or corresponding parts throughout the several views:

Figure 1 is a fragmentary perspective view of an improved display container constructed according to the present invention;

Figure 2 is a top plan view of the container in the open position with the lid partly broken away;

Figure 3 is a longitudinal section taken on the line 3—3 in Fig. 2;

Figure 4 is a cross-section taken on the line 4—4 also in Figure 2; and

Figure 5 is a perspective view of the false bottom of the container.

Referring more particularly to the drawings, the container consists of a box and lid 6, hinged as indicated at 7 to the rear wall 8 of the box or container body, which is composed of the bottom 9, the front and rear walls 8 and 10 and the end walls 11 and 12. These various walls are assembled upon the bottom in any approved manner and secured thereto. The end walls 11 and 12 are preferably higher than the front and rear walls 8 and 10, and the hinged cover 6 is adapted to be received between the projecting upper ends of said end walls 11 and 12. The cover may be secured in closed position as by the use of the catch indicated at 13.

In accordance with the invention, a false bottom 14, illustrated in Fig. 5, is adapted to be placed upon the fixed bottom 9 of the container body, such false bottom being smaller in both longitudinal and lateral dimensions than said bottom 9 and it may be secured to the bottom 9 by the use of an adhesive or by the use of certain nails or pins, which are driven into the false bottom

from the upper portion thereof and at substantially right angles to the plane of the false bottom. These nails or pins are arranged in groups composed of a pair of laterally spaced upper pins 15 and 16, a second pair of laterally spaced pins 17 and 18 and end pins 19 and 20. The pins 15, 16 and 17, 18 are spaced from one another a distance somewhat in excess of the width of a cigar, in order to receive the cigar between the pins, such pins being intended to hold the cigar against lateral movement, while the pins 19 and 20 are spaced at such distance from one another as to prevent any longitudinal shifting of the cigar in the case.

The pins 15 and 17 act in a dual capacity and provide with other pins 21 and 22, which are laterally spaced therefrom, means to receive a second cigar and to prevent its lateral shifting movement while the end pins 23 and 24 perform a like function in preventing the longitudinal movement of the cigar.

The head pins 19 and 20 at one end of the false bottom and similar head pins 25 and 26 at the other corner portions of the false bottom 14 are adapted to be driven to some extent into the real or permanent bottom 9 of the container body, whereby to secure the false bottom 14 in place and against any tendency to shift, which would destroy the symmetrical arrangement.

The false bottom is adapted to receive a wad of cotton or other appropriate material 27, which will fit over the various pins and against the false bottom 14 and permit impressions to be made therein between the pin groups for the purpose of forming pockets for the cigars indicated at 28. The cotton or appropriate wadding will form a cushioned backing for the cigars, spacing the cigars from the pins and cushioning the cigars and preventing injury thereto. The front and rear and the end walls of the box body are provided with a shoulder 29 extending around in a rectangular open arrangement, said shoulder being spaced above the permanent and false bottoms of the container and being preferably secured at or about the upper edges of the front and back walls 8 and 10. The shoulder is also preferably rectangular in cross-section, as indicated in Fig. 4 and is covered with a coating of tinfoil 30 or other suitable material. Upon this shoulder is supported a transpar-

ent panel 31 of mica or like material, which is secured in place by the nails or other fastenings 32 driven through the panel and into the shoulder 29.

5 In the use of the device a cigar box having a box body and lid, as indicated, may be selected and equipped with the shoulder 29 and false bottom 14, after which the cotton wadding, preferably a colored wadding for  
10 adding to the attractiveness of the display, is placed upon the false bottom and pushed in and about the various pins thereon until suitable impressions are made to receive the  
15 cigars. The arrangement of the pin groupings may be changed to suit different widths and lengths of cigars and an attractive symmetrical arrangement is indicated in Figs. 1 and 2. The mica panel is then secured  
20 over the cigars and cotton wadding and preferably the cotton will be filled in to such an extent as to press the cigars against the panel. The panel is secured to the tinfoil coated shoulder 29. The tinfoil will  
25 show through the mica and form an attractive frame for the cigar display. The device may be used by salesmen or upon the counters of cigar stores for the displaying of cigars and like merchandise.

The shoulder 29 on the rear wall 8 also  
30 forms a convenient means to hold the legend strips 33 for designating the sizes, character, etc. of the cigars or other articles. This shoulder also serves to tuck the cotton, etc. under to expose a trim, regular and even  
35 edge to view.

While I have described the pins as being secured to a false bottom, it is to be understood that the same may be attached to the real bottom and perform their functions in  
40 the same manner.

The invention also acts to space the articles at uniform intervals from each other, and the resiliency of the cushioning material holds articles of different length, diameter  
45 and shape, so their top surfaces are in the same plane (viz, against the transparent panel, which in turn holds the cigars down, so as to cause the impressions in the wadding). Such resiliency so presents the articles  
50 to view and examination that the sides as well as the tops are clearly visible and the whole shape, dimensions and proportions of the articles are readily perceptible.

It will be understood that all four walls

may be used to hold the legend strips, thus  
55 providing for a great number of such strips.

While the panel has been described as of mica, it may be made of any other material, for instance, celluloid, acetol, glass, etc.

It is not necessary that the cigars or other  
60 articles be spaced at uniform intervals; for instance, such articles as candy would be arranged probably with entire lack of uniformity. The intervals between the articles may be selected and arranged by the  
65 one preparing the container.

It will be obvious that many changes in the construction, combination and arrangement of parts could be made, which could be used without departing from the spirit of  
70 my invention, and I do not mean to limit the invention to such details, except as particularly pointed out in the claims.

Having thus described my invention, what I claim and desire to secure by Letters Pat-  
75 ent of the United States is:

1. A display construction comprising a box body, headed pins mounted therein in a relative conformation approximating the  
80 shape of, but greater in dimension than the article to be displayed, said pins having their heads disposed upwardly spaced from the bottom of the box body, and a wadding material compacted in the box body and in  
85 and about said headed pins and being caught under the heads of said pins, said wadding having embedded therein within the confines of the pins spaces of an outline to snugly receive the articles to be displayed.  
90

2. A display construction comprising a box body, headed pins mounted therein in a relative conformation approximating the  
95 shape of, but greater in dimension than the article to be displayed, said pins having their heads disposed upwardly spaced from the bottom of the box body, and a wadding material compacted in the box body and in  
100 and about said headed pins and being caught under the heads of said pins, said wadding having embedded therein within the confines of the pins spaces of an outline to snugly receive the articles to be displayed, and a transparent covering for the box body  
105 compressing tightly against the upper surfaces of the embedded articles and said wadding.

GEORGE W. HARDEE.