

F. GOBLE.
 PACKAGE HOLDER.
 APPLICATION FILED JUNE 28, 1909.

957,767.

Patented May 10, 1910

Fig. 1.

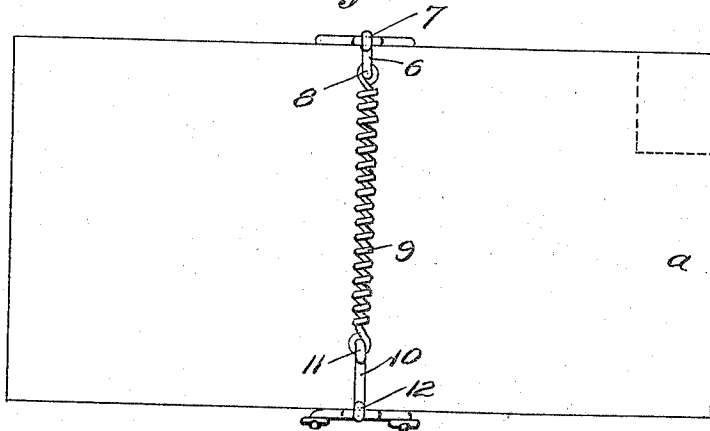


Fig. 2.

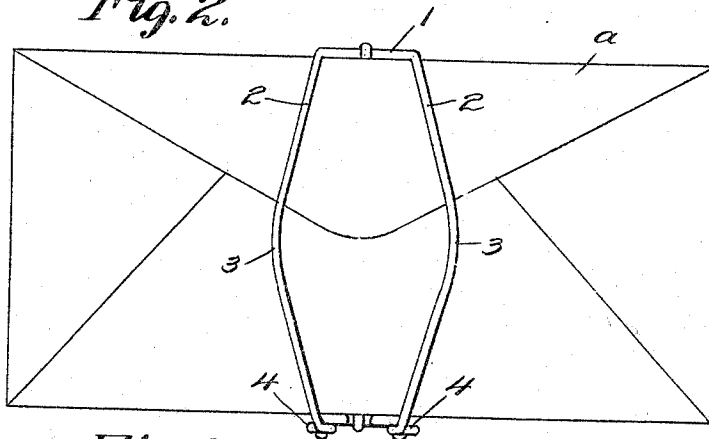


Fig. 3.

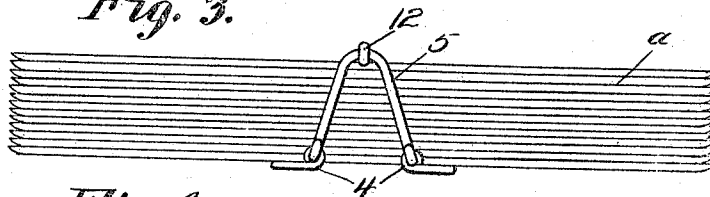
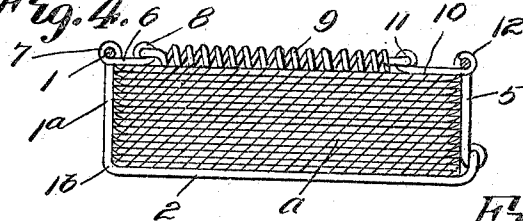


Fig. 4.



Witnesses

William C. Linton,

[Signature]

Inventor

Frank Goble.

384 Victor J. Evans

Attorney

UNITED STATES PATENT OFFICE.

FRANK GOBLE, OF FAIRPOINT, OHIO.

PACKAGE-HOLDER.

957,767.

Specification of Letters Patent.

Patented May 10, 1910.

Application filed June 28, 1909. Serial No. 504,833.

To all whom it may concern:

Be it known that I, FRANK GOBLE, a citizen of the United States, residing at Fairpoint, in the county of Belmont and State of Ohio, have invented new and useful Improvements in Package-Holders, of which the following is a specification.

This invention relates to package holders designed for the purpose of holding packages of letters or other mail matter, and one of the principal objects of the invention is to provide a holder of simple construction which will be expandible to hold a large or a small package of letters or other mail matter and which can be quickly connected and disconnected when desired.

Another object of the invention is to provide a holder which will occupy but little space and which will not project unduly from a package of letters or other mail matter.

These and other objects may be attained by means of the construction illustrated in the accompanying drawing, in which,—

Figure 1 is a top plan view of a package holder made in accordance with my invention, encircling a package of letters. Fig. 2 is a similar view looking at the bottom of the package of letters. Fig. 3 is an end view of the package holder, looking at the side of the package of envelopes. Fig. 4 is a side elevation of the package holder, the envelopes being shown in section.

Referring to the drawing, the numeral 1 designates the cross bar of a wire holding member, the side bars 2 of which are bent outwardly at 3 at the center thereof, and the ends of the holder are provided with eyes 4. Connected to the eyes 4 is a V-shaped fastener 5. From the cross bar 1 the holder has two downwardly bent arms 1^a which are bent at 1^b and extended to form the arms 2. Connected to the cross bar 1 is a short length of wire 6 having an eye 7 connected to the cross bar 1 and a similar eye 8 to which is

connected a spiral spring 9. Attached to the opposite end of the spiral spring 9 is a hook 10 having an eye 11 at one end attached to the spring 9, while the opposite end is formed into a hook 12 designed to engage the V-shaped fastener 5.

To use my package holder the hook 12 may be disconnected from the fastener 5, and the spring and hook swung out of the way to remove the letters *a* or other mail matter. Owing to the spring in the arms 2 a large or small package of envelopes may be held firmly together, and the hook 10 can be quickly connected to the fastener 5. The holder does not project from the package, and there are no objectionable points to injure the mail or to catch in other packages. The holder may be manufactured at slight cost, cannot readily get out of order and should last for years.

I claim:—

1. A package holder comprising a wire member having bent side bars, a V-shaped fastener connected to the ends of said bars, arms extending upward from said bars, and connected by a cross bar, a spring connected to the cross bar, and a hook connected to the spring for engaging the fastener.

2. A package holder comprising a resilient wire member provided with a cross bar, a wire eye connected to the cross bar, a spring connected to the eye, a hook connected to the spring, and a fastener engaged by the hook.

3. A package holder for mail matter comprising a wire member having spring arms, a fastener secured to said arms, a cross bar on the arms, a spring connected to the cross bar, and a hook for engaging the fastener.

In testimony whereof I affix my signature in presence of two witnesses.

FRANK GOBLE.

Witnesses:

SAML. GABEL,
GEORGE GABEL.