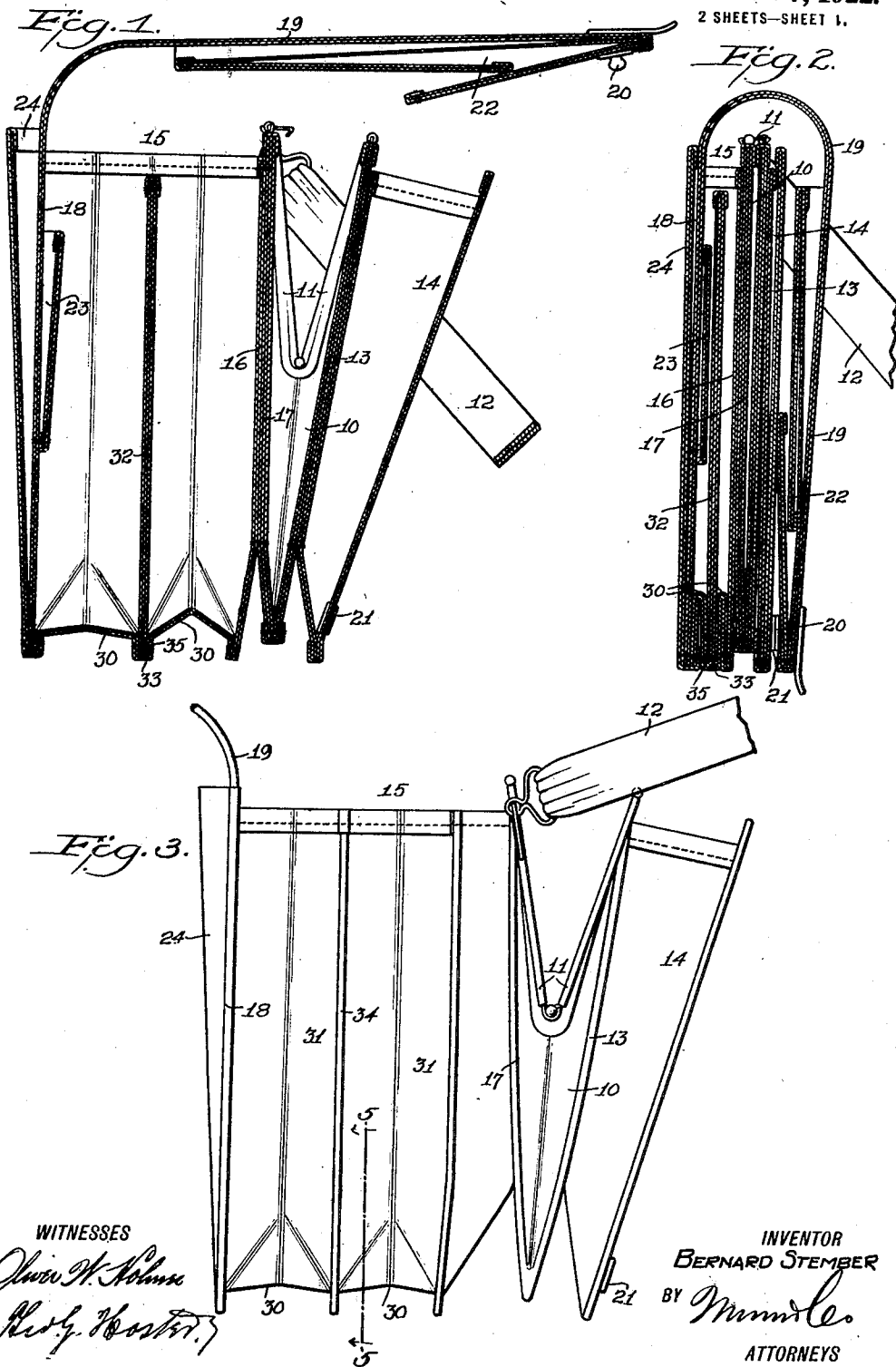


B. STEMBER.
 LADY'S POCKETBOOK.
 APPLICATION FILED FEB. 15, 1921.

1,434,926.

Patented Nov. 7, 1922.

2 SHEETS—SHEET 1.



WITNESSES
John H. Adams
Henry H. Hester

INVENTOR
 BERNARD STEMBER
 BY *Mumford*
 ATTORNEYS

B. STEMBER.
 LADY'S POCKETBOOK.
 APPLICATION FILED FEB. 15, 1921.

1,434,926.

Patented Nov. 7, 1922.
 2 SHEETS—SHEET 2.

Fig. 4.

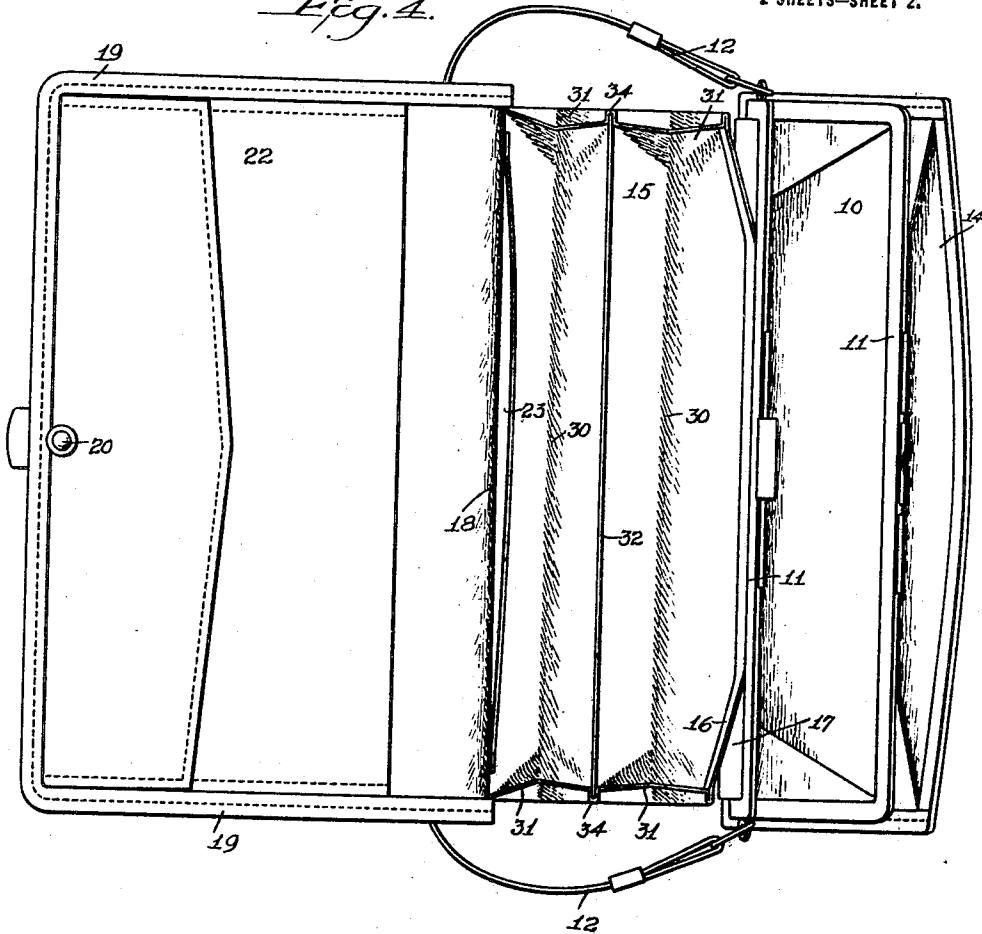
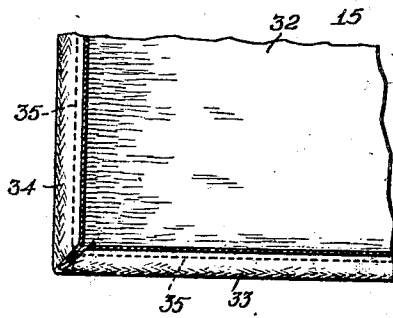


Fig. 5.



WITNESSES

Oliver H. Holmes
Res. H. H. Hester

INVENTOR
 BERNARD STEMBER

BY *M. M. Co.*
 ATTORNEYS

UNITED STATES PATENT OFFICE.

BERNARD STEMBER, OF NEW YORK, N. Y.

LADY'S POCKETBOOK.

Application filed February 15, 1921. Serial No. 445,216.

To all whom it may concern:

Be it known that I, BERNARD STEMBER, a citizen of the United States, and a resident of the city of New York, borough of Manhattan, in the county and State of New York, have invented a new and Improved Lady's Pocketbook, of which the following is a full, clear, and exact description.

The object of the invention is to provide a new and improved lady's pocketbook arranged to furnish an extra commodious compartment for the convenient storage of handkerchiefs and other more or less bulky articles.

Another object is to maintain the general appearance of a pocketbook in contradistinction to a hand bag.

Another object is to render the aforesaid compartment of the pocketbook exceedingly strong and durable and without danger of the compartment losing its shape.

Another object is to allow the compartment when empty to fold up closely thus taking up very little room and without detracting from the appearance of the pocketbook.

With these and other objects in view, the invention consists of certain novel features of construction, as hereinafter shown and described and then specifically pointed out in the claim.

Figure 1 is a cross section of the improved lady's pocketbook in open position and the compartment extended.

Figure 2 is a similar view of the same in closed position;

Figure 3 is an end elevation of the improved lady's pocketbook in open position;

Figure 4 is a plan view of the same; and

Figure 5 is a sectional front elevation of a portion of the compartment, the section being on the line 5-5 of Figure 3.

The improved lady's pocketbook is provided with the usual main pocket 10 having a hinged metallic frame 11 for opening and closing the pocket, and on the said metallic frame 11 is attached a suitable handle 12 for carrying the lady's pocketbook about. To the front 13 of the main pocket 10 is attached the usual front pocket 14. A compartment 15 is attached at its front 16 to the back 17 of the main pocket 10, and this compartment 15 has its back 18 terminating in a closing flap 19 adapted to extend across the open top of the compartment 15 and over

the top of the main pocket 10 and its front pocket 14 to be secured to the front of said pocket 14 by suitable fastening members 20 and 21, such as snap fasteners of the stud and socket type. On the inner face of the closing flap 19 is preferably mounted a secret pocket 22 of any approved construction, and a similar pocket 23 is arranged on the front of the back 18 for containing a mirror and like articles. An outside pocket 24 is arranged on the outer face of the back 18, as plainly indicated in the drawings.

The compartment 15 has its bottom and ends 30 and 31 in the form of bellows to permit of opening the compartment 15 to a considerable extent to provide a comparatively large space for convenient storage of handkerchiefs and other bulky articles. By the use of the bellows the compartment 15 when empty can readily fold up into a comparatively small space, as plainly indicated in Figure 2. The compartment 15 is preferably divided by a longitudinal partition 32 into two sections, and this partition 32 is secured to the bottom edge 33 and the side edges 34 of the bottom and end bellows to reinforce the said bellows without interfering with opening the compartment to the full extent. A row of stitches 35 extends along the edges 33 and 34 (see Figure 5) and the stitches pass through the partition 32 a distance from the outer edges thereof to reinforce the edges 33 and 34 and to prevent the folds of the bellows of the bottom 30 from being distended downwardly, and to prevent the folds of the bellows forming the ends 31 from being distended outwardly at the time the compartment is fully open and articles are placed in the said compartment. Thus the bellows forming the bottom 30 fold upwardly and the bellows forming the ends 31 fold inwardly on closing the compartment 15 thereby maintaining at all times a neat appearance of the compartment whether the latter is open or closed.

It will be seen that by the arrangement described the partition 32 reinforces the bellows to hold the same from giving away in the wrong direction.

It is expressly understood that by the use of the bellows bottom and ends the compartment 15 opens up practically to the full width at the top and bottom to provide ample space for the storing of various small parcels, articles and the like.

Having thus described my invention, I claim as new and desire to secure by Letters Patent:

5 In a lady's pocketbook, a hinged frame pocket, a pocket mounted on the front thereof, a folding bellows compartment open at the top and connected to the rear side of said hinged frame pocket in such a manner as to provide an interposed pocket, said bel-
10 lows compartment being formed with at least two bellows, a partition wall dividing the bellows compartment between the bellows fold into two pockets, each of said bel-

lows folds comprising a single pocket, a rear wall having a front extension adapted to fold over the hinged frame pocket and the pocket positioned at the front thereof, a pocket carried by said rear wall and positioned within one of said bellows pockets, and a pocket formed to the rear of the pocketbook and upon the outer face of the rear wall of the rear bellows pocket, said rear pocket having an open upper edge accessible when the pocketbook is in closed position. 15 20

BERNARD STEMBER.