

United States Patent [19]

Andrews

[11] Patent Number: Des. 320,148

[45] Date of Patent: ** Sep. 24, 1991

[54] DRILL SOCKET

[76] Inventor: Edward A. Andrews, 379 Executive Dr., Troy, Mich. 48083

[**] Term: 14 Years

[21] Appl. No.: 292,629

[22] Filed: Dec. 30, 1988

[52] U.S. Cl. D8/70

[58] Field of Search D8/70, 71; 409/234; 408/202, 225, 241 S, 241 B, 241 G, 186, 189, 193, 203, 113; 82/151, 153; 279/83, 1 A

[56] **References Cited**

U.S. PATENT DOCUMENTS

569,896	10/1896	Cauwenberg	408/202
1,058,149	4/1913	Campbell	408/202
2,692,519	10/1954	Wolff	408/202
2,833,168	5/1958	Nelson	D8/70
2,938,698	5/1960	Johnson	248/314
2,998,258	8/1961	Ambrose	279/41
3,320,832	5/1967	Jensen	408/202
3,336,611	8/1967	Schepp	D8/70 X
3,507,508	4/1970	Andrews	279/83
3,664,756	5/1972	Wells	408/202
3,682,177	8/1972	Ames et al.	408/202
3,691,883	9/1972	Ingram	82/34 R

4,076,443	2/1978	Halpern	408/202
4,477,095	10/1984	Atkinson, III	279/1 A
4,668,134	5/1987	Vindez	408/241 B
5,001,826	3/1991	Stewart et al.	408/241 G



Primary Examiner—Nelson C. Holtje
Assistant Examiner—J. H. Musgrove
Attorney, Agent, or Firm—Harness, Dickey & Pierce

[57] **CLAIM**

The ornamental design for a drill socket, as shown and described.

DESCRIPTION

FIG. 1 is a front and top-right perspective view of a drill socket showing my new design; FIG. 2 is a front elevational view; FIG. 3 is a top plan view; FIG. 4 is a rear elevational view; FIG. 5 is a right side elevational view; FIG. 6 is a left side elevational view; FIG. 7 is a front top-right perspective view of a second embodiment of my new design of FIGS. 1-6 the major difference being the length of the socket; FIG. 8 is a front elevational view of FIG. 7; FIG. 9 is a top plan view of FIG. 7; FIG. 10 is a rear elevational view FIG. 7; FIG. 11 is a right side elevational view of FIG. 7; and, FIG. 12 is a left side elevational view thereof.






Fig-1

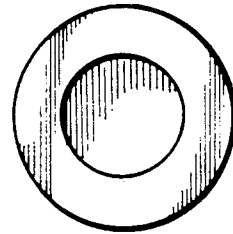


Fig-2

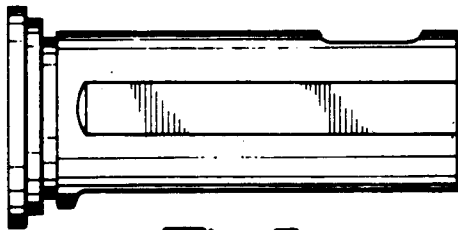


Fig-3

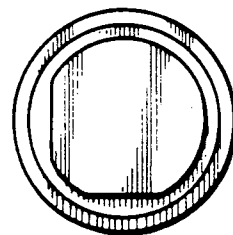


Fig-4

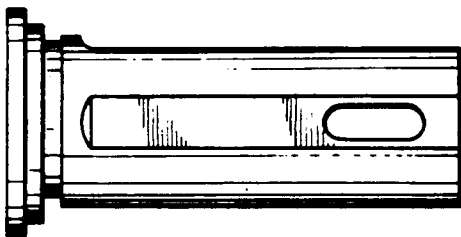


Fig-5




Fig-6




Fig-7

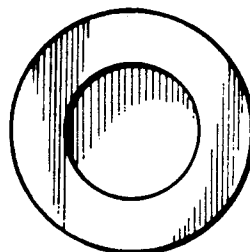


Fig-8

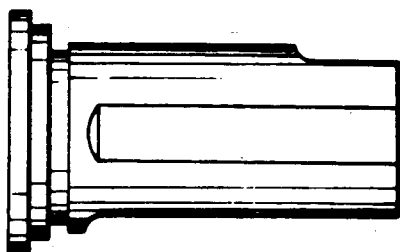


Fig-9

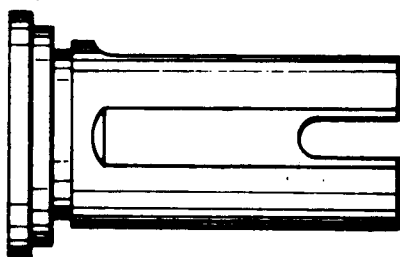


Fig-11

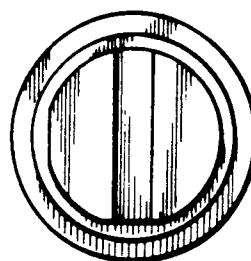


Fig-10

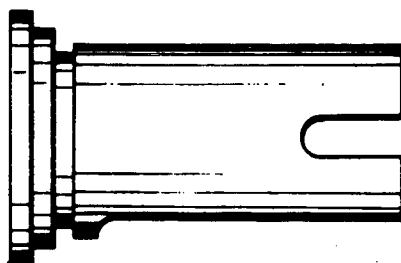


Fig-12