



(22) Date de dépôt/Filing Date: 1999/03/02

(41) Mise à la disp. pub./Open to Public Insp.: 1999/09/09

(45) Date de délivrance/Issue Date: 2002/07/02

(30) Priorité/Priority: 1998/03/09 (10-56538) JP

(51) Cl.Int.⁶/Int.Cl.⁶ A61F 13/62

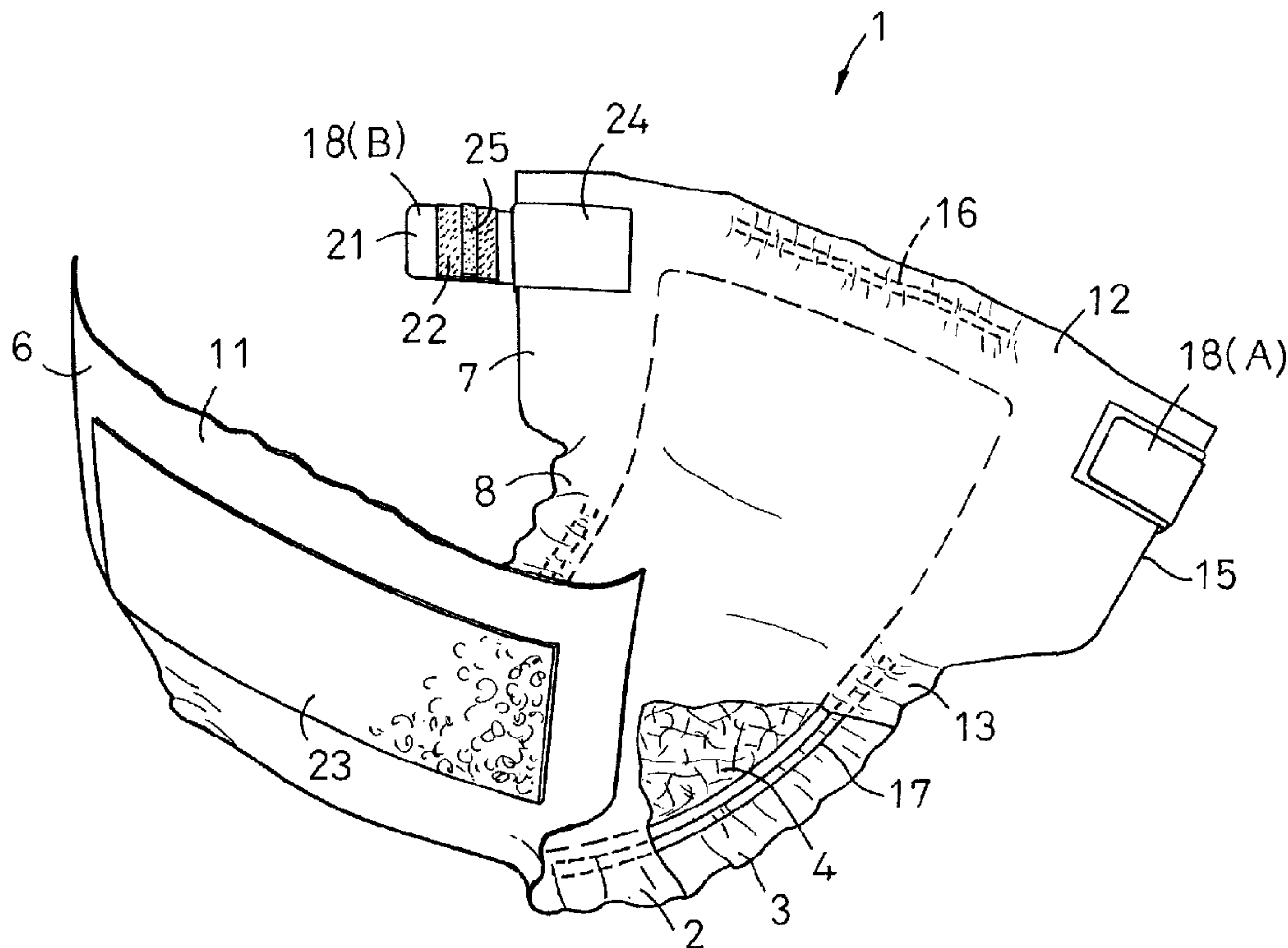
(72) Inventeur/Inventor:
MINATO, Hironao, JP

(73) Propriétaire/Owner:
UNI-CHARM CORPORATION, JP

(74) Agent: SWABEY OGILVY RENAULT

(54) Titre : COUCHE JETABLE AVEC ATTACHE MECANIQUE

(54) Title: DISPOSABLE DIAPER HAVING MECHANICAL FASTENER



(57) Abrégé/Abstract:

A disposable diaper according to the present invention includes mechanical tape fasteners, and the tape fasteners 18 extend outwards from transversely opposite side edges 15 of a disposable diaper 1 and are provided on their front surfaces with hook members 22. Each of the hook members 22 have their front surfaces partially coated with adhesive 25 by means of which the hook members 22 are peelably bonded to release zones formed of material such as a plastic sheet in the proximity of the side edges 15 of the diaper.

-14-

A B S T R A C T

DISPOSABLE DIAPER HAVING MECHANICAL FASTENER

A disposable diaper according to the present invention includes mechanical tape fasteners, and the tape fasteners 18 extend outwards from transversely opposite side edges 15 of a disposable diaper 1 and are provided on their front surfaces with hook members 22. Each of the hook members 22 have their front surfaces partially coated with adhesive 25 by means of which the hook members 22 are peelably bonded to release zones formed of material such as a plastic sheet in the proximity of the side edges 15 of the diaper.

Refer to Fig. 1.

-1-

DISPOSABLE DIAPER HAVING MECHANICAL FASTENER

The present invention relates to a disposable diaper having mechanical fastener.

Conventional disposable diapers are provided at transversely opposite side edges of a rear waist region of the diaper with a pair of tape fasteners for joining the side edges to transversely opposite side edges of a front waist region of the diaper. There are various types of tape fastener used for such purpose, for example, the tape fastener comprising a piece of base tape formed on its inner surface with an adhesive zone or the tape fastener comprising a piece of base tape provided on its inner surface with a hook member adapted to be combined with a loop member to form a mechanical fastener. Disposable diapers are also known in which the foregoing side edges comprise a plastic sheet, a nonwoven fabric or a laminate of a plastic sheet and a nonwoven fabric.

The disposable diapers provided with the tape fasteners is usually supplied to consumers in the form of a package in which individual diapers are folded up with the tape fasteners previously folded back inwardly of the diaper and placed on the inner surfaces of the respective side edges of

-2-

the diaper. In this manner, the adhesive zones and/or the hook elements of the fasteners can be protected from extraneous substances possibly clinging thereto. Furthermore, the presence of the fasteners do not obstruct the diaper to be folded up. However, a serious problem should be encountered when the fasteners adopt hook members and the transversely opposite side edges of the diaper have their inner surfaces formed by plastic sheets. Specifically, it is impossible for such an arrangement to temporarily anchor the hook members to the foregoing inner surfaces and the fasteners may unintentionally shift to obstruct operation of folding up the diaper to be folded up. Thus, extraneous substances may cling to the inner surface of the fasteners.

In view of the problem as has been described above, it is an object of the present invention to provide a disposable diaper improved so that hook members employed in tape fasteners for the disposable diaper can be temporarily bonded to the inner surfaces of the diaper side edges.

According to the present invention, there is provided a disposable diaper comprising: a liquid-pervious topsheet, a liquid-impervious backsheet and a liquid-absorbent core disposed therebetween so as to form a first waist region, a

-3-

second waist region and a crotch region extending therebetween; front surfaces in proximity of transversely opposite side edges of the first waist region including a release zone; the first waist region being provided on the transversely opposite side edges thereof with a pair of extensions; the extensions being provided on front surfaces thereof with hook members adapted to be engaged with loop members to cooperate with the hook members; the hook members having adhesive zones formed on front surfaces thereof; and the extensions being folded back inwardly of the diaper and peelably bonded to the release zones by the adhesive zones.

According to an embodiment of the present invention, the loop members are provided on a rear surface of the second waist region.

According to another embodiment of the present invention, the loop members are peelably engaged with the front surface of said hook members on front surfaces of the loop members, said loop members being peelably bonded to the release zones by adhesive zones formed on rear surfaces of the loop members.

It should be noted here that the extensions, the hook members and the adhesive zones form tape fasteners.

With the disposable diaper according to the present

-4-

invention, the presence of tape fasteners does not obstruct the diaper to be rolled up for packaging or storage even when these tape fasteners extending outwards from the opposite side edges of the diaper adopt the hook members of a so-called mechanical fastener. This is for the reason that each of the tape fasteners is provided on its inner surface with the adhesive zone by means of which the tape fastener can be temporarily bonded to the inner surface of the diaper.

Fig. 1 is a perspective view showing a disposable diaper according to the present invention;

Fig. 2 is a view similar to Fig. 1 showing an embodiment of the invention;

Fig. 3 is a view similar to Fig. 2 showing another embodiment of the present invention; and

Fig. 4 is a sectional view taken along line IV-IV.

Details of a disposable diaper according to the present invention will be more fully understood from the description given hereunder with reference to the accompanying drawings.

Disposable diaper 1 shown by Fig. 1 in a perspective view as partially broken away comprises a liquid-pervious topsheet 2, a liquid-impervious backsheet 3 and a liquid-

-5-

absorbent core 4 disposed between these two sheets 2, 3. As viewed longitudinally, the diaper 1 is configured with a front waist region 6, a rear waist region 7 and a crotch region 8 extending between said two regions 6, 7. The topsheet 2 and the backsheet 3 extend outwards beyond peripheral edges of the core 4 so as to be placed upon each other and bonded together along the respective extensions of two sheets 2, 3, forming respective end flaps 11, 12 of the front and rear waist regions 6, 7 and transversely opposite side edge flaps 13 extending between the front and rear waist region 6, 7. The end flap 12 and the side flaps 13 are provided with a circumferentially extending elastic member 16 and with longitudinally extending elastic members 17, respectively. These elastic members 16, 17 are laid between the topsheet 2 and the backsheet 3 and secured under appropriate tension to the inner surface of at least one of these two sheets 2, 3.

The rear waist region 7 of the diaper 1 is provided with a pair of tape fasteners 18 respectively extending outwards from transversely opposite side edges 15 thereof and folded back onto the inner side of the diaper 1 before actual use of the diaper 1. It should be understood that these tape fasteners 18 are shown with the one 18(A) folded back

-6-

inwardly of the diaper 1 and with the other 18(B) developed outwards.

Each of the tape fasteners 18 comprises a piece of base tape 21 having an inner end fixed to the rear waist region 7 in the proximity of the side edge 15 thereof, an outer free end projecting beyond the side edge 15, and a hook member 22 attached to the inner surface of the base tape 21. The hook member 22 is adapted to cooperate with a loop member 23 as will be described later in detail. These two members 22, 23 constitute together a so-called mechanical fastener which is well known under various trade names such as VELCRO. The hook member 22 lies on the outer end of the base tape 21 at a position slightly to the side edge 15. A portion of the base tape 21 in the proximity of the outer end is used as a grip for the tape fastener 18.

The hook member 22 has its inner surface partially coated with pressure sensitive adhesive to define an adhesive zone 25. On the other hand, the rear waist region 7 is provided on its inner surface in the proximity of the side edge 15 with a release sheet 24 made of a plastic material allowing the adhesive zone 25 to be easily peeled off therefrom. In this manner, the tape fastener 18 may be folded back inwardly of the diaper 1 and then anchored to the

-7-

release sheet 24 by means of the adhesive 25.

The front waist region 6 of the diaper 1 is provided with the loop member 23 made of a nonwoven fabric attached thereto. The diaper 1 is put on a wearer's body by peeling the tape fasteners 18 off from the release sheets 24 and fastening the respective hook members 22 to the loop member 23. The loop member 23 is made of a nonwoven fabric having a relatively low fiber density so that areas over which the adhesive 25 of the respective hook members 22 acts on the loop member 23 can be adequately limited in order to ensure that the presence of the adhesive 25 should not obstruct desired smooth peeling of the hook members 22. The loop member 23 may be previously surface-treated to facilitate the adhesive 25 to be peeled off from the surface of the loop member 23.

With the diaper 1 constructed as has been described above, the tape fasteners 18 extending outwards from the transversely opposite side edges of the diaper 1 are folded back and temporarily bonded to the inner side of the diaper 1 before actual use thereof. Accordingly, the presence of these tape fasteners 18 does not obstruct the diaper 1 to be folded up. When the used diaper 1 is disposed, the used diaper 1 may be rolled up and then an adhesive force of the

-8-

tape fasteners 18 may be utilized to hold the diaper in a rolled-up state.

Fig. 2 is a view similar to Fig. 1 showing an embodiment according to the present invention. With the diaper 1 according to this embodiment, the backsheet 3 made of a plastic sheet extends outwards further than the topsheet 2 along the side flaps 13 of the rear waist region 7. The tape fasteners 18 folded back inwardly of the diaper 1 are placed upon the inner surface of the backsheet 3 and temporarily bonded to the inner surface by means of the adhesive 25 in the proximity of the side edges of the rear waist region 7. The inner surface of the backsheet 3 may be previously surface-treated to facilitate peeling off of the adhesive 25 therefrom.

Fig. 3 is a view similar to Fig. 1 showing still another embodiment of the present invention and Fig. 4 is a sectional view taken along line IV-IV in Fig. 3. Fig. 4 shows the tape fastener 18 being folded back in the direction as indicated by an arrow Y. With the diaper 1 according to this embodiment, the tape fastener 18 is provided on the inner surface of the base tape 21 with the hook member 22 and relatively small individual loops of the loop member 23 are peelably bonded on the surface of the hook member 22. The

-9-

surface of the loop member 23 opposed to the loops is coated with adhesive 37 to define an adhesive zone. The tape fastener 18 is folded back inwardly of the diaper 1 and bonded to the release sheet 24 provided on the rear waist region 7 in the proximity of the side edge 15 by means of the adhesive 37. In the front waist region 6 of the diaper 1, the backsheet 3 made of a plastic sheet is provided on its outer surface with a plastic sheet 36 to which the loop member 23 is fixed. The tape fastener 18 peeled off from the release sheet 24 may be moved together with the loop member 23 bonded thereto to the outer surface of the front waist region 6. Then, an appropriate index 38 may be selected from a plurality of position-indices 38 printed on the plastic sheet 36 serving to fix the loop member 23 and this loop member 23 may be fixed to the position corresponding to the selected index 38 by means of the adhesive 37. In this way, the tape fastener 18 may be separably fixed to the plastic sheet 36 fixed to the front waist region 6. The plastic sheet 36 serves also as a reinforcing member adapted to prevent the backsheet 3 from being broken or torn even if fixation and peeling off are repeated.

The diaper 1 according to the present invention may also employ a nonwoven fabric or an apertured plastic sheet

-10-

as the topsheet 2, and a plastic sheet or paper as the base
tape 21.

-11-

WHAT IS CLAIMED IS:

1. A disposable diaper comprising:
 - a liquid-proof topsheet, a liquid-impermeable backsheet and a liquid-absorbent core disposed therebetween so as to a first waist region, a second waist region and a crotch region extending therebetween;
 - front surfaces in proximity of transversely opposite side edges of said first waist region including a release zone;
 - said first waist region being provided on said transversely opposite side edges thereof with a pair of extensions;
 - said extensions being provided on front surfaces thereof with hook members adapted to be engaged with loop members to cooperate with said hook members;
 - said hook member having adhesive zones formed on front surfaces thereof; and
 - said extensions being folded back inwardly of said diaper and peelably bonded to said release zones by said adhesive zones.

2. A disposable diaper according to Claim 1, wherein said

-12-

loop members are provided on a rear surface of the second waist region.

3. A disposable diaper according to Claim 1, wherein said loop members are peelably engaged with the front surfaces of said hook members on front surfaces of said loop members, said loop members being peelably bonded to said release zones by adhesive zones formed on rear surfaces of said loop members.

4. A disposable diaper according to Claim 1, wherein said adhesive zones are formed by adhesive partially coating the front surfaces of said hook members.

5. A disposable diaper according to Claim 1, wherein said release zones are made of plastic sheets.

6. A disposable diaper according to Claim 1, wherein said extensions are formed of tapes fixed to the transversely opposite side edges of said first waist regions.

7. A disposable diaper according to Claim 1, wherein said first and second waist region are front and rear waist

-13-

regions, respectively.

FIG. 1

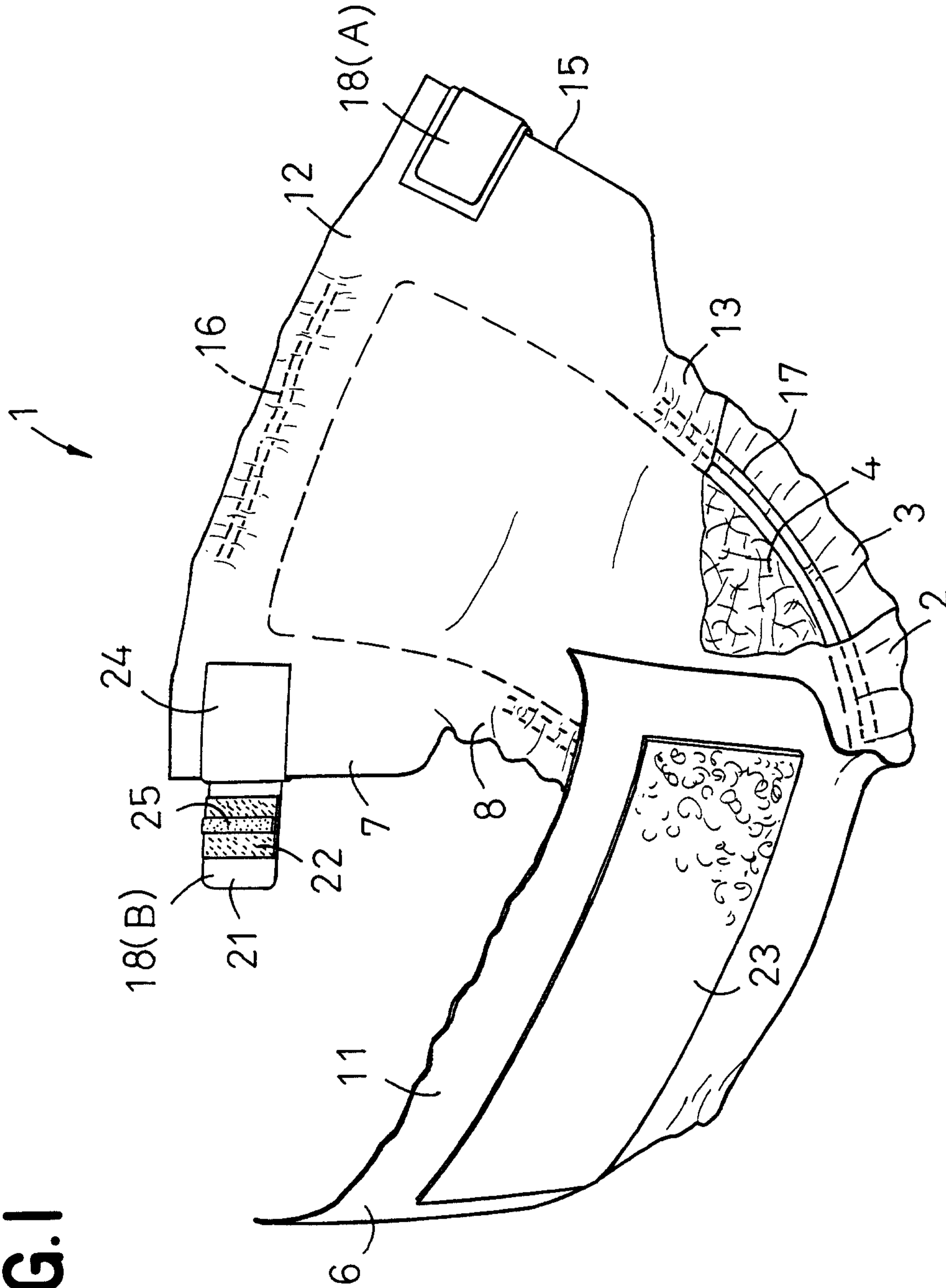


FIG.2

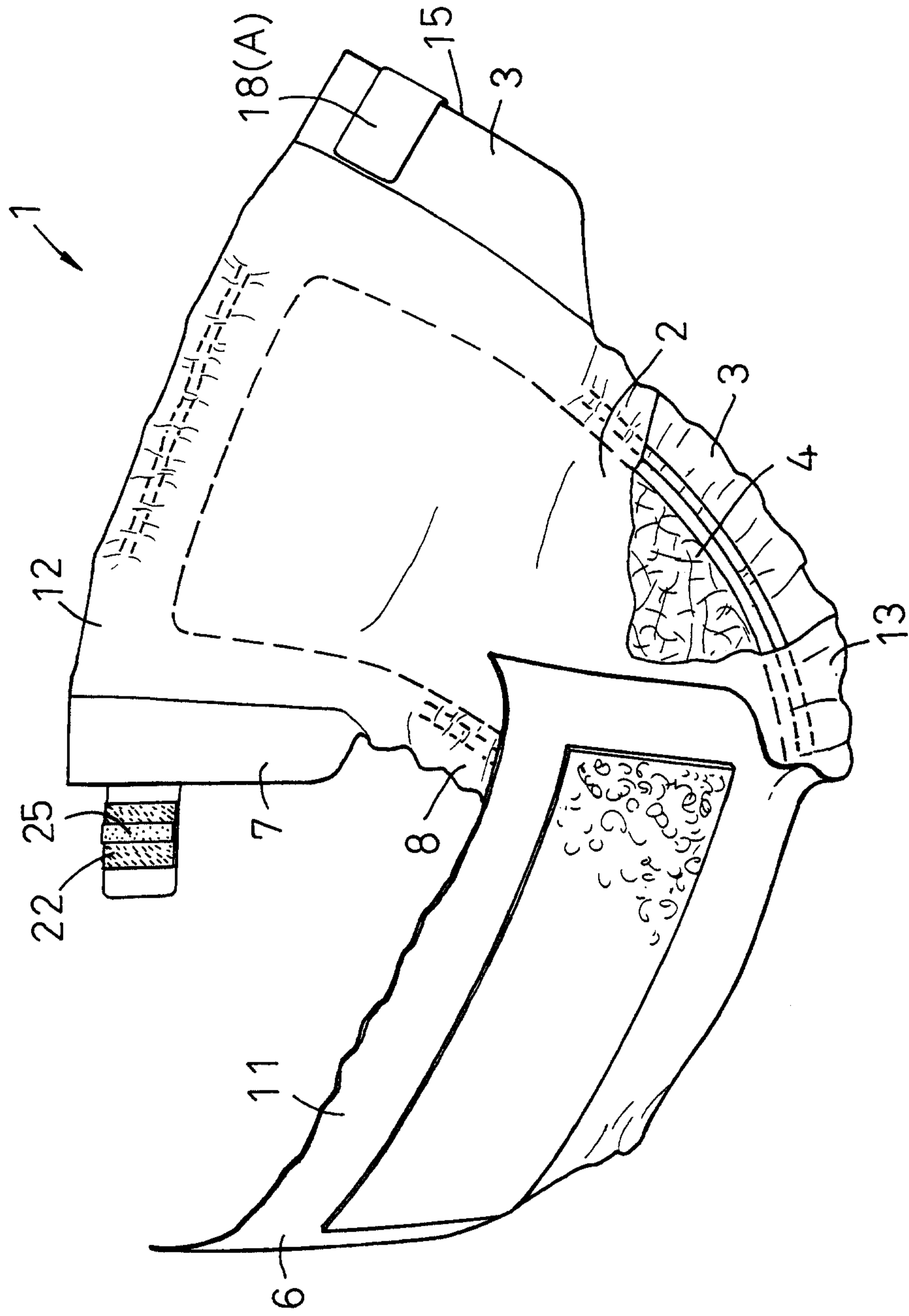


FIG. 3

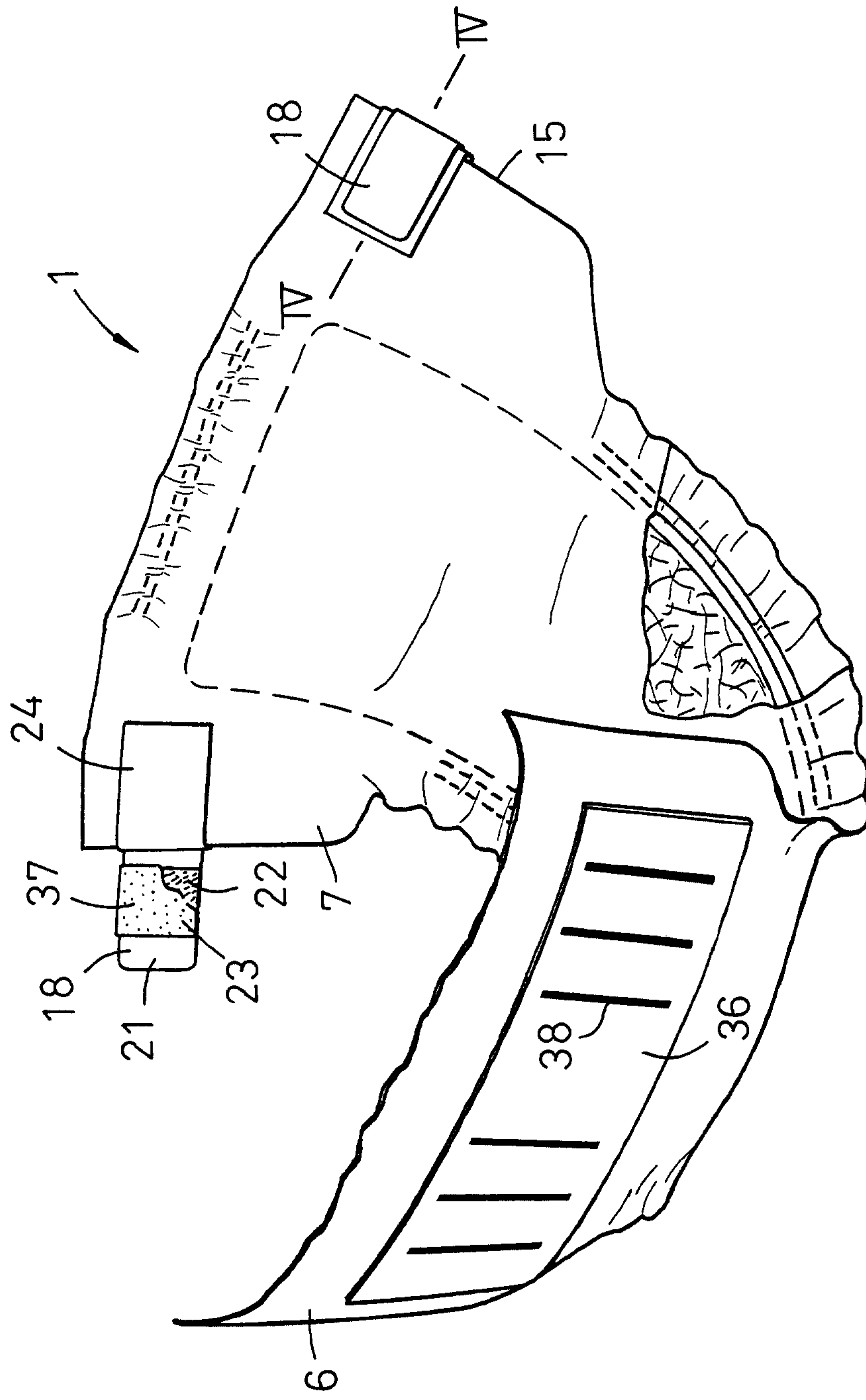


FIG.4

