



US00D333375S

**United States Patent** [19]  
**Ouellette**

[11] **Patent Number: Des. 333,375**  
[45] **Date of Patent: \*\* Feb. 23, 1993**

[54] **COMBINED CAP AND BACK POCKET**

*Assistant Examiner—Paula A. Mortimer*  
*Attorney, Agent, or Firm—Edward A. Gordon*

[76] **Inventor: David Ouellette, 106 Chestnut St., Lowell, Mass. 01852**

[57] **CLAIM**

[\*\*] **Term: 14 Years**

The ornamental design for a combined cap and back pocket, as shown and described.

[21] **Appl. No.: 490,280**

**DESCRIPTION**

[22] **Filed: Mar. 8, 1990**

[52] **U.S. Cl. .... D2/244**

[58] **Field of Search ..... D2/244; 2/247, 199, 2/185 R, 171, 207, 206, 199, 191, 170, 250, 252, 251**

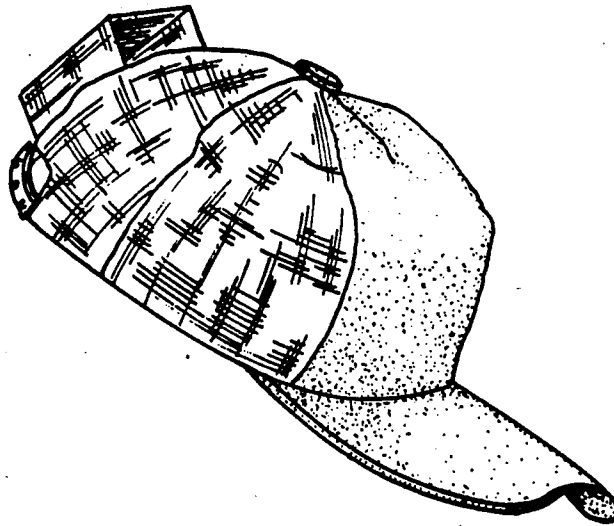
FIG. 1 is a side perspective view of a combined cap and back pocket showing my new design;  
FIG. 2 is a front elevational view thereof;  
FIG. 3 is a rear elevational view thereof;  
FIG. 4 is a top plan view thereof;  
FIG. 5 is a right side elevational view of another embodiment of the cap shown in FIGS. 1-4 showing the pocket with a closed cover thereon with the left side being a mirror image of the right side;  
FIG. 6 is a top plan view of the embodiment of FIG. 5 showing the top view of the pocket with a closed cover thereon; and,  
FIG. 7 is a rear elevational view of the embodiment of FIG. 5 showing the rear view of the pocket with a closed cover thereon.

[56] **References Cited**

**U.S. PATENT DOCUMENTS**

D. 276,666	12/1984	Bryant	.....	D2/244
986,273	3/1911	Eloesser	.....	2/247
2,079,220	5/1937	Mahoney	.....	2/247
4,451,935	6/1984	Henschez	.....	D2/244 X
4,669,125	6/1987	Allen	.....	2/252 X

*Primary Examiner—A. Hugo Word*



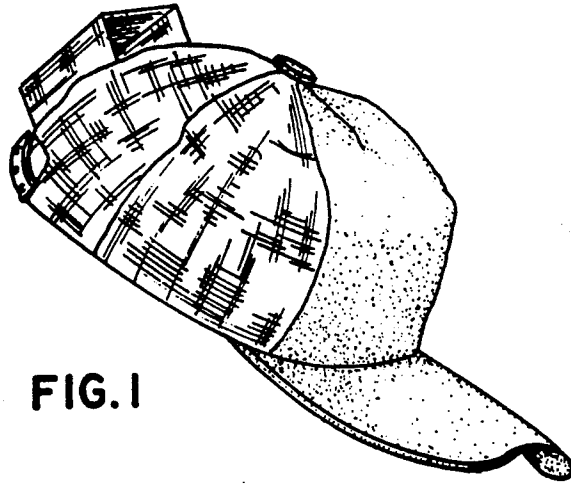


FIG. 1

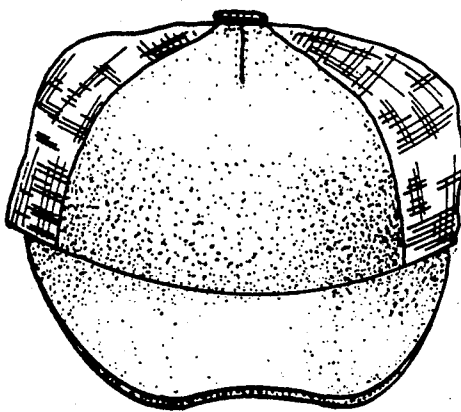


FIG. 2




FIG. 3

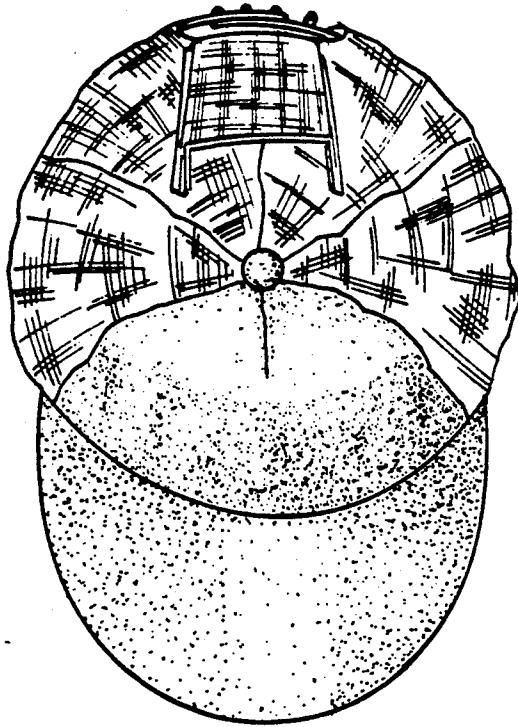


FIG. 4

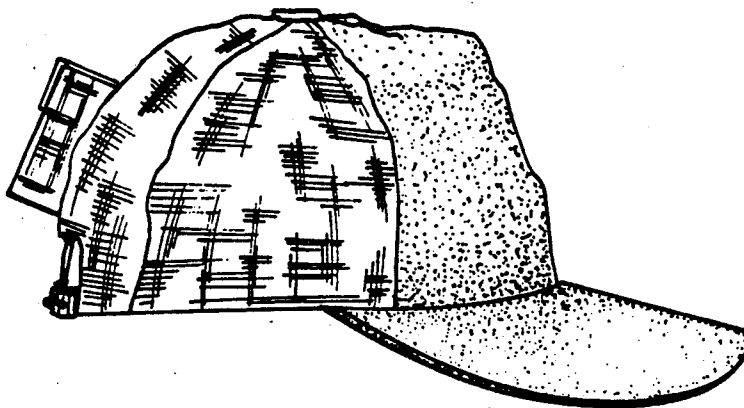


FIG. 5

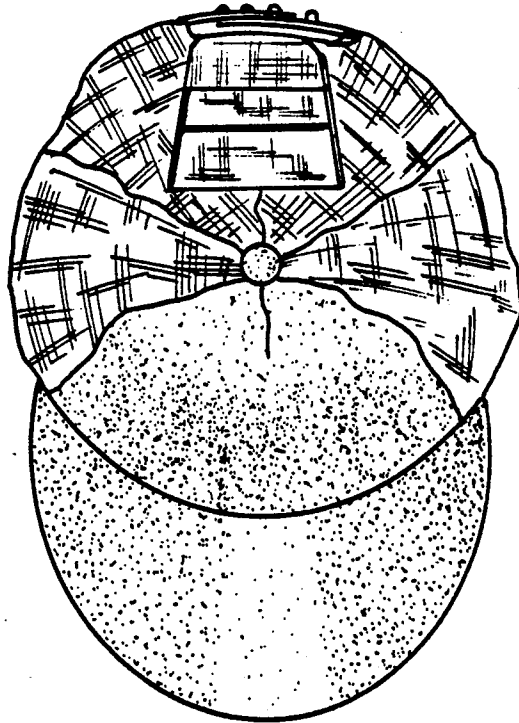


FIG. 6




FIG. 7