

# United States Patent [19]

Satterfield

[11] Patent Number: **Des. 284,430**

[45] Date of Patent: **\*\* Jul. 1, 1986**

[54] **DISPLAY CASE**

[76] Inventor: **Roy E. Satterfield**, 309 Oak Park Dr.,  
Knoxville, Tenn. 37918

[\*] Notice: The portion of the term of this patent  
subsequent to Feb. 7, 1998 has been  
disclaimed.

[\*\*] Term: **14 Years**

[21] Appl. No.: **536,196**

[22] Filed: **Sep. 27, 1983**

[52] U.S. Cl. .... **D6/450; D6/351**

[58] Field of Search ..... **D6/449, 450, 451, 358,  
D6/359, 453, 351; 211/13**

[56] **References Cited**

### U.S. PATENT DOCUMENTS

D. 37,329 2/1905 Mathes ..... D6/450  
D. 259,903 7/1981 Sidewater ..... D6/351  
D. 272,489 2/1984 Satterfield ..... D6/351  
D. 277,245 1/1985 Unverzagt ..... D6/351

*Primary Examiner*—Carmen H. Vales  
*Attorney, Agent, or Firm*—Luedeka & Neely

[57] **CLAIM**

The ornamental design for a display case, as shown.

### DESCRIPTION

FIG. 1 is a front elevational view of a display case  
showing my new design;

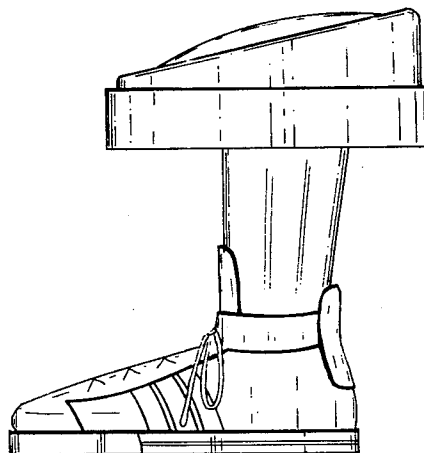
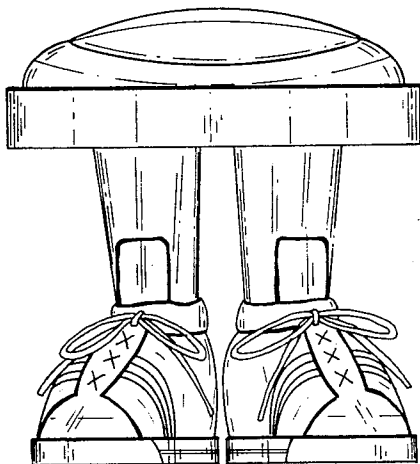
FIG. 2 is a rear elevational view thereof;

FIG. 3 is a right side elevational view thereof;

FIG. 4 is a left side elevational view thereof;

FIG. 5 is a top plan view thereof; and

FIG. 6 is a bottom plan view thereof.



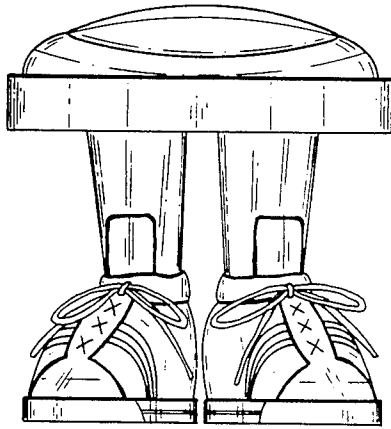


Fig. 1

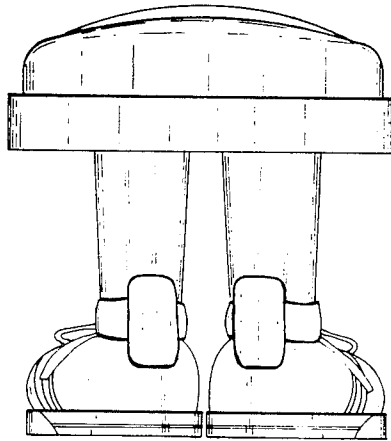


Fig. 2

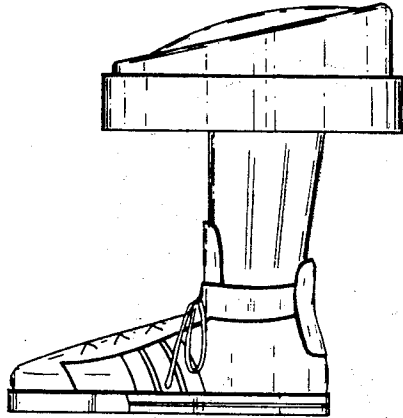


Fig. 3

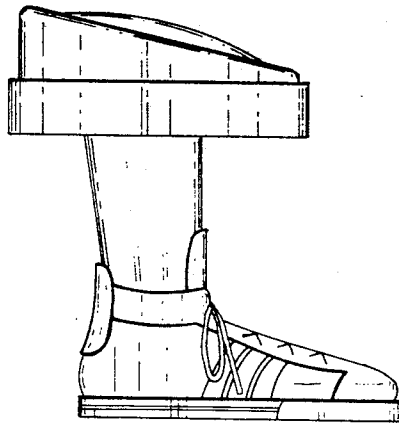


Fig. 4

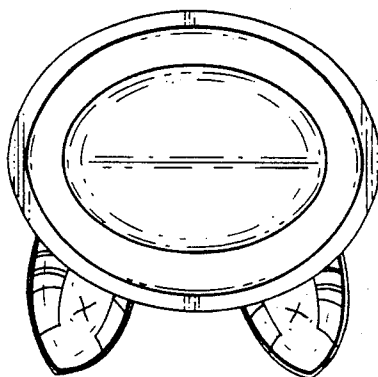


Fig. 5

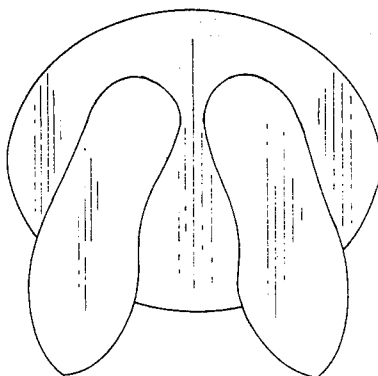


Fig. 6