



US00D377196S

# United States Patent [19] Sheppard, Jr.

[11] Patent Number: **Des. 377,196**

[45] Date of Patent: **\*\*Jan. 7, 1997**

[54] **STAR CLIP**

[75] Inventor: **James M. Sheppard, Jr.**, Mooresville, N.C.

[73] Assignee: **Devant Ltd.**, Monroe, N.C.

[\*\*] Term: **14 Years**

[21] Appl. No.: **45,973**

[22] Filed: **Nov. 3, 1995**

[52] U.S. Cl. .... **D19/65; D8/370; D19/86**

[58] Field of Search ..... D19/27, 35, 36, D19/65, 75, 86, 90, 91, 99, 100; D8/367, 370, 373, 395; 24/67 R, 67.1, 67.11, 552; 16/108, 109; D11/70, 108

[56] **References Cited**

**U.S. PATENT DOCUMENTS**

D. 27,514	8/1897	MacIntosh	.....	D19/65
D. 178,357	7/1956	Galef	.....	D19/65
D. 243,346	2/1977	Samuels	.....	D11/108 X
D. 301,897	6/1989	Wagner	.....	D19/65
2,152,075	3/1939	Melehes	.....	24/552
4,665,594	5/1987	Wagner	.....	24/67.9 X

**OTHER PUBLICATIONS**

Grammes Catalog #66, ©1941, p. 40, see circled Bath curtain hook-top center.

*Primary Examiner*—Martie Thompson  
*Attorney, Agent, or Firm*—Ralph H. Dougherty, P.A.

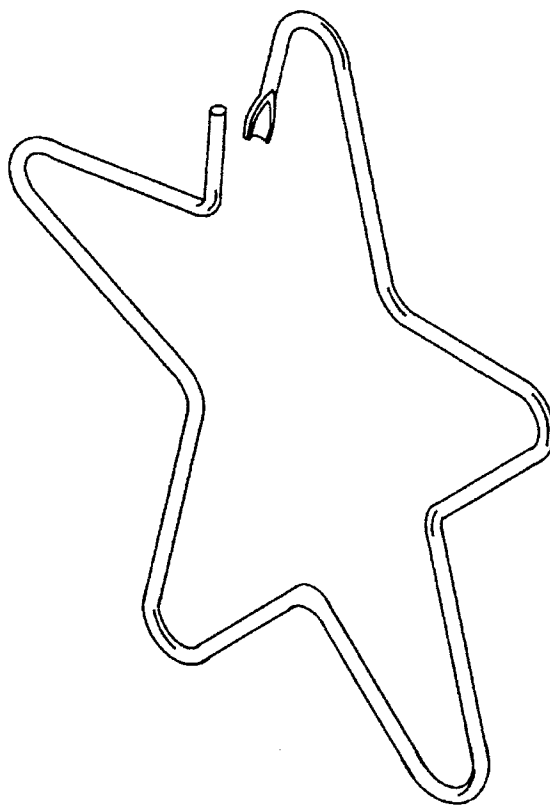
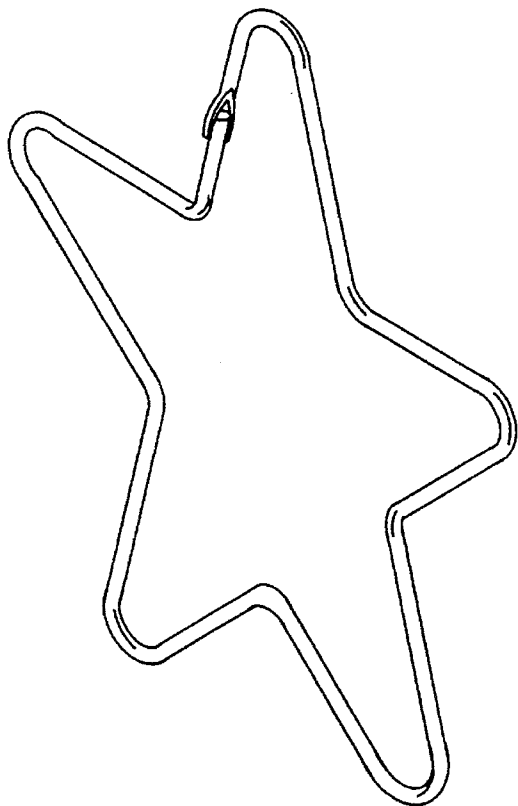
[57] **CLAIM**

The ornamental design for a star clip, as shown and described.

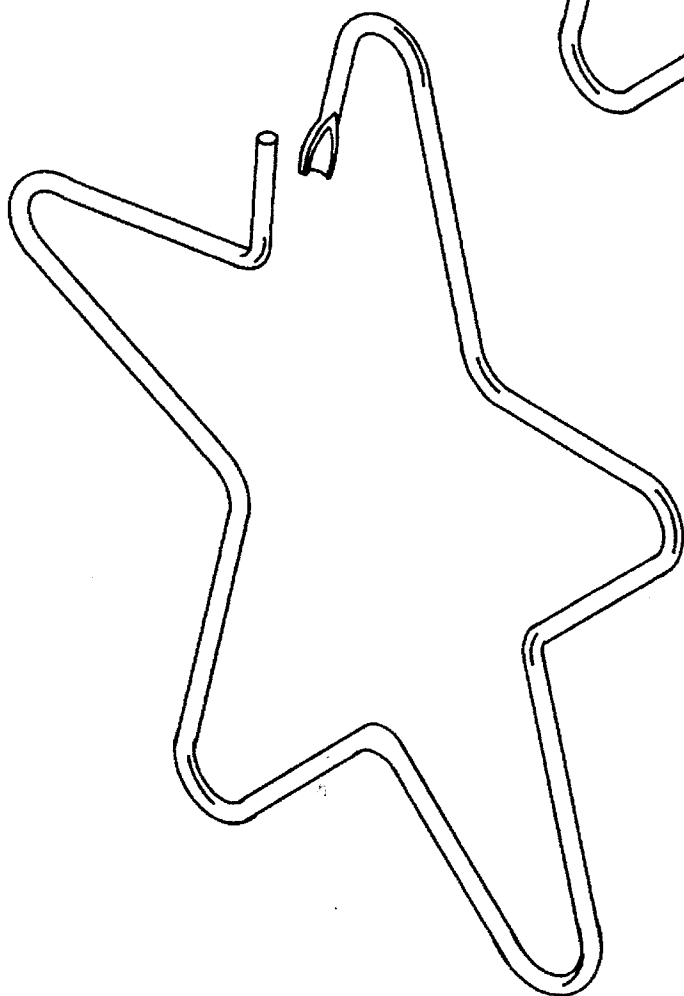
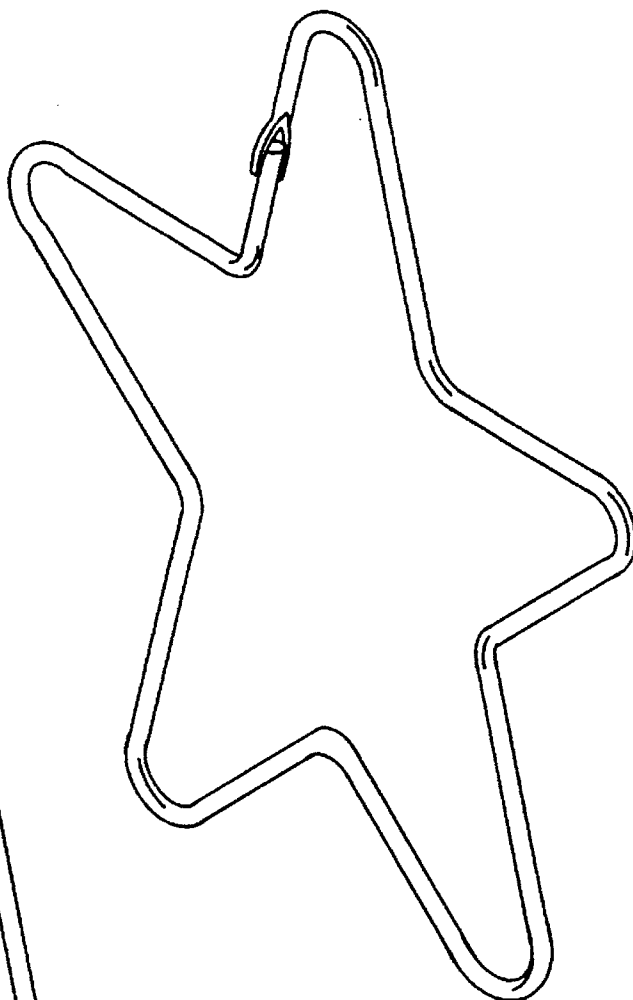
**DESCRIPTION**

FIG. 1 is a perspective view of the star clip showing the new design with the clasp in the closed position;  
FIG. 2 is a perspective view of the star clip of FIG. 1 showing the clasp in the open position;  
FIG. 3 is a top view of the star clip of FIG. 1;  
FIG. 4 is a rear elevational view thereof;  
FIG. 5 is a right side view of the clip of FIG. 3;  
FIG. 6 is a front elevational view thereof;  
FIG. 7 is a left side view of the clip of FIG. 3; and,  
FIG. 8 is a bottom plan view thereof.

**1 Claim, 2 Drawing Sheets**




*Fig. 1*

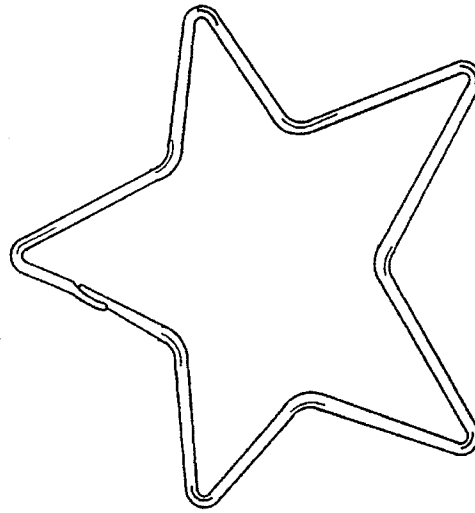


*Fig. 2*


*Fig.3*



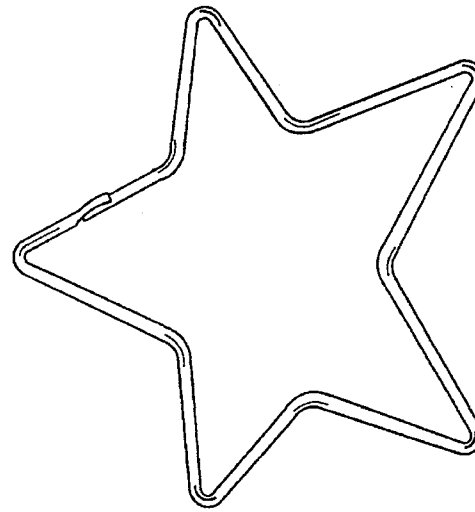
*Fig. 7*



*Fig. 6*



*Fig. 5*



*Fig. 4*



*Fig. 8*