



US00D915256S

(12) **United States Design Patent**
Dellemann et al.

(10) **Patent No.:** **US D915,256 S**

(45) **Date of Patent:** **** Apr. 6, 2021**

- (54) **OPERATOR INTERFACE**
- (71) Applicants: **ZOOMLION Heavy Industry NA, Inc.**, Yorkville, WI (US); **ZOOMLION Heavy Industry Science and Technology Co. Ltd.**, Changsha Hunan Province (CN)
- (72) Inventors: **Robert Dellemann**, Yorkville, WI (US); **Shu Wang**, Yorkville, WI (US)
- (73) Assignees: **ZOOMLION HEAVY INDUSTRY NA, INC.**, Yorkville, WI (US); **ZOOMLION HEAVY INDUSTRY SCIENCE AND TECHNOLOGY CO. LTD**

D288,200	S	*	2/1987	Stoddard	D14/157
D357,024	S	*	4/1995	Tokiyama	D14/258
D363,060	S	*	10/1995	Hunger	D13/177
D372,010	S	*	7/1996	Pfeiffer	D12/192
D374,535	S	*	10/1996	Feider	D34/35
D376,244	S	*	12/1996	Feider	D12/192
D382,569	S	*	8/1997	Esposito	D15/28
D417,201	S	*	11/1999	Davis	D10/65
D419,936	S	*	2/2000	Sacco	D12/192
6,039,141	A	*	3/2000	Denny	B60N 2/797
						180/329
D432,963	S	*	10/2000	Meinhardt	D12/192
D439,211	S	*	3/2001	Pfeiffer	D12/192
D444,750	S	*	7/2001	Meinhardt	D12/192
D486,135	S	*	2/2004	Hori	D14/157

(Continued)

Primary Examiner — Marie D. Fast Horse

(74) *Attorney, Agent, or Firm* — Donald J. Ersler

(**) Term: **15 Years**

(21) Appl. No.: **29/701,230**

(22) Filed: **Aug. 9, 2019**

(51) **LOC (13) Cl.** **12-16**

(52) **U.S. Cl.**

USPC **D12/192; D15/28**

(58) **Field of Classification Search**

USPC D14/388, 389, 390, 318, 439, 443, 399,
D14/336, 341, 342, 346, 356, 130, 218,
D14/454, 455, 299, 371, 374, 378, 496,
D14/432, 434, 457, 458, 257, 258, 157;
D13/162, 164, 168, 182; D8/330, 331;
D10/46, 61, 65, 70, 104.1, 106.9, 106.95,
D10/108; D12/192, 174, 415; D15/5,
D15/28, 15; D34/35

CPC G08G 1/096883; G01C 21/16; B60N 2/14;
B60N 2/797

See application file for complete search history.

(56) **References Cited**

U.S. PATENT DOCUMENTS

D248,462	S	*	7/1978	Bell	D12/192
D276,335	S	*	11/1984	Yoshida	D14/157

(57) **CLAIM**

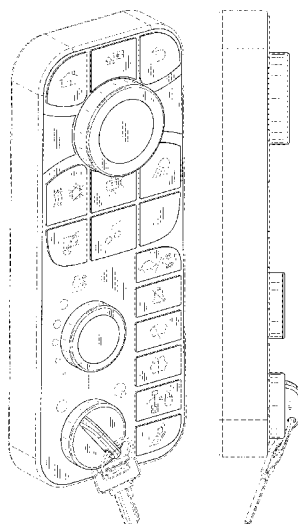
The ornamental design for an operator interface, as shown and described.

DESCRIPTION

FIG. 1 is a front perspective view of an operator interface incorporating our new design;
FIG. 2 is a top plan view thereof;
FIG. 3 is a bottom plan view thereof;
FIG. 4 is a left side view thereof;
FIG. 5 is a right side view thereof; and,
FIG. 6 is a front view thereof.

The broken lines showing the key and key-ring depict environmental structure and form no part of the claim; the broken lines showing the icons and two dimensional images on the front surfaces depict unclaimed surface indicia are for illustrative purposes only and form no part of the claimed design; while all other broken lines in the drawings depict portions of the operator interface that form no part of the claimed design.

1 Claim, 4 Drawing Sheets



(56)

References Cited

U.S. PATENT DOCUMENTS

D491,555	S *	6/2004	Preissner	D14/224	D624,907	S *	10/2010	Komiya	D14/247
D492,632	S *	7/2004	Pfeiffer	D12/192	D626,902	S *	11/2010	Vermeersch	D12/192
D494,907	S *	8/2004	Pfeiffer	D12/192	D632,622	S *	2/2011	Fujioka	D12/192
D494,909	S *	8/2004	Pfeiffer	D12/192	D633,117	S *	2/2011	de la Hamayde	D15/146
D503,367	S *	3/2005	Pfeiffer	D12/192	D645,464	S *	9/2011	Kimura	D14/257
D504,372	S *	4/2005	Juraschek	D12/192	D649,544	S *	11/2011	Chiu	D14/318
D519,132	S *	4/2006	Laux	D15/28	D660,328	S *	5/2012	Doberstein	D15/89
D525,409	S *	7/2006	Cantrill	D12/192	D671,520	S *	11/2012	Kanou	D14/157
D529,848	S *	10/2006	Shigehara	D12/192	D672,379	S *	12/2012	de la Hamayde	D15/146
D535,926	S *	1/2007	Anderson	D12/192	D672,743	S *	12/2012	Suzuki	D14/157
D541,795	S *	5/2007	Kimura	D14/258	D680,094	S *	4/2013	Kanou	D14/157
D544,468	S *	6/2007	Anandpura	D14/218	D682,261	S *	5/2013	Miyawaki	D14/258
D561,077	S *	2/2008	Kato	D12/192	D704,698	S *	5/2014	Morikawa	D14/258
D561,755	S *	2/2008	Riede	D14/257	D705,212	S *	5/2014	Murakami	D14/258
D563,624	S *	3/2008	Kato	D34/35	D721,996	S *	2/2015	Farcas	D12/192
D564,509	S *	3/2008	Kimura	D14/258	D744,975	S *	12/2015	Kimura	D14/258
D565,043	S *	3/2008	Shiono	D14/258	D751,963	S *	3/2016	McConnell	D12/192
D571,348	S *	6/2008	Uehara	D14/157	D752,492	S *	3/2016	McConnell	D12/192
D571,350	S *	6/2008	Iwamoto	D14/157	D760,182	S *	6/2016	Zhu	D14/157
D575,212	S *	8/2008	Tsay	D12/192	D760,814	S *	7/2016	Ewringmann	D15/28
D578,048	S *	10/2008	Wyszogrod	D12/192	D775,121	S *	12/2016	Suzuki	D14/258
D578,272	S *	10/2008	Kato	D15/28	D789,425	S *	6/2017	Smith	D15/28
D578,273	S *	10/2008	Kato	D34/35	D793,931	S *	8/2017	Lee	D12/192
D593,989	S *	6/2009	Endo	D14/157	D794,538	S *	8/2017	Ahn	D12/415
D598,913	S *	8/2009	Brown	D14/341	D817,320	S *	5/2018	Choe	D14/258
D602,931	S *	10/2009	Kaner	D12/192	D825,418	S *	8/2018	Cadalora	D12/177
D603,316	S *	11/2009	Wolfe	D12/192	D826,117	S *	8/2018	Cadalora	D12/177
D603,367	S *	11/2009	Shimizu	D14/157	D838,713	S *	1/2019	Muramoto	D14/258
D604,287	S *	11/2009	Kimura	D14/157	D860,119	S *	9/2019	Kang	D12/415
D611,059	S *	3/2010	Sugita	D14/505	D860,121	S *	9/2019	Kang	D12/415
D611,361	S *	3/2010	Knight	D10/65	D860,124	S *	9/2019	Kang	D12/415
D621,760	S *	8/2010	Wiedeman	D12/192	D862,365	S *	10/2019	Kang	D12/415
						D871,311	S *	12/2019	TenBrink	D12/415
						D906,944	S *	1/2021	Velet	B64D 11/0626 D12/415

* cited by examiner

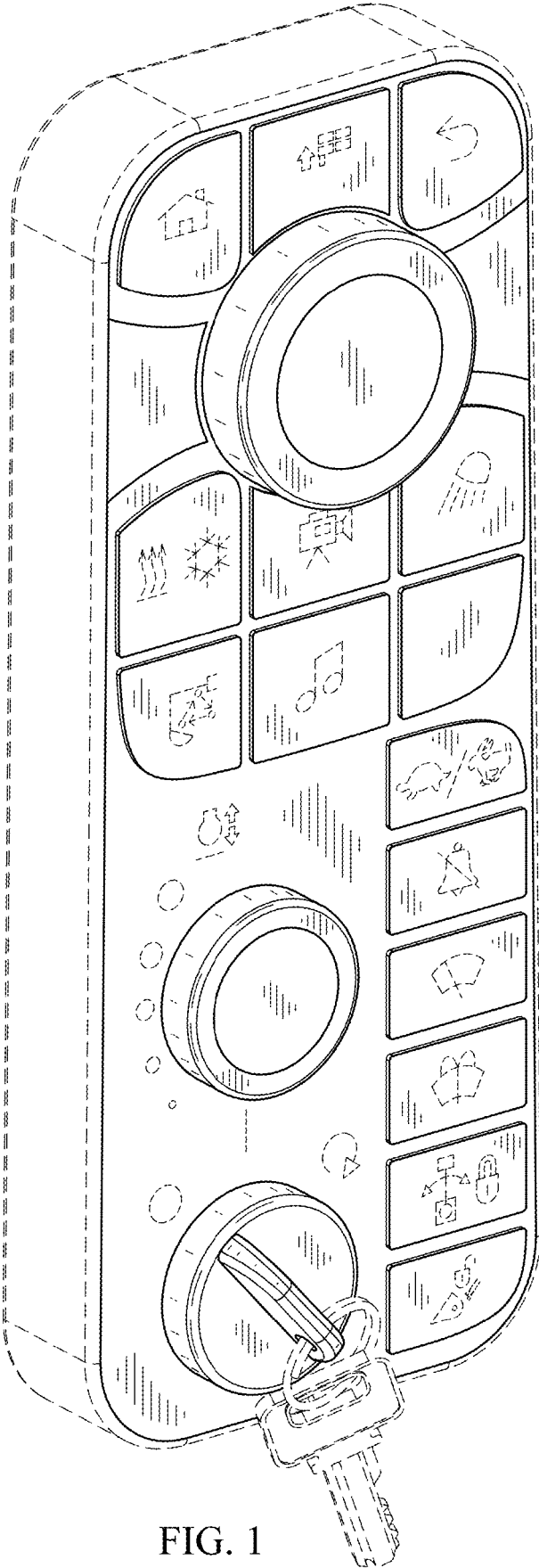


FIG. 1

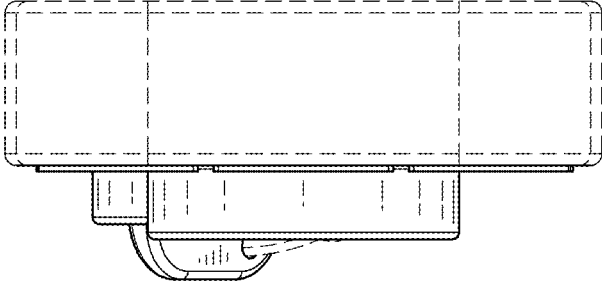


FIG. 2

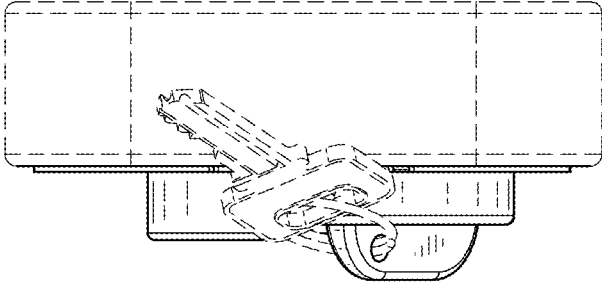


FIG. 3

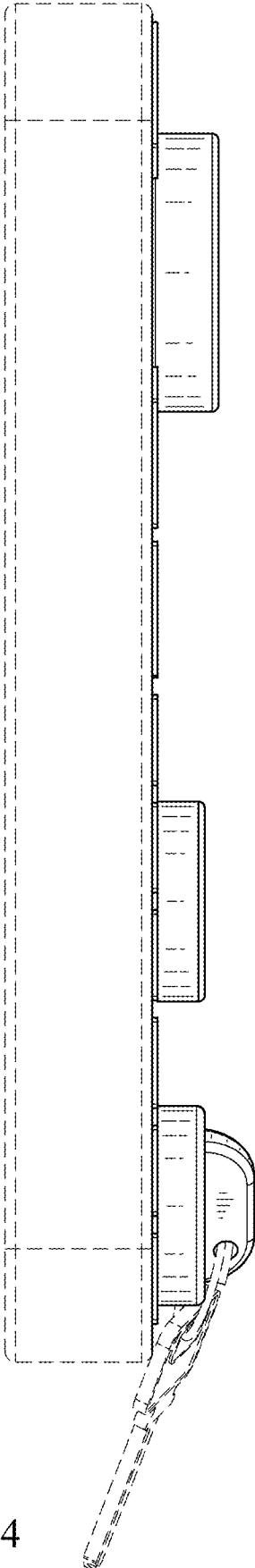


FIG. 4

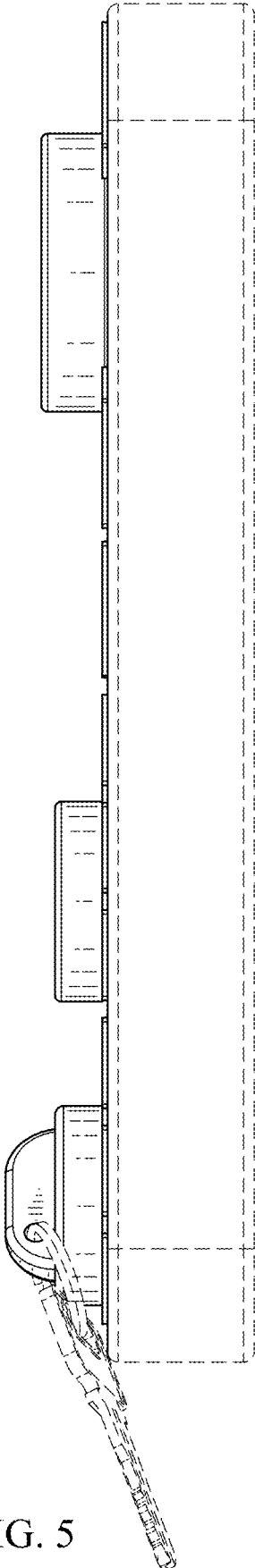


FIG. 5

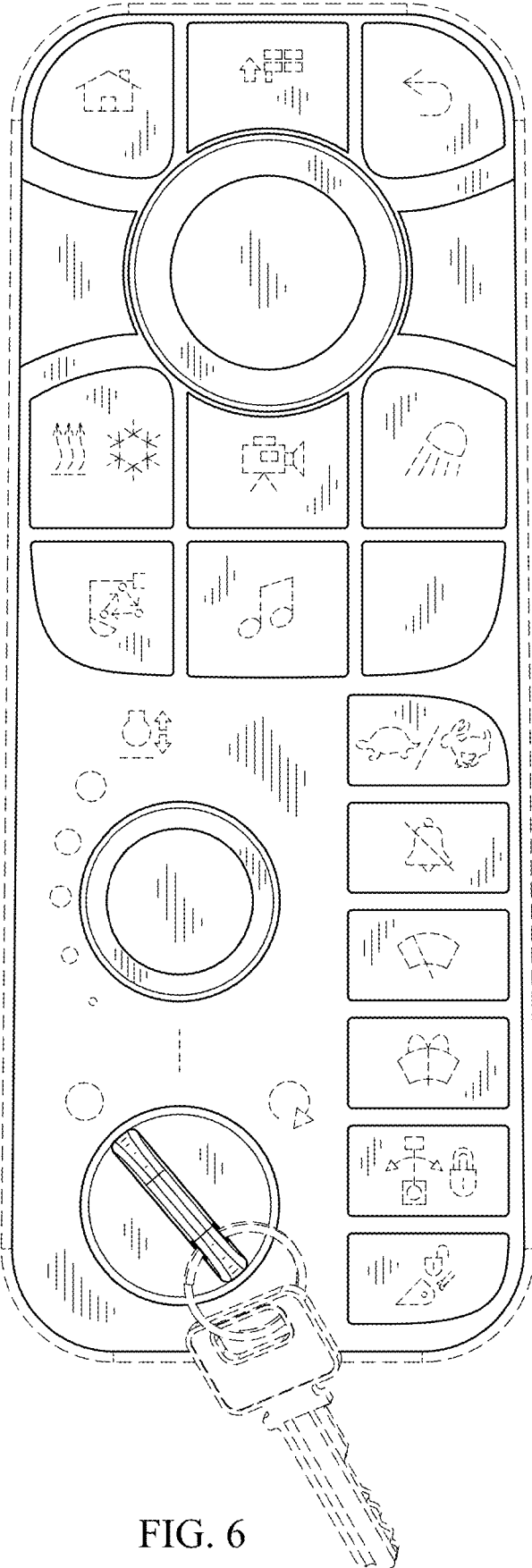


FIG. 6