



US00D733495S

(12) **United States Design Patent**
Tyson et al.

(10) **Patent No.:** US D733,495 S

(45) **Date of Patent:** ** Jul. 7, 2015

(54) **WING AND DRUMETTE RACK**

(56) **References Cited**

(71) Applicants: **Charlie R. Tyson**, Fayetteville, NC
(US); **Wilda Tyson**, Fayetteville, NC
(US)

U.S. PATENT DOCUMENTS

(72) Inventors: **Charlie R. Tyson**, Fayetteville, NC
(US); **Wilda Tyson**, Fayetteville, NC
(US)

| | | | | |
|--------------|------|---------|---------------|---------|
| 1,530,175 | A * | 3/1925 | Hatch, Jr. | 220/6 |
| 2,552,983 | A * | 5/1951 | Lee | 422/310 |
| 2,573,770 | A * | 11/1951 | Meadow | 150/107 |
| 2,732,096 | A * | 1/1956 | Siciliano | 220/769 |
| 2,812,098 | A * | 11/1957 | Escaut | 220/489 |
| RE24,581 | E * | 12/1958 | Escaut | 220/489 |
| 3,212,426 | A * | 10/1965 | Lewus | 99/339 |
| 3,301,172 | A * | 1/1967 | Longo | 99/446 |
| 5,195,424 | A * | 3/1993 | Guajaca | 99/418 |
| D650,225 | S * | 12/2011 | Bartol et al. | D7/409 |
| D695,059 | S * | 12/2013 | Mehler et al. | D7/359 |
| 2004/0187705 | A1 * | 9/2004 | Mann | 99/426 |

(**) Term: **14 Years**

* cited by examiner

(21) Appl. No.: **29/485,051**

(22) Filed: **Mar. 14, 2014**

Primary Examiner — Ricky Pham

(51) **LOC (10) Cl.** **07-02**

(74) *Attorney, Agent, or Firm* — Law Offices of Peter H. Priest, PLLC

(52) **U.S. Cl.**

USPC **D7/409**; D7/354

(58) **Field of Classification Search**

USPC D7/323, 332, 335-337, 354-355,
D7/359-364, 387-388, 402, 407-409, 672

CPC A21B 2/00; A21B 3/00; A21B 3/13;
A21B 3/15; A21B 5/00; A21B 5/02; A23N
12/06; A23N 12/08; A23N 12/10; A45C 3/06;
A47J 27/04; A47J 36/16; A47J 37/00; A47J
37/04; A47J 37/041; A47J 37/042; A47J
37/06; A47J 37/067; A47J 37/0688; A47J
37/0694; A47J 37/07; A47J 37/0704; A47J
37/10; A47J 43/24; A47J 47/16; A47J 47/20;
A47J 2037/00; A47J 2037/06; A47J
2037/0611; A47J 2037/07; A47J 2037/0786;
A47J 37/0795; A61L 2/26; B65D 25/32;
F24C 15/10; F24C 15/12; F24C 15/14;
F24C 15/16; F24C 15/164; F24C 15/18

See application file for complete search history.

(57) **CLAIM**

The ornamental design for a wing and drumette rack, as shown and described.

DESCRIPTION

FIG. 1 is a front, perspective view of a wing and drumette rack showing our new design, the wing and drumette rack, having a handle on either side, and feet to support the wing and drumette rack.

FIG. 2 is a top view of the wing and drumette rack of FIG. 1. FIG. 3 is a bottom view of the wing and drumette rack of FIG. 1.

FIG. 4 is a front view of the wing and drumette rack of FIG. 1; the front view being a mirror image thereof; and, FIG. 5 is a right side view of the wing and drumette rack of FIG. 1; the left side view being a mirror image thereof.

1 Claim, 5 Drawing Sheets

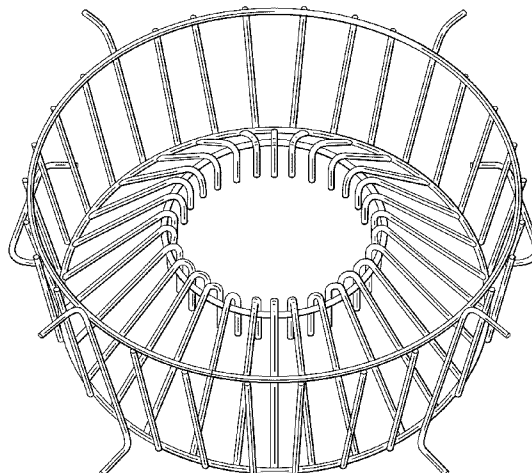


FIG. 1

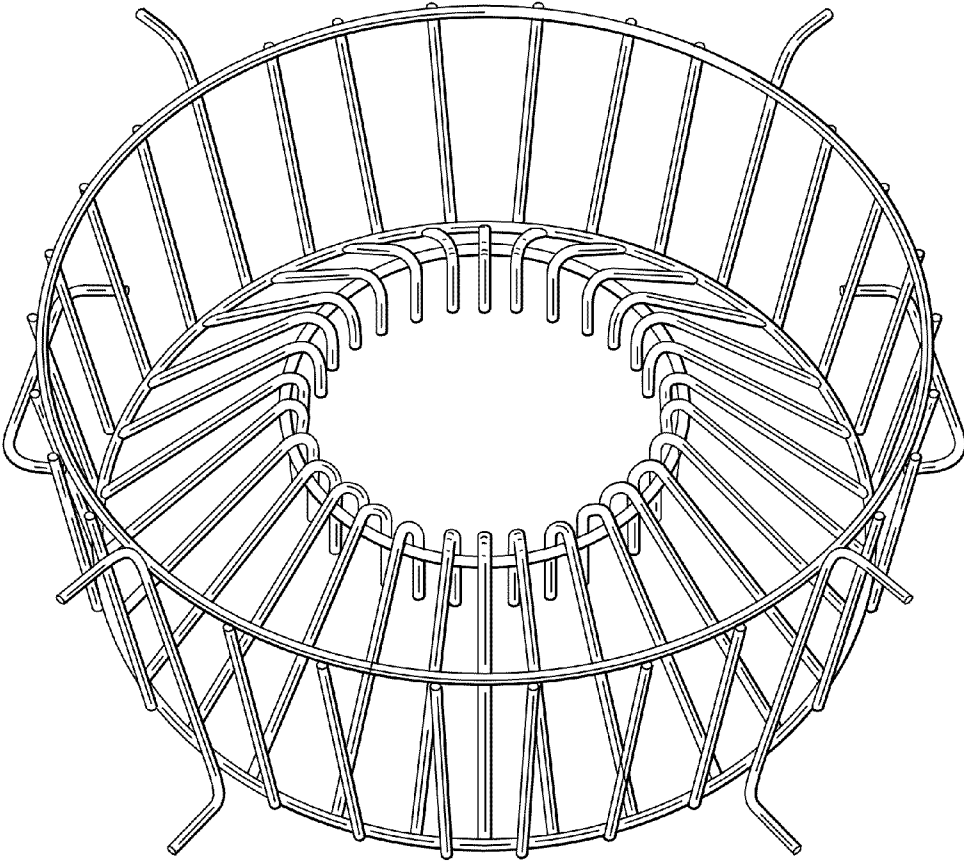


FIG. 2

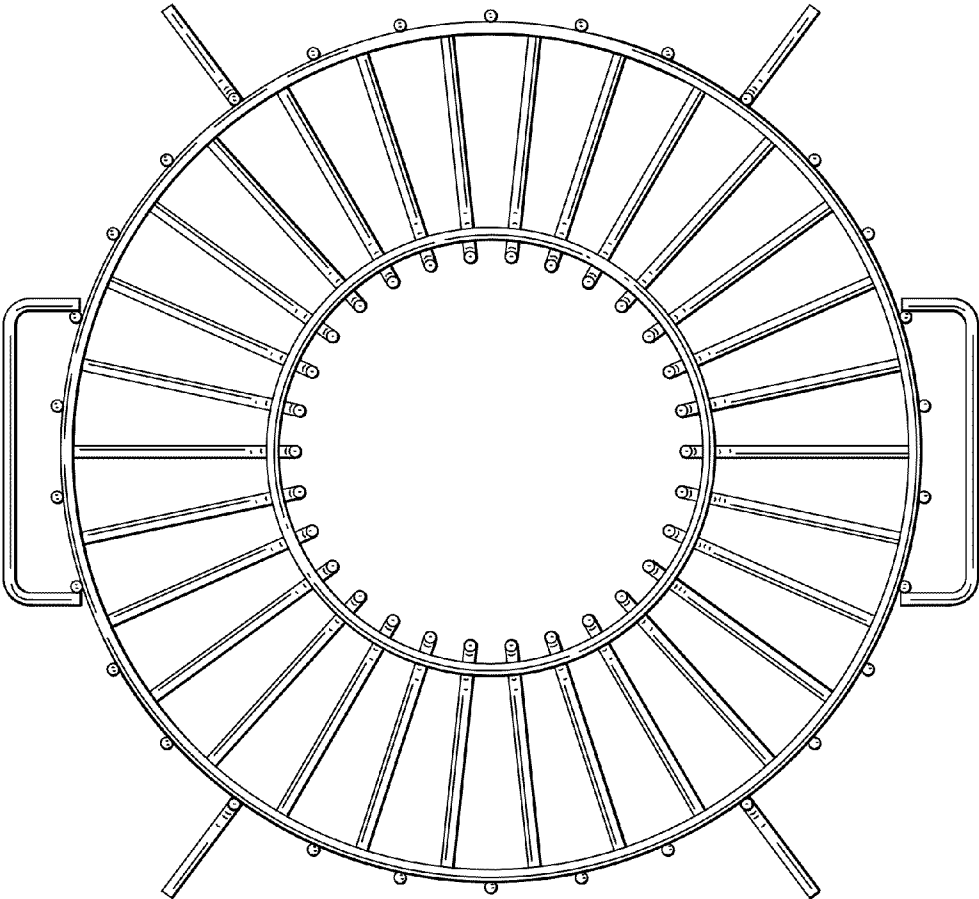


FIG. 3

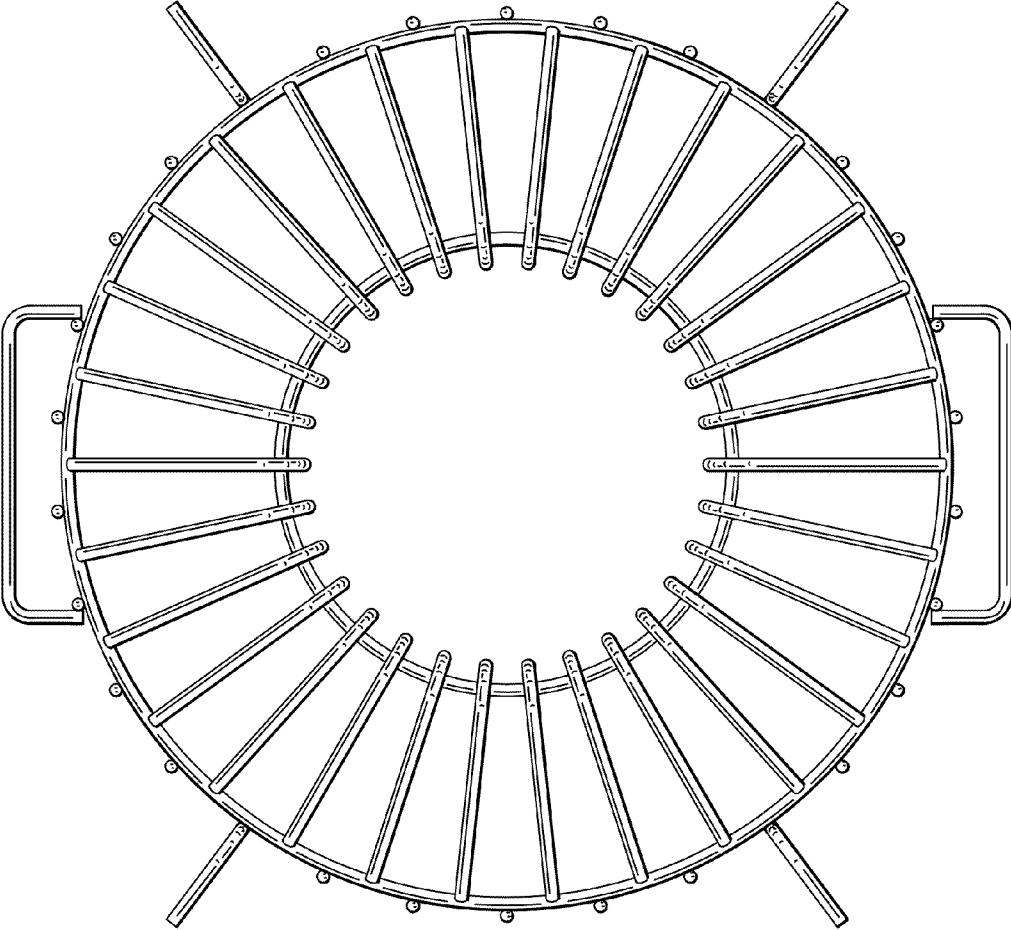


FIG. 4

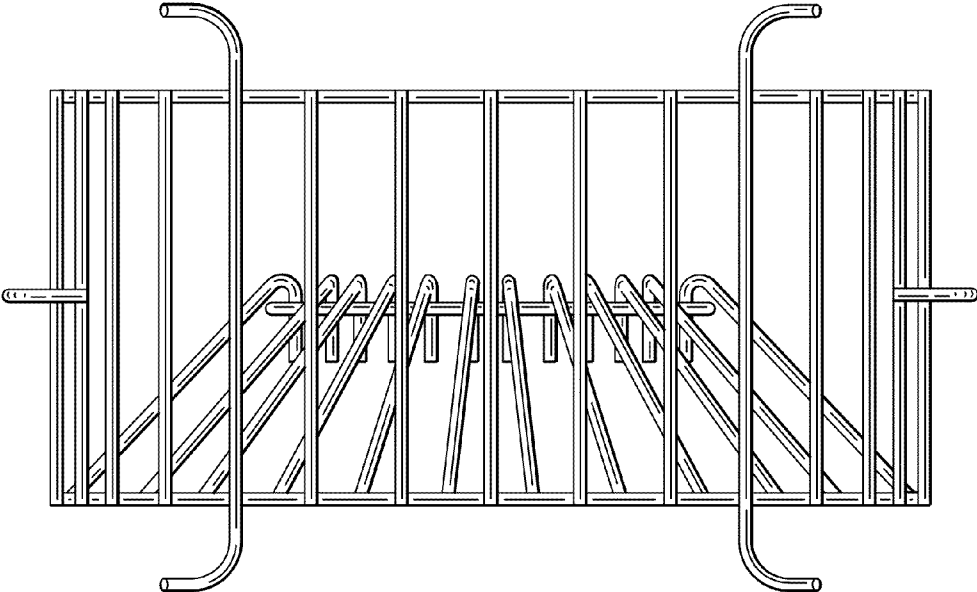


FIG. 5

