



US0D1027346S

(12) **United States Design Patent**
Balogh

(10) **Patent No.:** **US D1,027,346 S**

(45) **Date of Patent:** **** May 14, 2024**

(54) **SPONGE**

(71) Applicant: **TrimBo Products LLC**, Barrington, IL (US)

(72) Inventor: **Zachary Daniel Balogh**, Chicago, IL (US)

(73) Assignee: **TrimBo Products LLC**, Barrington, IL (US)

(**) Term: **15 Years**

(21) Appl. No.: **29/841,731**

(22) Filed: **Jun. 8, 2022**

(51) **LOC (14) Cl.** **07-05**

(52) **U.S. Cl.**
USPC **D32/40**

(58) **Field of Classification Search**
USPC D32/40-43, 45; D28/7
CPC A46B 11/0062; A46B 11/0003; A46B 11/0086

See application file for complete search history.

(56) **References Cited**

U.S. PATENT DOCUMENTS

- 1,958,408 A * 5/1934 Jelliffe A47L 13/022
15/229.13
- D282,604 S * 2/1986 Whitaker D4/118
- D292,650 S * 11/1987 Schmitz D32/42
- D295,911 S * 5/1988 Zogg D32/45
- D332,841 S * 1/1993 Levison D28/63
- 5,355,545 A * 10/1994 Hoagland A46B 5/00
D4/118
- D392,079 S * 3/1998 Omerza D32/40
- D392,432 S * 3/1998 Henrie D4/137
- D405,572 S * 2/1999 Bouchez D32/45
- D437,095 S * 1/2001 Osiecki D32/40
- D504,601 S * 5/2005 Jimenez D8/45
- D531,366 S * 10/2006 Mazzarella D32/41

- D578,262 S * 10/2008 Trotter D32/52
- D620,215 S * 7/2010 Peng D4/137
- D795,517 S * 8/2017 Meier D32/40
- D841,912 S * 2/2019 Renner D32/40
- D851,346 S * 6/2019 Kamody D32/46
- D955,074 S * 6/2022 Allen D32/45
- D960,474 S * 8/2022 Chaffee D32/40

FOREIGN PATENT DOCUMENTS

EM 005516747-0001 * 7/2018

OTHER PUBLICATIONS

Amazon Magideal Body Brush, reviews 2021, site visited 2023, Aug. 22, 2023, <https://www.amazon.com/MagiDeal-Anti-Slip-Handled-Suitable-Pregnant/dp/B089ZYB8VY>.*

Mats Beard Bar; Mats Beard Bar-Beard Trimmings Cleaning Tool; <https://matsbeardbar.com/>; last retrieved Jun. 8, 2022; Exhibit A.

* cited by examiner

Primary Examiner — John R Yeh
(74) *Attorney, Agent, or Firm* — Brie A. Crawford;
Crawford Intellectual Property

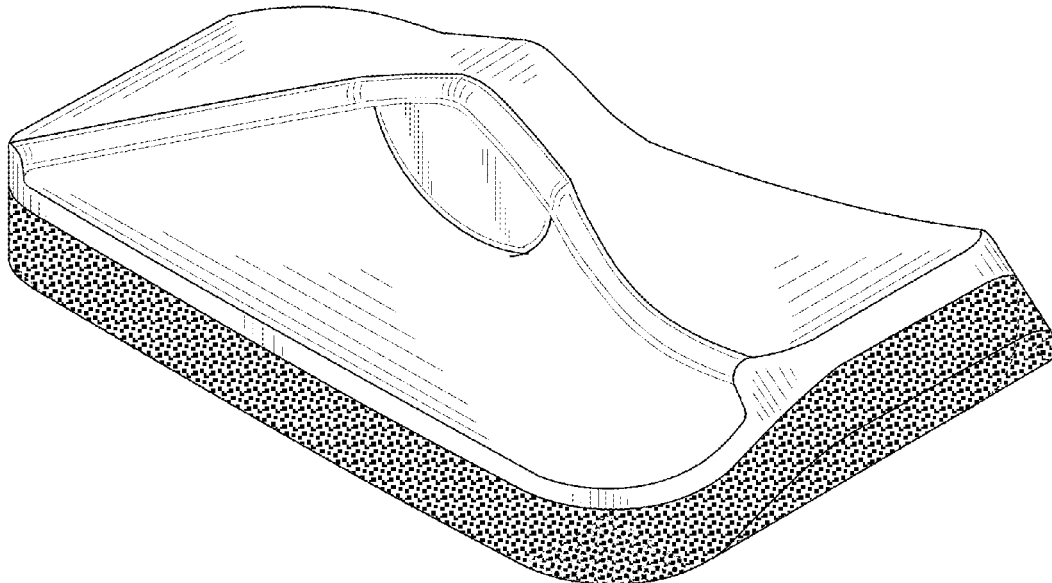
(57) **CLAIM**

The ornamental design for a sponge, as shown and described.

DESCRIPTION

- FIG. 1 is a left, front perspective view of a sponge showing my new design;
- FIG. 2 is a front elevation view of the sponge thereof;
- FIG. 3 is a rear elevation view of the sponge thereof;
- FIG. 4 is a top plan view of the sponge thereof;
- FIG. 5 is a bottom plan view of the sponge thereof;
- FIG. 6 is a left elevation view of the sponge thereof; and,
- FIG. 7 is a right elevation view of the sponge thereof.

1 Claim, 5 Drawing Sheets



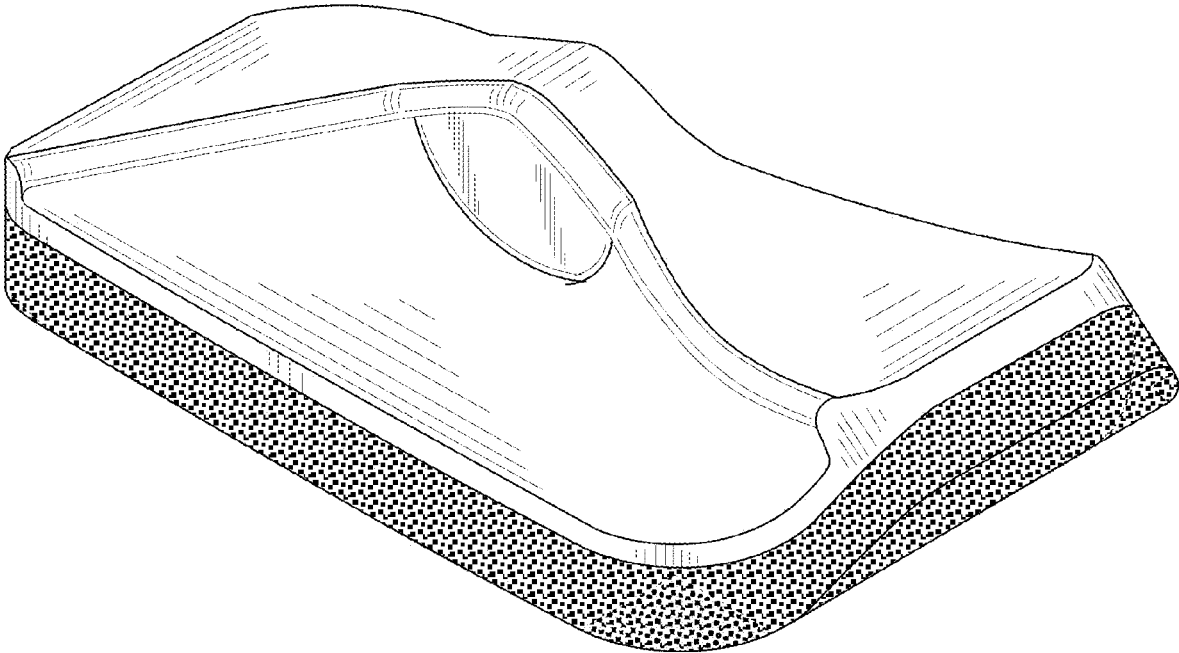


FIG. 1




FIG. 2

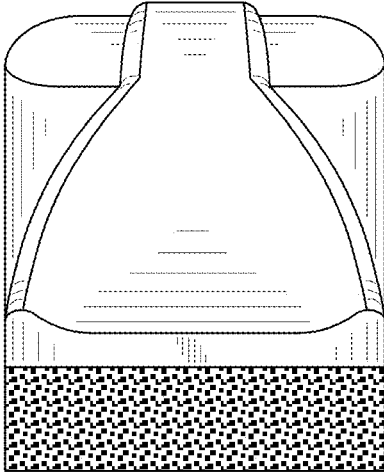


FIG. 3

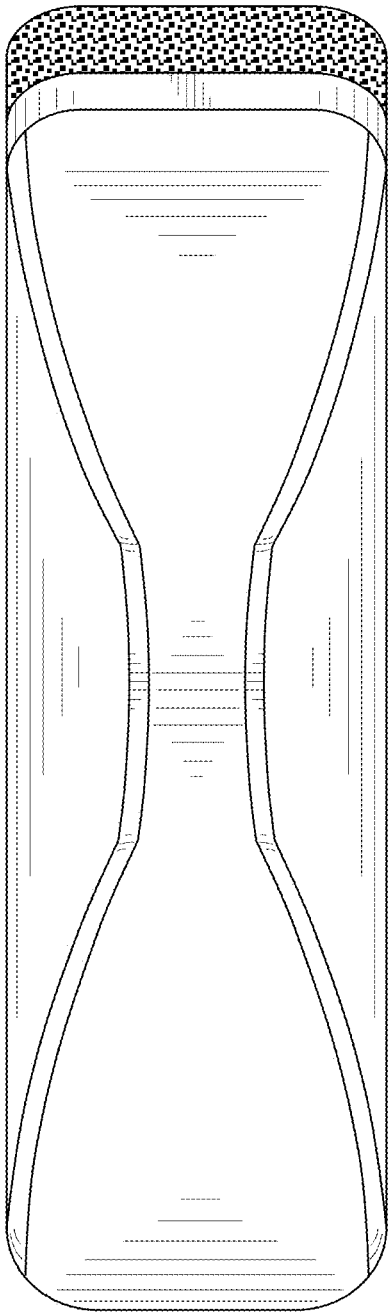


FIG. 4




FIG. 5

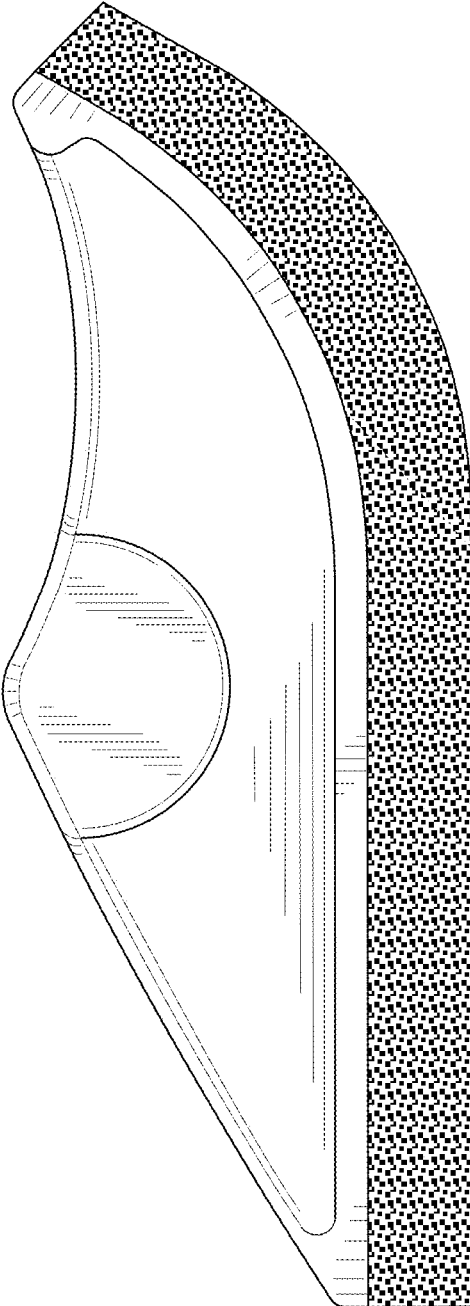


FIG. 6

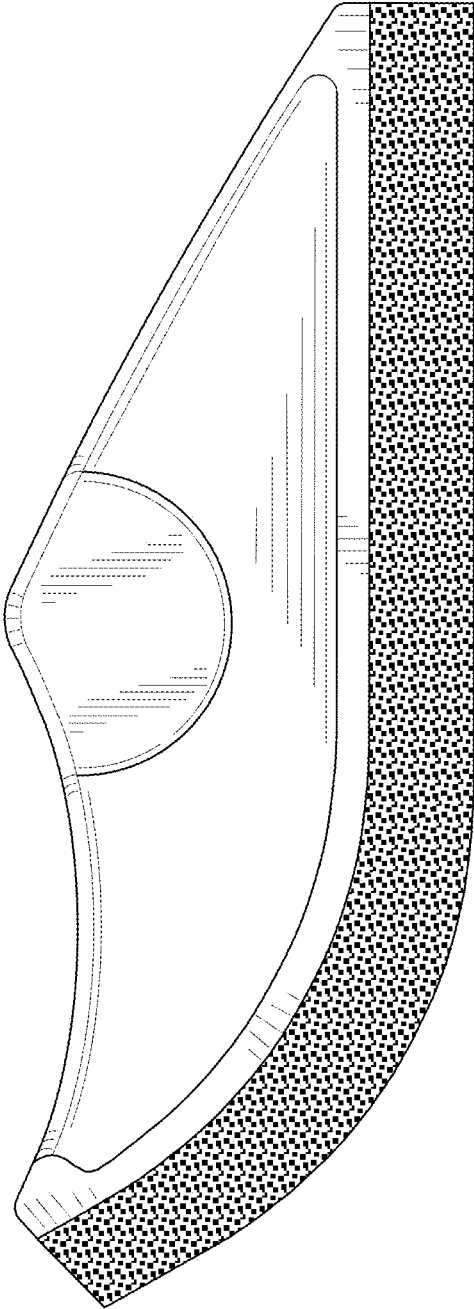


FIG. 7