



US00D667300S

(12) **United States Design Patent**
Davis et al.

(10) **Patent No.:** **US D667,300 S**

(45) **Date of Patent:** **** Sep. 18, 2012**

(54) **DOSER**

(75) Inventors: **William John Davis**, Bath (GB); **An De Coninck**, Epepegem (BE); **David James McNeill**, Bath (GB); **Cezary Adam Pieczetowski**, Sint Genesius Rode (BE); **Paul Robert Scott**, Brussels (BE); **Filip Dominique Hubert Vangeel**, Vilvoorde (BE)

(73) Assignee: **The Procter & Gamble Company**, Cincinnati, OH (US)

(**) Term: **14 Years**

(21) Appl. No.: **29/357,950**

(22) Filed: **Mar. 19, 2010**

(51) **LOC (9) Cl.** **09-07**

(52) **U.S. Cl.** **D9/435; D9/436; D9/445**

(58) **Field of Classification Search** D9/435, D9/444, 445, 454; D7/391, 392.1, 396.2, D7/509; D24/115, 222; D23/366; 215/228
See application file for complete search history.

(56) **References Cited**

U.S. PATENT DOCUMENTS

D325,697	S	*	4/1992	Parr	D9/435	X
D354,915	S	*	1/1995	Schneider et al.	D9/454	X
D451,021	S	*	11/2001	Berge et al.	D9/445	
D456,266	S	*	4/2002	Cross et al.	D9/504	
6,409,034	B2		6/2002	Schorner			
D511,094	S	*	11/2005	Schuller et al.	D9/444	
D529,807	S	*	10/2006	Zauser	D9/528	
D530,199	S	*	10/2006	Kitamura et al.	D9/444	

D540,177	S	*	4/2007	Lobo	D9/435	X
D547,606	S	*	7/2007	Forsman	D7/391	X
7,296,700	B2	*	11/2007	Steele et al.	215/228	
7,404,495	B2		7/2008	Keung			
D574,234	S	*	8/2008	Lobo	D9/435	
D581,787	S	*	12/2008	Davis et al.	D9/447	
D617,193	S	*	6/2010	Casey et al.	D9/453	
D618,098	S	*	6/2010	Casey et al.	D9/447	
D622,101	S	*	8/2010	Tune	D7/509	
D635,025	S	*	3/2011	Stolle	D9/435	X
D635,026	S	*	3/2011	Stolle	D9/449	
D645,350	S	*	9/2011	Degeyter et al.	D9/454	
D646,176	S	*	10/2011	Davis et al.	D9/454	X
D647,402	S	*	10/2011	Uribe Juarez	D9/504	
D649,047	S	*	11/2011	Baker et al.	D9/435	

FOREIGN PATENT DOCUMENTS

WO WO 2006/102601 9/2006

* cited by examiner

Primary Examiner — Carol P Rademaker

(74) *Attorney, Agent, or Firm* — Melissa G Krasovec; Steven T Murphy; Marianne Dressman

(57) **CLAIM**

The ornamental design for a doser, as shown and described.

DESCRIPTION

FIG. 1 is a top, front, and left side isometric view of the doser, embodying the new design;

FIG. 2 is a left side elevational view thereof;

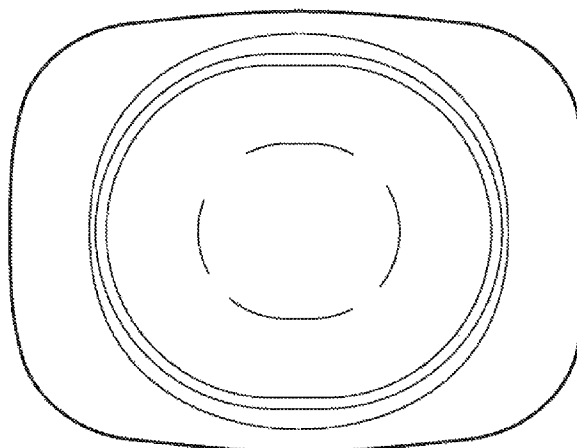
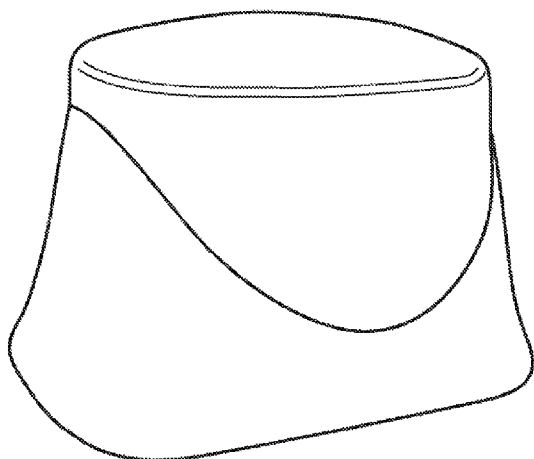
FIG. 3 is a right side elevational view thereof;

FIG. 4 is a front elevational view thereof;

FIG. 5 is a back elevational view thereof; and,

FIG. 6 is a top plan view thereof.

1 Claim, 4 Drawing Sheets



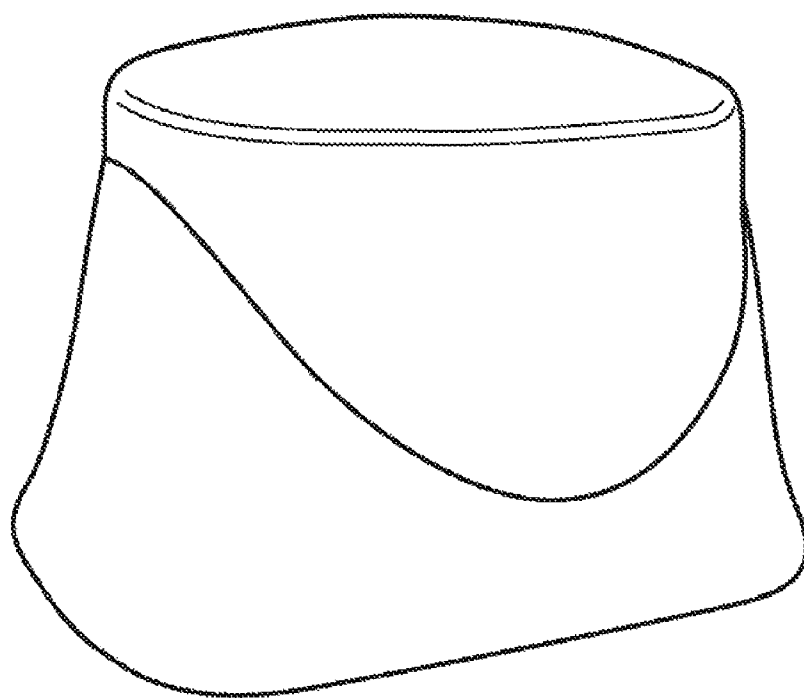


FIG. 1

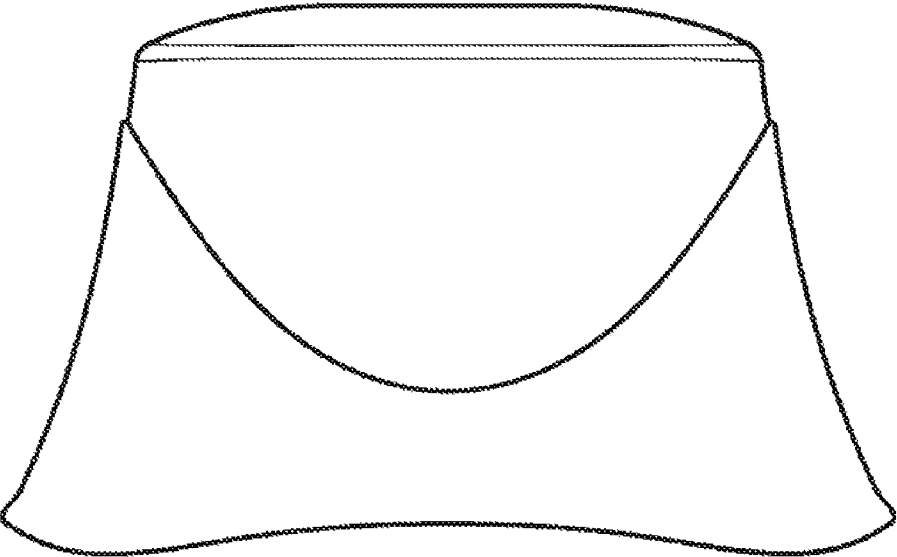


FIG. 2

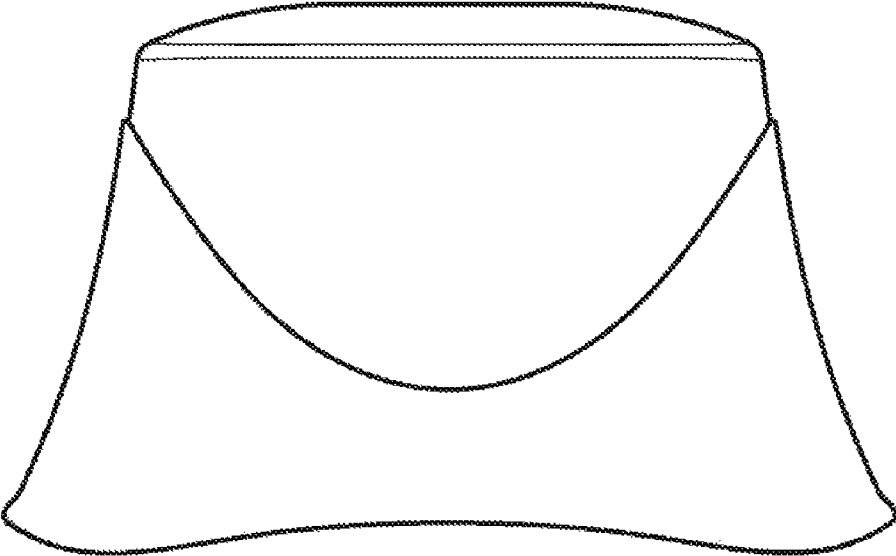


FIG. 3

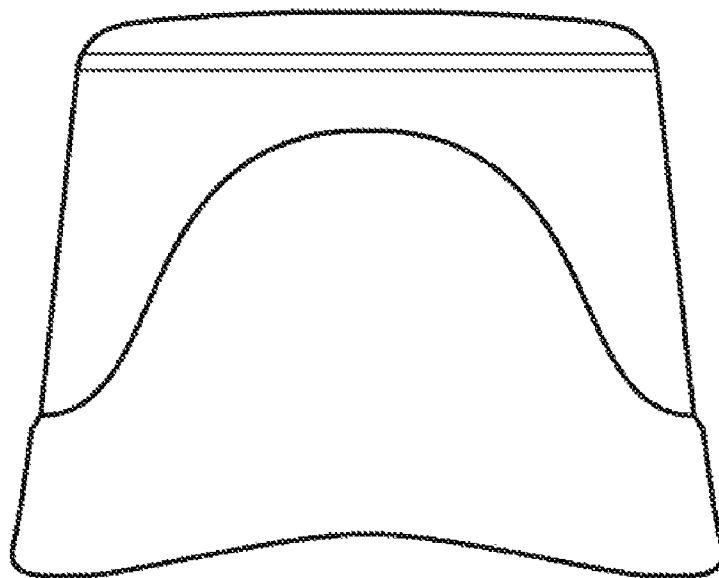


FIG. 4

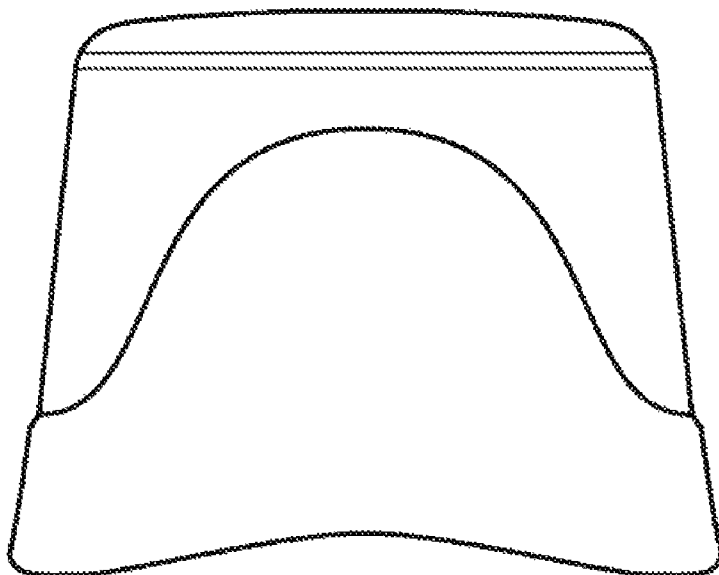


FIG. 5

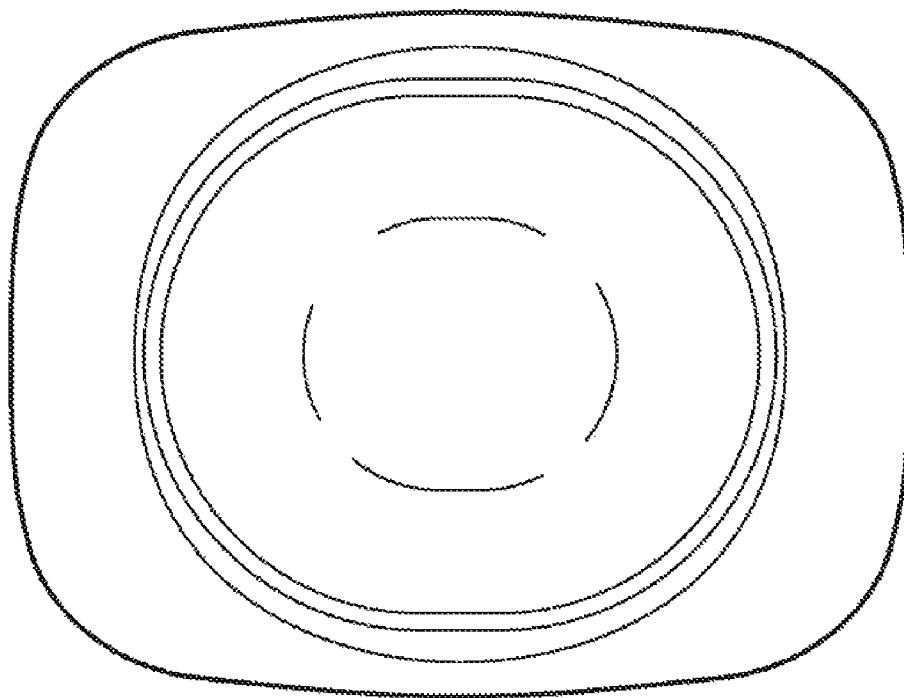


FIG. 6