



US00D466886S

(12) **United States Design Patent**  
**Crane et al.**

(10) **Patent No.:** **US D466,886 S**

(45) **Date of Patent:** **\*\* Dec. 10, 2002**

(54) **PILLOW SPEAKER**

D379,093 S \* 5/1997 Vollum et al. .... D14/216  
D382,269 S \* 8/1997 Trek et al. .... D14/204  
D429,592 S \* 8/2000 Dohan ..... D6/601

(75) Inventors: **Robert C. Crane**, Fortuna, CA (US);  
**Lindsay C. Crane**, Red Bank, NJ (US)

\* cited by examiner

(73) Assignee: **C. Crane Company**, Fortuna, CA (US)

*Primary Examiner*—Nanda Bondade

(\*\*) Term: **14 Years**

(74) *Attorney, Agent, or Firm*—Gray, Cary, Ware & Freidenrich

(21) Appl. No.: **29/153,516**

(57) **CLAIM**

(22) Filed: **Oct. 18, 2001**

The ornamental design for a pillow speaker, as shown and described.

(51) **LOC (7) Cl.** ..... **14-01**

**DESCRIPTION**

(52) **U.S. Cl.** ..... **D14/207; D14/216**

(58) **Field of Search** ..... D14/204, 207,  
D14/209-216; D6/601; 181/144-145, 147-148,  
150, 153, 157, 198-199; 381/300-302,  
306, 333, 345, 361-364, 386-388

FIG. 1 is a perspective view of a pillow speaker showing our new design;

FIG. 2 is front elevational view thereof;

FIG. 3 is a rear elevational view thereof;

FIG. 4 is a side elevational view thereof, the opposite side being a mirror image;

FIG. 5 is a top plan view thereof; and,

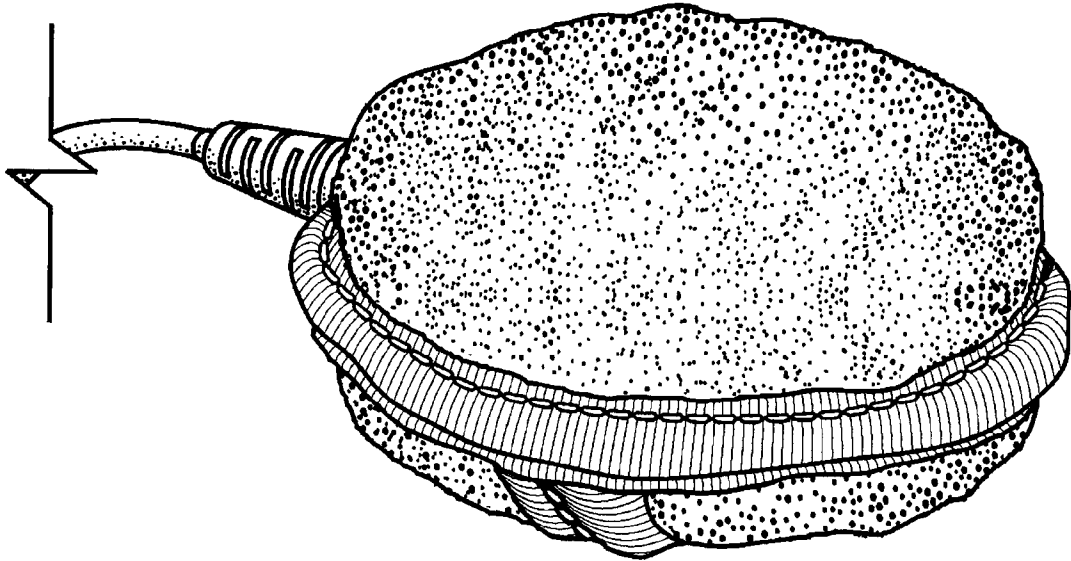
FIG. 6 is a bottom plan view thereof.

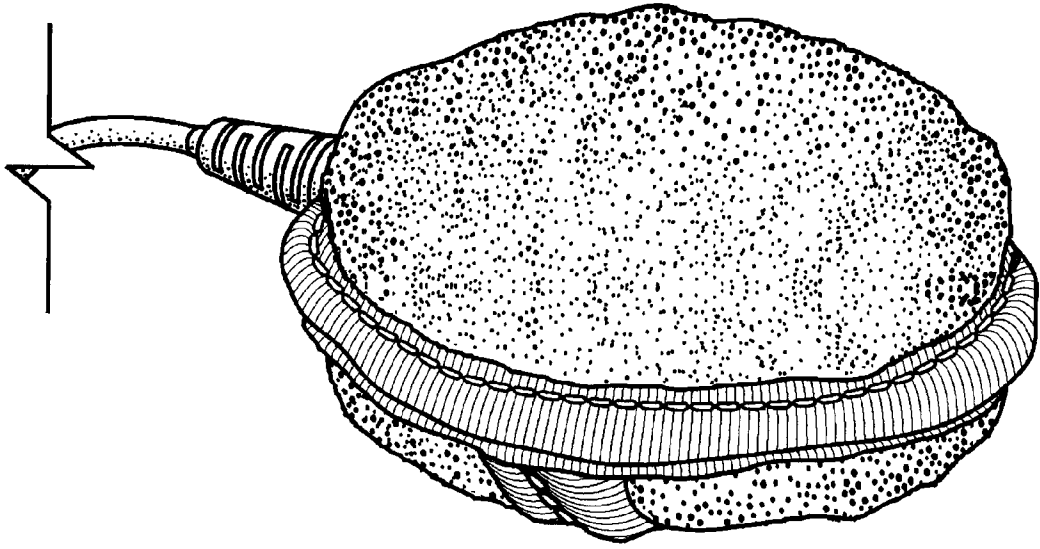
(56) **References Cited**

**U.S. PATENT DOCUMENTS**

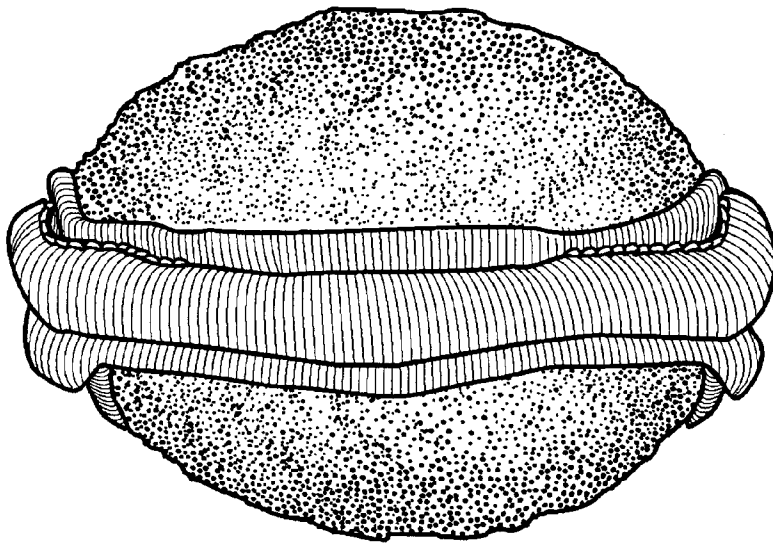
D292,283 S \* 10/1987 Matsuda ..... D14/212  
5,179,747 A \* 1/1993 Zink ..... 381/333

**1 Claim, 3 Drawing Sheets**

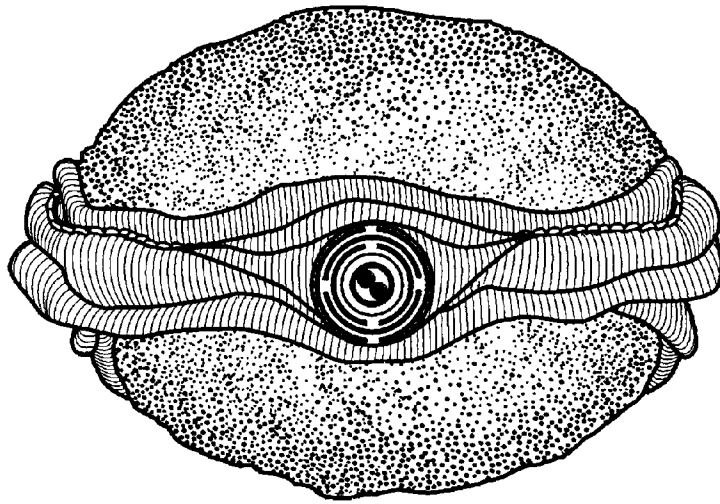




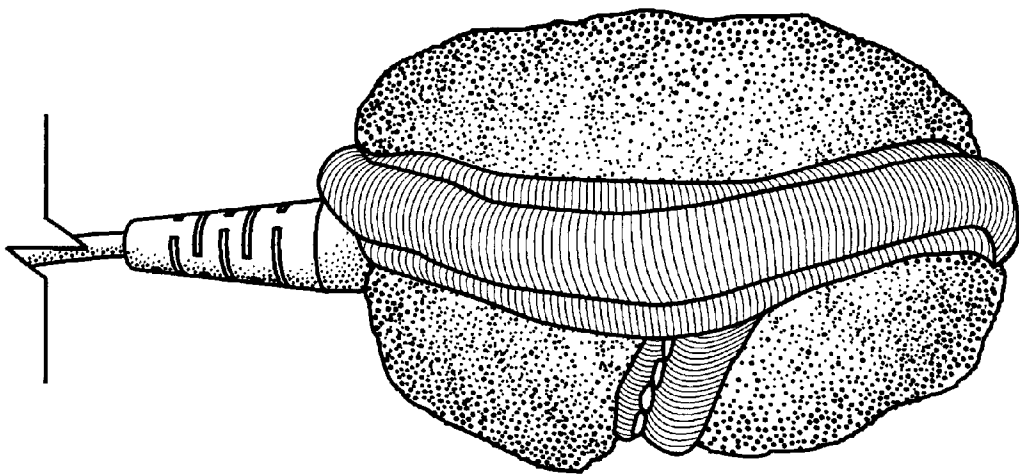
**FIG. 1**



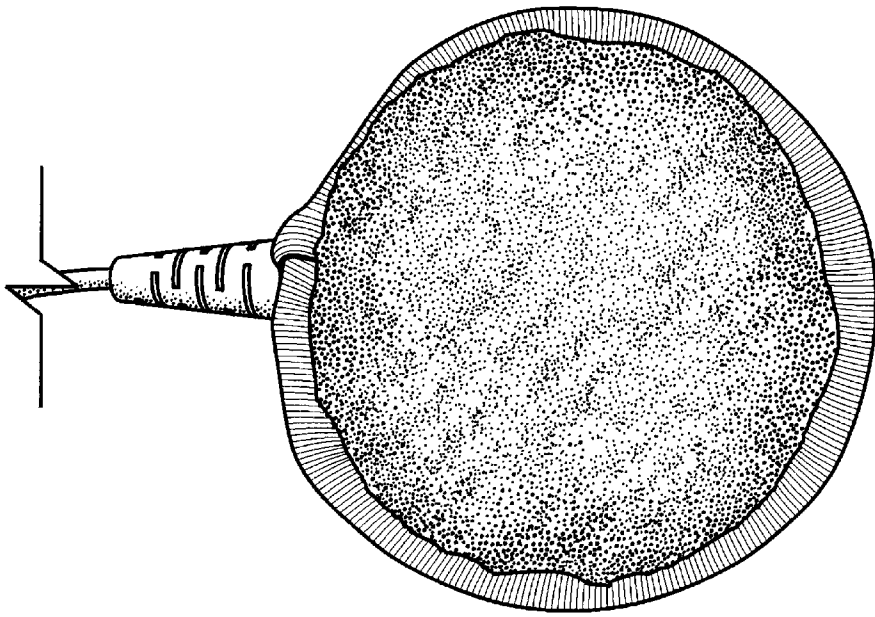
**FIG. 2**



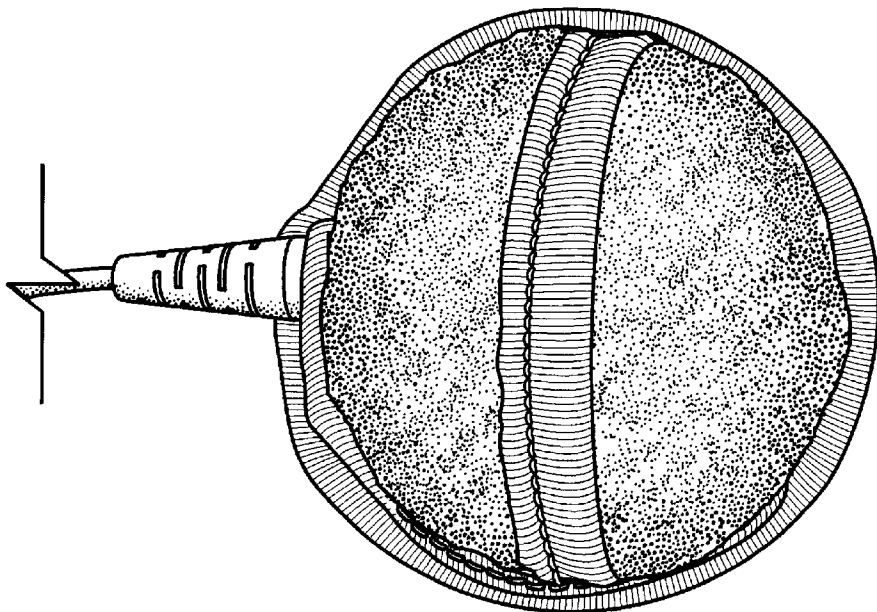
**FIG. 3**



**FIG. 4**



**FIG. 5**



**FIG. 6**