



US00D689479S

(12) **United States Design Patent**
Soffer

(10) **Patent No.:** **US D689,479 S**

(45) **Date of Patent:** **** Sep. 10, 2013**

(54) **CARRIER FOR MOBILE DEVICE**

(76) Inventor: **Allan Todd Soffer**, New York, NY (US)

(**) Term: **14 Years**

(21) Appl. No.: **29/429,490**

(22) Filed: **Aug. 12, 2012**

(51) **LOC (9) Cl.** **14-03**

(52) **U.S. Cl.**
USPC **D14/253**

(58) **Field of Classification Search**

USPC D14/140, 140.8, 142, 168, 204, 209.1,
D14/217, 221, 243-256, 434, 447; D3/215,
D3/218, 269; D2/861; D6/300, 310, 467,
D6/553-574; 292/342, 343; D19/90;
D12/411, 415; D13/108; 379/446, 455
See application file for complete search history.

(56) **References Cited**

U.S. PATENT DOCUMENTS

D327,882 S *	7/1992	George et al.	D14/399
D482,671 S *	11/2003	DiDonato	D14/144
D504,224 S *	4/2005	Sexson	D3/218
D507,872 S *	8/2005	Watson	D3/218
D519,731 S *	5/2006	Andre et al.	D3/218
D526,777 S *	8/2006	Andre et al.	D3/218
D529,280 S *	10/2006	Krieger et al.	D3/218
D537,623 S *	3/2007	Dennis et al.	D3/218
D541,042 S *	4/2007	Andre et al.	D3/218
7,469,809 B2 *	12/2008	Rodarte et al.	224/578
D617,093 S *	6/2010	Pedersen et al.	D3/218
D619,355 S *	7/2010	Pedersen et al.	D3/218
D637,808 S *	5/2011	Gonzalez et al.	D3/218
D641,349 S	7/2011	Baumann et al.	
D645,463 S	9/2011	Kao et al.	
D646,052 S *	10/2011	Phelps et al.	D3/218

D649,718 S *	11/2011	Baum et al.	D29/120.1
D654,265 S *	2/2012	Roy	D3/218
D655,081 S *	3/2012	Maravilla et al.	D3/218
D655,497 S *	3/2012	Stanley	D3/218
D661,893 S *	6/2012	Phillips et al.	D3/218
D663,949 S *	7/2012	Ito et al.	D3/218
D667,172 S *	9/2012	Baum et al.	D29/120.1
D673,162 S *	12/2012	Young	D14/447
D677,252 S *	3/2013	Baum et al.	D14/253
2006/0166720 A1 *	7/2006	Dixon	455/575.6
2007/0270199 A1 *	11/2007	Kim et al.	455/575.6
2011/0057002 A1 *	3/2011	Westra et al.	224/218

* cited by examiner

Primary Examiner — Robert M Spear

Assistant Examiner — Janice Hallmark

(74) *Attorney, Agent, or Firm* — GFD Patents, LLC; Gerald F. Dudding

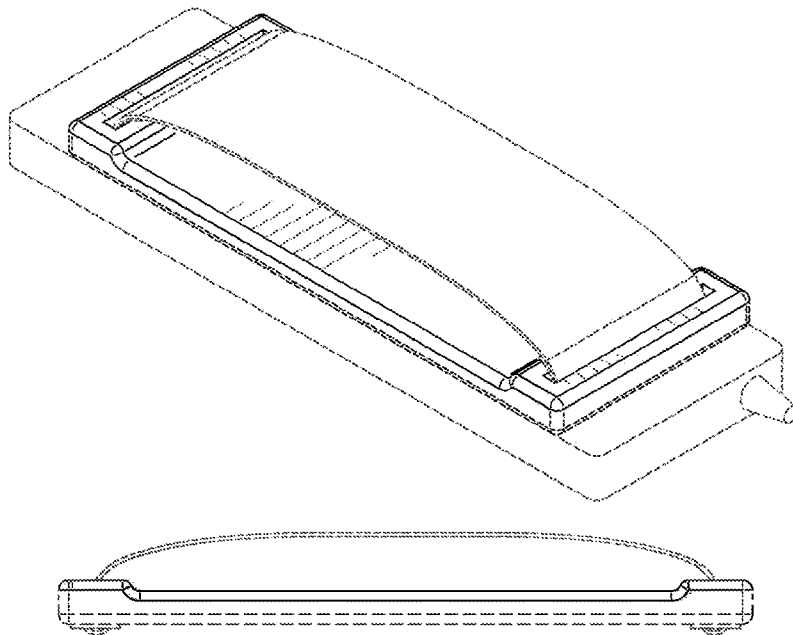
(57) **CLAIM**

The ornamental design for a carrier for mobile device, as shown and described.

DESCRIPTION

FIG. 1 is a perspective view of a carrier for mobile device showing a new design;
FIG. 2 is a top plan view thereof;
FIG. 3 is a bottom plan view thereof;
FIG. 4 is a side view thereof;
FIG. 5 is a front view thereof;
FIG. 6 is a rear view thereof; and,
FIG. 7 is a perspective view thereof.
The broken line showing of environment in the drawings is included for the purpose of illustrating only and forms no part of the claimed design.

1 Claim, 3 Drawing Sheets



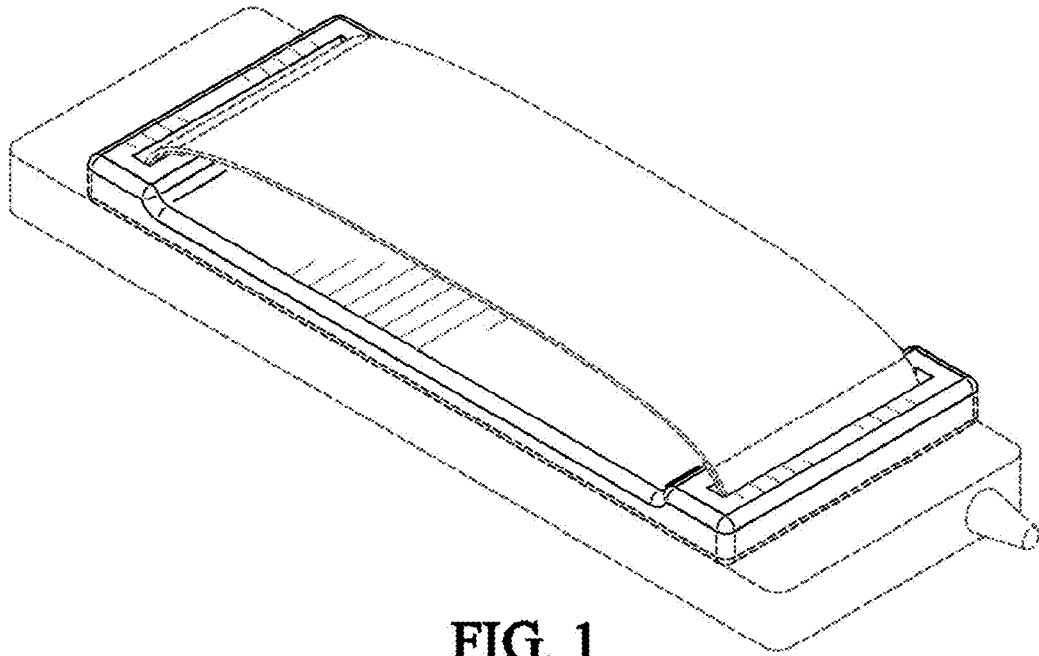


FIG. 1

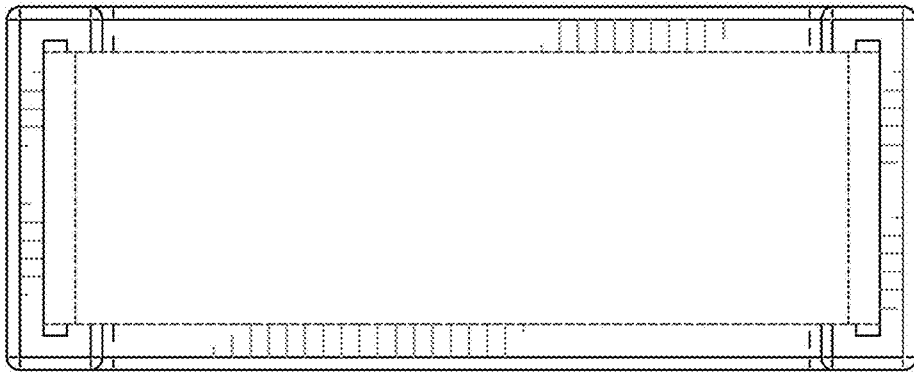


FIG. 2



FIG. 3




FIG. 4




FIG. 5




FIG. 6

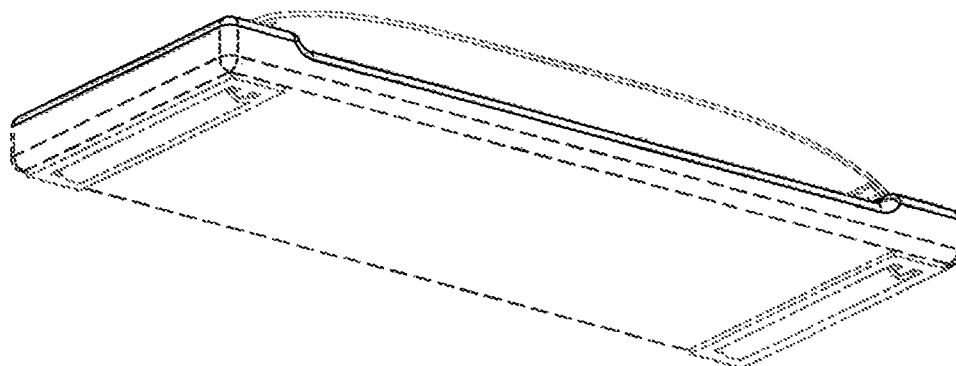


FIG. 7