



US00D799346S

(12) **United States Design Patent**  
**Wong et al.**

(10) **Patent No.:** **US D799,346 S**

(45) **Date of Patent:** **\*\* Oct. 10, 2017**

(54) **INFRARED THERMOMETER**

(56) **References Cited**

(71) Applicant: **Little Nobleman Technology Limited,**  
Hong Kong (HK)

U.S. PATENT DOCUMENTS

(72) Inventors: **Sun Hoi Wong,** Hong Kong (HK); **Fei Xu,** Hong Kong (HK); **Xiao Man Huang,** Hong Kong (HK)

4,793,717 A *	12/1988	Manske .....	G01K 3/00 116/219
5,313,848 A *	5/1994	Santin .....	G01D 1/04 374/102
D360,596 S *	7/1995	Moritz .....	D10/52
8,325,048 B2 *	12/2012	Ranganathan .....	A61B 5/0008 340/572.1
D766,113 S *	9/2016	Dohi .....	D10/57

(73) Assignee: **Little Nobelman Technology Limited,**  
Hong Kong (HK)

\* cited by examiner

(\*\*) Term: **15 Years**

*Primary Examiner* — Antoine Duval Davis

(21) Appl. No.: **29/563,605**

(22) Filed: **May 6, 2016**

(57) **CLAIM**

(30) **Foreign Application Priority Data**

The ornamental design for an infrared thermometer, as shown and described.

Nov. 9, 2015 (CN) ..... 2015 3 0451032

(51) **LOC (10) Cl.** ..... **10-04**

**DESCRIPTION**

(52) **U.S. Cl.**

USPC ..... **D10/57**

(58) **Field of Classification Search**

USPC ..... D10/57

CPC ..... G01K 1/02; G01K 1/022; G01K 1/024;  
G01K 1/08; G01K 1/083; G01K 1/086;  
G01K 3/00-3/14; G01K 2003/145; G01K  
13/002; G01K 13/004; G01K 2219/00;  
G01K 5/04-5/225; G01K 221/00

FIG. 1 is a top plan view of an infrared thermometer showing our new design;  
FIG. 2 is a bottom plan view of FIG. 1;  
FIG. 3 is a first perspective view of FIG. 1; and,  
FIG. 4 is a second perspective view of FIG. 1.  
The broken lines are for illustrative purposes only and form no part of the claimed design.

See application file for complete search history.

**1 Claim, 4 Drawing Sheets**

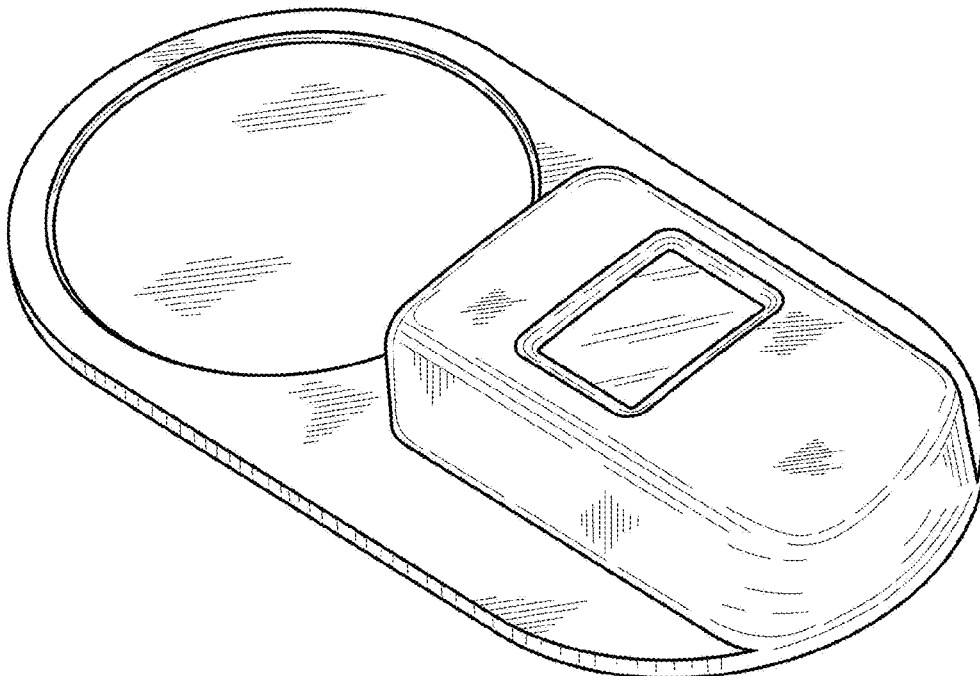


Fig. 1

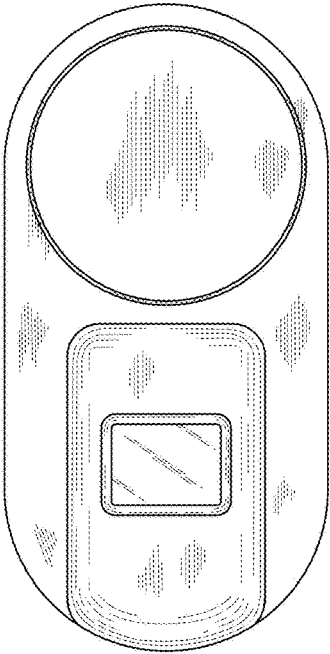


Fig. 2

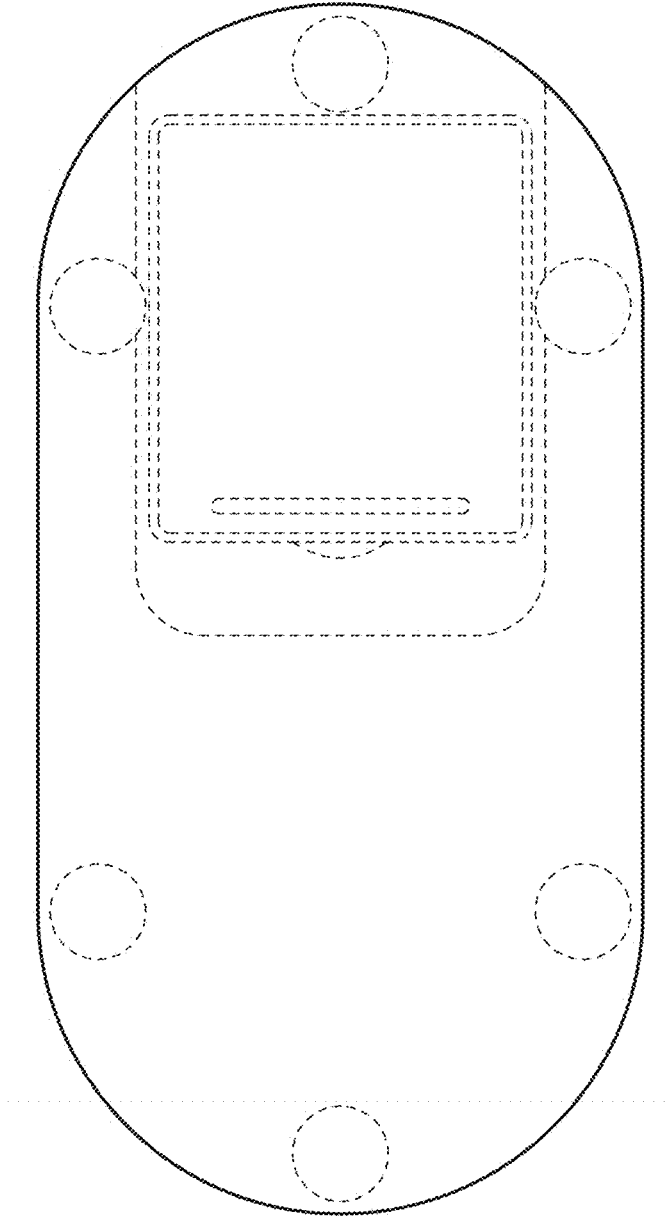


Fig. 3

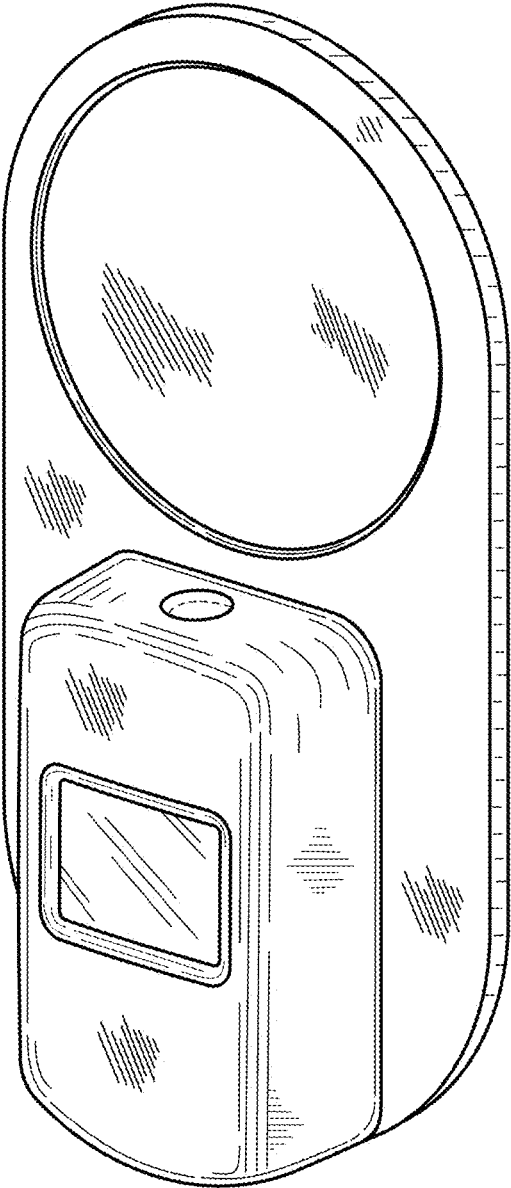


Fig. 4

