



US00D743167S

(12) **United States Design Patent**  
**Pluta**

(10) **Patent No.:** **US D743,167 S**

(45) **Date of Patent:** **\*\* Nov. 17, 2015**

(54) **EYEGLASS COVER**

(71) Applicant: **Michael R. Pluta**, Huntington Beach, CA (US)

(72) Inventor: **Michael R. Pluta**, Huntington Beach, CA (US)

(\*\*) Term: **14 Years**

(21) Appl. No.: **29/475,819**

(22) Filed: **Dec. 6, 2013**

(51) **LOC (10) Cl.** ..... **03-01**

(52) **U.S. Cl.**

USPC ..... **D3/266**

(58) **Field of Classification Search**

USPC ..... D3/215, 218, 219, 224, 226, 263-266, D3/230, 233; 206/5, 5.1, 6; 248/902; 224/908, 3.1; D16/330

CPC ..... A47B 17/04; A47B 88/22; A47B 81/00; A47L 15/4265; A45C 11/38; A45C 11/16; A45D 40/00; A45F 5/00; A45F 2200/0533; B65D 81/365; B65D 2203/00; B65D 67/00; E06B 5/006; F16M 13/04; G03B 17/56

See application file for complete search history.

(56) **References Cited**

**U.S. PATENT DOCUMENTS**

D155,480	S	*	10/1949	Castelli	.....	D3/265
2,918,959	A	*	12/1959	Bloch	.....	206/5
D226,502	S	*	3/1973	Hori	.....	D3/265
D293,389	S	*	12/1987	Vitaloni	.....	D3/219
D309,828	S	*	8/1990	Cook	.....	D3/265

5,633,692	A	*	5/1997	Schleger et al.	.....	351/44
D411,661	S	*	6/1999	Spence	.....	D3/265
7,992,995	B2	*	8/2011	Jacquemin	.....	351/63
2009/0051868	A1	*	2/2009	Kwan	.....	351/137

\* cited by examiner

*Primary Examiner* — Caron D Veynar

*Assistant Examiner* — Holly E Thurman

(74) *Attorney, Agent, or Firm* — Plager Schack LLP

(57) **CLAIM**

The ornamental design of an eyeglass cover, as shown and described.

**DESCRIPTION**

FIG. 1 is a front perspective view of an eyeglass cover showing my new design;

FIG. 2 is a front perspective view thereof as being applied to an exemplary pair of eyeglasses;

FIG. 3 is a front perspective view thereof as being fully applied to an exemplary pair of eyeglasses;

FIG. 4 is a front view thereof;

FIG. 5 is a left side view thereof as seen along line 5-5 of FIG. 4;

FIG. 6 is a right side view thereof as seen along line 6-6 of FIG. 4;

FIG. 7 is a top view thereof;

FIG. 8 is a bottom view thereof;

FIG. 9 is a rear view thereof;

FIG. 10 is a front view thereof in a folded position; and,

FIG. 11 is a rear view thereof in a folded position.

In FIGS. 2 and 3, the broken lines depict unclaimed environment and forms no part of the claimed design.

**1 Claim, 3 Drawing Sheets**

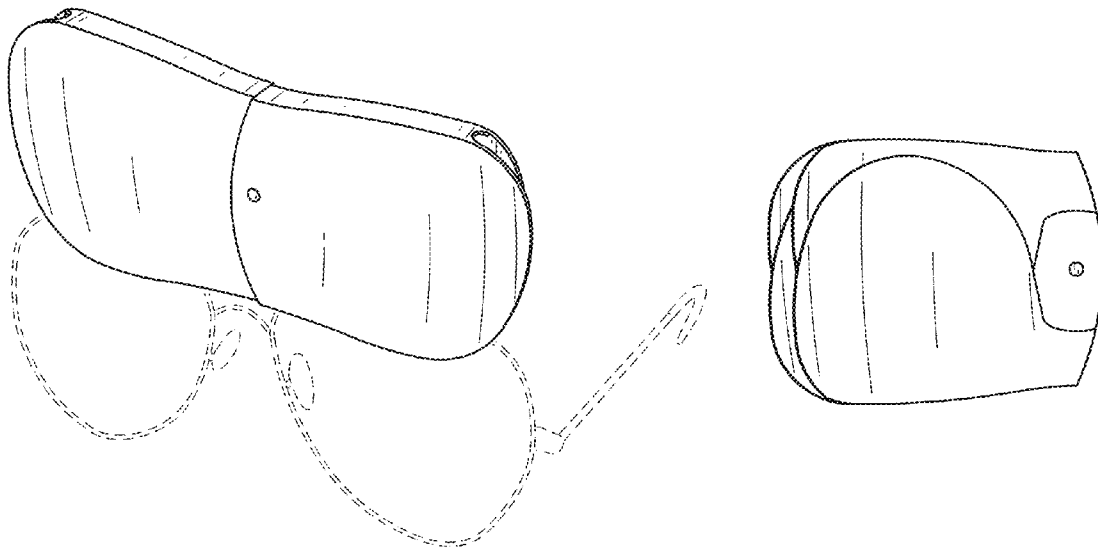


FIG. 1

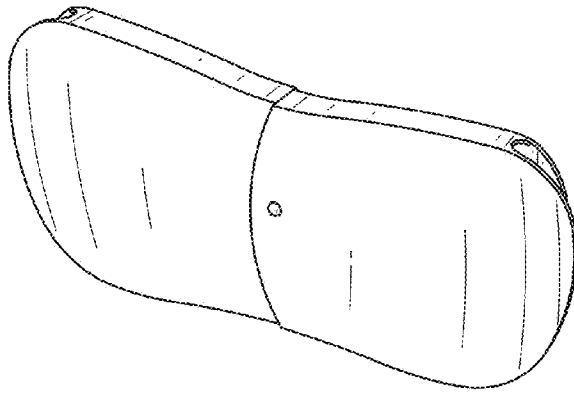


FIG. 2

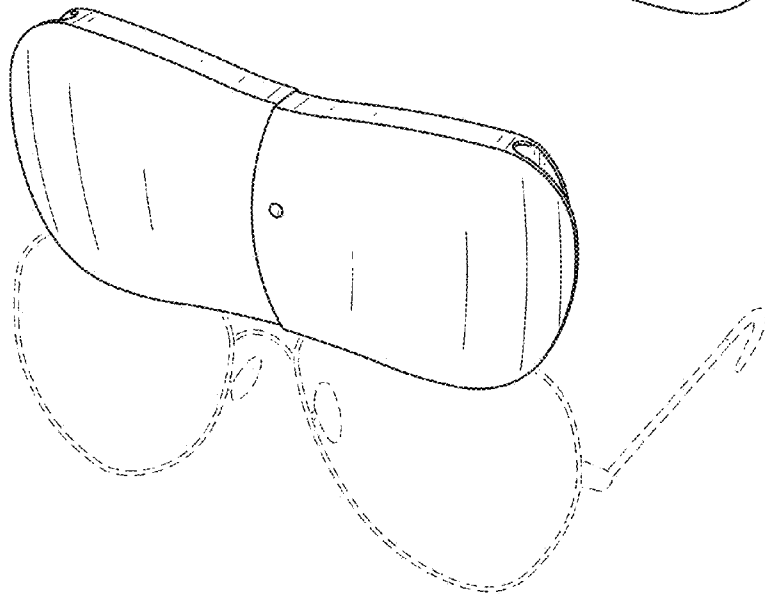
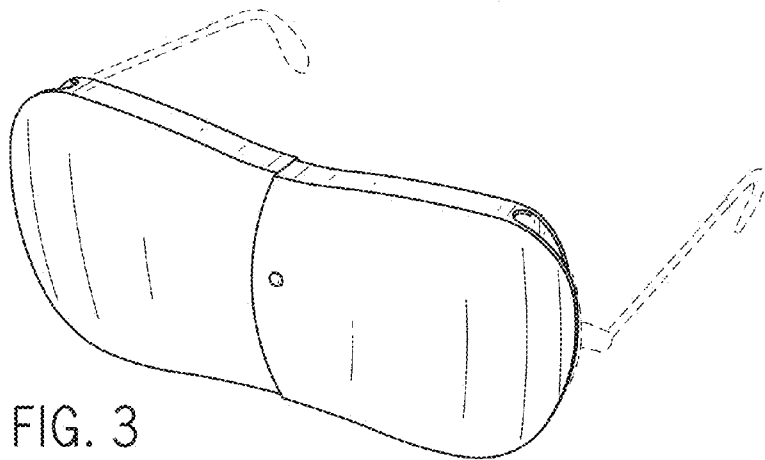


FIG. 3



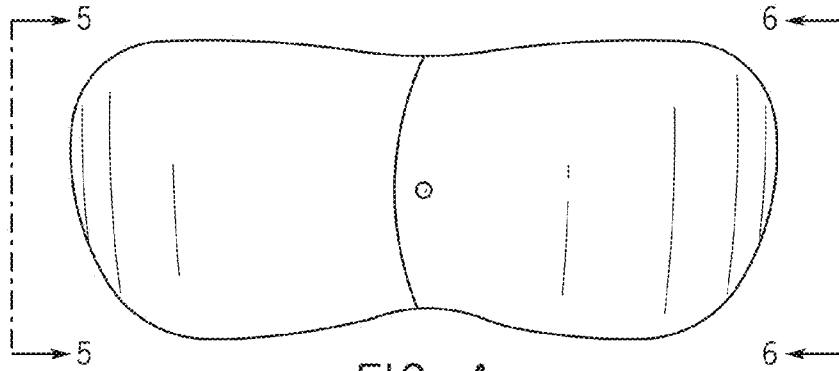


FIG. 4

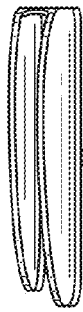


FIG. 5



FIG. 6

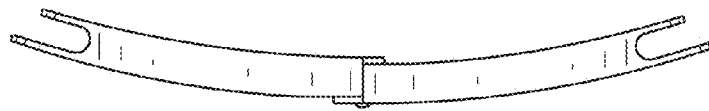


FIG. 7

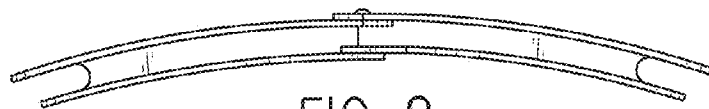


FIG. 8

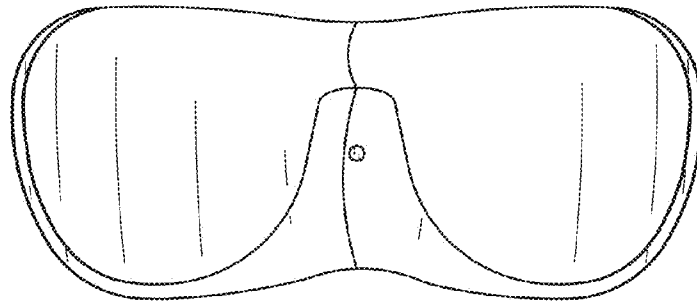


FIG. 9

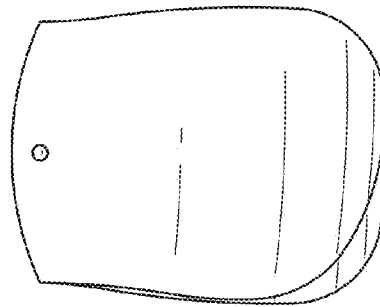


FIG. 10

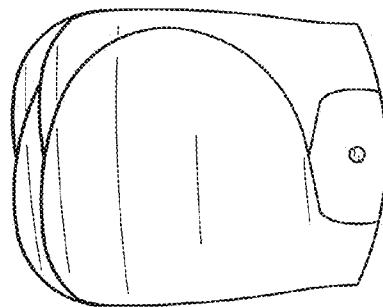


FIG. 11