



US00D845755S

(12) **United States Design Patent**  
**Delgado Carmona**

(10) **Patent No.:** **US D845,755 S**

(45) **Date of Patent:** **\*\* Apr. 16, 2019**

- (54) **CONTAINER WITH COVER**
- (71) Applicant: **Dart Industries Inc.**, Orlando, FL (US)
- (72) Inventor: **Sara L. Delgado Carmona**, Orlando, FL (US)
- (73) Assignee: **Dart Industries Inc.**, Orlando, FL (US)
- (\*\*) Term: **15 Years**
- (21) Appl. No.: **29/621,343**

D686,450 S	7/2013	Yessin et al.	
D689,363 S *	9/2013	Sundy .....	D9/429
D698,199 S	1/2014	Yessin et al.	
D700,482 S	3/2014	Yessin et al.	
D700,483 S *	3/2014	Yessin .....	D7/629
D724,903 S *	3/2015	Chen .....	D7/629
D738,161 S	9/2015	Yessin et al.	
D759,427 S	6/2016	Wiggins	

\* cited by examiner

*Primary Examiner* — Derrick E Holland  
*Assistant Examiner* — Janice Patyk  
(74) *Attorney, Agent, or Firm* — Taylor J. Ross

- (22) Filed: **Oct. 6, 2017**
- (51) **LOC (11) Cl.** ..... **09-03**
- (52) **U.S. Cl.**  
USPC ..... **D9/425**
- (58) **Field of Classification Search**  
USPC ..... D7/400, 601, 608; D9/416, 417, 420, D9/425-429, 430, 432, 761; 206/499, 206/501, 502, 821; 220/625, 656, 669, 220/670, 674; 229/123.1, 123.2, 125.33, 229/125.35, 400-407, 915, 939  
CPC . B65D 1/26; B65D 1/40; B65D 5/243; B65D 81/3453; B65D 2581/34; B65D 2581/3404; B65D 2581/3456  
See application file for complete search history.

(57) **CLAIM**

The ornamental design for a container with cover, as shown and described.

**DESCRIPTION**

This application is related to co-pending Ser. Nos. 29/621, 338; 29/621,340; and 29/621,345, filed Oct. 6, 2017, which are incorporated herein by reference.  
FIG. 1 is a top, front and left side perspective view of a container with cover showing my new design;  
FIG. 2 is a bottom, front and right side perspective view thereof;  
FIG. 3 is a top plan view thereof;  
FIG. 4 is a bottom plan view thereof;  
FIG. 5 is a front elevation view thereof;  
FIG. 6 is a rear elevation view thereof;  
FIG. 7 is a left side elevation view thereof;  
FIG. 8 is a right side elevation view thereof; and,  
FIG. 9 is a cross-sectional view taken along line 9-9 of FIG. 3.

(56) **References Cited**

**U.S. PATENT DOCUMENTS**

D490,278 S *	5/2004	Welsh .....	D7/629
D541,598 S *	5/2007	Kim .....	D7/629
D618,516 S *	6/2010	DiPietro .....	D7/629
D631,299 S *	1/2011	Samartgis .....	D7/602

**1 Claim, 3 Drawing Sheets**

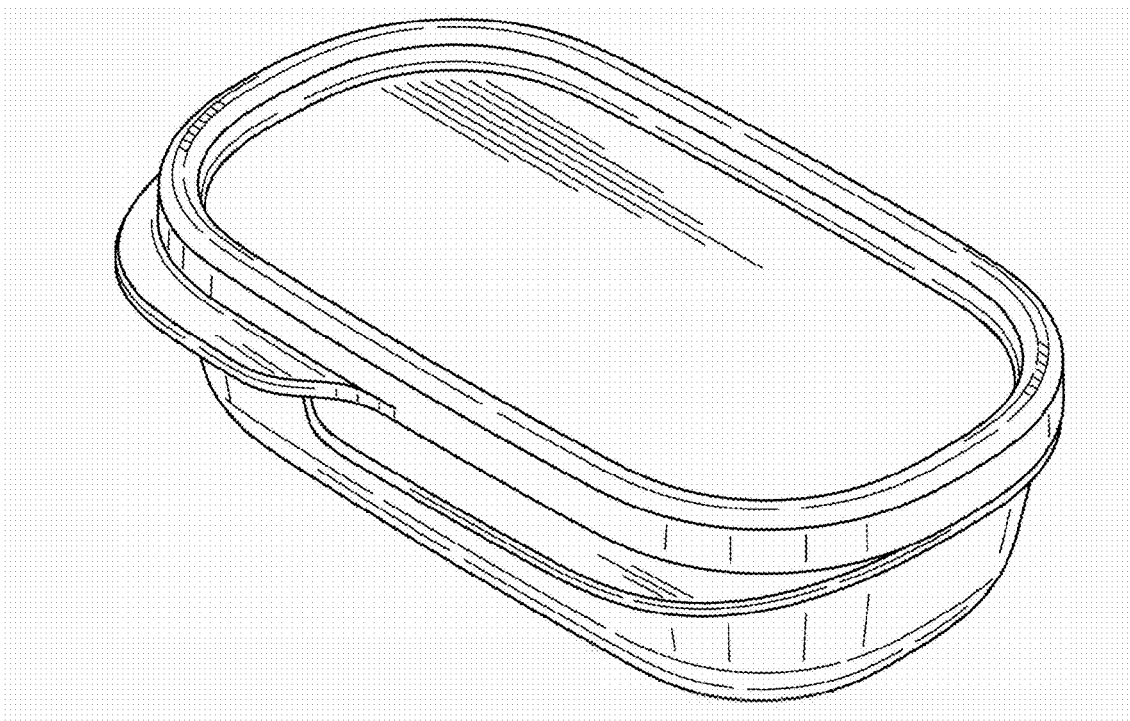


FIG. 1

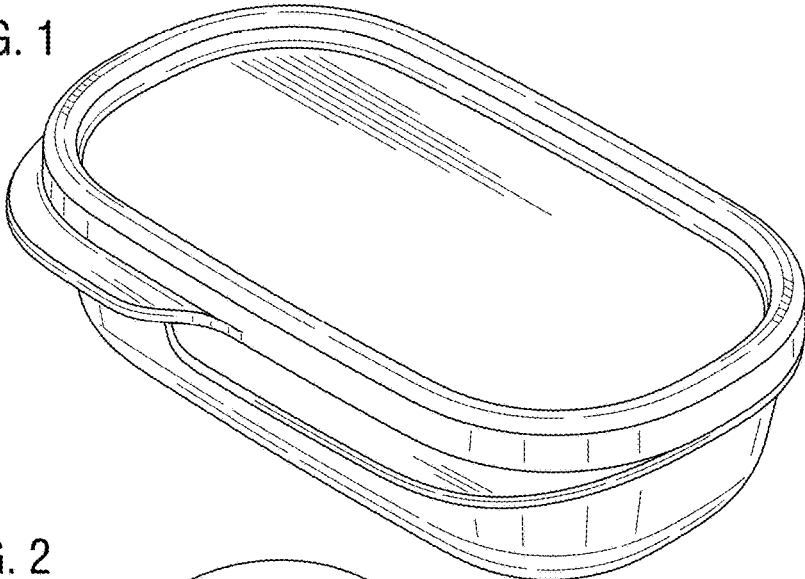


FIG. 2

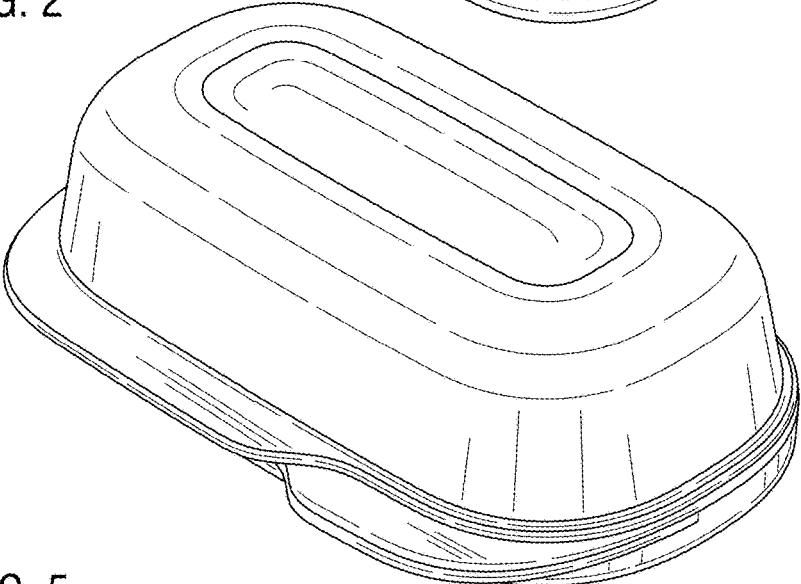


FIG. 5

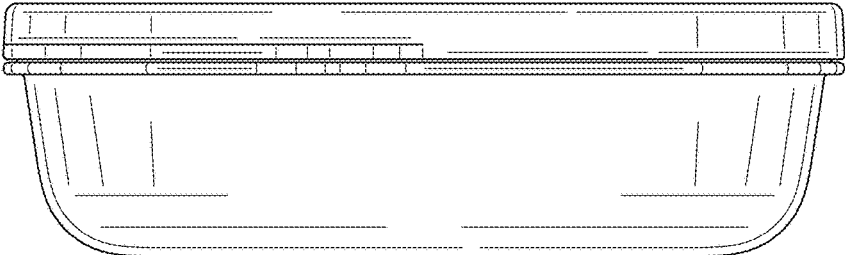


FIG. 3

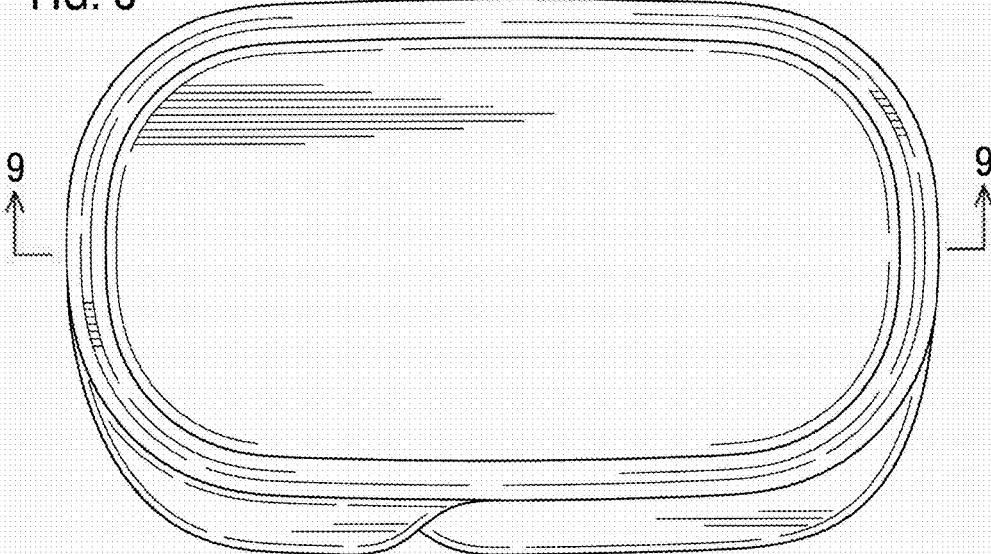


FIG. 4

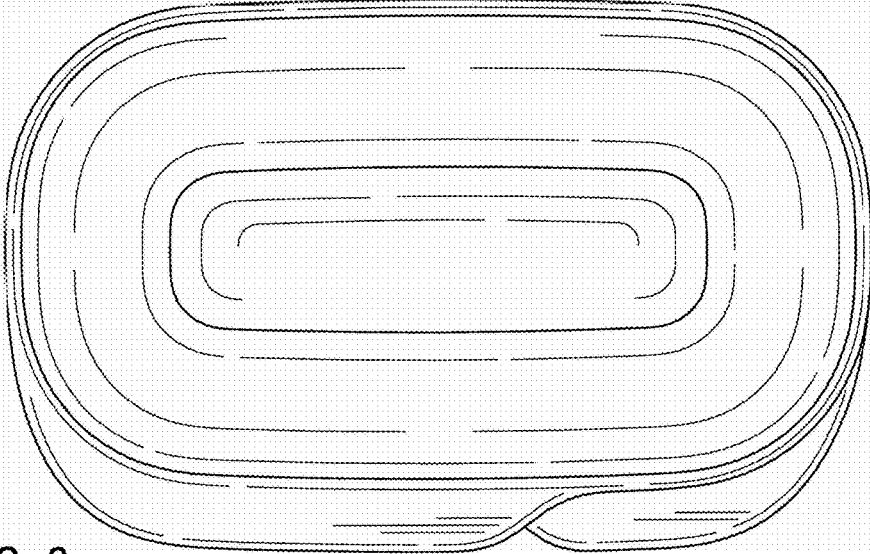


FIG. 6

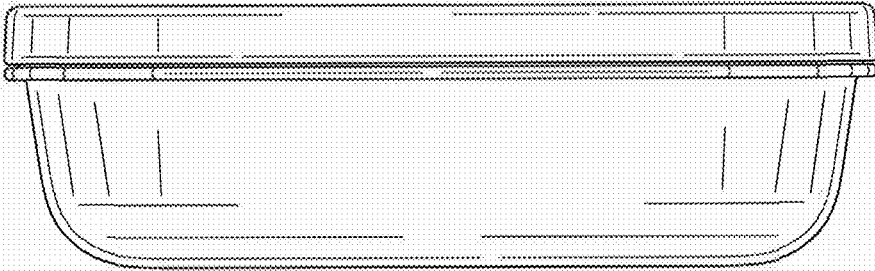


FIG. 7

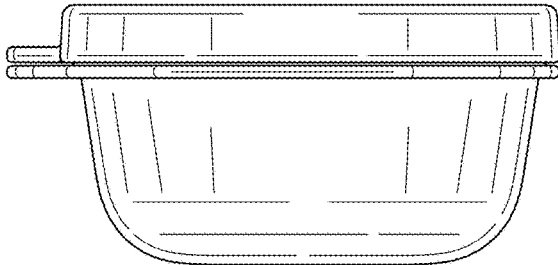


FIG. 8

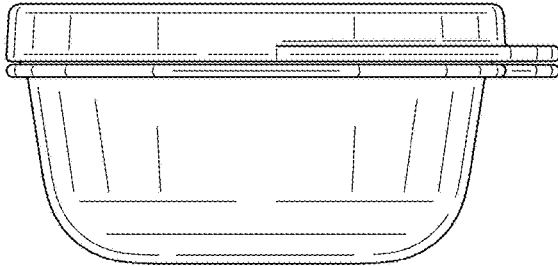


FIG. 9

