



US00D834783S

(12) **United States Design Patent**
Diamant et al.

(10) **Patent No.:** **US D834,783 S**

(45) **Date of Patent:** **** Dec. 4, 2018**

- (54) **HAND MUFF**
- (71) Applicant: **SKIP HOP, INC.**, New York, NY (US)
- (72) Inventors: **Ellen Diamant**, New York, NY (US);
Chelsea Carter, Jersey City, NJ (US);
Erin Knowlton, Brooklyn, NY (US)
- (73) Assignee: **SKIP HOP, INC.**, New York, NY (US)

6,463,608 B1 * 10/2002 Moe A01M 31/00
5/646
D472,364 S * 4/2003 Riedler D2/613
D595,928 S * 7/2009 Swanson D2/611
8,615,814 B1 * 12/2013 Hawkins A41D 19/01
2/66
D716,048 S * 10/2014 Bradfield D3/303
D731,788 S * 6/2015 Joo D3/233
D783,227 S * 4/2017 Ledingham A41D 13/0051
D2/610

(Continued)

- (**) Term: **15 Years**
- (21) Appl. No.: **29/572,713**

Primary Examiner — George D. Kirschbaum
Assistant Examiner — Clese Moore, Jr.
(74) *Attorney, Agent, or Firm* — Stephen J. Weyer, Esq.;
Stites & Harbison, PLLC

- (22) Filed: **Jul. 29, 2016**
- (51) **LOC (11) Cl.** **02-99**
- (52) **U.S. Cl.**
USPC **D2/611**
- (58) **Field of Classification Search**
USPC D2/610–618, 622, 623; D12/133;
D3/233
CPC A41D 13/0051; A41D 13/081; B62B 9/26;
B62B 9/20
See application file for complete search history.

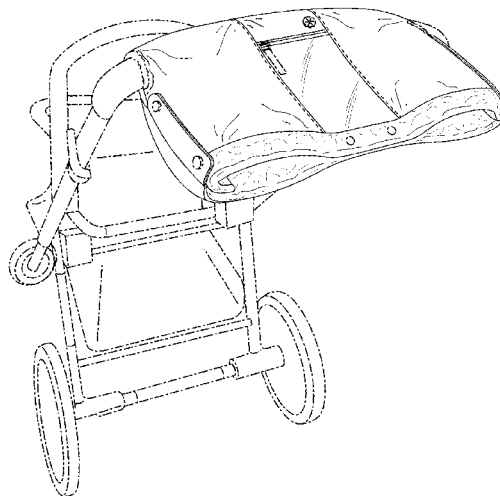
(57) **CLAIM**
The ornamental design for a hand muff, as shown and described.

- (56) **References Cited**
U.S. PATENT DOCUMENTS
2,089,086 A * 8/1937 Farkas B62B 9/20
2/17
D254,216 S * 2/1980 Caputo D2/611
D255,505 S * 6/1980 Karolak D2/611
4,893,357 A * 1/1990 Evans A41D 13/081
2/208
4,949,887 A * 8/1990 Holmes A41D 13/081
126/204
D316,478 S * 4/1991 Brunner D2/610
D364,724 S * 12/1995 Bates D2/613
D371,892 S * 7/1996 Geer D2/611
D373,235 S * 9/1996 Caponelli D2/613
D440,738 S * 4/2001 Cliche D2/612

DESCRIPTION

FIG. 1 is a perspective view taken from the front, left side and top side of the hand muff of the present design, shown attached to a stroller, in accordance with the present design. FIG. 2 is a top plan view of the hand muff of FIG. 1. FIG. 3 is a bottom plan view of the hand muff of FIG. 1. FIG. 4 is a front elevation view of the hand muff of FIG. 1. FIG. 5 is a rear elevation view of the hand muff of FIG. 1. FIG. 6 is a left side elevation view of the hand muff of FIG. 1. FIG. 7 is a right side elevation view of the hand muff of FIG. 1. FIG. 8 is a top plan view of the hand muff of FIG. 1, shown flat in an open position; and, FIG. 9 is a bottom plan view of the hand muff of FIG. 1, shown flat in an open position. Elements drawn in broken short/long dash lines form no part of the claimed design.

1 Claim, 8 Drawing Sheets



(56)

References Cited

U.S. PATENT DOCUMENTS

2006/0248624 A1* 11/2006 Pieczynski A41D 13/0051
2/16
2010/0175161 A1* 7/2010 Jarboe A41D 13/085
2/69
2010/0192271 A1* 8/2010 Mackiewicz A47G 9/066
2/66
2010/0299800 A1* 12/2010 Jackson, Jr. A41D 13/081
2/69
2013/0160185 A1* 6/2013 Narboni-Campora
A41D 19/01
2/158
2015/0173437 A1* 6/2015 Thompson A41D 19/01
2/158

* cited by examiner

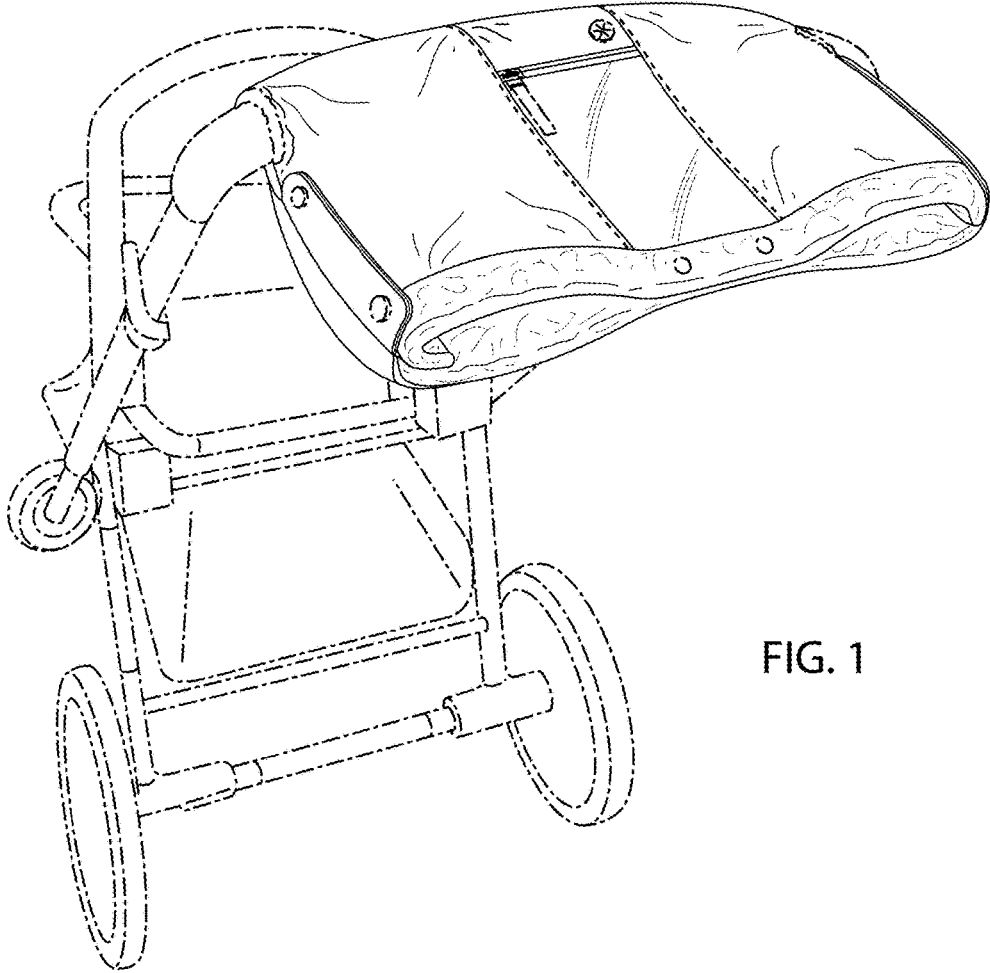


FIG. 1




FIG. 2




FIG. 3

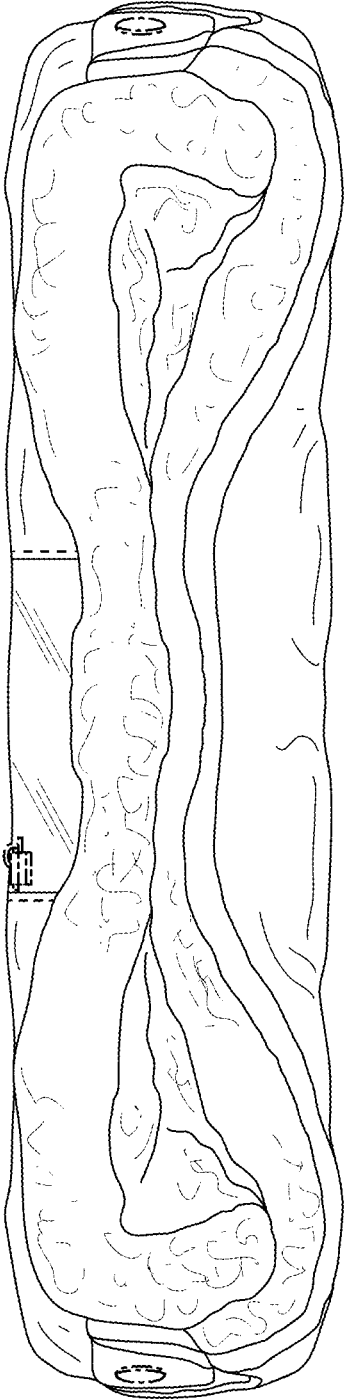


FIG.4

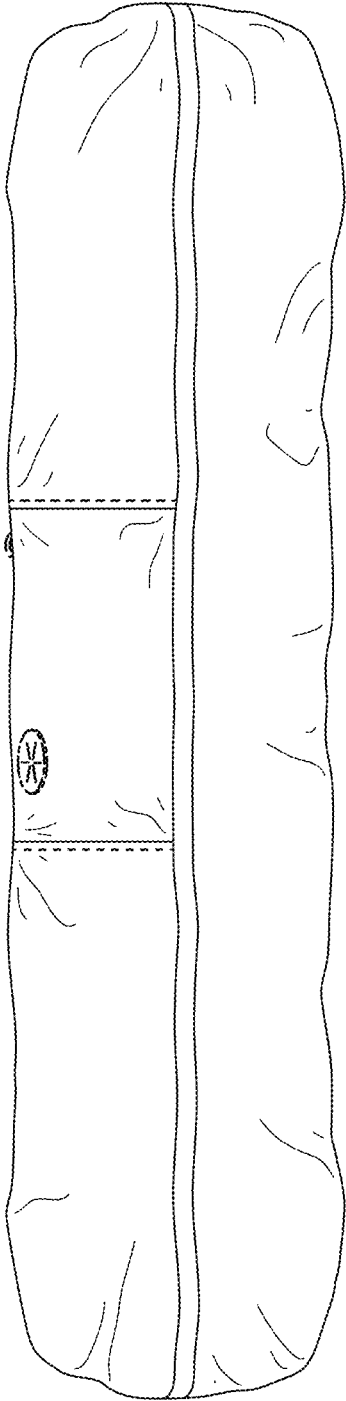


FIG. 5

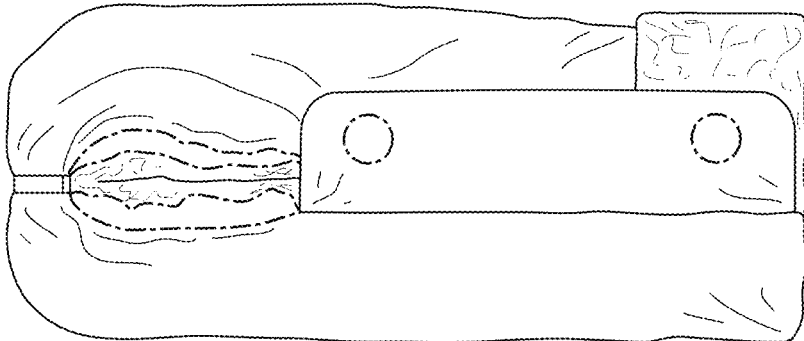


FIG. 6

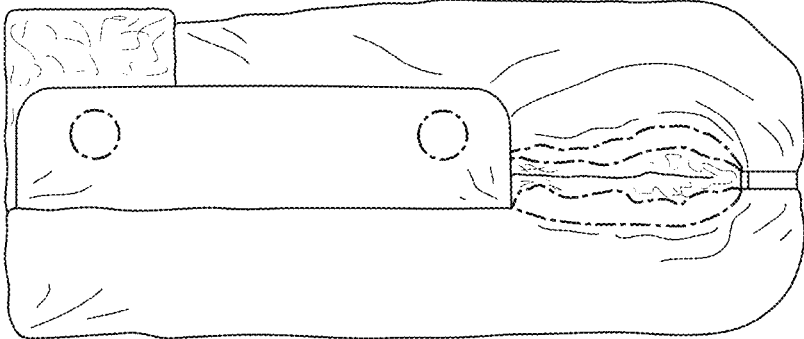


FIG. 7

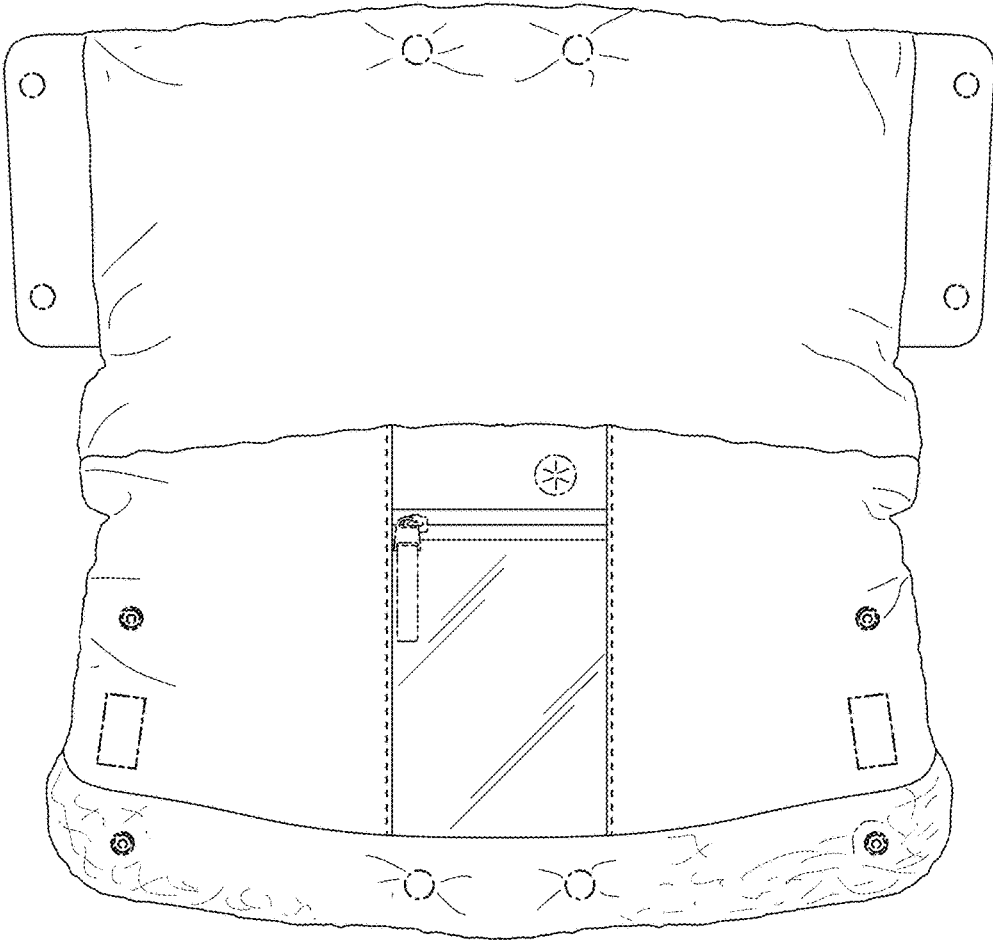


FIG. 8

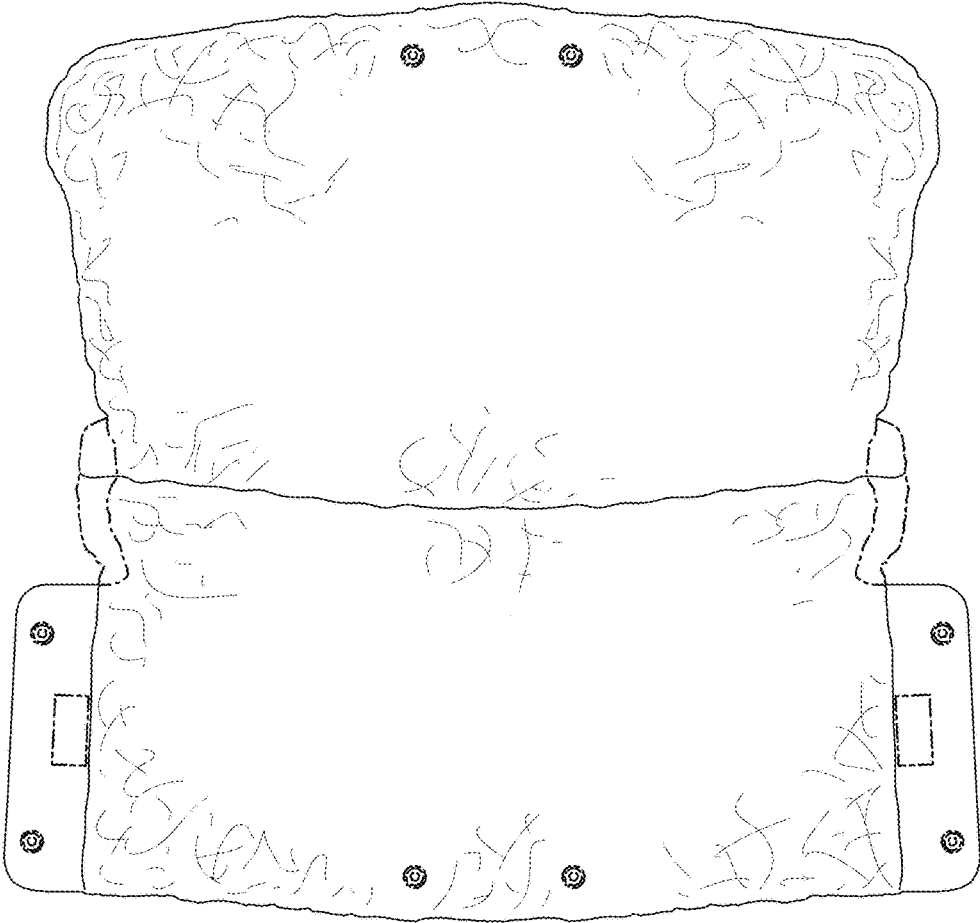


FIG. 9