



US00D504544S

(12) **United States Design Patent**  
Lee

(10) **Patent No.:** **US D504,544 S**

(45) **Date of Patent:** **\*\* Apr. 26, 2005**

(54) **INSULATING GLOVE**  
(75) Inventor: **Shek Tang Lee, Tsuen Wan (HK)**  
(73) Assignee: **Hung Sang Metal Plastic Factory Limited, Hong Kong (CN)**  
(\*\*) Term: **14 Years**

2,937,377 A \* 5/1960 Mackay et al. .... D29/118  
6,532,597 B1 \* 3/2003 Bignon et al. .... 2/161.6  
D477,690 S \* 7/2003 Howell et al. .... D29/118  
D490,189 S \* 5/2004 Bignon et al. .... D29/118

\* cited by examiner

*Primary Examiner*—Robert A. Delehanty  
(74) *Attorney, Agent, or Firm*—Harrison & Egbert

(21) Appl. No.: **29/204,628**  
(22) Filed: **Apr. 30, 2004**  
(30) **Foreign Application Priority Data**

Nov. 3, 2003 (HK) ..... 0311880

(51) **LOC (7) Cl.** ..... **02-06**  
(52) **U.S. Cl.** ..... **D29/118**  
(58) **Field of Search** ..... D2/610, 613–615,  
D2/622–623, 999; D29/113, 118, 119, 122,  
123; 2/16, 20, 158–159, 161.1, 910, 917,  
161.6; D28/63; D21/588, 598

(56) **References Cited**

**U.S. PATENT DOCUMENTS**

2,782,421 A \* 2/1957 Winson ..... 2/158

(57) **CLAIM**

I claim the ornamental design for an insulating glove, as shown and described.

**DESCRIPTION**

FIG. 1 is a top plan view of the insulating glove showing my design.

FIG. 2 is a side view thereof;

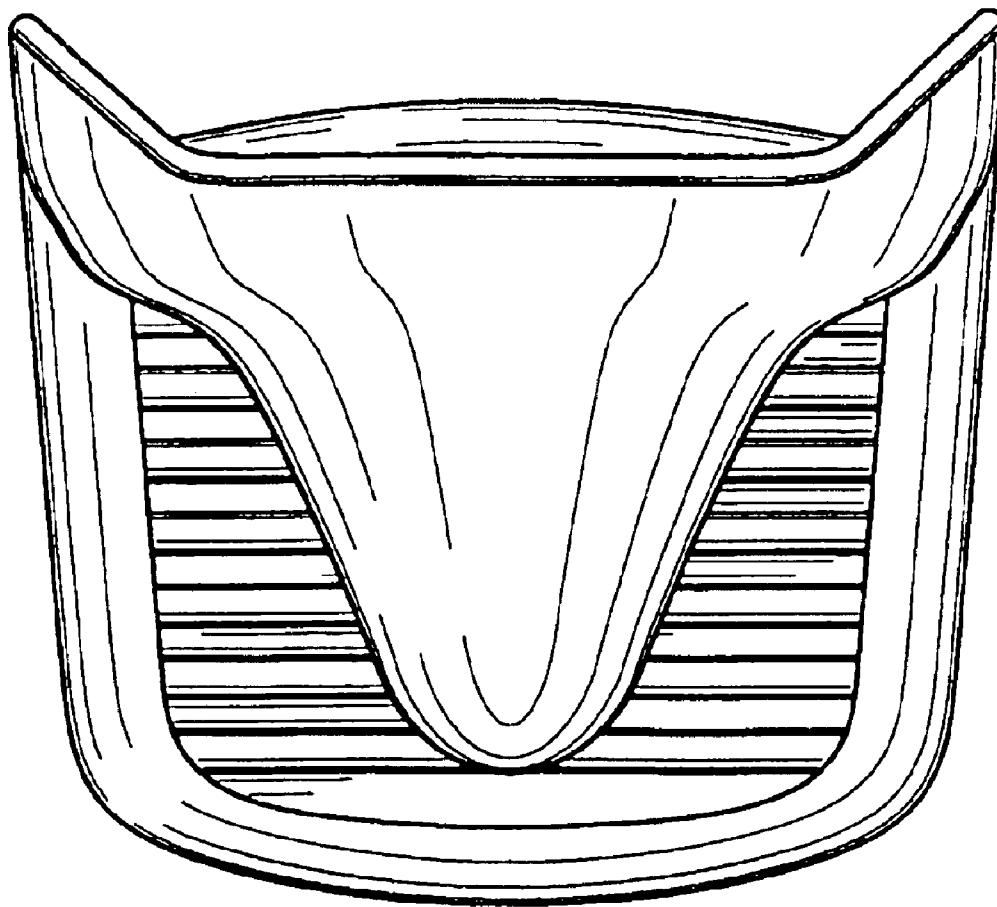
FIG. 3 is an opposite side view thereof;

FIG. 4 a back view thereof;

FIG. 5 is a front view thereof; and,

FIG. 6 is a bottom view thereof.

**1 Claim, 3 Drawing Sheets**



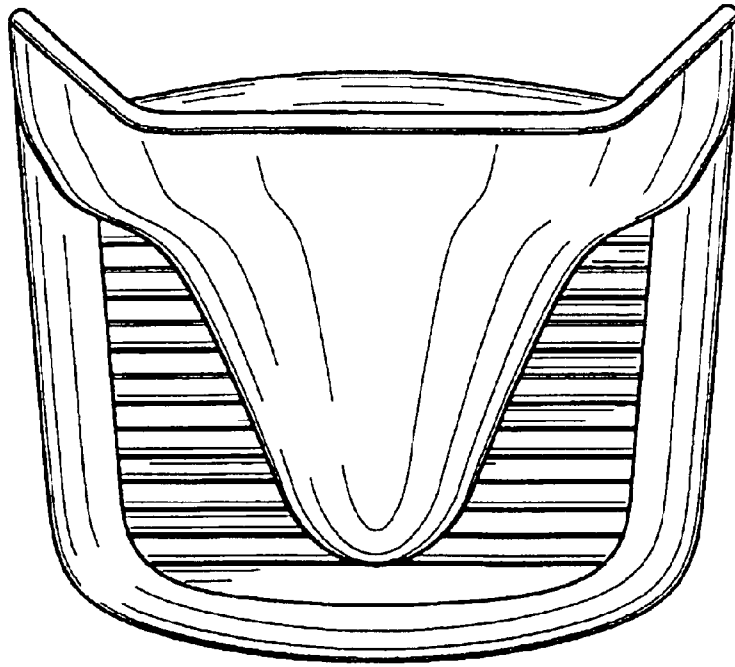


FIG. 1

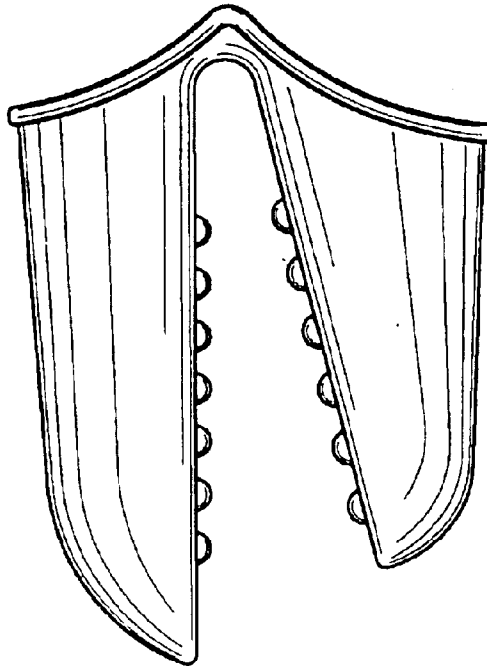


FIG. 2

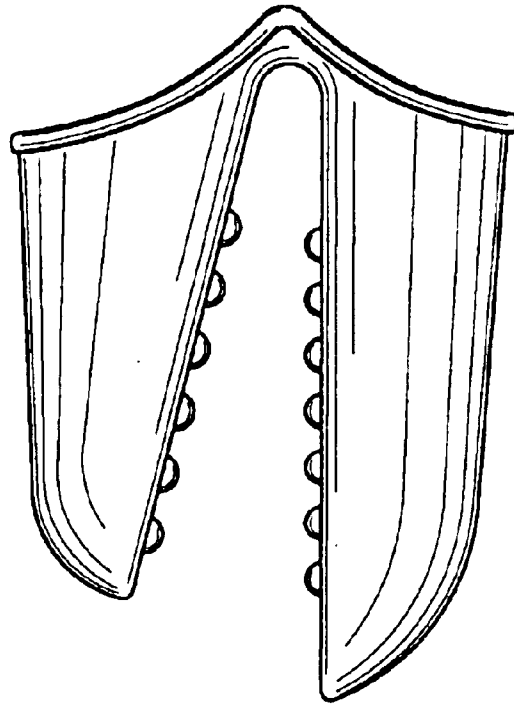


FIG. 3

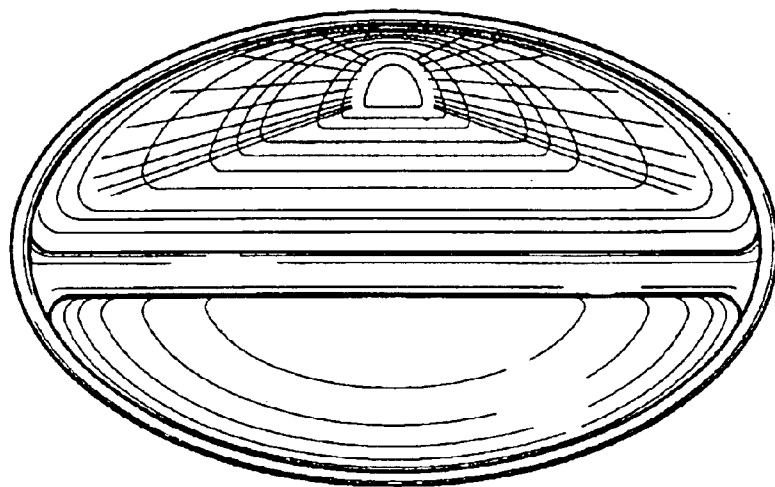


FIG. 4

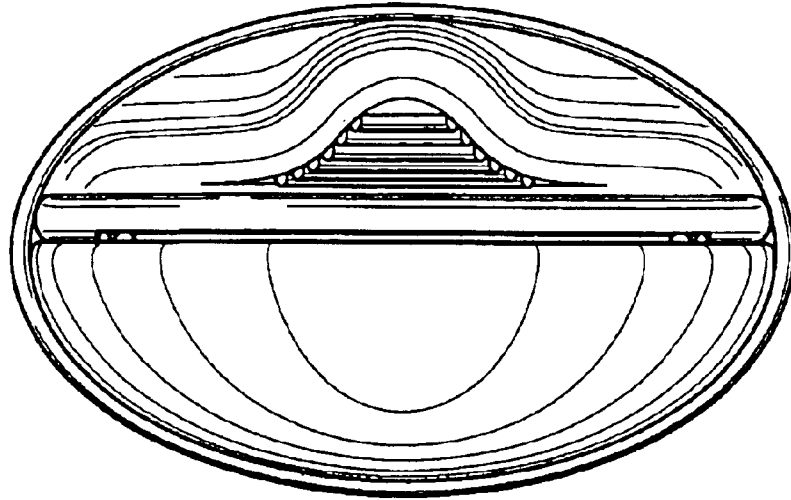


FIG. 5

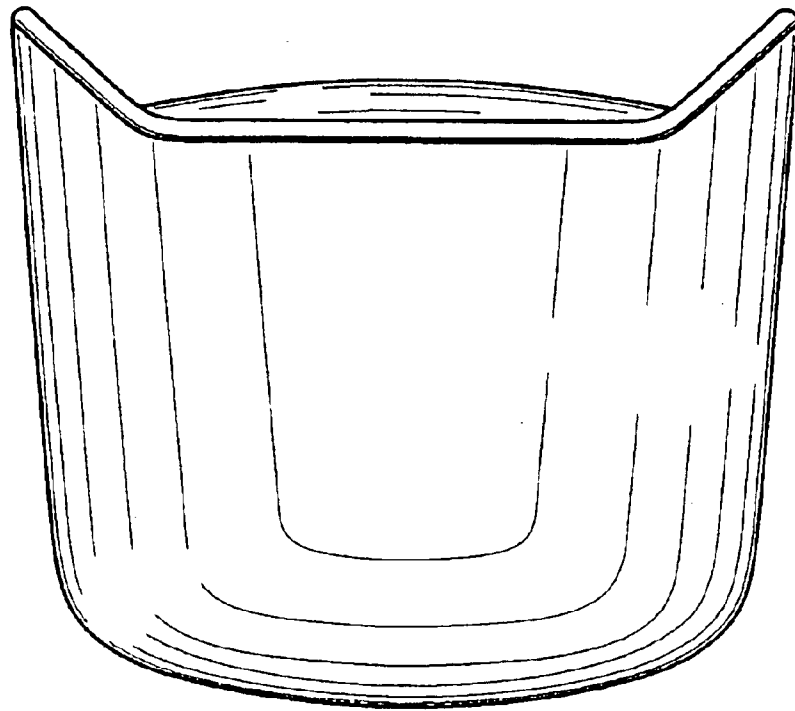


FIG. 6