


DÁIL ÉIREANN



**TORTHAÍ TOGHCHÁIN AGUS AISTRIÚ**  
**NA VÓTAÍ**

san

**OLLTOGHCHÁN (Meitheamh, 1989)**

**DON SÉU DÁIL IS FICHE**

**ELECTION RESULTS AND TRANSFER**  
**OF VOTES**

In

**GENERAL ELECTION (June, 1989)**

**FOR TWENTY-SIXTH DÁIL**

DUBLIN:  
PUBLISHED BY THE STATIONERY OFFICE

To be purchased through any Bookseller, or directly from the  
GOVERNMENT PUBLICATIONS SALE OFFICE,  
Sun Alliance House, Molesworth Street, Dublin 2.

£7.30

DAL EIREANN

TORTHAÍ TOGHCHÁIN AGUS AISTRIÚ

NA VÓTAÍ

1989

ÓIL TOGHCHÁIN (Maidmaid) 1989

DON SEÚ MAIL IS FIDHE

© Copyright Government of Ireland 1990.

ISBN 0-7076-0089-8.

GENERAL ELECTION (June 1989)

FOR TWENTY-SIX DAIL

## RÉAMHNÓTA

### PREFATORY NOTE

1. The information regarding election results and transfer of votes contained in this volume is compiled from the public notices and supplementary information supplied by returning officers. Statistics furnished by the Department of the Environment in relation to the General Election are also included.

Certain relevant provisions of the Electoral Acts, 1923 to 1989, are reproduced at the end of the volume.

2. In accordance with the Electoral Act, 1963, party affiliations are now shown on the ballot paper; and it is only such party affiliations that are shown in this volume. The following abbreviations are used:—

C.P.I. ... ..	The Communist Party of Ireland
D.S.P. ... ..	Democratic Socialist Party
F.F. ... ..	Fianna Fáil
F.G. ... ..	Fine Gael
G.P. ... ..	Green Party — Comhaontas Glas
Lab. ... ..	The Labour Party
P.D. ... ..	Progressive Democrats
S.F. ... ..	Sinn Féin
W.P. ... ..	The Workers' Party

Where a candidate was described as "Non-Party" or by an Irish equivalent on the ballot paper, he is so described in this volume.

3. An asterisk \* before the name of a candidate in the General Election results indicates that the candidate was a member of the previous Dáil.



## CLÁR

CONTENTS**GENERAL ELECTION:**

Constituencies—	Page
Carlow-Kilkenny ... ..	9
Cavan-Monaghan ... ..	10
Clare ... ..	11
Cork East ... ..	12
Cork North-Central ... ..	13
Cork North-West ... ..	14
Cork South-Central ... ..	15
Cork South-West ... ..	16
Donegal North-East ... ..	17
Donegal South-West ... ..	18
Dublin Central ... ..	19
Dublin North ... ..	20
Dublin North-Central ... ..	21
Dublin North-East ... ..	22
Dublin North-West ... ..	23
Dublin South ... ..	24
Dublin South-Central ... ..	25
Dublin South-East ... ..	26
Dublin South-West ... ..	27
Dublin West ... ..	28
Dun Laoghaire ... ..	29
Galway East ... ..	30
Galway West ... ..	31
Kerry North ... ..	32
Kerry South ... ..	33
Kildare ... ..	34
Laoighis-Offaly ... ..	35
Limerick East ... ..	36
Limerick West ... ..	37
Longford-Westmeath ... ..	38
Louth ... ..	39
Mayo East ... ..	40
Mayo West ... ..	41
Meath ... ..	42
Roscommon ... ..	43
Sligo-Leitrim ... ..	44
Tipperary North ... ..	45
Tipperary South ... ..	46
Waterford ... ..	47
Wexford ... ..	48
Wicklow ... ..	49

Alphabetical list of members, their party affiliations and constituencies ... .. 50

General Statistics ... .. 52

Statistics relating to postal voting and special voting ... .. 53

Table showing for each party or group the number of candidates nominated, the number and percentage of first preference votes obtained and the number and percentage of seats obtained. ... .. 54

**EXTRACTS FROM ELECTORAL ACTS, 1923 TO 1989:**

Deposit by candidates at Dáil Elections... ..	57
Proportional Representation Election Rules ... ..	57

**MAPS:**

Maps illustrating: (i) all constituencies and (ii) constituencies of Cork City and Dublin City and County as defined in the Electoral (Amendment) Act, 1983 ... .. *Facing end page*

9	Carlow-Kilkenny
10	Cavan-Monaghan
11	Clare
12	Cork East
13	Cork North-Central
14	Cork North-West
15	Cork South-Central
16	Cork South-West
17	Donegal North-East
18	Donegal South-West
19	Dublin Central
20	Dublin North
21	Dublin North-Central
22	Dublin North-East
23	Dublin North-West
24	Dublin South
25	Dublin South-Central
26	Dublin South-East
27	Dublin South-West
28	Dublin West
29	Dun Laoghaire
30	Galway East
31	Galway West
32	Kerry North
33	Kerry South
34	Kildare
35	Laois-Offaly
36	Limerick East
37	Limerick West
38	Limerick-Westmeath
39	Louth
40	Mayo East
41	Mayo West
42	Meath
43	Monaghan
44	Sligo-Leitrim
45	Tipperary North
46	Tipperary South
47	Wexford
48	Wick

*Facing end page*

30	Alphabetical list of members, their party affiliations and constituencies
32	General Statistics
33	Statistics relating to postal voting and special voting
34	Table showing for each party or group the number of candidates nominated, the number and percentage of first preference votes obtained and the number and percentage of seats obtained

**OLLTOGHCHÁN**

don

**SÉÚ DÁIL IS FICHE**

**AN LÁ VÓTAÍOCHTA—15 MEITHEAMH, 1989**

**GENERAL ELECTION**

for

**TWENTY-SIXTH DÁIL**

**POLLING DAY—15 JUNE, 1989**





CONSTITUENCY OF  
CARLOW-KILKENNY

TOTAL ELECTORATE ... 79,073  
 VALID POLL ... .. 54,531  
 NUMBER OF SEATS ... .. 5  
 QUOTA ... .. 9,089

NAMES OF CANDIDATES	First Count	Second Count		Third Count		Fourth Count		Fifth Count		Sixth Count		Seventh Count	
	Votes	Transfer of Quigley's Votes	Result	Transfer of Aylward's Surplus	Result	Transfer of Gibbons' Votes	Result	Transfer of Cotterell's Votes	Result	Transfer of Hogan's Surplus	Result	Transfer of Browne's Surplus	Result
*AYLWARD, LIAM (F.F.) ... ..	10,161	—	10,161	— 1,072	9,089	—	9,089	—	9,089	—	9,089	—	9,089
BROWNE, JOHN (F.G.) ... ..	6,526	+ 90	6,616	+ 26	6,642	+ 583	7,225	+ 1,274	8,499	+ 1,327	9,826	— 737	9,089
COTTERELL, ANDY (F.G.) ... ..	3,839	+ 75	3,914	+ 66	3,980	+ 490	4,470	— 4,470	—	—	—	—	—
*GIBBONS, MARTIN PATRICK (P.D.) ... ..	3,068	+ 195	3,263	+ 57	3,320	— 3,320	—	—	—	—	—	—	—
HOGAN, PHILIP (F.G.) ... ..	6,431	+ 180	6,611	+ 55	6,666	+ 1,263	7,929	+ 2,599	10,528	— 1,439	9,089	—	9,089
MILLEA, PAT (F.F.) ... ..	5,950	+ 109	6,059	+ 655	6,714	+ 368	7,082	+ 172	7,254	+ 68	7,322	+ 191	7,513
*NOLAN, M. J. (F.F.) ... ..	7,798	+ 85	7,883	+ 213	8,096	+ 211	8,307	+ 99	8,406	+ 44	8,450	+ 93	8,543
*PATTISON, SEAMUS (Lab.) ... ..	9,599	—	9,599	—	9,599	—	9,599	—	9,599	—	9,599	—	9,599
QUIGLEY, LIAM (W.P.) ... ..	1,159	— 1,159	—	—	—	—	—	—	—	—	—	—	—
NON-TRANSFERABLE PAPERS NOT EFFECTIVE ... ..	—	+ 425	425	—	425	+ 405	830	+ 326	1,156	—	1,156	+ 453	1,609
TOTAL ... ..	54,531	—	54,531	—	54,531	—	54,531	—	54,531	—	54,531	—	54,531

NAMES OF CANDIDATES ELECTED: — AYLWARD, LIAM (F.F.)  
 PATTISON, SEAMUS (Lab.)  
 HOGAN, PHILIP (F.G.)  
 BROWNE, JOHN (F.G.)  
 NOLAN, M. J. (F.F.)

CONSTITUENCY OF  
CAVAN-MONAGHAN

TOTAL ELECTORATE ... 75,712  
VALID POLL ... .. 53,107  
NUMBER OF SEATS ... .. 5  
QUOTA ... .. 8,852

NAMES OF CANDIDATES	First Count	Second Count		Third Count		Fourth Count		Fifth Count		Sixth Count		Seventh Count	
	Votes	Transfer of Wilson's Surplus	Result	Transfer of O'Hanlon's Surplus	Result	Transfer of Duffy's Votes	Result	Transfer of Matthews' Votes	Result	Transfer of Kiernan's Votes	Result	Transfer of O'Caoláin's Votes	Result
*BOYLAN, ANDREW (F.G.) ... ..	7,180	+ 52	7,232	+ 5	7,237	+ 20	7,257	+ 158	7,415	+ 185	7,600	+ 371	7,971
COTTER, BILL (F.G.)... ..	6,765	+ 5	6,770	+ 3	6,773	+ 25	6,798	+ 50	6,848	+ 233	7,081	+ 584	7,665
DUFFY, JOE ... ..	155	+ 1	156	—	156	— 156	—	—	—	—	—	—	—
KIERNAN, MARGARET MARY ... ..	1,069	+ 4	1,073	+ 2	1,075	+ 38	1,113	+ 137	1,250	— 1,250	—	—	—
*LEONARD, JIMMY (F.F.) ... ..	8,500	+ 227	8,727	+ 227	8,954	—	8,954	—	8,954	—	8,954	—	8,954
MATTHEWS, DAMIEN ... ..	705	+ 12	717	+ 4	721	+ 24	745	— 745	—	—	—	—	—
Ó CAOLÁIN, CAOIMHGHÍN (S.F.) ... ..	4,849	+ 18	4,867	+ 5	4,872	+ 13	4,885	+ 74	4,959	+ 204	5,163	— 5,163	—
*O'HANLON, RORY (F.F.) ... ..	8,663	+ 440	9,103	— 251	8,852	—	8,852	—	8,852	—	8,852	—	8,852
O'REILLY, JOE (F.G.) ... ..	5,560	+ 50	5,610	+ 5	5,615	+ 8	5,623	+ 151	5,774	+ 234	6,008	+ 508	6,516
*WILSON, JOHN P. (F.F.) ... ..	9,661	— 809	8,852	—	8,852	—	8,852	—	8,852	—	8,852	—	8,852
NON-TRANSFERABLE PAPERS NOT EFFECTIVE ... ..	—	—	—	—	—	+ 28	28	+ 175	203	+ 394	597	+ 3,700	4,297
TOTAL ... ..	53,107	—	53,107	—	53,107	—	53,107	—	53,107	—	53,107	—	53,107

NAMES OF CANDIDATES ELECTED: — WILSON, JOHN P. (F.F.)  
O'HANLON, RORY (F.F.)  
LEONARD, JIMMY (F.F.)  
BOYLAN, ANDREW (F.G.)  
COTTER, BILL (F.G.)

CONSTITUENCY OF

CLARE

TOTAL ELECTORATE ... 63,065  
 VALID POLL ... .. 44,308  
 NUMBER OF SEATS ... .. 4  
 QUOTA ... .. 8,862

NAMES OF CANDIDATES	First Count	Second Count		Third Count		Fourth Count		Fifth Count	
	Votes	Transfer of Meaney's and Moran's Votes	Result	Transfer of O'Keefe's Votes	Result	Transfer of Carey's Surplus	Result	Transfer of Loughnane's Votes	Result
*CAREY, DONAL (F.G.) ... ..	8,730	+ 110	8,840	+ 1,045	9,885	- 1,023	8,862	-	8,862
*DALY, BRENDAN (F.F.) ... ..	8,130	+ 18	8,148	+ 105	8,253	+ 26	8,279	+ 1,052	9,331
*DE VALERA, SÍLE (F.F.) ... ..	6,939	+ 37	6,976	+ 111	7,087	+ 22	7,109	+ 1,827	8,936
GUERIN, MICHAEL (F.F.) ... ..	5,129	+ 27	5,156	+ 101	5,257	+ 45	5,302	+ 1,069	6,371
LOUGHNANE, BILLY (F.F.) ... ..	4,252	+ 27	4,279	+ 171	4,450	+ 44	4,494	- 4,494	-
MEANEY, THOMAS J. (P.D.) ... ..	707	- 707	-	-	-	-	-	-	-
MORAN, NOEL (P.D.) ... ..	184	- 184	-	-	-	-	-	-	-
O'KEEFE, DAVID (P.D.) ... ..	2,853	+ 530	3,383	- 3,383	-	-	-	-	-
*TAYLOR-QUINN, MADELEINE (F.G.) ... ..	7,384	+ 109	7,493	+ 1,297	8,790	+ 757	9,547	-	9,547
NON-TRANSFERABLE PAPERS NOT EFFECTIVE ... ..	-	+ 33	33	+ 553	586	+ 129	715	+ 546	1,261
TOTAL ... ..	44,308	-	44,308	-	44,308	-	44,308	-	44,308

NAMES OF CANDIDATES ELECTED: — CAREY, DONAL (F.G.)  
 TAYLOR-QUINN, MADELEINE (F.G.)  
 DALY, BRENDAN (F.F.)  
 DE VALERA, SÍLE (F.F.)

CONSTITUENCY OF  
CORK EAST

TOTAL ELECTORATE ... 56,251  
 VALID POLL ... 40,998  
 NUMBER OF SEATS ... 4  
 QUOTA ... 8,200

NAMES OF CANDIDATES	First Count	Second Count		Third Count		Fourth Count		Fifth Count					
	Votes	Transfer of Abbey of the Holy Cross Fitzsimon's Votes	Result	Transfer of O'Keefe's Surplus	Result	Transfer of Nagle's Votes	Result	Transfer of Hobbs' Votes	Result				
ABBEY OF THE HOLY CROSS FITZSIMON, WILLIAM (Non-Party)	131	—	131	—	—	—	—	—	—				
*AHERN, MICHAEL (F.F.) ... ..	7,396	+	35	7,431	+	460	7,891	+	114	8,005	+	145	8,150
BRADFORD, PAUL (F.G.) ... ..	7,663	+	16	7,679	+	56	7,735	+	469	8,204	—	—	8,204
*HEGARTY, PADDY (F.G.) ... ..	7,068	+	12	7,080	+	16	7,096	+	264	7,360	+	348	7,708
HOBBS, TONY (Lab.) ... ..	1,377	+	15	1,392	+	2	1,394	+	75	1,469	—	1,469	—
NAGLE, TOM (P.D.) ... ..	1,098	+	2	1,100	+	9	1,109	—	1,109	—	—	—	—
*O'KEEFFE, NED (F.F.) ... ..	8,851	—	—	8,851	—	651	8,200	—	8,200	—	—	—	8,200
*SHERLOCK, JOE (W.P.) ... ..	7,414	+	11	7,425	+	108	7,533	+	124	7,657	+	790	8,447
NON-TRANSFERABLE PAPERS NOT EFFECTIVE ... ..	—	+	40	40	—	—	40	+	63	103	+	186	289
TOTAL ... ..	40,998	—	—	40,998	—	—	40,998	—	—	40,998	—	—	40,998

12

NAMES OF CANDIDATES ELECTED: — O'KEEFFE, NED (F.F.)  
 BRADFORD, PAUL (F.G.)  
 SHERLOCK, JOE (W.P.)  
 AHERN, MICHAEL (F.F.)

CORK NORTH-CENTRAL

TOTAL ELECTORATE ... 63,395  
 VALID POLL ... .. 41,247  
 NUMBER OF SEATS ... .. 5  
 QUOTA ... .. 6,875

NAMES OF CANDIDATES	First Count	Second Count		Third Count		Fourth Count		Fifth Count		Sixth Count		Seventh Count		Eighth Count		Ninth Count		
	Votes	Transfer of O'Sullivan's Surplus	Result	Transfer of Abbey of the Holy Cross Fitzsimon's, Murphy's (M. F.), Murphy's (N) and Wallace's (K) Votes	Result	Transfer of Brosnan's Votes	Result	Transfer of O'Leary's Votes	Result	Transfer of Bowes' Votes	Result	Transfer of Kelleher's Votes	Result	Transfer of Allen's Surplus	Result	Transfer of Wallace's (D) Surplus	Result	
ABBEY OF THE HOLY CROSS FITZSIMON, WILLIAM (Non-Party) ... ..	67	—	67	—	67	—	—	—	—	—	—	—	—	—	—	—	—	
*ALLEN, BERNARD (F.G.) ... ..	6,032	+ 31	6,063	+ 81	6,144	+ 63	6,207	+ 218	6,425	+ 168	6,593	+ 759	7,352	—	477	6,875	—	6,875
BOWES, MICHAEL (F.F.) ... ..	2,865	+ 3	2,868	+ 44	2,912	+ 452	3,364	+ 34	3,398	—	3,398	—	—	—	—	—	—	—
BROSNAN, TIM (F.F.) ... ..	1,310	+ 1	1,311	+ 20	1,331	—	1,331	—	—	—	—	—	—	—	—	—	—	—
*BURKE, LIAM (F.G.) ... ..	4,757	+ 12	4,769	+ 32	4,801	+ 46	4,847	+ 85	4,932	+ 124	5,056	+ 348	5,404	+ 243	5,647	+ 10	5,657	
KELLEHER, JOHN (W.P.) ... ..	3,395	+ 59	3,454	+ 268	3,722	+ 53	3,775	+ 378	4,153	+ 117	4,270	—	4,270	—	—	—	—	
*LYONS, DENIS (F.F.) ... ..	4,008	+ 4	4,012	+ 51	4,063	+ 315	4,378	+ 27	4,405	+ 1,490	5,895	+ 318	6,213	+ 36	6,249	+ 154	6,403	
MURPHY, MICHAEL F. (Non-Party) ... ..	68	+ 1	69	—	69	—	—	—	—	—	—	—	—	—	—	—	—	
MURPHY, NOEL (C.P.I.) ... ..	133	+ 1	134	—	134	—	—	—	—	—	—	—	—	—	—	—	—	
O'LEARY, CON (Non-Party) ... ..	1,180	+ 25	1,205	+ 219	1,424	+ 11	1,435	—	1,435	—	—	—	—	—	—	—	—	
O'SULLIVAN, GERRY (Lab) ... ..	7,058	—	6,875	—	6,875	—	6,875	—	6,875	—	6,875	—	6,875	—	6,875	—	6,875	
*QUILL, MÁIRÍN (P.D.) ... ..	4,203	+ 23	4,226	+ 51	4,277	+ 85	4,362	+ 221	4,583	+ 208	4,791	+ 819	5,610	+ 126	5,736	+ 12	5,748	
*WALLACE, DAN (F.F.) ... ..	5,405	+ 17	5,422	+ 82	5,504	+ 267	5,771	+ 132	5,903	+ 1,148	7,051	—	7,051	—	7,051	—	7,051	
WALLACE, KEVIN (S.F.) ... ..	766	+ 6	772	—	772	—	—	—	—	—	—	—	—	—	—	—	—	
NON-TRANSFERABLE PAPERS NOT EFFECTIVE ... ..	—	—	—	+ 194	194	+ 39	233	+ 340	573	+ 143	716	+ 2,026	2,742	+ 72	2,814	—	2,814	
TOTAL ... ..	41,247	—	41,247	—	41,247	—	41,247	—	41,247	—	41,247	—	41,247	—	41,247	—	41,247	

NAMES OF CANDIDATES ELECTED:— O'SULLIVAN, GERRY (Lab.)  
 WALLACE, DAN (F.F.)  
 ALLEN, BERNARD (F.G.)  
 LYONS, DENIS (F.F.)  
 QUILL, MÁIRÍN (P.D.)

GENERAL ELECTION — 1989

CONSTITUENCY OF  
CORK NORTH-WEST

TOTAL ELECTORATE ... 41,098  
 VALID POLL ... 32,427  
 NUMBER OF SEATS ... 3  
 QUOTA ... 8,107

NAMES OF CANDIDATES	First Count	Second Count		Third Count		Fourth Count	
	Votes	Transfer of Creed's Surplus	Result	Transfer of Crowley's Surplus	Result	Transfer of Abbey of the Holy Cross Fitzsimon's Votes	Result
ABBAY OF THE HOLY CROSS FITZSIMON, WILLIAM (Non-Party)	260	+ 166	426	+ 90	516	- 516	—
CREED, MICHAEL (F.G.) ... ..	9,059	- 952	8,107	—	8,107	—	8,107
*CROWLEY, FRANK (F.G.) ... ..	8,632	—	8,632	- 525	8,107	—	8,107
KELLY, LAURENCE (F.F.) ... ..	7,523	+ 187	7,710	+ 284	7,994	+ 101	8,095
*MOYNIHAN, DONAL (F.F.) ... ..	6,953	+ 599	7,552	+ 151	7,703	+ 86	7,789
NON-TRANSFERABLE PAPERS NOT EFFECTIVE ... ..	—	—	—	—	—	+ 329	329
TOTAL ... ..	32,427	—	32,427	—	32,427	—	32,427

NAMES OF CANDIDATES ELECTED: — CREED, MICHAEL (F.G.)  
 CROWLEY, FRANK (F.G.)  
 KELLY, LAURENCE (F.F.)

CORK SOUTH-CENTRAL

TOTAL ELECTORATE ... 78,385

VALID POLL ... .. 53,617

NUMBER OF SEATS ... .. 5

QUOTA ... .. 8,937

NAMES OF CANDIDATES	First Count		Second Count		Third Count		Fourth Count		Fifth Count		Sixth Count		Seventh Count	
	Votes	Transfer of Abbey of the Holy Cross Fitzsimon's and Coleman's Votes	Result	Transfer of Cogan's Votes	Result	Transfer of Lynch's Votes	Result	Transfer of Corr's Votes	Result	Transfer of Barry's Surplus	Result	Transfer of Wyse's Surplus	Result	
ABBEY OF THE HOLY CROSS FITZ-SIMON, WILLIAM (Non-Party) ... ..	150	- 150	-	-	-	-	-	-	-	-	-	-	-	
*BARRY, PETER (F.G.) ... ..	7,791	+ 184	7,975	+ 203	8,178	+ 182	8,360	+ 4,483	12,843	- 3,906	8,937	-	8,937	
COGAN, BARRY (F.F.) ... ..	3,652	+ 79	3,731	- 3,731	-	-	-	-	-	-	-	-	-	
COLEMAN, JOHN KEVIN (P.D.) ... ..	1,679	- 1,679	-	-	-	-	-	-	-	-	-	-	-	
*CORR, JIM (F.G.) ... ..	5,899	+ 210	6,109	+ 124	6,233	+ 188	6,421	- 6,421	-	-	-	-	-	
*DENNEHY, JOHN (F.F.) ... ..	5,586	+ 52	5,638	+ 1,496	7,134	+ 238	7,372	+ 180	7,552	+ 108	7,660	+ 357	8,017	
LYNCH, KATHLEEN (W.P.) ... ..	4,457	+ 76	4,533	+ 78	4,611	- 4,611	-	-	-	-	-	-	-	
MARTIN, MICHEÁL (F.F.) ... ..	6,564	+ 48	6,612	+ 682	7,294	+ 391	7,685	+ 232	7,917	+ 157	8,074	+ 384	8,458	
*O'KEEFE, BATT (F.F.) ... ..	6,012	+ 56	6,068	+ 686	6,754	+ 128	6,882	+ 138	7,020	+ 110	7,130	+ 258	7,388	
*O'SULLIVAN, TODDY (Lab.) ... ..	6,300	+ 93	6,393	+ 141	6,534	+ 2,558	9,092	-	9,092	-	9,092	-	9,092	
*WYSE, PEARSE (P.D.) ... ..	5,527	+ 963	6,490	+ 194	6,684	+ 487	7,171	+ 1,152	8,323	+ 3,502	11,825	- 2,888	8,937	
NON-TRANSFERABLE PAPERS NOT EFFECTIVE ... ..	-	+ 68	68	+ 127	195	+ 439	634	+ 236	870	+ 29	899	+ 1,889	2,788	
TOTAL ... ..	53,617	-	53,617	-	53,617	-	53,617	-	53,617	-	53,617	-	53,617	

NAMES OF CANDIDATES ELECTED: — O'SULLIVAN, TODDY (Lab.)  
 BARRY, PETER (F.G.)  
 WYSE, PEARSE (P.D.)  
 MARTIN, MICHEÁL (F.F.)  
 DENNEHY, JOHN (F.F.)

GENERAL ELECTION — 1989

CONSTITUENCY OF  
CORK SOUTH-WEST

TOTAL ELECTORATE ... 43,548  
 VALID POLL ... 32,403  
 NUMBER OF SEATS ... 3  
 QUOTA ... 8,101

NAMES OF CANDIDATES	First Count	Second Count	
	Votes	Transfer of Sheehan's Surplus	Result
ABBEY OF THE HOLY CROSS FITZSIMON, WILLIAM (Non-Party)	88	+ 1	89
BARRY, NEILUS (P.D.)	1,259	+ 16	1,275
O'DONOVAN, DENIS (F.F.)	6,042	+ 42	6,084
*O'KEEFFE, JIM (F.G.)	7,861	+ 362	8,223
O'NEILL, STEPHEN (Non-Party)	309	+ 3	312
*SHEEHAN, PATRICK J. (F.G.)	8,525	- 424	8,101
*WALSH, JOE (F.F.)	8,319	—	8,319
NON-TRANSFERABLE PAPERS NOT EFFECTIVE	—	—	—
TOTAL	32,403	—	32,403

NAMES OF CANDIDATES ELICITED — SHEEHAN, PATRICK J. (F.G.)  
 WALSH, JOE (F.F.)  
 O'KEEFFE, JIM (F.G.)



GENERAL ELECTION — 1989

DUBLIN CENTRAL  
 CONSTITUENCY OF  
 DONEGAL NORTH-EAST

TOTAL ELECTORATE ... 44,450  
 VALID POLL ... 27,789  
 NUMBER OF SEATS ... 3  
 QUOTA ... 6,948

NAMES OF CANDIDATES	First Count	Second Count		Third Count		Fourth Count		Fifth Count	
	Votes	Transfer of Harte's Surplus	Result	Transfer of Wilkinson's Votes	Result	Transfer of Doherty's Votes	Result	Transfer of Loughrey's Votes	Result
*BLANEY, NEIL TERENCE	6,961	—	6,961	—	6,961	—	6,961	—	6,961
*CONAGHAN, HUGH (F.F.)	5,363	+ 36	5,399	+ 48	5,447	+ 129	5,576	+ 154	5,730
DOHERTY, PATRICK (S.F.)	1,091	+ 11	1,102	+ 62	1,164	- 1,164	—	—	—
*HARTE, PADDY (F.G.)	7,506	- 558	6,948	—	6,948	—	6,948	—	6,948
LOUGHREY, JOACHIM (F.G.)	891	+ 429	1,320	+ 85	1,405	+ 69	1,474	- 1,474	—
McDAID, JIM (F.F.)	5,553	+ 70	5,623	+ 94	5,717	+ 234	5,951	+ 303	6,254
WILKINSON, ANNE	424	+ 12	436	- 436	—	—	—	—	—
NON-TRANSFERABLE PAPERS NOT EFFECTIVE	—	—	—	+ 147	147	+ 732	879	+ 1,017	1,896
TOTAL	27,789	—	27,789	—	27,789	—	27,789	—	27,789

NAMES OF CANDIDATES ELECTED: — HARTE, PADDY (F.G.)  
 BLANEY, NEIL TERENCE  
 McDAID, JIM (F.F.)

GENERAL ELECTION — 1989

CONSTITUENCY OF

DONEGAL SOUTH-WEST

TOTAL ELECTORATE ... 47,027  
 VALID POLL ... .. 28,866  
 NUMBER OF SEATS ... .. 3  
 QUOTA ... .. 7,217

NAMES OF CANDIDATES	First Count	Second Count	
	Votes	Transfer of Gallagher's Surplus	Result
*COUGHLAN, MARY THERESA (F.F.) ... ..	7,592	—	7,592
*GALLAGHER, PAT THE COPE (F.F.) ... ..	8,332	— 1,115	7,217
KENNEDY, TOM ... ..	521	+ 91	612
*McGINLEY, DINNY (F.G.) ... ..	7,160	+ 374	7,534
O'KELLY, FRANK (F.G.) ... ..	2,493	+ 80	2,573
RODGERS, SEAMUS (W.P.) ... ..	2,768	+ 570	3,338
NON-TRANSFERABLE PAPERS NOT EFFECTIVE ... ..	—	—	—
TOTAL ... ..	28,866	—	28,866

NAMES OF CANDIDATES ELECTED: — GALLAGHER, PAT THE COPE (F.F.)  
 COUGHLAN, MARY THERESA (F.F.)  
 McGINLEY, DINNY (F.G.)

CONSTITUENCY OF  
DUBLIN CENTRAL

TOTAL ELECTORATE ... 65,971  
VALID POLL ... 41,332  
NUMBER OF SEATS ... 5  
QUOTA ... 6,889

NAMES OF CANDIDATES	First Count	Second Count		Third Count		Fourth Count		Fifth Count		Sixth Count		Seventh Count		Eighth Count		Ninth Count		Tenth Count		Eleventh Count		
	Votes	Transfer of Abern's Surplus	Result	Transfer of Gregory's Surplus	Result	Transfer of Ni Dubgail Ni Deain's Votes	Result	Transfer of O'Flaherty's Votes	Result	Transfer of Burton's Votes	Result	Transfer of Harney's Votes	Result	Transfer of Connolly's Votes	Result	Transfer of Lee's Surplus	Result	Transfer of Jennings' Votes	Result	Transfer of Burke's Votes	Result	
*AHERN, BERTIE (F.F.)	13,589	-6,700	6,889	—	6,889	—	6,889	—	6,889	—	6,889	—	6,889	—	6,889	—	6,889	—	6,889	—	6,889	—
BURKE, CHRISTY (S.F.)	1,941	+ 166	2,107	+ 114	2,221	+ 3	2,224	+ 545	2,769	+ 55	2,824	+ 40	2,864	+ 119	2,983	+ 4	2,987	+ 436	3,423	-3,423	—	—
BURTON, JOAN (Lab.)	1,256	+ 149	1,405	+ 45	1,450	+ 1	1,451	+ 18	1,469	-1,469	—	—	—	—	—	—	—	—	—	—	—	—
CONNOLLY, ENDA (G.P.)	1,529	+ 211	1,740	+ 47	1,787	+ 17	1,804	+ 17	1,821	+ 107	1,928	+ 144	2,072	-2,072	—	—	—	—	—	—	—	—
COSTELLO, JOE (Lab.)	1,305	+ 115	1,420	+ 61	1,481	+ 2	1,483	+ 19	1,502	+ 755	2,257	+ 123	2,380	+ 361	2,741	+ 122	2,863	+1,303	4,166	+1,081	5,247	5,247
*FITZPATRICK, DERMOT (F.F.)	2,420	+3,201	5,621	+ 30	5,651	+ 3	5,654	+ 51	5,705	+ 72	5,777	+ 70	5,847	+ 226	6,073	+ 47	6,120	+ 135	6,255	+ 263	6,518	6,518
*GREGORY, TONY	7,451	—	7,451	- 562	6,889	—	6,889	—	6,889	—	6,889	—	6,889	—	6,889	—	6,889	—	6,889	—	6,889	—
HARNEY, GERALDINE (P.D.)	1,418	+ 152	1,570	+ 35	1,605	+ 3	1,608	+ 8	1,616	+ 79	1,695	-1,695	—	—	—	—	—	—	—	—	—	—
JENNINGS, MIKE (W.P.)	1,827	+ 126	1,953	+ 92	2,045	+ 5	2,050	+ 42	2,092	+ 164	2,256	+ 75	2,331	+ 407	2,738	+ 63	2,801	-2,801	—	—	—	—
LEE, PAT (F.G.)	5,296	+ 306	5,602	+ 55	5,657	+ 7	5,664	+ 5	5,669	+ 96	5,765	+1,027	6,792	+ 438	7,230	- 341	6,889	—	6,889	—	6,889	—
NI DUBGAILL NI DCINN, MÁIRE MÁIRÉAD (Non-Party)	41	+ 9	50	+ 7	57	- 53	—	—	—	—	—	—	—	—	—	—	—	—	—	—	—	—
O'FLAHERTY, TONY (S.F.)	729	+ 53	782	+ 17	799	+ 3	802	- 802	—	—	—	—	—	—	—	—	—	—	—	—	—	—
*STAFFORD, JOHN (F.F.)	2,530	+2,212	4,742	+ 63	4,805	+ 2	4,807	+ 27	4,834	+ 59	4,893	+ 86	4,979	+ 172	5,151	+ 41	5,192	+ 194	5,386	+ 348	5,734	5,734
NON-TRANSFERABLE PAPERS NOT EFFECTIVE	—	—	—	—	—	+ 7	7	+ 70	77	+ 82	159	+ 130	289	+ 349	638	+ 64	702	+ 733	1,435	+1,731	3,166	3,166
TOTAL	41,332	—	41,332	—	41,332	—	41,332	—	41,332	—	41,332	—	41,332	—	41,332	—	41,332	—	41,332	—	41,332	—

NAMES OF CANDIDATES ELECTED — AHERN, BERTIE (F.F.)  
GREGORY, TONY  
LEE, PAT (F.G.)  
FITZPATRICK, DERMOT (F.F.)  
STAFFORD, JOHN (F.F.)

CONSTITUENCY OF

DUBLIN NORTH

TOTAL ELECTORATE ... 50,765  
 VALID POLL ... .. 33,817  
 NUMBER OF SEATS ... .. 3  
 QUOTA ... .. 8,455

NAMES OF CANDIDATES	First Count		Second Count		Third Count		Fourth Count		Fifth Count		Sixth Count	
	Votes	Transfer of Gaul's Votes	Result	Transfer of Gilbride's Votes	Result	Transfer of Sargent's Votes	Result	Transfer of Burke's Surplus	Result	Transfer of Boland's Votes	Result	
*BOLAND, JOHN (F.G.) ...	4,071	+ 248	4,319	+ 195	4,514	+ 455	4,969	+ 8	4,977	- 4,977	-	
*BURKE, RAPHAEL P. (F.F.)	8,623	-	8,623	-	8,623	-	8,623	- 168	8,455	-	8,455	
GAUL, VINCENT GERARD (P.D.) ... ..	1,011	- 1,011	-	-	-	-	-	-	-	-	-	
GILBRIDE, SEÁN (F.F.)	2,182	+ 25	2,207	- 2,207	-	-	-	-	-	-	-	
OWEN, NORA (F.G.) ... ..	3,987	+ 429	4,416	+ 58	4,474	+ 570	5,044	+ 7	5,051	+ 3,751	8,802	
RYAN, SEÁN (Lab.) ... ..	6,076	+ 126	6,202	+ 158	6,360	+ 1,263	7,623	+ 16	7,639	+ 551	8,190	
SARGENT, TREVOR (G.P.)	2,953	+ 119	3,072	+ 155	3,227	- 3,227	-	-	-	-	-	
*WRIGHT, G.V. (F.F.) ... ..	4,914	+ 40	4,954	+ 1,591	6,545	+ 570	7,115	+ 137	7,252	+ 296	7,548	
NON-TRANSFERABLE PAPERS NOT EFFECTIVE	-	+ 24	24	+ 50	74	+ 369	443	-	443	+ 379	822	
TOTAL ... ..	33,817	-	33,817	-	33,817	-	33,817	-	33,817	-	33,817	

NAMES OF CANDIDATES ELECTED: **BURKE, RAPHAEL P. (F.F.)**  
**OWEN, NORA (F.G.)**  
**RYAN, SEÁN (Lab.)**

CONSTITUENCY OF  
DUBLIN NORTH-CENTRAL

TOTAL ELECTORATE ... 55,827  
 VALID POLL ... 38,274  
 NUMBER OF SEATS ... 4  
 QUOTA ... 7,655

NAMES OF CANDIDATES	First Count		Second Count		Third Count		Fourth Count		Fifth Count		Sixth Count		Seventh Count		Eighth Count		Ninth Count	
	Votes	Transfer of Haughey's Surplus	Result	Transfer of Donnelly's Votes	Result	Transfer of Denning's Votes	Result	Transfer of O'Mahony's Votes	Result	Transfer of McDowell's Votes	Result	Transfer of Loftus' Votes	Result	Transfer of Dooney's Votes	Result	Transfer of O'Halloran's Votes	Result	
*BIRMINGHAM, GEORGE (F.G.)	4,631	+ 28	4,659	+ 15	4,674	+ 3	4,677	+ 211	4,888	+ 52	4,940	+ 285	5,225	+ 131	5,356	+ 784	6,140	
*BRADY, VINCENT (F.F.)	5,320	+ 796	6,116	+ 3	6,119	+ 11	6,130	+ 26	6,156	+ 25	6,181	+ 237	6,418	+ 198	6,616	+ 342	6,958	
*BRUTON, RICHARD (F.G.)	5,323	+ 51	5,374	+ 11	5,385	+ 9	5,394	+ 220	5,614	+ 69	5,683	+ 293	5,976	+ 305	6,281	+ 1,423	7,704	
CALLELY, IVOR (F.F.)	5,340	+ 496	5,836	+ 5	5,841	+ 5	5,846	+ 27	5,873	+ 36	5,909	+ 217	6,126	+ 224	6,350	+ 547	6,897	
DENNING, TOM (Non-Party)	191	+ 2	193	+ 32	225	- 225	—	—	—	—	—	—	—	—	—	—	—	
DONNELLY, DON (Non-Party)	141	+ 1	142	- 142	—	—	—	—	—	—	—	—	—	—	—	—	—	
DOONEY, TRIONA (W.P.)	2,595	+ 19	2,614	+ 21	2,635	+ 36	2,671	+ 46	2,717	+ 182	2,899	+ 269	3,168	- 3,168	—	—	—	
*HAUGHEY, CHARLES J. (F.F.)	9,105	- 1,450	7,655	—	7,655	—	7,655	—	7,655	—	7,655	—	7,655	—	7,655	—	7,655	
LOFTUS, DUBLIN BAY (Non-Party)	1,612	+ 21	1,633	+ 19	1,652	+ 100	1,752	+ 75	1,827	+ 51	1,878	- 1,878	—	—	—	—	—	
McDOWELL, DEREK (Lab.)	1,398	+ 12	1,410	+ 21	1,431	+ 17	1,448	+ 26	1,474	- 1,474	—	—	—	—	—	—	—	
O'HALLORAN, MICHAEL (Lab.)	1,928	+ 20	1,948	+ 4	1,952	+ 10	1,962	+ 39	2,001	+ 1,027	3,028	+ 307	3,335	+ 1,801	5,136	- 5,136	—	
O'MAHONY, UNA (P.D.)	690	+ 4	694	+ 4	698	+ 4	702	- 702	—	—	—	—	—	—	—	—	—	
NON-TRANSFERABLE PAPERS NOT EFFECTIVE	—	—	—	+ 7	7	+ 30	37	+ 32	69	+ 32	101	+ 270	371	+ 509	880	+ 2,040	2,920	
TOTAL	38,274	—	38,274	—	38,274	—	38,274	—	38,274	—	38,274	—	38,274	—	38,274	—	38,274	

NAMES OF CANDIDATES ELECTED: HAUGHEY, CHARLES J. (F.F.)  
 BRUTON, RICHARD (F.G.)  
 BRADY, VINCENT (F.F.)  
 CALLELY, IVOR (F.F.)

CONSTITUENCY OF  
DUBLIN NORTH-EAST

TOTAL ELECTORATE ... 53,043  
VALID POLL ... .. 35,216  
NUMBER OF SEATS ... .. 4  
QUOTA ... .. 7,044

NAMES OF CANDIDATES	First Count		Second Count		Third Count		Fourth Count		Fifth Count		Sixth Count		Seventh Count		Eighth Count		Ninth Count	
	Votes	Transfer of Healy's Votes	Result	Transfer of Mulligan's Votes	Result	Transfer of Broughan's Votes	Result	Transfer of Peers' Votes	Result	Transfer of Mullarney's Votes	Result	Transfer of Kenny's Votes	Result	Transfer of McCartan's Surplus	Result	Transfer of Manning's Votes	Result	
BROUGHAN, TOMMY (Lab.) ...	755	+ 23	778	+ 16	794	- 794	-	-	-	-	-	-	-	-	-	-	-	-
*COSGRAVE, MICHAEL JOE (F.G.) ...	3,965	+ 11	3,976	+ 20	3,996	+ 60	4,056	+ 221	4,277	+ 175	4,452	+ 327	4,779	+ 284	5,063	+ 3,060	8,123	
*FITZGERALD, LIAM JOSEPH (F.F.) ...	5,775	+ 24	5,799	+ 29	5,828	+ 36	5,864	+ 29	5,893	+ 112	6,005	+ 271	6,276	+ 136	6,412	+ 127	6,539	
HAUGHEY, SEÁN (F.F.) ...	4,567	+ 10	4,577	+ 19	4,596	+ 40	4,636	+ 18	4,654	+ 75	4,729	+ 130	4,859	+ 59	4,918	+ 66	4,984	
HEALY, PADDY ...	394	- 394	-	-	-	-	-	-	-	-	-	-	-	-	-	-	-	-
KENNY, SEÁN (Lab.) ...	2,111	+ 40	2,151	+ 76	2,227	+ 445	2,672	+ 39	2,711	+ 229	2,940	- 2,940	-	-	-	-	-	-
MANNING, MAURICE (F.G.) ...	2,743	+ 9	2,752	+ 24	2,776	+ 17	2,793	+ 319	3,112	+ 199	3,311	+ 209	3,520	+ 188	3,708	- 3,708	-	-
*McCARTAN, PAT (W.P.) ...	5,968	+ 64	6,032	+ 131	6,163	+ 128	6,291	+ 89	6,380	+ 494	6,874	+ 1,421	8,295	- 1,251	7,044	-	-	7,044
MULLARNEY, MÁIRE (G.P.) ...	1,332	+ 89	1,421	+ 156	1,577	+ 25	1,602	+ 61	1,663	- 1,663	-	-	-	-	-	-	-	-
MULLIGAN, ANGELA (Non-Party) ...	505	+ 55	560	- 560	-	-	-	-	-	-	-	-	-	-	-	-	-	-
PEERS, NOEL (P.D.) ...	817	+ 4	821	+ 21	842	+ 8	850	- 850	-	-	-	-	-	-	-	-	-	-
*WOODS, MICHAEL (F.F.) ...	6,284	+ 30	6,314	+ 41	6,355	+ 16	6,371	+ 57	6,428	+ 143	6,571	+ 225	6,796	+ 159	6,955	+ 195	7,150	
NON-TRANSFERABLE PAPERS NOT EFFECTIVE ... ..	-	+ 35	35	+ 27	62	+ 19	81	+ 17	98	+ 236	334	+ 357	691	+ 425	1,116	+ 260	1,376	
TOTAL ... ..	35,216	-	35,216	-	35,216	-	35,216	-	35,216	-	35,216	-	35,216	-	35,216	-	35,216	

NAMES OF CANDIDATES ELECTED: — McCARTAN, PAT (W.P.)  
COSGRAVE, MICHAEL JOE (F.G.)  
WOODS, MICHAEL (F.F.)  
FITZGERALD, LIAM JOSEPH (F.F.)

CONSTITUENCY OF  
DUBLIN NORTH-WEST

TOTAL ELECTORATE ... 48,492  
 VALID POLL ... 29,926  
 NUMBER OF SEATS ... 4  
 QUOTA ... 5,986

NAMES OF CANDIDATES	First Count	Second Count		Third Count		Fourth Count		Fifth Count		Sixth Count		Seventh Count		Eighth Count		Ninth Count	
	Votes	Transfer of De Rossa's Surplus	Result	Transfer of Doolan's Votes	Result	Transfer of Byrne's Votes	Result	Transfer of Farrell's Votes	Result	Transfer of Fleming's Votes	Result	Transfer of Larkin's Votes	Result	Transfer of O'Neill's Votes	Result	Transfer of Tunney's Surplus	Result
*BARRETT, MICHAEL (F.F.)	5,277	+ 113	5,390	+ 10	5,400	+ 146	5,546	+ 47	5,593	+ 70	5,663	+ 185	5,848	+ 137	5,985	+ 52	6,037
BYRNE, JOAN (Non-Party)	897	+ 78	975	+ 27	1,002	- 1,002	—	—	—	—	—	—	—	—	—	—	—
*DE ROSSA, PROINSIAS (W.P.)	7,976	- 1,990	5,986	—	5,986	—	5,986	—	5,986	—	5,986	—	5,986	—	5,986	—	5,986
DOOLAN, GERARD (Non-Party)	130	+ 22	152	- 152	—	—	—	—	—	—	—	—	—	—	—	—	—
FARRELL, TOM (F.G.)	1,334	+ 51	1,385	+ 11	1,396	+ 58	1,454	- 1,454	—	—	—	—	—	—	—	—	—
*FLAHERTY, MARY (F.G.)	3,100	+ 157	3,257	+ 9	3,266	+ 85	3,351	+ 1,177	4,528	+ 56	4,584	+ 260	4,844	+ 217	5,061	+ 19	5,080
FLEMING, HARRY (S.F.)	1,255	+ 107	1,362	+ 10	1,372	+ 113	1,485	+ 17	1,502	- 1,502	—	—	—	—	—	—	—
LARKIN, ALISON MICHELLE (G.P.)	1,327	+ 129	1,456	+ 20	1,476	+ 135	1,611	+ 51	1,662	+ 341	2,003	- 2003	—	—	—	—	—
O'NEILL, LUCIA (W.P.)	853	+ 949	1,802	+ 42	1,844	+ 169	2,013	+ 27	2,040	+ 265	2,305	+ 506	2,811	- 2,811	—	—	—
TORMEY, BILL (Lab.)	2,462	+ 244	2,706	+ 20	2,726	+ 164	2,890	+ 68	2,958	+ 244	3,202	+ 454	3,656	+ 1,324	4,980	+ 46	5,026
*TUNNEY, JIM (F.F.)	5,315	+ 140	5,455	—	5,455	+ 47	5,502	+ 30	5,532	+ 160	5,692	+ 189	5,881	+ 222	6,103	- 117	5,986
NON-TRANSFERABLE PAPERS NOT EFFECTIVE	—	—	—	+ 3	3	+ 85	88	+ 37	125	+ 366	491	+ 409	900	+ 911	1,811	—	1,811
TOTAL	29,926	—	29,926	—	29,926	—	29,926	—	29,926	—	29,926	—	29,926	—	29,926	—	29,926

NAMES OF CANDIDATES ELECTED: — DE ROSSA, PROINSIAS (W.P.)  
 TUNNEY, JIM (F.F.)  
 BARRETT, MICHAEL (F.F.)  
 FLAHERTY, MARY (F.G.)

CONSTITUENCY OF  
DUBLIN SOUTH

TOTAL ELECTORATE ... 82,936  
 VALID POLL ... .. 54,162  
 NUMBER OF SEATS ... .. 5  
 QUOTA ... .. 9,028

NAMES OF CANDIDATES	First Count		Second Count		Third Count		Fourth Count		Fifth Count		Sixth Count		Seventh Count		Eighth Count	
	Votes	Transfer of Brennan's Surplus	Result	Transfer of Kitt's Surplus	Result	Transfer of O'Liatháin's Votes	Result	Transfer of Mitchell's Votes	Result	Transfer of Ormonde's Votes	Result	Transfer of Shatter's Surplus	Result	Transfer of Fitzgerald's Votes	Result	
*BRENNAN, SEAMUS (F.F.)	13,927	- 4,899	9,028	-	9,028	-	9,028	-	9,028	-	9,028	-	9,028	-	9,028	-
*COLLEY, ANNE (P.D.)	4,607	+ 207	4,814	+ 32	4,846	+ 60	4,906	+ 286	5,192	+ 528	5,720	+ 56	5,776	+ 941	6,717	
FENNEL, NUALA (F.G.)	4,983	+ 105	5,088	+ 17	5,105	+ 48	5,153	+ 1,187	6,340	+ 439	6,779	+ 266	7,045	+ 1,292	8,337	
FITZGERALD, EITHNE (Lab.)	4,134	+ 99	4,233	+ 25	4,258	+ 669	4,927	+ 99	5,026	+ 435	5,461	+ 17	5,478	- 5,478	-	
GARLAND, ROGER (G.P.)	4,771	+ 129	4,900	+ 39	4,939	+ 433	5,372	+ 79	5,451	+ 1,034	6,485	+ 15	6,500	+ 2,332	8,832	
*KITT, TOM (F.F.)	7,217	+ 3,452	10,669	- 1,641	9,028	-	9,028	-	9,028	-	9,028	-	9,028	-	9,028	
MITCHELL, OLIVIA (F.G.)	2,786	+ 36	2,822	+ 12	2,834	+ 26	2,860	- 2,860	-	-	-	-	-	-	-	
O'LIATHAIN, EAMONN (W.P.)	1,440	+ 22	1,462	+ 11	1,473	- 1,473	-	-	-	-	-	-	-	-	-	
ORMONDE, ANN (F.F.)	2,328	+ 675	3,003	+ 1,443	4,446	+ 72	4,518	+ 63	4,581	- 4,581	-	-	-	-	-	
*SHATTER, ALAN (F.G.)	7,969	+ 174	8,143	+ 62	8,205	+ 70	8,275	+ 1,107	9,382	-	9,382	- 354	9,028	-	9,028	
NON-TRANSFERABLE PAPERS NOT EFFECTIVE	-	-	-	-	-	+ 95	95	+ 39	134	+ 2,145	2,279	-	2,279	+ 913	3,192	
TOTAL	54,162	-	54,162	-	54,162	-	54,162	-	54,162	-	54,162	-	54,162	-	54,162	

NAMES OF CANDIDATES ELECTED: — BRENNAN, SEAMUS (F.F.)  
 KITT, TOM (F.F.)  
 SHATTER, ALAN (F.G.)  
 GARLAND, ROGER (G.P.)  
 FENNEL, NUALA (F.G.)



DUBLIN SOUTH-CENTRAL

TOTAL ELECTORATE ... 72,389  
 VALID POLL ... 45,092  
 NUMBER OF SEATS ... 5  
 QUOTA ... 7,516

NAMES OF CANDIDATES	First Count		Second Count		Third Count		Fourth Count		Fifth Count		Sixth Count		Seventh Count		Eighth Count		Ninth Count	
	Votes	Transfer of Mitchell's Surplus	Result	Transfer of O'Connell's Surplus	Result	Transfer of Foley's Votes	Result	Transfer of O'Muireagáin's Votes	Result	Transfer of McBrien's Votes	Result	Transfer of Murray's Votes	Result	Transfer of Bowers' Votes	Result	Transfer of Upton's Votes	Result	
BOWERS, MARY (G.P.)	2,264	+ 8	2,272	+ 3	2,275	+ 45	2,320	+ 277	2,597	+ 94	2,691	+ 65	2,756	- 2,756	—	—	—	—
*BRISCOE, BEN (F.F.)	6,037	+ 18	6,055	+ 87	6,142	+ 7	6,149	+ 71	6,220	+ 62	6,282	+ 44	6,326	+ 331	6,657	+ 393	7,050	7,588
BYRNE, ERIC (W.P.)	6,849	+ 29	6,878	+ 9	6,887	+ 16	6,903	+ 358	7,261	+ 87	7,348	+ 240	7,588	—	7,588	—	7,588	—
FOLEY, MICHAEL JOHN	122	—	122	—	122	- 122	—	—	—	—	—	—	—	—	—	—	—	—
McBRIEN, RONNIE (P.D.)	1,314	+ 24	1,338	+ 2	1,340	+ 8	1,348	+ 13	1,361	+ 1,361	—	—	—	—	—	—	—	—
*MITCHELL, GAY (F.G.)	7,905	- 389	7,516	—	7,516	—	7,516	—	7,516	—	7,516	—	7,516	—	7,516	—	7,516	—
*MOONEY, MARY (F.F.)	4,081	+ 17	4,098	+ 76	4,174	+ 9	4,183	+ 118	4,301	+ 77	4,378	+ 42	4,420	+ 322	4,742	+ 493	5,235	—
MURRAY, PAT (Lab.)	1,557	+ 13	1,570	+ 2	1,572	+ 11	1,583	+ 81	1,664	+ 60	1,724	- 1,724	—	—	—	—	—	—
*O'BRIEN, FERGUS (F.G.)	4,108	+ 266	4,374	+ 7	4,381	+ 8	4,389	+ 51	4,440	+ 829	5,269	+ 106	5,375	+ 488	5,863	+ 1,548	7,411	—
O'CONNELL, JOHN (F.F.)	7,707	—	7,707	- 191	7,516	—	7,516	—	7,516	—	7,516	—	7,516	—	7,516	—	7,516	—
O'MUIREAGÁIN, MICHEÁL (S.F.)	1,241	+ 2	1,243	+ 2	1,245	+ 8	1,253	- 1,253	—	—	—	—	—	—	—	—	—	—
UPTON, PAT (Lab.)	1,907	+ 12	1,919	+ 3	1,922	+ 5	1,927	+ 107	2,034	+ 92	2,126	+ 1,163	3,289	+ 1,038	4,327	- 4,327	—	—
NON-TRANSFERABLE PAPERS NOT EFFECTIVE	—	—	—	—	—	—	—	+ 177	182	+ 60	242	+ 64	306	+ 577	883	+ 1,893	2,776	—
TOTAL	45,092	—	45,092	—	45,092	—	45,092	—	45,092	—	45,092	—	45,092	—	45,092	—	45,092	—

NAMES OF CANDIDATES ELECTED: — MITCHELL, GAY (F.G.)  
 O'CONNELL, JOHN (F.F.)  
 BYRNE, ERIC (W.P.)  
 O'BRIEN, FERGUS (F.G.)  
 BRISCOE, BEN (F.F.)

CONSTITUENCY OF  
DUBLIN SOUTH-EAST

TOTAL ELECTORATE ... 58,063  
 VALID POLL ... 32,897  
 NUMBER OF SEATS ... 4  
 QUOTA ... 6,580

NAMES OF CANDIDATES	First Count		Second Count		Third Count		Fourth Count		Fifth Count		Sixth Count		Seventh Count		Eighth Count		Ninth Count	
	Votes	Transfer of McDonnell's Votes	Result	Transfer of Walsh's Votes	Result	Transfer of Crilly's Votes	Result	Transfer of Hanafin's Votes	Result	Transfer of Brady's Surplus	Result	Transfer of McDowell's Votes	Result	Transfer of Gormley's Votes	Result	Transfer of Quinn's Surplus	Result	
*BRADY, GERARD (F.F.)	5,959	+ 5	5,964	+ 5	5,969	+ 77	6,046	+ 1,027	7,073	- 493	6,580	-	6,580	-	6,580	-	6,580	
CRILLY, TOM (W.P.)	1,816	+ 9	1,825	+ 18	1,843	- 1,843	-	-	-	-	-	-	-	-	-	-	-	
DOYLE, JOE (F.G.)	5,235	+ 9	5,244	+ 13	5,257	+ 130	5,387	+ 46	5,433	+ 7	5,440	+ 981	6,421	+ 525	6,946	-	6,946	
*FITZGERALD, GARRET (F.G.)	3,865	+ 15	3,880	+ 12	3,892	+ 77	3,969	+ 80	4,049	+ 11	4,060	+ 1,152	5,212	+ 726	5,938	+ 385	6,323	
GORMLEY, JOHN (G.P.)	3,329	+ 5	3,334	+ 143	3,477	+ 461	3,938	+ 62	4,000	+ 12	4,012	+ 244	4,256	- 4,256	-	-	-	
HANAFIN, MARY (F.F.)	2,226	+ 1	2,227	+ 4	2,231	+ 48	2,279	- 2,279	-	-	-	-	-	-	-	-	-	
McDONNELL, PATRICK J. (Non-Party)	81	- 81	-	-	-	-	-	-	-	-	-	-	-	-	-	-	-	
*McDOWELL, MICHAEL (P.D.)	2,853	+ 10	2,863	+ 12	2,875	+ 73	2,948	+ 40	2,988	+ 7	2,995	- 2,995	-	-	-	-	-	
*QUINN, RUAIRI (Lab.)	4,014	+ 7	4,021	+ 39	4,060	+ 724	4,784	+ 106	4,890	+ 15	4,905	+ 365	5,270	+ 1,826	7,096	- 516	6,580	
RYAN, EOIN (F.F.)	3,265	+ 4	3,269	+ 13	3,282	+ 92	3,374	+ 875	4,249	+ 441	4,690	+ 139	4,829	+ 519	5,348	+ 131	5,479	
WALSH, TONIE (Non-Party)	254	+ 12	266	- 266	-	-	-	-	-	-	-	-	-	-	-	-	-	
NON-TRANSFERABLE PAPERS NOT EFFECTIVE	-	+ 4	4	+ 7	11	+ 161	172	+ 43	215	-	215	+ 114	329	+ 660	989	-	989	
TOTAL	32,897	-	32,897	-	32,897	-	32,897	-	32,897	-	32,897	-	32,897	-	32,897	-	32,897	

NAMES OF CANDIDATES ELECTED: — BRADY, GERARD (F.F.)  
 QUINN, RUAIRI (Lab.)  
 DOYLE, JOE (F.G.)  
 FITZGERALD GARRET (F.G.)

CONSTITUENCY OF  
DUBLIN SOUTH-WEST

TOTAL ELECTORATE ... 64,995  
VALID POLL ... .. 39,013  
NUMBER OF SEATS ... .. 4  
QUOTA ... .. 7,803

NAMES OF CANDIDATES	First Count		Second Count		Third Count		Fourth Count		Fifth Count		Sixth Count		Seventh Count	
	Votes	Transfer of Taylor's Surplus	Result	Transfer of Plummer's Votes	Result	Transfer of Crowe's Votes	Result	Transfer of Leonard's Votes	Result	Transfer of Delaney's Votes	Result	Transfer of McMahon's Votes	Result	
CROWE, SEÁN (S.F.) ... ..	1,018	+ 24	1,042	+ 8	1,050	- 1,050	—	—	—	—	—	—	—	
DELANEY, CONOR BERNARD (G.P.)	1,259	+ 46	1,305	+ 19	1,324	+ 267	1,591	+ 50	1,641	- 1,641	—	—	—	
*FLOOD, CHRIS (F.F.) ... ..	7,346	+ 78	7,424	+ 3	7,427	+ 129	7,556	+ 28	7,584	+ 277	7,861	—	7,861	
*HARNEY, MARY (P.D.) ... ..	4,323	+ 126	4,449	+ 11	4,460	+ 36	4,496	+ 240	4,736	+ 478	5,214	+ 2,351	7,565	
LEONARD, CLARE (F.G.) ... ..	1,049	+ 22	1,071	+ 1	1,072	+ 12	1,084	- 1,084	—	—	—	—	—	
McMAHON, LARRY (F.G.) ... ..	2,297	+ 76	2,373	+ 2	2,375	+ 18	2,393	+ 717	3,110	+ 227	3,337	- 3,337	—	
PLUMMER, ALAN (Non-Party) ... ..	84	+ 6	90	- 90	—	—	—	—	—	—	—	—	—	
RABBITTE, PAT (W.P.) ... ..	7,166	+ 373	7,539	+ 29	7,568	+ 340	7,908	—	7,908	—	7,908	—	7,908	
*TAYLOR, MERVYN (Lab.) ... ..	8,734	- 931	7,803	—	7,803	—	7,803	—	7,803	—	7,803	—	7,803	
*WALSH, SEÁN (F.F.) ... ..	5,737	+ 180	5,917	+ 4	5,921	+ 116	6,037	+ 17	6,054	+ 170	6,224	+ 374	6,598	
NON-TRANSFERABLE PAPERS NOT EFFECTIVE ... ..	—	—	—	+ 13	13	+ 132	145	+ 32	177	+ 489	666	+ 612	1,278	
TOTAL ... ..	39,013	—	39,013	—	39,013	—	39,013	—	39,013	—	39,013	—	39,013	

NAMES OF CANDIDATES ELECTED: — TAYLOR, MERVYN (Lab.)  
RABBITTE, PAT (W.P.)  
FLOOD, CHRIS (F.F.)  
HARNEY, MARY (P.D.)

DUBLIN WEST

TOTAL ELECTORATE 77,766

VALID POLL 48,026

NUMBER OF SEATS 5

QUOTA 8,005

NAMES OF CANDIDATES	First Count	Second Count		Third Count		Fourth Count		Fifth Count		Sixth Count		Seventh Count		Eighth Count		Ninth Count		Tenth Count		Eleventh Count		Twelfth Count		
	Votes	Transfer of Lenihan's Surplus	Result	Transfer of Montgomery's Votes	Result	Transfer of MacGiolla's Surplus	Result	Transfer of Quinn's Votes	Result	Transfer of Conaghan's Votes	Result	Transfer of McCann's Votes	Result	Transfer of O'Connor's Votes	Result	Transfer of O'Malley's Votes	Result	Transfer of Tully's Votes	Result	Transfer of Mitchell's Surplus	Result	Transfer of Currie's Surplus	Result	
BENNETT, OLGA (F.F.)	3,924	+1,316	5,240	+ 5	5,245	+ 10	5,255	+ 21	5,276	+ 57	5,333	+ 81	5,414	+ 264	5,678	+ 157	5,835	+ 366	6,201	+ 45	6,246	+ 150	6,396	—
CONAGHAN, MICHAEL (D.S.P.)	668	+ 8	676	+ 27	703	+ 13	716	+ 19	735	+ 735	—	—	—	—	—	—	—	—	—	—	—	—	—	—
CURRIE, AUSTIN (F.G.)	4,886	+ 114	5,000	+ 6	5,006	+ 12	5,018	+ 5	5,023	+ 32	5,055	+ 43	5,098	+ 319	5,417	+1,044	6,461	+1,440	7,901	+ 574	8,475	+ 470	8,005	—
LAWLOR, LIAM (F.F.)	4,144	+1,360	5,504	+ 10	5,514	+ 14	5,528	+ 16	5,544	+ 29	5,573	+ 89	5,662	+ 151	5,813	+ 164	5,977	+ 371	6,348	+ 42	6,390	+ 79	6,469	—
LENIHAN, BRIAN (F.F.)	11,109	-3,104	8,005	—	8,005	—	8,005	—	8,005	—	8,005	—	8,005	—	8,005	—	8,005	—	8,005	—	8,005	—	8,005	—
MacGIOLLA, TOMÁS (W.P.)	8,218	—	8,218	—	8,218	- 213	8,005	—	8,005	—	8,005	—	8,005	—	8,005	—	8,005	—	8,005	—	8,005	—	8,005	—
McCANN, JOHN DAVID (S.F.)	853	+ 14	867	+ 22	889	+ 16	905	+ 396	1,301	+ 63	1,364	-1,364	—	—	—	—	—	—	—	—	—	—	—	—
MITCHELL, JIM (F.G.)	6,920	+ 147	7,067	+ 17	7,084	+ 34	7,118	+ 127	7,145	+ 161	7,306	+ 105	7,411	+ 221	7,632	+1,034	8,666	—	8,666	- 661	8,005	—	8,005	—
MONTGOMERY, JOHN (C.P.I.)	209	+ 2	211	- 211	—	—	—	—	—	—	—	—	—	—	—	—	—	—	—	—	—	—	—	—
O'CONNOR, BRIDIN (G.P.)	1,915	+ 50	1,965	+ 38	2,003	+ 28	2,031	+ 39	2,070	+ 112	2,182	+ 302	2,484	-2,484	—	—	—	—	—	—	—	—	—	—
O'MALLEY, PAT (P.D.)	2,572	+ 56	2,628	+ 6	2,634	+ 13	2,647	+ 5	2,652	+ 42	2,694	+ 40	2,734	+ 271	3,005	-3,005	—	—	—	—	—	—	—	—
QUINN, URSULA (S.F.)	545	+ 8	553	+ 40	593	+ 10	603	+ 603	—	—	—	—	—	—	—	—	—	—	—	—	—	—	—	—
TUFFY, EAMON (Lab.)	2,063	+ 29	2,092	+ 34	2,126	+ 63	2,189	+ 31	2,220	+ 150	2,370	+ 197	2,567	+ 793	3,360	+ 347	3,707	-3,707	—	—	—	—	—	—
NON-TRANSFERABLE PAPERS NOT EFFECTIVE	—	—	—	+ 6	6	—	6	+ 44	50	+ 89	139	+ 507	646	+ 465	1,111	+ 259	1,370	+1,530	2,900	—	2,900	+ 241	3,141	—
TOTAL	48,026	—	48,026	—	48,026	—	48,026	—	48,026	—	48,026	—	48,026	—	48,026	—	48,026	—	48,026	—	48,026	—	48,026	—

NAMES OF CANDIDATES ELECTED: — LENIHAN, BRIAN (F.F.)  
 MacGIOLLA, TOMÁS (W.P.)  
 MITCHELL, JIM (F.G.)  
 CURRIE, AUSTIN (F.G.)  
 LAWLOR, LIAM (F.F.)

DUN LAOGHAIRE

TOTAL ELECTORATE ... 81,169

VALID POLL ... 52,443

NUMBER OF SEATS ... 5

QUOTA ... 8,741

NAMES OF CANDIDATES	First Count		Second Count		Third Count		Fourth Count		Fifth Count		Sixth Count		Seventh Count		Eighth Count		Ninth Count		Tenth Count		Eleventh Count		
	Votes	Transfer of Andrews' Surplus	Result	Transfer of McGoldrick's Votes	Result	Transfer of Fitzpatrick's Votes	Result	Transfer of Dillon-Byrne's Votes	Result	Transfer of O'Mahony's Votes	Result	Transfer of Griffin's Votes	Result	Transfer of Gilmore's Surplus	Result	Transfer of Coffey's Votes	Result	Transfer of Cosgrave's Votes	Result	Transfer of Barrett's Surplus	Result		
*ANDREWS, DAVID (F.F.) ...	9,980	- 1,239	8,741	-	8,741	-	8,741	-	8,741	-	8,741	-	8,741	-	8,741	-	8,741	-	8,741	-	8,741	-	8,741
*BARNES, MONICA (F.G.) ...	4,786	+ 31	4,817	+ 8	4,825	+ 4	4,829	+ 85	4,914	+ 248	5,162	+ 501	5,663	+ 176	5,839	+ 195	6,034	+ 1,600	7,634	+ 1,872	9,506		
*BARRETT, SEÁN (F.G.) ...	6,940	+ 50	6,990	+ 3	6,993	+ 29	7,022	+ 48	7,070	+ 212	7,282	+ 232	7,514	+ 70	7,584	+ 166	7,750	+ 3,252	11,002	- 2,261	8,741		
COFFEY, BETTY (F.F.) ...	3,330	+ 664	3,994	+ 4	3,998	+ 92	4,090	+ 31	4,121	+ 93	4,214	+ 255	4,469	+ 53	4,522	- 4,522	-	-	-	-	-	-	
COSGRAVE, LIAM T. (F.G.) ...	5,448	+ 24	5,472	+ 10	5,482	+ 29	5,511	+ 39	5,550	+ 130	5,680	+ 154	5,834	+ 76	5,910	+ 111	6,021	- 6,021	-	-	-	-	
DILLON-BYRNE, JANE (Lab.) ...	1,226	+ 8	1,234	+ 3	1,237	+ 41	1,278	- 1,278	-	-	-	-	-	-	-	-	-	-	-	-	-	-	
FITZPATRICK, KEVIN BARRY (S.F.) ...	940	+ 8	948	+ 3	951	- 951	-	-	-	-	-	-	-	-	-	-	-	-	-	-	-	-	
GILMORE, EAMON (W.P.) ...	6,729	+ 40	6,769	+ 8	6,777	+ 364	7,141	+ 207	7,348	+ 1,069	8,417	+ 962	9,379	- 638	8,741	-	8,741	-	8,741	-	8,741	-	
GRIFFIN, PATRICIA JOAN (G.P.) ...	2,686	+ 14	2,700	+ 39	2,739	+ 172	2,911	+ 106	3,017	+ 281	3,298	- 3,298	-	-	-	-	-	-	-	-	-	-	
HILLERY, BRIAN (F.F.) ...	3,797	+ 366	4,163	+ 8	4,171	+ 43	4,214	+ 17	4,231	+ 60	4,291	+ 217	4,508	+ 40	4,548	+ 3,531	8,079	+ 258	8,337	+ 60	8,397		
*KENNEDY, GERALDINE (P.D.) ...	4,710	+ 25	4,735	+ 8	4,743	+ 12	4,755	+ 66	4,821	+ 229	5,050	+ 610	5,660	+ 201	5,861	+ 188	6,049	+ 580	6,629	+ 329	6,958		
McGOLDRICK, ANN (Non-Party) ...	110	-	110	- 110	-	-	-	-	-	-	-	-	-	-	-	-	-	-	-	-	-	-	
O'MAHONY, FLOR (Lab.) ...	1,761	+ 9	1,770	+ 9	1,779	+ 36	1,815	+ 659	2,474	- 2,474	-	-	-	-	-	-	-	-	-	-	-	-	
NON-TRANSFERABLE PAPERS NOT EFFECTIVE ...	-	-	-	+ 7	7	+ 129	136	+ 20	156	+ 152	308	+ 367	675	+ 22	697	+ 331	1,028	+ 331	1,359	-	1,359		
TOTAL ...	52,443	-	52,443	-	52,443	-	52,443	-	52,443	-	52,443	-	52,443	-	52,443	-	52,443	-	52,443	-	52,443	-	

NAMES OF CANDIDATES ELECTED: — ANDREWS, DAVID (F.F.)  
 GILMORE, EAMON (W.P.)  
 BARRETT, SEÁN (F.G.)  
 BARNES, MONICA (F.G.)  
 HILLERY, BRIAN (F.F.)

CONSTITUENCY OF

GALWAY EAST

TOTAL ELECTORATE ... 42,016  
 VALID POLL ... .. 29,129  
 NUMBER OF SEATS ... .. 3  
 QUOTA ... .. 7,283

NAMES OF CANDIDATES	First Count	Second Count		Third Count		Fourth Count	
	Votes	Transfer of O'Ceallaigh's Votes	Result	Transfer of Connaughton's Surplus	Result	Transfer of Kitt's Surplus	Result
*CONNAUGHTON, PAUL (F.G.)	8,593	—	8,593	— 1,310	7,283	—	7,283
FINNEGAN, PATRICK (F.F.)	2,721	+ 58	2,779	+ 132	2,911	+ 75	2,986
FINNERTY, MICHAEL (F.G.)	2,800	+ 112	2,912	+ 1,029	3,941	+ 19	3,960
*KITT, MICHAEL P. (F.F.)	7,573	—	7,573	—	7,573	— 290	7,283
O'CEALLAIGH, PADRAIG	412	— 412	—	—	—	—	—
*TREACY, NOEL (F.F.)	7,030	+ 98	7,128	+ 149	7,277	+ 196	7,473
NON-TRANSFERABLE PAPERS NOT EFFECTIVE	—	+ 144	144	—	144	—	144
TOTAL	29,129		29,129		29,129		29,129

NAMES OF CANDIDATES ELECTED: — CONNAUGHTON, PAUL (F.G.)  
 KITT, MICHAEL P. (F.F.)  
 TREACY, NOEL (F.F.)

CONSTITUENCY OF

GALWAY WEST

TOTAL ELECTORATE ... 77,178

VALID POLL ... 49,339

NUMBER OF SEATS ... 5

QUOTA ... 8,224

NAMES OF CANDIDATES	First Count		Second Count		Third Count		Fourth Count		Fifth Count		Sixth Count		Seventh Count	
	Votes	Transfer of Molloy's Surplus	Result	Transfer of O'Connor's and Shanley's Votes	Result	Transfer of Brick's Votes	Result	Transfer of Higgins' Surplus	Result	Transfer of Ó Cúiv's Votes	Result	Transfer of Fahey's Surplus	Result	
BRICK, JIMMY (W.P.) ...	1,555	+ 30	1,585	+ 38	1,623	- 1,623	—	—	—	—	—	—	—	
COOGAN, FINTAN (F.G.) ...	5,297	+ 204	5,501	+ 18	5,519	+ 204	5,723	+ 352	6,075	+ 253	6,328	+ 229	6,557	
*FAHEY, FRANK (F.F.) ...	8,010	+ 44	8,054	+ 7	8,061	+ 68	8,129	+ 48	8,177	+ 2,152	10,329	- 2,105	8,224	
*GEOGHEGAN-QUINN, MÁIRE (F.F.) ...	5,902	+ 39	5,941	+ 8	5,949	+ 47	5,996	+ 47	6,043	+ 2,272	8,315	—	8,315	
*HIGGINS, MICHAEL DANIEL (Lab.) ...	7,727	+ 181	7,908	+ 67	7,975	+ 1,155	9,130	- 906	8,224	—	8,224	—	8,224	
McCORMACK, PÁDRAIC (F.G.) ...	5,987	+ 131	6,118	+ 12	6,130	+ 49	6,179	+ 152	6,331	+ 380	6,711	+ 211	6,922	
*MOLLOY, BOBBY (P.D.) ...	8,917	- 693	8,224	—	8,224	—	8,224	—	8,224	—	8,224	—	8,224	
O'CONNOR, PAUL OLLIE ...	84	+ 3	87	- 87	—	—	—	—	—	—	—	—	—	
Ó CUIV, ÉAMON (F.F.) ...	5,733	+ 59	5,792	+ 25	5,817	+ 36	5,853	+ 63	5,916	- 5,916	—	—	—	
SHANLEY, DERMOT (Non-Party) ...	127	+ 2	129	- 129	—	—	—	—	—	—	—	—	—	
NON-TRANSFERABLE PAPERS NOT EFFECTIVE ...	—	—	—	+ 41	41	+ 64	105	+ 244	349	+ 859	1,208	+ 1,665	2,873	
TOTAL ...	49,339	—	49,339	—	49,339	—	49,339	—	49,339	—	49,339	—	49,339	

NAMES OF CANDIDATES ELECTED: — MOLLOY, BOBBY (P.D.)  
 HIGGINS, MICHAEL DANIEL (Lab.)  
 FAHEY, FRANK (F.F.)  
 GEOGHEGAN-QUINN, MÁIRE (F.F.)  
 McCORMACK, PÁDRAIC (F.G.)

CONSTITUENCY OF

KERRY NORTH

<b>TOTAL ELECTORATE ...</b>		<b>46,715</b>		
<b>VALID POLL ... ..</b>		<b>34,087</b>		
<b>NUMBER OF SEATS ... ..</b>		<b>3</b>		
<b>QUOTA ... ..</b>		<b>8,522</b>		
NAMES OF CANDIDATES	First Count	Second Count		Third Count
	Votes	Transfer of Spring's Surplus	Result	Transfer of O'Sullivan's Votes Result
*DEENIHAN, JIMMY (F.G.) ... ..	8,692	-	8,692	8,692
*FOLEY, DENIS (F.F.) ... ..	5,880	+ 889	6,769	8,047
McELLISTRIM, TOM (F.F.) ... ..	6,756	+ 472	7,228	8,402
O'SULLIVAN, NED (F.F.) ... ..	2,641	+ 235	2,876	-
*SPRING, DICK (LAB.) ... ..	10,118	- 1,596	8,522	8,522
NON-TRANSFERABLE PAPERS NOT EFFECTIVE ... ..	-	-	-	+ 424
<b>TOTAL ... ..</b>	<b>34,087</b>	<b>-</b>	<b>34,087</b>	<b>34,087</b>

NAMES OF CANDIDATES ELECTED: — SPRING, DICK (LAB.)  
 DEENIHAN, JIMMY (F.G.)  
 McELLISTRIM, TOM (F.F.)



CONSTITUENCY OF  
KERRY SOUTH

TOTAL ELECTORATE ... 43,159  
 VALID POLL ... 31,318  
 NUMBER OF SEATS ... 3  
 QUOTA ... 7,830

NAMES OF CANDIDATES	First Count		Second Count		Third Count		Fourth Count		Fifth Count	
	Votes	Transfer of Hyland's Votes	Result	Transfer of Kelly's Votes	Result	Transfer of O'Leary's Surplus	Result	Transfer of O'Donoghue's Surplus	Result	
*BEGLEY, MICHAEL (F.G.)	6,477	+ 26	6,503	+ 600	7,103	+ 123	7,226	+ 186	7,412	
HYLAND, BARBARA (Non-Party)	202	- 202	—	—	—	—	—	—	—	
KELLY, JOHN (P.D.)	1,458	+ 36	1,494	- 1,494	—	—	—	—	—	
MOYNIHAN, MICHAEL (Lab.)	6,408	+ 60	6,468	+ 657	7,125	+ 445	7,570	+ 359	7,929	
*O'DONOGHUE, JOHN (F.F.)	8,375	—	8,375	—	8,375	—	8,375	- 545	7,830	
*O'LEARY, JOHN (F.F.)	8,398	—	8,398	—	8,398	- 568	7,830	—	7,830	
NON-TRANSFERABLE PAPERS NOT EFFECTIVE	—	+ 80	80	+ 237	317	—	317	—	317	
TOTAL	31,318	—	31,318	—	31,318	—	31,318	—	31,318	

NAMES OF CANDIDATES ELECTED: — O'LEARY, JOHN (F.F.)  
 O'DONOGHUE, JOHN (F.F.)  
 MOYNIHAN, MICHAEL (Lab.)

KILDARE

TOTAL ELECTORATE ... 78,724

VALID POLL ... .. 50,921

NUMBER OF SEATS ... .. 5

QUOTA ... .. 8,487

NAMES OF CANDIDATES	First Count		Second Count		Third Count		Fourth Count		Fifth Count		Sixth Count		Seventh Count		Eighth Count		Ninth Count	
	Votes	Transfer of Dukes' Surplus	Result	Transfer of McCreevy's Surplus	Result	Transfer of Stagg's Surplus	Result	Transfer of English's Votes	Result	Transfer of Murphy's Votes	Result	Transfer of Conway's Votes	Result	Transfer of Durkan's Surplus	Result	Transfer of Tiernan's Votes	Result	
CONWAY, TIMMY (P.D.)	2,126	+ 53	2,179	+ 11	2,190	+ 24	2,214	+ 202	2,416	+ 173	2,589	- 2,589	—	—	—	—	—	—
*DUKES, ALAN (F.G.)	9,182	- 695	8,487	—	8,487	—	8,487	—	8,487	—	8,487	—	8,487	—	8,487	—	—	8,487
*DURKAN, BERNARD (F.G.)	6,676	+ 560	7,236	+ 25	7,261	+ 67	7,328	+ 331	7,659	+ 448	8,107	+ 1,597	9,704	- 1,217	8,487	—	—	8,487
ENGLISH, SEÁN (G.P.)	1,462	+ 17	1,479	+ 6	1,485	+ 22	1,507	- 1,507	—	—	—	—	—	—	—	—	—	—
*McCREEVY, CHARLIE (F.F.)	8,977	—	8,977	- 490	8,487	—	8,487	—	8,487	—	8,487	—	8,487	—	8,487	—	—	8,487
MURPHY, CATHERINE (W.P.)	1,520	+ 11	1,531	+ 8	1,539	+ 93	1,632	+ 304	1,936	- 1,936	—	—	—	—	—	—	—	—
Ó FEARGHÁIL, SEÁN (F.F.)	3,603	+ 18	3,621	+ 195	3,816	+ 17	3,833	+ 137	3,970	+ 115	4,085	+ 102	4,187	+ 200	4,387	+ 869	5,256	
POWER, SEÁN (F.F.)	5,918	+ 24	5,942	+ 241	6,183	+ 38	6,221	+ 180	6,401	+ 158	6,559	+ 232	6,791	+ 186	6,977	+ 693	7,670	
*STAGG, EMMET (Lab.)	8,767	—	8,767	—	8,767	- 280	8,487	—	8,487	—	8,487	—	8,487	—	8,487	—	—	8,487
TIERNAN, CAROL (Non-Party)	2,690	+ 12	2,702	+ 4	2,706	+ 19	2,725	+ 186	2,911	+ 507	3,418	+ 170	3,588	+ 369	3,957	- 3,957	—	—
NON-TRANSFERABLE PAPERS NOT EFFECTIVE	—	—	—	—	—	—	—	+ 167	167	+ 535	702	+ 488	1,190	+ 462	1,652	+ 2,395	4,047	—
TOTAL	50,921	—	50,921	—	50,921	—	50,921	—	50,921	—	50,921	—	50,921	—	50,921	—	50,921	—

NAMES OF CANDIDATES ELECTED: — DUKES, ALAN (F.G.)  
 McCREEVY, CHARLIE (F.F.)  
 STAGG, EMMET (Lab.)  
 DURKAN, BERNARD (F.G.)  
 POWER, SEÁN (F.F.)

GENERAL ELECTION — 1989

CONSTITUENCY OF  
LAOIGHIS-OFFALY

TOTAL ELECTORATE ... 75,120  
VALID POLL ... 52,374  
NUMBER OF SEATS ... 5  
QUOTA ... 8,730

NAMES OF CANDIDATES	First Count	Second Count		Third Count		Fourth Count		Fifth Count		Sixth Count		Seventh Count	
	Votes	Transfer of McCormack's Votes	Result	Transfer of McKeigue's Votes	Result	Transfer of Gallagher's Votes	Result	Transfer of Dunne's Votes	Result	Transfer of Hyland's Surplus	Result	Transfer of Cowen's Surplus	Result
*CONNOLLY, GER (F.F.) ...	7,936	+ 10	7,946	+ 99	8,045	+ 427	8,472	+ 600	9,072	—	9,072	—	9,072
*COWEN, BRIAN (F.F.) ...	7,103	+ 4	7,107	+ 103	7,210	+ 387	7,597	+ 532	8,129	+ 2,106	10,235	- 1,505	8,730
DUNNE, JOE (F.F.) ...	4,970	+ 92	5,062	+ 9	5,071	+ 126	5,197	- 5,197	—	—	—	—	—
*ENRIGHT, THOMAS W. (F.G.) ...	6,627	+ 29	6,656	+ 520	7,176	+ 548	7,724	+ 228	7,952	+ 104	8,056	+ 215	8,271
*FLANAGAN, CHARLES (F.G.) ...	7,142	+ 40	7,182	+ 682	7,864	+ 612	8,476	+ 481	8,957	—	8,957	—	8,957
GALLAGHER, PAT (Lab.) ...	3,030	+ 56	3,086	+ 607	3,693	- 3,693	—	—	—	—	—	—	—
HONAN, CATHY (P.D.) ...	4,411	+ 49	4,460	+ 233	4,693	+ 820	5,513	+ 296	5,809	+ 150	5,959	+ 161	6,120
*HYLAND, LIAM (F.F.) ...	8,443	+ 30	8,473	+ 30	8,503	+ 133	8,636	+ 2,798	11,434	- 2,704	8,730	—	8,730
McCORMACK, JOSEPH (Non-Party) ...	394	- 394	—	—	—	—	—	—	—	—	—	—	—
McKEIGUE, TOMMY (F.G.) ...	2,318	+ 20	2,338	- 2,338	—	—	—	—	—	—	—	—	—
NON-TRANSFERABLE PAPERS NOT EFFECTIVE ...	—	+ 64	64	+ 55	119	+ 640	759	+ 262	1,021	+ 344	1,365	+ 1,129	2,494
TOTAL ...	52,374	—	52,374	—	52,374	—	52,374	—	52,374	—	52,374	—	52,374

NAMES OF CANDIDATES ELECTED: — HYLAND, LIAM (F.F.)  
CONNOLLY, GER (F.F.)  
FLANAGAN, CHARLES (F.G.)  
COWEN, BRIAN (F.F.)  
ENRIGHT, THOMAS W. (F.G.)

CONSTITUENCY OF  
LIMERICK EAST

TOTAL ELECTORATE ... 66,471  
 VALID POLL ... .. 46,341  
 NUMBER OF SEATS ... .. 5  
 QUOTA ... .. 7,724

NAMES OF CANDIDATES	First Count		Second Count		Third Count		Fourth Count		Fifth Count		Sixth Count		Seventh Count		Eighth Count	
	Votes	Transfer of O'Dea's Surplus	Result	Transfer of Kemmy's Surplus	Result	Transfer of Leddin's Votes	Result	Transfer of O'Malley's Surplus	Result	Transfer of Bromell's Votes	Result	Transfer of Jackman's Votes	Result	Transfer of Noonan's Surplus	Result	
BROMELL, TONY (F.F.) ... ..	2,298	+ 531	2,829	+ 97	2,926	+ 84	3,010	+ 15	3,025	- 3,025	—	—	—	—	—	
*CLOHESSY, PEADAR (P.D.) ... ..	4,233	+ 187	4,420	+ 349	4,769	+ 278	5,047	+ 460	5,507	+ 202	5,709	+ 557	6,266	+ 1,251	7,517	
JACKMAN, MARY (F.G.) ... ..	2,715	+ 79	2,794	+ 135	2,929	+ 193	3,122	+ 46	3,168	+ 141	3,309	- 3,309	—	—	—	
*KEMMY, JIM (D.S.P.) ... ..	9,168	—	9,168	- 1,444	7,724	—	7,724	—	7,724	—	7,724	—	7,724	—	7,724	
LEDDIN, DECLAN (Lab.) ... ..	1,006	+ 49	1,055	+ 446	1,501	- 1,501	—	—	—	—	—	—	—	—	—	
*NOONAN, MICHAEL (F.G.) ... ..	5,805	+ 131	5,936	+ 350	6,286	+ 304	6,590	+ 124	6,714	+ 223	6,937	+ 2,187	9,124	- 1,400	7,724	
*O'DEA, WILLIE (F.F.) ... ..	9,658	- 1,934	7,724	—	7,724	—	7,724	—	7,724	—	7,724	—	7,724	—	7,724	
*O'MALLEY, DESMOND J. (P.D.) ... ..	8,385	—	8,385	—	8,385	—	8,385	- 661	7,724	—	7,724	—	7,724	—	7,724	
WADE, EDDIE (F.F.) ... ..	3,073	+ 957	4,030	+ 67	4,097	+ 82	4,179	+ 16	4,195	+ 2,045	6,240	+ 156	6,396	+ 149	6,545	
NON-TRANSFERABLE PAPERS NOT EFFECTIVE ... ..	—	—	—	—	—	+ 560	560	—	560	+ 414	974	+ 409	1,383	—	1,383	
TOTAL ... ..	46,341	—	46,341	—	46,341	—	46,341	—	46,341	—	46,341	—	46,341	—	46,341	

NAMES OF CANDIDATES ELECTED: — O'DEA, WILLIE (F.F.)  
 KEMMY, JIM (D.S.P.)  
 O'MALLEY, DESMOND J. (P.D.)  
 NOONAN, MICHAEL (F.G.)  
 CLOHESSY, PEADAR (P.D.)

GENERAL ELECTION — 1989

CONSTITUENCY OF  
LIMERICK WEST

TOTAL ELECTORATE ... 43,690  
 VALID POLL ... .. 31,411  
 NUMBER OF SEATS ... .. 3  
 QUOTA ... .. 7,853

NAMES OF CANDIDATES	First Count	Second Count	
	Votes	Transfer of Collins' Surplus	Result
*COLLINS, GERARD (F.F.) ... ..	12,476	- 4,623	7,853
FINUCANE, MICHAEL (F.G.) ... ..	8,484	-	8,484
LISTON, SEÁN (P.D.) ... ..	3,960	+ 594	4,554
*NOONAN, MICHAEL J. (F.F.) ... ..	6,491	+ 4,029	10,520
NON-TRANSFERABLE PAPERS NOT EFFECTIVE ... ..	-	-	-
TOTAL ... ..	31,411	-	31,411

NAMES OF CANDIDATES ELECTED: — COLLINS, GERARD (F.F.)  
 FINUCANE, MICHAEL (F.G.)  
 NOONAN, MICHAEL J. (F.F.)

CONSTITUENCY OF

LONGFORD-WESTMEATH

TOTAL ELECTORATE ... 60,786  
 VALID POLL ... 42,295  
 NUMBER OF SEATS ... 4  
 QUOTA ... 8,460

NAMES OF CANDIDATES	First Count	Second Count		Third Count		Fourth Count		Fifth Count		Sixth Count	
	Votes	Transfer of Reynolds' Surplus	Result	Transfer of O'Brien's and Whelan's Votes	Result	Transfer of Kiernan's Votes	Result	Transfer of McFadden's Votes	Result	Transfer of O'Rourke's Surplus	Result
*ABBOTT, HENRY (F.F.) ...	6,733	+ 158	6,891	+ 94	6,985	+ 334	7,319	+ 83	7,402	+ 106	7,508
BELTON, LOUIS J. (F.G.) ...	6,515	+ 87	6,602	+ 119	6,721	+ 432	7,153	+ 1,451	8,604	—	8,604
KIERNAN, JUNE (Non-Party) ...	3,207	+ 13	3,220	+ 156	3,376	- 3,376	—	—	—	—	—
McFADDEN, BRENDAN (F.G.) ...	4,047	+ 4	4,051	+ 121	4,172	+ 599	4,771	- 4,771	—	—	—
McGRATH, PAUL (F.G.) ...	4,690	+ 6	4,696	+ 268	4,964	+ 569	5,533	+ 2,069	7,602	+ 163	7,765
O'BRIEN, HUGH (Non-Party) ...	161	+ 2	163	- 163	—	—	—	—	—	—	—
*O'ROURKE, MARY (F.F.) ...	7,154	+ 320	7,474	+ 62	7,536	+ 452	7,988	+ 741	8,729	- 269	8,460
*REYNOLDS, ALBERT (F.F.) ...	9,055	- 595	8,460	—	8,460	—	8,460	—	8,460	—	8,460
WHELAN, PAT (P.D.) ...	733	+ 5	738	- 738	—	—	—	—	—	—	—
NON-TRANSFERABLE PAPERS NOT EFFECTIVE ...	—	—	—	+ 81	81	+ 990	1,071	+ 427	1,498	—	1,498
TOTAL ...	42,295	—	42,295	—	42,295	—	42,295	—	42,295	—	42,295

NAMES OF CANDIDATES ELECTED: — REYNOLDS, ALBERT (F.F.)  
 O'ROURKE MARY (F.F.)  
 BELTON, LOUIS J. (F.G.)  
 McGRATH, PAUL (F.G.)

CONSTITUENCY OF

LOUTH

TOTAL ELECTORATE ... 63,151  
 VALID POLL ... 43,612  
 NUMBER OF SEATS ... 4  
 QUOTA ... 8,723

NAMES OF CANDIDATES	First Count	Second Count		Third Count		Fourth Count		Fifth Count		Sixth Count		Seventh Count	
	Votes	Transfer of Brunigan's and Smith's Votes	Result	Transfer of Aiken's Votes	Result	Transfer of Morgan's Votes	Result	Transfer of Markey's Votes	Result	Transfer of Bell's Surplus	Result	Transfer of McGahon's Surplus	Result
*AHERN, DERMOT (F.F.)	5,924	+ 26	5,950	+ 112	6,062	+ 438	6,500	+ 381	6,881	+ 45	6,926	+ 89	7,015
AIKEN, FRANK (P.D.)	2,146	+ 147	2,293	- 2,293									
*BELL, MICHAEL (Lab.)	8,375	+ 226	8,601	+ 410	9,011		9,011		9,011	- 288	8,723		8,723
BRANIGAN, DICK (F.G.)	1,744	- 1,744											
*KIRK, SEAMUS (F.F.)	6,892	+ 38	6,930	+ 221	7,151	+ 412	7,563	+ 541	8,104	+ 81	8,185	+ 74	8,259
MARKEY, BERNARD (F.G.)	2,217	+ 825	3,042	+ 670	3,712	+ 189	3,901	- 3,901					
*MCGAHON, BRENDAN (F.G.)	7,812	+ 477	8,289	+ 642	8,931		8,931		8,931		8,931	- 208	8,723
MORGAN, ARTHUR (S.F.)	2,291	+ 33	2,324	+ 55	2,379	- 2,379							
MULROY, JIMMY (F.F.)	6,052	+ 88	6,140	+ 71	6,211	+ 230	6,441	+ 462	6,903	+ 61	6,964	+ 45	7,009
SMITH, RON	159	- 159											
NON-TRANSFERABLE PAPERS NOT EFFECTIVE	—	+ 43	43	+ 112	155	+ 1,110	1,265	+ 2,517	3,782	+ 101	3,883	—	3,883
TOTAL	43,612	—	43,612	—	43,612	—	43,612	—	43,612	—	43,612	—	43,612

NAMES OF CANDIDATES ELECTED — BELL, MICHAEL (Lab.)  
 MCGAHON, BRENDAN (F.G.)  
 KIRK, SEAMUS (F.F.)  
 AHERN, DERMOT (F.F.)

GENERAL ELECTION — 1989

CONSTITUENCY OF  
MAYO EAST

TOTAL ELECTORATE ... 39,470  
 VALID POLL ... .. 27,113  
 NUMBER OF SEATS ... .. 3  
 QUOTA ... .. 6,779

NAMES OF CANDIDATES	First Count	Second Count	
	Votes	Transfer of Higgins' Surplus	Result
*CAFFREY, ERNIE (F.G.) ... ..	4,758		6,054
*CALLEARY, SEÁN (F.F.) ... ..	7,313	+ 1,296	7,313
*HIGGINS, JIM (F.G.) ... ..	8,463	- 1,684	6,779
*MORLEY, P. J. (F.F.) ... ..	6,579	+ 388	6,967
NON-TRANSFERABLE PAPERS NOT EFFECTIVE ... ..	—	—	—
TOTAL ... ..	27,113	—	27,113

NAMES OF CANDIDATES ELECTED: — HIGGINS, JIM (F.G.)  
 CALLEARY, SEÁN (F.F.)  
 MORLEY, P. J. (F.F.)



GENERAL ELECTION — 1989

CONSTITUENCY OF  
MAYO WEST

TOTAL ELECTORATE ... 39,505  
 VALID POLL ... .. 29,301  
 NUMBER OF SEATS ... .. 3  
 QUOTA ... .. 7,326

NAMES OF CANDIDATES	First Count	Second Count		Third Count	
	Votes	Transfer of Staunton's Votes	Result	Transfer of Cosgrove's Votes	Result
COSGROVE, PARAIC (F.F) ... ..	3,804	+ 104	3,908	- 3,908	—
DURKAN, FRANK (Non-Party) ... ..	5,187	+ 504	5,691	+ 536	6,227
*FLYNN, PÁDRAIG (F.F.) ... ..	5,974	+ 78	6,052	+ 1,565	7,617
*KENNY, ENDA (F.G.) ... ..	5,385	+ 2,155	7,540	—	7,540
O'TOOLE, MARTIN JOE (F.F.) ... ..	5,379	+ 681	6,060	+ 1,353	7,413
STAUNTON, MYLES (F.G.) ... ..	3,572	- 3,572	—	—	—
NON-TRANSFERABLE PAPERS NOT EFFECTIVE ... ..	—	+ 50	50	+ 454	504
TOTAL ... ..	29,301	—	29,301	—	29,301

NAMES OF CANDIDATES ELECTED: — KENNY, ENDA (F.G.)  
 FLYNN, PÁDRAIG (F.F.)  
 O'TOOLE, MARTIN JOE (F.F.)

CONSTITUENCY OF

MEATH

TOTAL ELECTORATE ... 77,127  
 VALID POLL ... 50,535  
 NUMBER OF SEATS ... 5  
 QUOTA ... 8,423

NAMES OF CANDIDATES	First Count		Second Count		Third Count		Fourth Count		Fifth Count		Sixth Count		Seventh Count		Eighth Count		Ninth Count		Tenth Count		Eleventh Count	
	Votes	Transfer of Bruton's Surplus	Result	Transfer of King's Votes	Result	Transfer of Battersby's Votes	Result	Transfer of Fernandez's Votes	Result	Transfer of Gorman's Votes	Result	Transfer of Bird's Votes	Result	Transfer of Reilly's Votes	Result	Transfer of Sherrard's Votes	Result	Transfer of Fitzgerald's Votes	Result	Transfer of Farrelly's Surplus	Result	
BATTERSBY, WILLIAM ...	412	+ 4	416	+ 1	417	- 417	-	-	-	-	-	-	-	-	-	-	-	-	-	-	-	-
BIRD, JOHN (P.D.) ...	609	+ 29	638	+ 2	640	+ 51	691	+ 253	944	+ 33	977	- 977	-	-	-	-	-	-	-	-	-	-
*BRUTON, JOHN (F.G.) ...	9,371	- 948	8,423	-	8,423	-	8,423	-	8,423	-	8,423	-	8,423	-	8,423	-	8,423	-	8,423	-	8,423	-
*DEMPSEY, NOEL (F.F.) ...	6,237	+ 33	6,270	+ 5	6,275	+ 39	6,314	+ 11	6,325	+ 30	6,355	+ 90	6,445	+ 91	6,536	+ 44	6,580	+ 423	7,003	+ 177	7,180	7,180
*FARRELLY, JOHN V. (F.G.) ...	5,730	+ 721	6,451	+ 7	6,458	+ 83	6,541	+ 141	6,682	+ 47	6,729	+ 499	7,228	+ 68	7,296	+ 268	7,564	+ 1,658	9,222	- 799	8,423	8,423
FERNANDEZ, JOE (P.D.) ...	519	+ 21	540	+ 3	543	+ 14	557	- 557	-	-	-	-	-	-	-	-	-	-	-	-	-	-
FITZGERALD, BRIAN (Lab.) ...	4,625	+ 44	4,669	+ 32	4,701	+ 31	4,732	+ 35	4,767	+ 276	5,043	+ 93	5,136	+ 209	5,345	+ 213	5,558	- 5,558	-	-	-	-
GORMAN, CHRISTY (W.P.) ...	628	+ 6	634	+ 130	764	+ 20	784	+ 17	801	- 801	-	-	-	-	-	-	-	-	-	-	-	-
*HILLIARD, COLM (F.F.) ...	6,980	+ 32	7,012	+ 8	7,020	+ 62	7,082	+ 13	7,095	+ 53	7,148	+ 63	7,211	+ 132	7,343	+ 43	7,386	+ 455	7,841	+ 144	7,985	7,985
KING, JOHN (W.P.) ...	262	+ 2	264	- 264	-	-	-	-	-	-	-	-	-	-	-	-	-	-	-	-	-	-
*LANCH, MICHAEL (F.F.) ...	6,461	+ 15	6,476	+ 5	6,481	+ 53	6,534	+ 9	6,543	+ 15	6,558	+ 20	6,578	+ 106	6,684	+ 18	6,702	+ 226	6,928	+ 85	7,013	7,013
REILLY, JOE (S.F.) ...	1,002	+ 3	1,005	+ 17	1,022	+ 10	1,032	+ 7	1,039	+ 109	1,148	+ 13	1,161	- 1,161	-	-	-	-	-	-	-	-
SHERRARD, AILIS (Non-Party) ...	973	+ 7	980	+ 35	1,015	+ 21	1,036	+ 26	1,062	+ 67	1,129	+ 37	1,166	+ 86	1,252	- 1,252	-	-	-	-	-	-
WALLACE, MARY (F.F.) ...	6,726	+ 31	6,757	+ 9	6,766	+ 11	6,777	+ 23	6,800	+ 28	6,828	+ 42	6,870	+ 99	6,969	+ 440	7,409	+ 786	8,195	+ 179	8,374	8,374
NON-TRANSFERABLE PAPERS NOT EFFECTIVE ...				+ 10	10	+ 22	32	+ 22	54	+ 143	197	+ 120	317	+ 370	687	+ 226	913	+ 2,010	2,923	+ 214	3,137	3,137
TOTAL ...	50,535		50,535		50,535		50,535		50,535		50,535		50,535		50,535		50,535		50,535		50,535	50,535

NAMES OF CANDIDATES EJECTED — BRUTON, JOHN (F.G.)  
 FARRELLY, JOHN V. (F.G.)  
 WALLACE, MARY (F.F.)  
 HILLIARD, COLM (F.F.)  
 DEMPSEY, NOEL (F.F.)

CONSTITUENCY OF  
ROSCOMMON

TOTAL ELECTORATE ... 40,447  
 VALID POLL ... 30,893  
 NUMBER OF SEATS ... 3  
 QUOTA ... 7,724

NAMES OF CANDIDATES	First Count	Second Count		Third Count	
	Votes	Transfer of Doherty's and Kerrigan's Votes	Result	Transfer of Leyden's Surplus	Result
CONNOR, JOHN (F.G.)	6,823	+ 483	7,306	+ 443	7,749
*DOHERTY, SEÁN (F.F.)	5,281	- 5,281			
FOXE, TOM (Non-Party)	6,811	+ 710	7,521	+ 879	8,400
KERRIGAN, ANDREW (Non-Party)	119	- 119			
*LEYDEN, TERRY (F.F.)	6,424	+ 3,804	10,228	- 2,504	7,724
*NAUGHTEN, LIAM (F.G.)	5,435	+ 204	5,639	+ 557	6,196
NON-TRANSFERABLE PAPERS NOT EFFECTIVE	—	+ 199	199	+ 625	824
TOTAL	30,893	—	30,893	—	30,893

NAMES OF CANDIDATES ELECTED: — LEYDEN, TERRY (F.F.)  
 FOXE, TOM (Non-Party)  
 CONNOR, JOHN (F.G.)

CONSTITUENCY OF  
SLIGO-LEITRIM

TOTAL ELECTORATE ... 58,358  
 VALID POLL ... .. 42,778  
 NUMBER OF SEATS ... .. 4  
 QUOTA ... .. 8,556

NAMES OF CANDIDATES	First Count		Second Count		Third Count		Fourth Count		Fifth Count		Sixth Count	
	Votes	Transfer of Slevin's Votes	Result	Transfer of MacManus' Votes	Result	Transfer of Reynolds' Surplus	Result	Transfer of Glynn's Votes	Result	Transfer of Brennan's Surplus	Result	
BREE, DECLAN	4,947	+ 189	5,136	+ 516	5,652	+ 39	5,691	+ 491	6,182	+ 433	6,615	
*BRENNAN, MATTHEW (F.F.)	7,975	+ 70	8,045	+ 107	8,152	+ 19	8,171	+ 3,939	12,110	- 3,554	8,556	
*ELLIS, JOHN (F.F.)	6,298	+ 44	6,342	+ 327	6,669	+ 21	6,690	+ 669	7,359	+ 2,671	10,030	
GLYNN, HUGH (F.F.)	5,447	+ 105	5,552	+ 78	5,630	+ 17	5,647	- 5,647	-	-	-	
MacMANUS, SEÁN (S.F.)	1,482	+ 21	1,503	- 1,503	-	-	-	-	-	-	-	
*NEALON, TED (F.G.)	6,887	+ 347	7,234	+ 84	7,318	+ 275	7,593	+ 379	7,972	+ 403	8,375	
REYNOLDS, GERRY (F.G.)	8,487	+ 440	8,927	-	8,927	- 371	8,556	-	8,556	-	8,556	
SLEVIN, HUGH (P.D.)	1,255	- 1,255	-	-	-	-	-	-	-	-	-	
NON-TRANSFERABLE PAPERS NOT EFFECTIVE	-	+ 39	39	+ 391	430	-	430	+ 169	599	+ 47	646	
TOTAL	42,778	-	42,778	-	42,778	-	42,778	-	42,778	-	42,778	

NAMES OF CANDIDATES ELECTED: — REYNOLDS, GERRY (F.G.)  
 BRENNAN, MATTHEW (F.F.)  
 ELLIS, JOHN (F.F.)  
 NEALON, TED (F.G.)

CONSTITUENCY OF

TIPPERARY NORTH

TOTAL ELECTORATE ... 41,382  
 VALID POLL ... .. 31,634  
 NUMBER OF SEATS ... .. 3  
 QUOTA ... .. 7,909

NAMES OF CANDIDATES	First Count	Second Count		Third Count	
	Votes	Transfer of O'Kennedy's Surplus	Result	Transfer of Abbey of the Holy Cross Fitzsimon's and Berkery's Votes	Result
ABBEY OF THE HOLY CROSS FITZSIMON, WILLIAM (Non-Party) ... ..	79	+ 2	81	- 81	—
BERKERY, TOM (F.G.) ... ..	1,837	+ 15	1,852	- 1,852	—
*LOWRY, MICHAEL (F.G.) ... ..	6,427	+ 41	6,468	+ 1,523	7,991
*O'KENNEDY, MICHAEL (F.F.) ... ..	8,855	- 946	7,909	—	7,909
RYAN, JOHN (Lab.) ... ..	7,215	+ 106	7,321	+ 313	7,634
*SMITH, MICHAEL (F.F.) ... ..	7,221	+ 782	8,003	—	8,003
NON-TRANSFERABLE PAPERS NOT EFFECTIVE ... ..	—	—	—	+ 97	97
TOTAL ... ..	31,634	—	31,634	—	31,634

NAMES OF CANDIDATES ELECTED: — O'KENNEDY, MICHAEL (F.F.)  
 SMITH, MICHAEL (F.F.)  
 LOWRY, MICHAEL (F.G.)

CONSTITUENCY OF

TIPPERARY SOUTH

TOTAL ELECTORATE ... 54,734  
 VALID POLL ... 39,170  
 NUMBER OF SEATS ... 3  
 QUOTA ... 9,793

NAMES OF CANDIDATES	First Count	Second Count		Third Count		Fourth Count		Fifth Count	
	Votes	Transfer of Abbey of the Holy Cross Fitzsimon's and Lonergan's Votes	Result	Transfer of Healy's Votes	Result	Transfer of Davern's Surplus	Result	Transfer of Griffin's Votes	Result
ABBEY OF THE HOLY CROSS FITZSIMON, WILLIAM (Non-Party) ...	93	- 93	-	-	-	-	-	-	-
AHEARN, THERESE (F.G.) ...	5,462	+ 471	5,933	+ 409	6,342	+ 140	6,482	+ 4,242	10,724
*DAVERN, NOEL (F.F.) ...	9,497	+ 148	9,645	+ 818	10,463	- 670	9,793	-	9,793
FERRIS, MICHAEL (Lab.) ...	7,080	+ 170	7,250	+ 959	8,209	+ 145	8,354	+ 1,126	9,480
*GRIFFIN, BRENDAN (F.G.) ...	5,648	+ 267	5,915	+ 162	6,077	+ 38	6,115	- 6,115	-
HEALY, SEAMUS (Non-Party) ...	2,859	+ 64	2,923	- 2,923	-	-	-	-	-
LONERGAN, TOM (P.D.) ...	1,171	- 1,171	-	-	-	-	-	-	-
*McCARTHY, SEÁN (F.F.) ...	7,360	+ 72	7,432	+ 196	7,628	+ 328	7,956	+ 399	8,355
*†TREACY, SEÁN (Non-Party) ...	-	-	-	-	-	-	-	-	-
NON-TRANSFERABLE PAPERS NOT EFFECTIVE ...	-	+ 72	72	+ 379	451	+ 19	470	+ 348	818
TOTAL ...	39,170	-	39,170	-	39,170	-	39,170	-	39,170

46

NAMES OF CANDIDATES ELECTED: — DAVERN, NOEL (F.F.)  
 AHEARN, THERESE (F.G.)  
 FERRIS, MICHAEL (Lab.)  
 †TREACY, SEÁN (Non-Party) — Deemed to be elected pursuant to section 14 of the Electoral Act, 1963.

CONSTITUENCY OF  
WATERFORD

TOTAL ELECTORATE ... 60,504  
VALID POLL ... 41,320  
NUMBER OF SEATS ... 4  
QUOTA ... 8,265

NAMES OF CANDIDATES	First Count	Second Count		Third Count		Fourth Count		Fifth Count	
	Votes	Transfer of Sweeney and Swift's Votes	Result	Transfer of Bulbulia's Votes	Result	Transfer of Deasy's Surplus	Result	Transfer of Gallagher's Votes	Result
BULBULIA, KATHARINE (F.G.)	3,340	+ 39	3,379	- 3,379					
*CULLEN, MARTIN (P.D.)	3,489	+ 45	3,534	+ 711	4,245	+ 1,100	5,345	+ 1,325	6,670
*DEASY, AUSTIN (F.G.)	7,571	+ 97	7,668	+ 2,071	9,739	- 1,474	8,265	-	8,265
*FAHEY, JACKIE (F.F.)	6,991	+ 579	7,570	+ 68	7,638	+ 47	7,685	+ 597	8,282
GALLAGHER, PADDY (W.P.)	4,570	+ 121	4,691	+ 139	4,830	+ 83	4,913	- 4,913	
KENNEALLY, BRENDAN (F.F.)	5,486	+ 934	6,420	+ 82	6,502	+ 47	6,549	+ 598	7,147
O'SHEA, BRIAN (Lab.)	7,823	+ 146	7,969	+ 239	8,208	+ 197	8,405	-	8,405
*SWEENEY, PAÍDÍ (Non-Party)	159	- 159							
*SWIFT, BRIAN (F.F.)	1,891	- 1,891							
NON-TRANSFERABLE PAPERS NOT EFFECTIVE		+ 89	89	+ 69	158	-	158	+ 2,393	2,551
TOTAL	41,320		41,320		41,320		41,320		41,320

NAMES OF CANDIDATES ELECTED: — DEASY, AUSTIN (F.G.)  
O'SHEA, BRIAN (Lab.)  
FAHEY, JACKIE (F.F.)  
KENNEALLY, BRENDAN (F.F.)

CONSTITUENCY OF  
WEXFORD

TOTAL ELECTORATE ... 70,424  
VALID POLL ... 51,312  
NUMBER OF SEATS ... 5  
QUOTA ... 8,553

NAMES OF CANDIDATES	First Count	Second Count		Third Count		Fourth Count		Fifth Count		Sixth Count		Seventh Count	
	Votes	Transfer of Howlin's Surplus	Result	Transfer of Enright's and Willoughby's Votes	Result	Transfer of Allen's Votes	Result	Transfer of Browne's Surplus	Result	Transfer of Doyle's Votes	Result	Transfer of Yates' Surplus	Result
ALLEN, LORCAN (F.F.)	4,489	+ 8	4,497	+ 64	4,561	- 4,561	—	—	—	—	—	—	—
*BROWNE, JOHN (F.F.)	6,983	+ 33	7,016	+ 78	7,094	+ 2,546	9,640	- 1,087	8,553	—	8,553	—	8,553
*BYRNE, HUGH (F.F.)	5,128	+ 27	5,155	+ 75	5,230	+ 629	5,859	+ 867	6,726	+ 132	6,858	+ 60	6,918
CULLIMORE, SEAMUS (F.F.)	6,893	+ 106	6,999	+ 292	7,291	+ 554	7,845	+ 165	8,010	+ 542	8,552	+ 178	8,730
D'ARCY, MICHAEL (F.G.)	5,161	+ 50	5,211	+ 217	5,428	+ 545	5,973	+ 38	6,011	+ 1,328	7,339	+ 1,943	9,282
*DOYLE, AVRIL (F.G.)	4,596	+ 134	4,730	+ 331	5,061	+ 48	5,109	+ 4	5,113	- 5,113	—	—	—
ENRIGHT, MICHAEL (W.P.)	1,049	+ 202	1,251	- 1,251	—	—	—	—	—	—	—	—	—
*HOWLIN, BRENDAN (Lab.)	9,253	- 700	8,553	—	8,553	—	8,553	—	8,553	—	8,553	—	8,553
WILLOUGHBY, WILLIE (P.D.)	599	+ 21	620	- 620	—	—	—	—	—	—	—	—	—
*YATES, IVAN (F.G.)	7,161	+ 119	7,280	+ 453	7,733	+ 139	7,872	+ 13	7,885	+ 2,849	10,734	- 2,181	8,553
NON-TRANSFERABLE PAPERS NOT EFFECTIVE	—	—	—	+ 361	361	+ 100	461	—	461	+ 262	723	—	723
TOTAL	51,312	—	51,312	—	51,312	—	51,312	—	51,312	—	51,312	—	51,312

NAMES OF CANDIDATES ELECTED: — HOWLIN, BRENDAN (Lab.)  
BROWNE, JOHN (F.F.)  
YATES, IVAN (F.G.)  
D'ARCY, MICHAEL (F.G.)  
CULLIMORE, SEAMUS (F.F.)



CONSTITUENCY OF  
WICKLOW

TOTAL ELECTORATE ... 66,429  
VALID POLL ... 42,439  
NUMBER OF SEATS ... 4  
QUOTA ... 8,488

NAMES OF CANDIDATES	First Count	Second Count		Third Count		Fourth Count		Fifth Count		Sixth Count		Seventh Count	
		Transfer of Kavanagh's Surplus	Result	Transfer of Hyland's Votes	Result	Transfer of Jacob's Surplus	Result	Transfer of Wolahan's Votes	Result	Transfer of Murphy's Votes	Result	Transfer of Timmins' Surplus	Result
HYLAND, BARBARA (Non-Party) ... ..	666	+ 2	668	- 668	—	—	—	—	—	—	—	—	—
*JACOB, JOE (F.F.) ... ..	8,454	+ 8	8,462	+ 77	8,539	- 51	8,488	—	8,488	—	8,488	—	8,488
JONES, GEORGE A. (F.G.) ... ..	4,333	+ 5	4,338	+ 97	4,435	+ 24	4,459	+ 39	4,498	+ 825	5,323	+ 246	5,569
*KAVANAGH, LIAM (Lab.) ... ..	8,541	- 53	8,488	—	8,488	—	8,488	—	8,488	—	8,488	—	8,488
MURPHY, CIARAN P. (P.D.) ... ..	2,109	+ 5	2,114	+ 89	2,203	+ 5	2,208	+ 83	2,291	- 2,291	—	—	—
*ROCHE, DICK (F.F.) ... ..	7,707	+ 5	7,712	+ 81	7,793	+ 15	7,808	+ 198	8,006	+ 283	8,289	+ 21	8,310
TIMMINS, GODFREY (F.G.) ... ..	7,661	+ 15	7,676	+ 66	7,742	+ 6	7,748	+ 211	7,959	+ 821	8,780	- 292	8,488
TOBIN, DERMOT (W.P.) ... ..	2,049	+ 10	2,059	+ 117	2,176	+ 1	2,177	+ 264	2,441	+ 195	2,636	+ 25	2,661
WOLAHAN, SEÁN (Non-Party) ... ..	919	+ 3	922	+ 98	1,020	—	1,020	- 1,020	—	—	—	—	—
NON-TRANSFERABLE PAPERS NOT EFFECTIVE ... ..	—	—	—	+ 43	43	—	43	+ 225	268	+ 167	435	—	435
TOTAL ... ..	42,439	—	42,439	—	42,439	—	42,439	—	42,439	—	42,439	—	42,439

NAMES OF CANDIDATES ELECTED: — KAVANAGH, LIAM (Lab.)  
JACOB, JOE (F.F.)  
TIMMINS, GODFREY (F.G.)  
ROCHE, DICK (F.F.)

## ALPHABETICAL LIST OF MEMBERS, THEIR PARTY AFFILIATIONS AND CONSTITUENCIES

Name, Party and Constituency	Name, Party and Constituency	Name, Party and Constituency
Ahearn, Therese (F.G.) <i>Tipperary South</i>	Carey, Donal (F.G.) <i>Clare</i>	Fahey, Jackie (F.F.) <i>Waterford</i>
Ahern, Bertie (F.F.) <i>Dublin Central</i>	Clohesy, Peadar (P.D.) <i>Limerick East</i>	Farrelly, John V. (F.G.) <i>Meath</i>
Ahern, Dermot (F.F.) <i>Louth</i>	Collins, Gerard (F.F.) <i>Limerick West</i>	Fennell, Nuala (F.G.) <i>Dublin South</i>
Ahern, Michael (F.F.) <i>Cork East</i>	Connaughton, Paul (F.G.) <i>Galway East</i>	Ferris, Michael (Lab.) <i>Tipperary South</i>
Allen, Bernard (F.G.) <i>Cork North-Central</i>	Connolly, Ger (F.F.) <i>Laoghis-Offaly</i>	Finucane, Michael (F.G.) <i>Limerick West</i>
Andrews, David (F.F.) <i>Dun Laoghaire</i>	Connor, John (F.G.) <i>Roscommon</i>	FitzGerald, Garret (F.G.) <i>Dublin South-East</i>
Aylward, Liam (F.F.) <i>Carlow-Kilkenny</i>	Cosgrave, Michael Joe (F.G.) <i>Dublin North-East</i>	Fitzgerald, Liam Joseph (F.F.) <i>Dublin North-East</i>
Barnes, Monica (F.G.) <i>Dun Laoghaire</i>	Cotter, Bill (F.G.) <i>Cavan-Monaghan</i>	Fitzpatrick, Dermot (F.F.) <i>Dublin Central</i>
Barrett, Michael (F.F.) <i>Dublin North-West</i>	Coughlan, Mary Theresa (F.F.) <i>Donegal South-West</i>	Flaherty, Mary (F.G.) <i>Dublin North-West</i>
Barrett, Seán (F.G.) <i>Dun Laoghaire</i>	Cowen, Brian (F.F.) <i>Laoghis-Offaly</i>	Flanagan, Charles (F.G.) <i>Laoghis-Offaly</i>
Barry, Peter (F.G.) <i>Cork South-Central</i>	Creed, Michael (F.G.) <i>Cork North-West</i>	Flood, Chris (F.F.) <i>Dublin South-West</i>
Bell, Michael (Lab.) <i>Louth</i>	Crowley, Frank (F.G.) <i>Cork North-West</i>	Flynn, Pádraig (F.F.) <i>Mayo West</i>
Belton, Louis J. (F.G.) <i>Longford-Westmeath</i>	Cullimore, Séamus (F.F.) <i>Wexford</i>	Foxe, Tom (Non-Party) <i>Roscommon</i>
Blaney, Neil Terence <i>Donegal North-East</i>	Currie, Austin (F.G.) <i>Dublin West</i>	Gallagher, Pat the Cope (F.F.) <i>Donegal South-West</i>
Boylan, Andrew (F.G.) <i>Cavan-Monaghan</i>	Daly, Brendan (F.F.) <i>Clare</i>	Garland, Roger (G.P.) <i>Dublin South</i>
Bradford, Paul (F.G.) <i>Cork East</i>	D'Arcy, Michael (F.G.) <i>Wexford</i>	Geoghegan-Quinn, Máire (F.F.) <i>Galway West</i>
Brady, Gerard (F.F.) <i>Dublin South-East</i>	Davern, Noel (F.F.) <i>Tipperary South</i>	Gilmore, Eamon (W.P.) <i>Dun Laoghaire</i>
Brady, Vincent (F.F.) <i>Dublin North-Central</i>	Deasy, Austin (F.G.) <i>Waterford</i>	Gregory, Tony <i>Dublin Central</i>
Brennan, Matthew (F.F.) <i>Sligo-Leitrim</i>	Deenihan, Jimmy (F.G.) <i>Kerry North</i>	Harney, Mary (P.D.) <i>Dublin South-West</i>
Brennan, Séamus (F.F.) <i>Dublin South</i>	Dempsey, Noel (F.F.) <i>Meath</i>	Harte, Paddy (F.G.) <i>Donegal North-East</i>
Briscoe, Ben (F.F.) <i>Dublin South-Central</i>	Dennehy, John (F.F.) <i>Cork South-Central</i>	Haughey, Charles J. (F.F.) <i>Dublin North-Central</i>
Browne, John (F.G.) <i>Carlow-Kilkenny</i>	De Rossa, Proinsias (W.P.) <i>Dublin North-West</i>	Higgins, Jim (F.G.) <i>Mayo East</i>
Browne, John (F.F.) <i>Wexford</i>	De Valera, Síle (F.F.) <i>Clare</i>	Higgins, Michael Daniel (Lab.) <i>Galway West</i>
Bruton, John (F.G.) <i>Meath</i>	Doyle, Joe (F.G.) <i>Dublin South-East</i>	Hillery, Brian (F.F.) <i>Dun Laoghaire</i>
Bruton, Richard (F.G.) <i>Dublin North-Central</i>	Dukes, Alan (F.G.) <i>Kildare</i>	Hilliard, Colm (F.F.) <i>Meath</i>
Burke, Raphael P. (F.F.) <i>Dublin North</i>	Durkan, Bernard (F.G.) <i>Kildare</i>	Hogan, Philip (F.G.) <i>Carlow-Kilkenny</i>
Byrne, Eric (W.P.) <i>Dublin South-Central</i>	Ellis, John (F.F.) <i>Sligo-Leitrim</i>	Howlin, Brendan (Lab.) <i>Wexford</i>
Calleary, Seán (F.F.) <i>Mayo East</i>	Enright, Thomas W. (F.G.) <i>Laoghis-Offaly</i>	Hyland, Liam (F.F.) <i>Laoghis-Offaly</i>
Callery, Ivor (F.F.) <i>Dublin North-Central</i>	Fahey, Frank (F.F.) <i>Galway West</i>	Jacob, Joe (F.F.) <i>Wicklow</i>

## ALPHABETICAL LIST OF MEMBERS, THEIR PARTY AFFILIATIONS AND CONSTITUENCIES — (Contd.)

Name, Party and Constituency	Name, Party and Constituency	Name, Party and Constituency
Kavanagh, Liam (Lab.) <i>Wicklow</i>	Molloy, Bobby (P.D.) <i>Galway West</i>	Rabbitte, Pat (W.P.) <i>Dublin South-West</i>
Kelly, Laurence (F.F.) <i>Cork North-West</i>	Morley, P. J. (F.F.) <i>Mayo East</i>	Reynolds, Albert (F.F.) <i>Longford-Westmeath</i>
Kemmy, Jim (D.S.P.) <i>Limerick East</i>	Moynihan, Michael (Lab.) <i>Kerry South</i>	Reynolds, Gerry (F.G.) <i>Sligo-Leitrim</i>
Kenneally, Brendan (F.F.) <i>Waterford</i>	Nealon, Ted (F.G.) <i>Sligo-Leitrim</i>	Roche, Dick (F.F.) <i>Wicklow</i>
Kenny, Enda (F.G.) <i>Mayo West</i>	Nolan, M. J. (F.F.) <i>Carlow-Kilkenny</i>	Ryan, Seán (Lab.) <i>Dublin North</i>
Kirk, Séamus (F.F.) <i>Louth</i>	Noonan, Michael (F.G.) <i>Limerick East</i>	Shatter, Alan (F.G.) <i>Dublin South</i>
Kitt, Michael P. (F.F.) <i>Galway East</i>	Noonan, Michael J. (F.F.) <i>Limerick West</i>	Sheehan, Patrick J. (F.G.) <i>Cork South-West</i>
Kitt, Tom (F.F.) <i>Dublin South</i>	O'Brien, Fergus (F.G.) <i>Dublin South-Central</i>	Shirlock, Joe (W.P.) <i>Cork East</i>
Lawlor, Liam (F.F.) <i>Dublin West</i>	O'Connell, John (F.F.) <i>Dublin South-Central</i>	Smith, Michael (F.F.) <i>Tipperary North</i>
Lee, Pat (F.G.) <i>Dublin Central</i>	O'Dea, Willie (F.F.) <i>Limerick East</i>	Spring, Dick (Lab.) <i>Kerry North</i>
Lenihan, Brian (F.F.) <i>Dublin West</i>	O'Donoghue, John (F.F.) <i>Kerry South</i>	Stafford, John (F.F.) <i>Dublin Central</i>
Leonard, Jimmy (F.F.) <i>Cavan-Monaghan</i>	O'Hanlon, Rory (F.F.) <i>Cavan-Monaghan</i>	Stagg, Emmet (Lab.) <i>Kildare</i>
Leyden, Terry (F.F.) <i>Roscommon</i>	O'Keefe, Jim (F.G.) <i>Cork South-West</i>	Taylor, Mervyn (Lab.) <i>Dublin South-West</i>
Lowry, Michael (F.G.) <i>Tipperary North</i>	O'Keefe, Ned (F.F.) <i>Cork East</i>	Taylor-Quinn, Madeleine (F.G.) <i>Clare</i>
Lyons, Denis (F.F.) <i>Cork North-Central</i>	O'Kennedy, Michael (F.F.) <i>Tipperary North</i>	Timmins, Godfrey (F.G.) <i>Wicklow</i>
Martin, Micheál (F.F.) <i>Cork South-Central</i>	O'Leary, John (F.F.) <i>Kerry South</i>	Treacy, Noel (F.F.) <i>Galway East</i>
McCartan, Pat (W.P.) <i>Dublin North-East</i>	O'Malley, Desmond J. (P.D.) <i>Limerick East</i>	Treacy, Seán (Non-Party) <i>Tipperary South</i>
McCormack, Pádraic (F.G.) <i>Galway West</i>	O'Rourke, Mary (F.F.) <i>Longford-Westmeath</i>	Tunney, Jim (F.F.) <i>Dublin North-West</i>
McCreevy, Charlie (F.F.) <i>Kildare</i>	O'Shea, Brian (Lab.) <i>Waterford</i>	Wallace, Dan (F.F.) <i>Cork North-Central</i>
McDaid, Jim (F.F.) <i>Donegal North-East</i>	O'Sullivan, Gerry (Lab.) <i>Cork North-Central</i>	Wallace, Mary (F.F.) <i>Meath</i>
McEllistram, Tom (F.F.) <i>Kerry North</i>	O'Sullivan, Toddy (Lab.) <i>Cork South-Central</i>	Walsh, Joe (F.F.) <i>Cork South-West</i>
McGahon, Brendan (F.G.) <i>Louth</i>	O'Toole, Martin Joe (F.F.) <i>Mayo West</i>	Wilson, John P. (F.F.) <i>Cavan-Monaghan</i>
McGinley, Dinny (F.G.) <i>Donegal South-West</i>	Owen, Nora (F.G.) <i>Dublin North</i>	Woods, Michael (F.F.) <i>Dublin North-East</i>
MacGiolla, Tomás (W.P.) <i>Dublin West</i>	Pattison, Séamus (Lab.) <i>Carlow-Kilkenny</i>	Wyse, Pearse (P.D.) <i>Cork South-Central</i>
McGrath, Paul (F.G.) <i>Longford-Westmeath</i>	Power, Seán (F.F.) <i>Kildare</i>	Yates, Ivan (F.G.) <i>Wexford</i>
Mitchell, Gay (F.G.) <i>Dublin South-Central</i>	Quill, Máirín (P.D.) <i>Cork North-Central</i>	
Mitchell, Jim (F.G.) <i>Dublin West</i>	Quinn, Ruairi (Lab.) <i>Dublin South-East</i>	

### POSITION OF PARTIES ON 15th JUNE, 1989

Fianna Fáil 77	Fine Gael 55	Labour 15	The Worker's Party 7	Progressive Democrats 6	Others 6
-------------------	-----------------	--------------	----------------------------	-------------------------------	-------------

Constituency	Number of Seats	Electors on Register (1989/90)	Total Votes Cast	% of Electors who voted	Invalid Votes	Invalid Votes as % of total votes cast	Total Valid Poll	Quota	Number of Candidates	Number of Counts	Number of Candidates who lost deposit
Carlow-Kilkenny	5	79,073	55,267	69.89	736	1.33	54,531	9,089	9	7	1
Cavan-Monaghan	5	75,712	54,148	71.52	1,041	1.92	53,107	8,852	10	7	3
Clare	4	63,065	44,840	71.10	532	1.19	44,308	8,862	9	5	2
Cork East	4	56,251	41,398	73.60	400	0.97	40,998	8,200	8	5	3
Cork North-Central	5	63,395	41,800	65.94	553	1.32	41,247	6,875	14	9	6
Cork North-West	3	41,098	32,852	79.94	425	1.29	32,427	8,107	5	4	1
Cork South-Central	5	78,385	54,172	69.11	555	1.02	53,617	8,937	11	7	2
Cork South-West	3	43,548	32,759	75.23	356	1.09	32,403	8,101	7	2	3
Donegal North-East	3	44,450	28,307	63.68	518	1.83	27,789	6,948	7	5	3
Donegal South-West	3	47,027	29,506	62.74	640	2.17	28,866	7,217	6	2	1
Dublin Central	5	65,971	41,799	63.36	467	1.12	41,332	6,889	13	11	5
Dublin North	3	50,765	34,162	67.29	345	1.01	33,817	8,455	8	6	2
Dublin North-Central	4	55,827	38,654	69.24	380	0.98	38,274	7,655	12	9	5
Dublin North-East	4	53,043	35,654	67.22	438	1.23	35,216	7,044	12	9	5
Dublin North-West	4	48,492	30,236	62.35	310	1.03	29,926	5,986	11	9	4
Dublin South	5	82,936	54,626	65.87	464	0.85	54,162	9,028	10	8	2
Dublin South-Central	5	72,389	45,779	63.24	687	1.50	45,092	7,516	12	9	4
Dublin South-East	4	58,063	33,298	57.35	401	1.20	32,897	6,580	11	9	3
Dublin South-West	4	64,995	39,526	60.81	513	1.30	39,013	7,803	10	7	4
Dublin West	5	77,766	48,787	62.74	761	1.56	48,026	8,005	13	12	5
Dun Laoghaire	5	81,169	52,948	65.23	505	0.95	52,443	8,741	13	11	4
Galway East	3	42,016	29,539	70.30	410	1.39	29,129	7,283	6	4	1
Galway West	5	77,178	50,126	64.95	787	1.57	49,339	8,224	10	7	3
Kerry North	3	46,715	34,469	73.79	382	1.11	34,087	8,522	5	3	0
Kerry South	3	43,159	31,702	73.45	384	1.21	31,318	7,830	6	5	2
Kildare	5	78,724	51,417	65.31	496	0.96	50,921	8,487	10	9	3
Laoghaigh-O'Halley	5	75,120	53,053	70.62	679	1.28	52,374	8,730	10	7	2
Limerick East	5	66,471	46,840	70.47	499	1.07	46,341	7,724	9	8	1
Limerick West	3	43,690	31,892	73.00	481	1.51	31,411	7,853	4	2	0
Longford-Westmeath	4	60,786	42,783	70.38	488	1.14	42,295	8,460	9	6	2
Louth	4	63,151	44,096	69.83	484	1.10	43,612	8,723	10	7	4
Mayo East	3	39,470	27,640	70.03	527	1.91	27,113	6,779	4	2	0
Mayo West	3	39,505	29,562	74.83	261	0.88	29,301	7,326	6	3	0
Meath	5	77,127	51,248	66.45	713	1.39	50,535	8,423	14	11	7
Roscommon	3	40,447	31,247	77.25	354	1.13	30,893	7,724	6	3	1
Sligo-Leitrim	4	58,358	43,330	74.25	552	1.27	42,778	8,556	8	6	2
Tipperary North	3	41,382	31,985	77.29	351	1.10	31,634	7,909	6	3	2
Tipperary South	4	54,734	39,574	72.30	404	1.02	39,170	9,793*	8	5	3
Waterford	4	60,504	41,791	69.07	471	1.13	41,320	8,265	9	5	2
Wexford	5	70,424	51,922	73.73	610	1.17	51,312	8,553	10	7	2
Wicklow	4	66,429	42,858	64.52	419	0.98	42,439	8,488	9	7	4
Totals	166	2,448,810	1,677,592	68.51	20,779	1.24	1,656,813	—	370	263	109

\* Quota relates to 3 seats. Ceann Comhairle deemed to be elected as a member for this constituency.

GENERAL ELECTION — 1989

STATISTICS RELATING TO POSTAL VOTING AND SPECIAL VOTING

Constituency	Postal and Special Ballot Papers		
	Number issued	Number included in count	Number rejected
Carlow-Kilkenny	779	655	26
Cavan-Monaghan	864	701	15
Clare	419	326	8
Cork East	908	761	13
Cork North-Central	946	791	24
Cork North-West	204	177	4
Cork South-Central	979	813	15
Cork South-West	431	357	4
Donegal North-East	566	438	12
Donegal South-West	460	343	18
Dublin Central	667	483	24
Dublin North	318	238	5
Dublin North-Central	351	269	11
Dublin North-East	364	290	5
Dublin North-West	399	322	16
Dublin South	439	337	11
Dublin South-Central	372	299	8
Dublin South-East	415	261	19
Dublin South-West	684	523	20
Dublin West	861	643	5
Dun Laoghaire	346	294	2
Galway East	225	185	6
Galway West	741	602	10
Kerry North	306	262	5
Kerry South	454	381	2
Kildare	2,294	1,975	40
Laoighis-Offaly	616	490	19
Limerick East	697	570	24
Limerick West	240	203	4
Longford-Westmeath	1,302	1,142	24
Louth	681	536	44
Mayo East	177	135	28
Mayo West	176	143	19
Meath	447	346	12
Roscommon	437	364	3
Sligo-Leitrim	468	400	4
Tipperary North	423	346	24
Tipperary South	428	355	12
Waterford	325	259	12
Wexford	356	306	3
Wicklow	486	409	6
TOTALS	23,051	18,730	566

TABLE SHOWING FOR EACH PARTY OR GROUP THE NUMBER OF CANDIDATES NOMINATED,  
THE NUMBER AND PERCENTAGE OF FIRST PREFERENCE VOTES OBTAINED AND THE NUMBER  
AND PERCENTAGE OF SEATS OBTAINED

Constituency	No. of Seats	Total No. of 1st preferences	Fianna Fáil					Fine Gael					Labour Party				
			No. of candidates nominated	No. of 1st preferences	% of 1st preferences	No. of seats obtained	% of seats obtained	No. of candidates nominated	No. of 1st preferences	% of 1st preferences	No. of seats obtained	% of seats obtained	No. of candidates nominated	No. of 1st preferences	% of 1st preferences	No. of seats obtained	% of seats obtained
Carlow-Kilkenny ...	5	54,531	3	23,909	43.84	2	40.00	3	16,796	30.80	2	40.00	1	9,599	17.60	1	20.00
Cavan-Monaghan ...	5	53,107	3	26,824	50.51	3	60.00	3	19,505	36.73	2	40.00	0	0	0.00	0	0.00
Clare ...	4	44,308	4	24,450	55.18	2	50.00	2	16,114	36.37	2	50.00	0	0	0.00	0	0.00
Cork East ...	4	40,998	2	16,247	39.63	2	50.00	2	14,731	35.93	1	25.00	1	1,377	3.36	0	0.00
Cork North-Central ...	5	41,247	4	13,588	32.94	2	40.00	2	10,789	26.16	1	20.00	1	7,058	17.11	1	20.00
Cork North-West ...	3	32,427	2	14,476	44.64	1	33.33	2	17,691	54.56	2	66.67	0	0	0.00	0	0.00
Cork South-Central ...	5	53,617	4	21,814	40.68	2	40.00	2	13,690	25.53	1	20.00	1	6,300	11.75	1	20.00
Cork South-West ...	3	32,403	2	14,361	44.32	2	33.33	2	16,386	50.57	2	66.67	0	0	0.00	0	0.00
Donegal North-East ...	3	27,789	2	10,916	39.28	1	33.33	2	8,397	30.22	1	33.33	0	0	0.00	0	0.00
Donegal South-West ...	3	28,866	2	15,924	55.17	2	66.67	2	9,653	33.44	1	33.33	0	0	0.00	0	0.00
Dublin Central ...	5	41,332	3	18,539	44.85	3	60.00	1	5,296	12.81	1	20.00	2	2,561	6.20	0	0.00
Dublin North ...	3	33,817	3	15,719	46.48	1	33.33	2	8,058	23.83	1	33.33	1	6,076	17.97	1	33.33
Dublin North-Central ...	4	38,274	3	19,765	51.64	3	75.00	2	9,954	26.01	2	50.00	2	3,326	8.69	0	0.00
Dublin North-East ...	4	35,216	3	16,626	47.21	2	50.00	2	6,708	19.05	1	25.00	2	2,866	8.14	0	0.00
Dublin North-West ...	4	29,926	2	10,592	35.39	2	50.00	2	4,434	14.82	1	25.00	1	2,462	8.23	0	0.00
Dublin South ...	5	54,162	3	23,472	43.34	2	40.00	3	15,738	29.06	2	40.00	1	4,134	7.63	0	0.00
Dublin South-Central ...	5	45,092	3	17,825	39.53	2	40.00	2	12,013	26.64	2	40.00	2	3,464	7.68	0	0.00
Dublin South-East ...	4	32,897	3	11,450	34.81	1	25.00	2	9,100	27.66	2	50.00	1	4,014	12.20	1	25.00
Dublin South-West ...	4	39,013	2	13,083	33.53	1	25.00	2	3,346	8.58	0	0.00	1	8,734	22.39	1	25.00
Dublin West ...	5	48,026	3	19,177	39.93	2	40.00	2	11,806	24.58	2	40.00	1	2,063	4.30	0	0.00
Dun Laoghaire ...	5	52,443	3	17,107	32.62	2	40.00	3	17,174	32.75	2	40.00	2	2,987	5.70	0	0.00
Galway East ...	3	29,129	3	17,324	59.47	2	66.67	2	11,393	39.11	1	33.33	0	0	0.00	0	0.00
Galway West ...	5	49,339	3	19,645	39.82	2	40.00	2	11,284	22.87	1	20.00	1	7,727	15.66	1	20.00
Kerry North ...	3	34,087	3	15,277	44.82	1	33.33	1	8,692	25.50	1	33.33	1	10,118	29.68	1	33.33
Kerry South ...	3	31,318	2	16,773	53.56	2	66.67	1	6,477	20.68	0	0.00	1	6,408	20.46	1	33.33
Kildare ...	5	50,921	3	18,498	36.33	2	40.00	2	15,858	31.14	2	40.00	1	8,767	17.22	1	20.00
Laoighis-Offaly ...	5	52,374	4	28,452	54.32	3	60.00	3	16,087	30.72	2	40.00	1	3,030	5.79	0	0.00
Limerick East ...	5	46,341	3	15,029	32.43	1	20.00	2	8,520	18.39	1	20.00	1	1,006	2.17	0	0.00
Limerick West ...	3	31,411	2	18,967	60.38	1	66.67	1	8,484	27.01	1	33.33	0	0	0.00	0	0.00
Longford-Westmeath ...	4	42,295	3	22,942	54.24	2	50.00	3	15,252	36.06	2	50.00	0	0	0.00	0	0.00
Louth ...	4	43,612	3	18,868	43.26	2	50.00	3	11,773	26.99	1	25.00	1	8,375	19.20	1	25.00
Mayo East ...	3	27,113	2	13,892	51.24	2	66.67	2	13,221	48.76	1	33.33	0	0	0.00	0	0.00
Mayo West ...	3	29,301	3	15,157	51.73	2	66.67	2	8,957	30.57	1	33.33	0	0	0.00	0	0.00
Meath ...	5	50,535	4	26,404	52.25	3	60.00	2	15,101	29.88	2	40.00	1	4,625	9.15	0	0.00
Roscommon ...	3	30,893	2	11,705	37.89	1	33.33	2	12,258	39.68	1	33.33	0	0	0.00	0	0.00
Sligo-Leitrim ...	4	42,778	3	19,720	46.10	2	50.00	2	15,374	35.94	2	50.00	0	0	0.00	0	0.00
Tipperary North ...	3	31,634	2	16,076	50.82	2	66.67	2	8,264	26.12	1	33.33	1	7,215	22.81	0	0.00
Tipperary South ...	4	39,170	2	16,857	43.04	1	25.00	2	11,110	28.36	1	25.00	1	7,080	18.08	1	25.00
Waterford ...	4	41,320	3	14,368	34.77	2	50.00	2	10,911	26.41	1	25.00	1	7,823	18.93	1	25.00
Wexford ...	5	51,312	4	23,493	45.78	2	40.00	3	16,918	32.97	2	40.00	1	9,253	18.03	1	20.00
Wicklow ...	4	42,439	2	16,161	38.08	2	50.00	2	11,994	28.26	1	25.00	1	8,541	20.13	1	25.00
Totals ...	166	1,656,813	115	731,472	44.15	77	46.39	86	485,307	29.29	55	33.13	33	156,989	9.48	15	9.04

TABLE SHOWING FOR EACH PARTY OR GROUP THE NUMBER OF CANDIDATES NOMINATED, THE NUMBER AND PERCENTAGE OF FIRST PREFERENCE VOTES OBTAINED AND THE NUMBER AND PERCENTAGE OF SEATS OBTAINED—*continued*

Constituency	No. of Seats	Total No. of 1st preferences	The Workers' Party					Progressive Democrats					Others†				
			No. of candidates nominated	No. of 1st preferences	% of 1st preferences	No. of seats obtained	% of seats obtained	No. of candidates nominated	No. of 1st preferences	% of 1st preferences	No. of seats obtained	% of seats obtained	No. of candidates nominated	No. of 1st preferences	% of 1st preferences	No. of seats obtained	% of seats obtained
Carlow-Kilkenny ...	5	54,531	1	1,159	2.13	0	0.00	1	3,068	5.63	0	0.00	0	0	0.00	0	0.00
Cavan-Monaghan ...	5	53,107	0	0	0.00	0	0.00	0	0	0.00	0	0.00	4	6,778	12.76	0	0.00
Clare ...	4	44,308	0	0	0.00	0	0.00	3	3,744	8.45	0	0.00	0	0	0.00	0	0.00
Cork East ...	4	40,998	1	7,414	18.08	1	25.00	1	1,098	2.68	0	0.00	1	131	0.32	0	0.00
Cork North-Central	5	41,247	1	3,395	8.23	0	0.00	1	4,203	10.19	1	20.00	5	2,214	5.37	0	0.00
Cork North-West ...	3	32,427	0	0	0.00	0	0.00	0	0	0.00	0	0.00	1	260	0.80	0	0.00
Cork South-Central	5	53,617	1	4,457	8.31	0	0.00	2	7,206	13.44	1	20.00	1	150	0.28	0	0.00
Cork South-West ...	3	32,403	0	0	0.00	0	0.00	1	1,259	3.89	0	0.00	2	397	1.23	0	0.00
Donegal North-East	3	27,789	0	0	0.00	0	0.00	0	0	0.00	0	0.00	3	8,476	30.50	1	33.33
Donegal South-West	3	28,866	1	2,768	9.59	0	0.00	0	0	0.00	0	0.00	1	521	1.80	0	0.00
Dublin Central ...	5	41,332	1	1,827	4.42	0	0.00	1	1,418	3.43	0	0.00	5	11,691	28.29	1	20.00
Dublin North ...	3	33,817	0	0	0.00	0	0.00	1	1,011	2.99	0	0.00	1	2,953	8.73	0	0.00
Dublin North-Central	4	38,274	1	2,595	6.78	0	0.00	1	690	1.80	0	0.00	3	1,944	5.08	0	0.00
Dublin North-East	4	35,216	1	5,968	16.95	1	25.00	1	817	2.32	0	0.00	3	2,231	6.34	0	0.00
Dublin North-West	4	29,926	2	8,829	29.50	1	25.00	0	0	0.00	0	0.00	4	3,609	12.06	0	0.00
Dublin South ...	5	54,162	1	1,440	2.66	0	0.00	1	4,607	8.51	0	0.00	1	4,771	8.81	1	20.00
Dublin South-Central	5	45,092	1	6,849	15.19	1	20.00	1	1,314	2.91	0	0.00	3	3,627	8.04	0	0.00
Dublin South-East	4	32,897	1	1,816	5.52	0	0.00	1	2,853	8.67	0	0.00	3	3,664	11.14	0	0.00
Dublin South-West	4	39,013	1	7,166	18.37	1	25.00	1	4,323	11.08	1	25.00	3	2,361	6.05	0	0.00
Dublin West ...	5	48,026	1	8,218	17.11	1	20.00	1	2,572	5.36	0	0.00	5	4,190	8.72	0	0.00
Dun Laoghaire ...	5	52,443	1	6,729	12.83	1	20.00	1	4,710	8.98	0	0.00	3	3,736	7.12	0	0.00
Galway East ...	3	29,129	0	0	0.00	0	0.00	0	0	0.00	0	0.00	1	412	1.41	0	0.00
Galway West ...	5	49,339	1	1,555	3.15	0	0.00	1	8,917	18.07	1	20.00	2	211	0.43	0	0.00
Kerry North ...	3	34,087	0	0	0.00	0	0.00	0	0	0.00	0	0.00	0	0	0.00	0	0.00
Kerry South ...	3	31,318	0	0	0.00	0	0.00	1	1,458	4.66	0	0.00	1	202	0.64	0	0.00
Kildare ...	5	50,921	1	1,520	2.99	0	0.00	1	2,126	4.18	0	0.00	2	4,152	8.15	0	0.00
Laoighis-Offaly ...	5	52,374	0	0	0.00	0	0.00	1	4,411	8.42	0	0.00	1	394	0.75	0	0.00
Limerick East ...	5	46,341	0	0	0.00	0	0.00	2	12,618	27.23	2	40.00	1	9,168	19.78	1	20.00
Limerick West ...	3	31,411	0	0	0.00	0	0.00	1	3,960	12.61	0	0.00	0	0	0.00	0	0.00
Longford-Westmeath	4	42,295	0	0	0.00	0	0.00	1	733	1.73	0	0.00	2	1,368	7.96	0	0.00
Louth ...	4	43,612	0	0	0.00	0	0.00	1	2,146	4.92	0	0.00	2	2,450	5.62	0	0.00
Mayo East ...	3	27,113	0	0	0.00	0	0.00	0	0	0.00	0	0.00	0	0	0.00	0	0.00
Mayo West ...	3	29,301	0	0	0.00	0	0.00	2	0	0.00	0	0.00	1	5,187	17.70	0	0.00
Meath ...	5	50,535	2	890	1.76	0	0.00	2	1,128	2.23	0	0.00	3	2,387	4.72	0	0.00
Roscommon ...	3	30,893	0	0	0.00	0	0.00	0	0	0.00	0	0.00	2	6,930	22.43	1	33.33
Sligo-Leitrim ...	4	42,778	0	0	0.00	0	0.00	1	1,255	2.93	0	0.00	2	6,429	15.03	0	0.00
Tipperary North ...	3	31,634	0	0	0.00	0	0.00	0	0	0.00	0	0.00	1	79	0.25	0	0.00
Tipperary South ...	4	39,170	0	0	0.00	0	0.00	1	1,171	2.99	0	0.00	2	2,952	7.54	1*	25.00
Waterford ...	4	41,320	1	4,570	11.06	0	0.00	1	3,489	8.44	0	0.00	1	159	0.38	0	0.00
Wexford ...	5	51,312	1	1,049	2.04	0	0.00	1	599	1.17	0	0.00	0	0	0.00	0	0.00
Wicklow ...	4	42,439	1	2,049	4.83	0	0.00	1	2,109	4.97	0	0.00	2	1,585	3.73	0	0.00
Totals ...	166	1,656,813	23	82,263	4.97	7	4.22	35	91,013	5.49	6	3.61	78	109,769	6.63	6	3.61
			The Communist Party of Ireland					Democratic Socialist Party					Green Party — Comhaontas Glas				
			2	342	0.02	0	0.00	2	9,836	0.59	1	0.60	11	24,827	1.50	1	0.60
			Sinn Féin					Others (incl. Non-Party)									
			14	20,003	1.21	0	0.00	49	54,761	3.31	4	2.41					

†Included under this heading are: The Communist Party of Ireland, Democratic Socialist Party, Green Party — Comhaontas Glas, Sinn Féin and Others (incl. Non-Party).

\*Outgoing Ceann Comhairle returned unopposed.





## NA hACHTANNA TOGHCHÁIN, 1923 GO 1989

### ELECTORAL ACTS, 1923 TO 1989

#### SLEACHTA EXTRACTS

#### ÉARLAIS Ó IARRTHÓIRÍ I dTOGHCHÁIN DÁLA

##### DEPOSIT BY CANDIDATES AT DÁIL ELECTIONS

*Alt 20 d'Acht  
1923, arna leasu le  
hail 20 d'Acht  
1963.*

(1) A candidate at a Dáil election, or someone on his behalf, shall deposit with the returning officer before the expiration of the time appointed for receiving nominations the sum of one hundred pounds, and, if he fails to do so, his candidature shall be deemed to be withdrawn.

*Section 20 of Act  
of 1923, as amended  
by section 20 of  
Act of 1963.*

(4) If a candidate is not elected, the deposit made by him or on his behalf shall be returned to the person by whom the deposit was made as soon as practicable after the result of the election is declared, unless the number of votes polled by the candidate does not exceed one-third of the quota as ascertained in accordance with the Rules contained in the Third Schedule to this Act, and in such case the deposit shall be forfeited to the State. For the purposes of this subsection the number of votes polled by a candidate shall be deemed to be the greatest number of votes at any time credited to him in accordance with the Rules contained in the Third Schedule to this Act.

*An Trú Scéideal  
d'Acht 1923, arna  
leasu le hail 36 go  
40 d'Acht 1963.*

#### RIALACHA DO THOGHCHÁIN DE RÉIR NA hIONADAÍOCHTA CIONÚIRE.

##### PROPORTIONAL REPRESENTATION ELECTION RULES.

*Third Schedule to  
Act of 1923, as  
amended by sections  
36 to 40 of Act of  
1963.*

1. The election shall be conducted in accordance with the following Rules.

2. Any ballot paper—

- (a) which does not bear the official mark, or
- (b) on which the figure 1 standing alone is not placed at all or is not so placed as to indicate a first preference for some candidate, or
- (c) on which the figure 1 standing alone indicating a first preference is set opposite the name of more than one candidate, or
- (d) on which anything except the number on the back is written or marked by which the voter can be identified,

shall be invalid and not counted, but the ballot paper shall not be invalid by reference only to carrying the words "one", "two", "three" (and so on) or a mark such as "X" which, in the opinion of the returning officer, clearly indicates a preference or preferences.

3. (1) After the ballot papers have been mixed in accordance with the Rules contained in the Fifth Schedule to this Act, the returning officer shall, rejecting any that are invalid, cause the ballot papers to be arranged in parcels according to the first preferences recorded for each candidate.

(2) The returning officer shall then count the number of papers in each parcel, and credit each candidate with a number of votes equal to the number of valid papers on which a first preference has been recorded for such candidate, and he shall ascertain the full total number of all valid papers.

4. The returning officer shall then divide the full total number of all valid papers by a number exceeding by one the number of vacancies to be filled. The result increased by one, any fractional remainder being disregarded, shall be the number of votes sufficient to secure the return of a candidate. This number is herein called the "quota".

5. If at the end of any count the number of votes credited to a candidate is equal to or greater than the quota, that candidate shall be deemed to be elected.

6. (1) If at the end of any count the number of votes credited to a candidate is greater than the quota, the surplus shall be transferred in accordance with the provisions of this Rule to the continuing candidate or candidates indicated on the ballot papers in the parcel or sub-parcel of the candidate deemed to be elected, according to the next available preferences recorded thereon.

(2) (a) If the votes credited to a candidate deemed to be elected consist of original votes only, the returning officer shall examine all the papers in the parcel of the candidate deemed to be elected whose surplus is to be transferred, and shall arrange the transferable papers in sub-parcels according to the next available preferences recorded thereon.

(b) If the votes credited to a candidate deemed to be elected consist of original and transferred votes, or of transferred votes only, the returning officer shall examine the papers contained in the sub-parcel last received by the candidate deemed to be elected, and shall arrange the transferable papers therein in further sub-parcels according to the next available preferences recorded thereon.

(c) In either of the cases referred to in paragraphs (a) and (b) of this subsection the returning officer shall make a separate sub-parcel of the non-transferable papers, and shall ascertain the number of papers in each sub-parcel of transferable papers, and in the sub-parcel of non-transferable papers.

(3) If the surplus is equal to or greater than the total number of papers in the sub-parcels of transferable papers, the returning officer shall transfer each sub-parcel of transferable papers to the continuing candidate indicated thereon as the voters' next available preference:

Provided that where the surplus is greater than such total number a sub-parcel shall be made of a number of non-transferable papers equal to the difference between the said total number and the surplus and the papers in such sub-parcel shall be set aside and not further taken into account and for the purposes of Rule 11 shall be described as non-transferable papers not effective and the remaining non-transferable papers also arranged as a sub-parcel shall be placed with the papers of the candidate deemed to be elected.

(4) (a) If the surplus is less than the total number of transferable papers, the returning officer shall transfer from each sub-parcel of transferable papers to the continuing candidate indicated thereon as the voters' next available preference that number of papers which bears the same proportion to the number of papers in the sub-parcel as the surplus bears to the total number of transferable papers.

(b) The number of papers to be transferred from each sub-parcel shall be ascertained by multiplying the number of papers in the sub-parcel by the surplus and dividing the result by the total number of transferable papers. A note shall be made of the fractions, if any, in each quotient ascertained in respect of each candidate.

(c) If, owing to the existence of such fractions, the number of papers to be transferred is less than the surplus, so many of these fractions taken in the order of their magnitude, beginning with the largest, as are necessary to make the total number of papers to be transferred equal to the surplus, shall be reckoned as of the value of unity, and the remaining fractions shall be ignored.

If two or more fractions are of equal magnitude, that fraction shall be deemed to be the largest which arises from the largest sub-parcel, and if such sub-parcels are equal in size, preference shall be given to the candidate who obtained the largest number of original votes. Where the numbers of such original votes are equal regard shall be had to the total number of votes credited to such candidates, at the first count at which they had an unequal number of votes, and the fraction credited to the candidate with

the greatest number of votes at that count shall be deemed to be the largest. Where the numbers of votes credited to such candidates were equal at all counts the returning officer shall determine by lot which fraction shall be deemed to be the largest.

(d) The particular papers to be transferred from each sub-parcel shall be those last filed in the sub-parcel, and each paper so transferred shall be marked stamped or perforated so as to indicate the number of the count at which the transfer took place.

(5) A surplus which arises at the end of any count shall be transferred before a surplus which may arise at a subsequent count: Provided that—

(a) the returning officer need not necessarily transfer the surplus of a candidate deemed to be elected when either that surplus, together with any other surplus not transferred, is less than the difference between the numbers of the votes credited to the two lowest continuing candidates and the number of votes credited at such count to the lowest candidate is greater than one-third of the quota or one-third of the quota is greater than the sum of the number of votes credited at such count to the lowest candidate together with that surplus and any other surplus not transferred;

(b) a surplus which is equal to or greater than the difference between the numbers of votes credited to the two lowest candidates shall be transferred before any surplus which is less than such difference;

(c) if there are two or more surpluses, each of which is less than the difference between the numbers of votes credited to the two lowest candidates, the greatest of such surpluses shall be first transferred without regard to the count at which it arose.

(6) When two or more surpluses arise from the same count the largest shall be first dealt with and the others shall be dealt with in the order of their magnitude.

(7) If two or more candidates have each an equal surplus arising from the same count, regard shall be had to the number of original votes obtained by each candidate, and the surplus of the candidate credited with the largest number of original votes shall be first dealt with.

Where the numbers of such original votes are equal, regard shall be had to the total number of votes credited to such candidates at the first count at which they had an unequal number of votes, and the surplus of the candidate with the greatest number of votes at that count shall be first dealt with.

Where the numbers of votes credited to such candidates were equal at all counts, the returning officer shall determine by lot which surplus he will first deal with.

7. (1) If at any time no candidate has a surplus (or when under the preceding Rule an existing surplus need not be and is not transferred), and one or more vacancies remain unfilled, the returning officer shall exclude the candidate credited with the lowest number of votes, and shall examine all the papers of that candidate, and shall arrange the transferable papers in sub-parcels according to the next available preferences recorded thereon for continuing candidates, and shall transfer each sub-parcel to the candidate for whom that preference is recorded, and shall make a separate sub-parcel of the non-transferable papers. The non-transferable papers shall be set aside as finally dealt with and shall for the purposes of Rule 43 in the Fifth Schedule to this Act be described as non-transferable papers not effective.

(2) If the total of the votes of the two or more lowest candidates together with any surplus not transferred, is less than the number of votes credited to the next highest candidate and the number of votes credited to the lowest candidate is greater than one-third of the quota, the returning officer may in one operation exclude those candidates and transfer their votes in accordance with Rule 7 (1).

(3) If, when a candidate has to be excluded under this Rule, two or more candidates have each the same number of votes and are lowest, regard shall be had to the number of original votes credited to each of those candidates, and the candidate with the smallest number of original votes shall be excluded, and where the numbers of the original votes are equal, regard shall be had to the total numbers of votes credited to those candidates at the first count at which they had an unequal number of votes, and the candidate with the lowest number of votes at that count shall be excluded and, where the numbers of

votes credited to those candidates were equal at all counts, the returning officer shall determine by lot which shall be excluded.

8. (1) Whenever any transfer is made under any of the preceding Rules each sub-parcel of papers transferred shall be placed on top of the parcel, if any, of papers of the candidate to whom the transfer is made, and that candidate shall be credited with a number of votes equal to the number of papers transferred to him.

(2) If after any transfer a candidate has a surplus, that surplus shall be dealt with in accordance with and subject to the provisions contained in Rule 6 before any other candidate is excluded.

9. (1) When the number of continuing candidates is equal to the number of vacancies remaining unfilled, the continuing candidates shall thereupon be deemed to be elected.

(2) When only one vacancy remains unfilled, and the votes of some one continuing candidate exceed the total of all the votes of the other continuing candidates, together with any surplus not transferred, that candidate shall thereupon be deemed to be elected.

(3) When the last vacancies can be filled under this Rule, no further transfer of votes need be made so long as the number of votes credited to each of the continuing candidates referred to in Rule 9 (2) who are not deemed to be elected is greater than one-third of the quota.

10. (1) Any candidate or his agent may, at the conclusion of any count, request the returning officer to re-examine and recount all or any of the papers dealt with during that count, and the returning officer shall forthwith re-examine and recount accordingly the papers indicated without making any alterations in the arrangement of the papers in the various parcels, save where such alterations may be necessary in consequence of any error discovered in the recount. The returning officer may also at his discretion recount papers either once or more often in any case in which he is not satisfied as to the accuracy of any count: Provided that nothing herein shall make it obligatory on the returning officer to recount the same parcel of papers more than once.

(1A) The power under the foregoing paragraph of a returning officer to recount at his discretion papers in any case in which he is not satisfied as to the accuracy of any count extends to papers dealt with at an earlier count than the immediately preceding one.

(1B) As respects each candidate, one request (and not more) may be made by him or his election agent for a complete re-examination and recount of all parcels of ballot papers, and the returning officer shall forthwith re-examine and recount the parcels of ballot papers accordingly. In the re-examination and recount, the number or order of ballot papers in any parcel shall not be disturbed. Nothing in the foregoing provisions of this paragraph shall make it obligatory on the returning officer to re-examine or recount the same parcel of papers more than once, but if an error is discovered which is, in the opinion of the returning officer, a significant error likely to affect the result of the election, the returning officer shall count all the papers afresh from the point at which the error occurred.

(1C) Where an error is discovered, the returning officer shall, where necessary, amend any results previously announced by him.

(2) The powers of the Court upon an election petition shall include power to direct the whole or any part of the ballot papers to be recounted, and the result of the election to be ascertained in accordance with these Rules.

(3) On any such recount, subject to such modifications as may be necessary by reason of any order of the Court, each paper shall take the same course as at the original counting of the votes.

11. (1) If any question shall arise in relation to the exclusion of any candidate under Rule 7 or to any transfer of votes, the decision of the returning officer, whether expressed or implied by his acts, shall be final, unless an objection in writing stating the grounds thereof is made to the returning officer by any candidate or his agent before the declaration of the poll, and in that event the decision of the returning officer may be reversed upon an election petition.

(2) If any decision of the returning officer is so reversed, the transfer in question and all operations subsequent thereto shall be void, and the court may direct what transfer is to be made in place

of the transfer in question, and may cause the subsequent operations to be carried out, and the result of the election to be ascertained in accordance with these Rules.

12. In these Rules—

(1) The expression “continuing candidate” means any candidate not deemed to be elected and not excluded.

(2) The expression “first preference” means the figure “1”, the word “one” or a mark such as “X” which, in the opinion of the returning officer, clearly indicates a first preference; the expression “second preference” means the figure “2”, the word “two” or a mark which, in the opinion of the returning officer, clearly indicates a second preference, standing in succession to a first preference; and the expression “third preference” means the figure “3”, the word “three” or a mark which, in the opinion of the returning officer, clearly indicates a third preference, standing in succession to a second preference; and so on.

(3) The expression “next available preference” means a preference which, in the opinion of the returning officer, is a second or subsequent preference recorded in consecutive order for a continuing candidate, the preferences next in order on the ballot paper for candidates already deemed to be elected or excluded being ignored.

(4) The expression “transferable paper” means a ballot paper on which, following a first preference, a second or subsequent preference is recorded in consecutive numerical order for a continuing candidate.

(5) The expression “non-transferable paper” means a ballot paper on which no second or subsequent preference is recorded for a continuing candidate.

Provided that a paper shall be deemed to have become a non-transferable paper whenever—

(a) the names of two or more candidates (whether continuing or not) are marked with the same number and are next in order of preference; or

(b) the name of the candidate next in order of preference (whether continuing or not) is marked

(i) by a number not following consecutively after some other number on the ballot paper; or

(ii) by two or more numbers; or

(c) it is void for uncertainty.

(6) The expression “original vote” in regard to any candidate means a vote derived from a ballot paper on which a first preference is recorded for that candidate.

(7) The expression “transferred vote” in regard to any candidate, means a vote derived from a ballot paper on which a second or subsequent preference is recorded for that candidate.

(8) The expression “surplus” means the number of votes by which the total number of the votes, original and transferred credited to any candidate, exceeds the quota.

(9) The expression “count” means—

(a) all the operations involved in the counting of the first preferences recorded for candidates; or

(b) all the operations involved in the transfer of the surplus of an elected candidate; or

(c) all the operations involved in the transfer of the votes of an excluded candidate.

(10) The expression "deemed to be elected" means deemed to be elected for the purpose of counting of the votes but without prejudice to the declaration of the result of the poll.

(11) The expression "determine by lot" means determine in accordance with the following direction:—The names of the candidates concerned having been written on similar slips of paper, and the slips having been folded so as to prevent identification and mixed and drawn at random, the candidate or candidates shall, in cases of exclusion be excluded in the order in which their names are drawn, and, in cases of surpluses, the surpluses shall be transferred in the order in which the names are drawn.

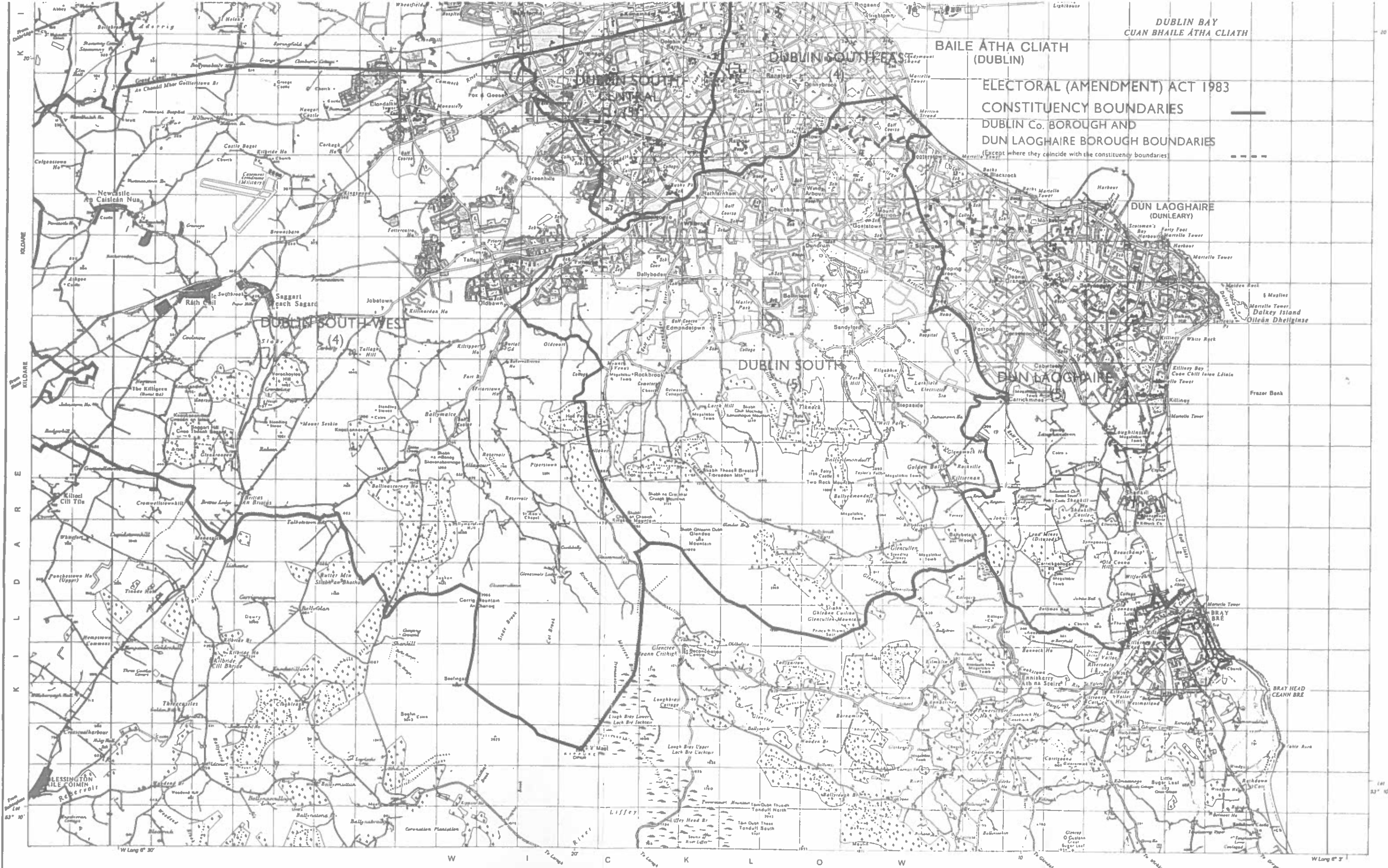






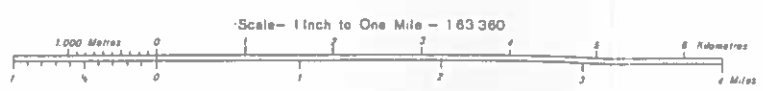
BAILE ÁTHA CLIATH  
(DUBLIN)

ELECTORAL (AMENDMENT) ACT 1983  
CONSTITUENCY BOUNDARIES  
DUBLIN Co. BOROUGH AND  
DUN LAOGHAIRE BOROUGH BOUNDARIES  
(Except where they coincide with the constituency boundaries)

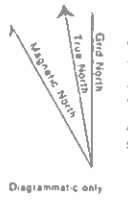


- National Primary Roads
- National Secondary Roads
- Trunk Roads
- Link Roads
- Dist. Class Roads
- Other Roads
- Footpaths
- Buildings
- Railways
- Public House
- Caravan Park

- County Boundaries
- Church or Chapel
- Lighthouses
- Contours
- Paris G&T Courses etc.
- Woods and State Forests
- Power Station
- Triangulation Station
- Antiquities
- An Taisne (National Trust) Property



Altitudes are given in feet and are referred to Ordnance Survey Datum of 1837 which is a Low Water of Spring Tides observed in Dublin Bay on the 8th April 1837  
Published by the Director at the Ordnance Survey Office, Phoenix Park, Dublin.  
© Government of Ireland 1984



**NORTH POINTS**  
At the centre of the map Magnetic North is 10° 48' West of Grid North (1960)  
Annual decrease 12.5  
At the mid-point of the Eastern edge of the Sheet True North is 1° 35' W of Grid North  
At the mid-point of the Western edge of the Sheet True North is 1° 31' W of Grid North

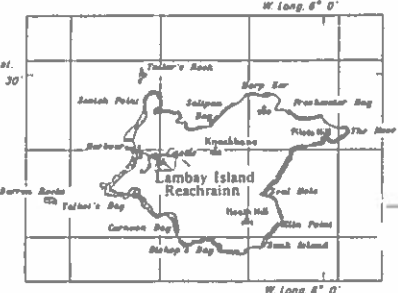
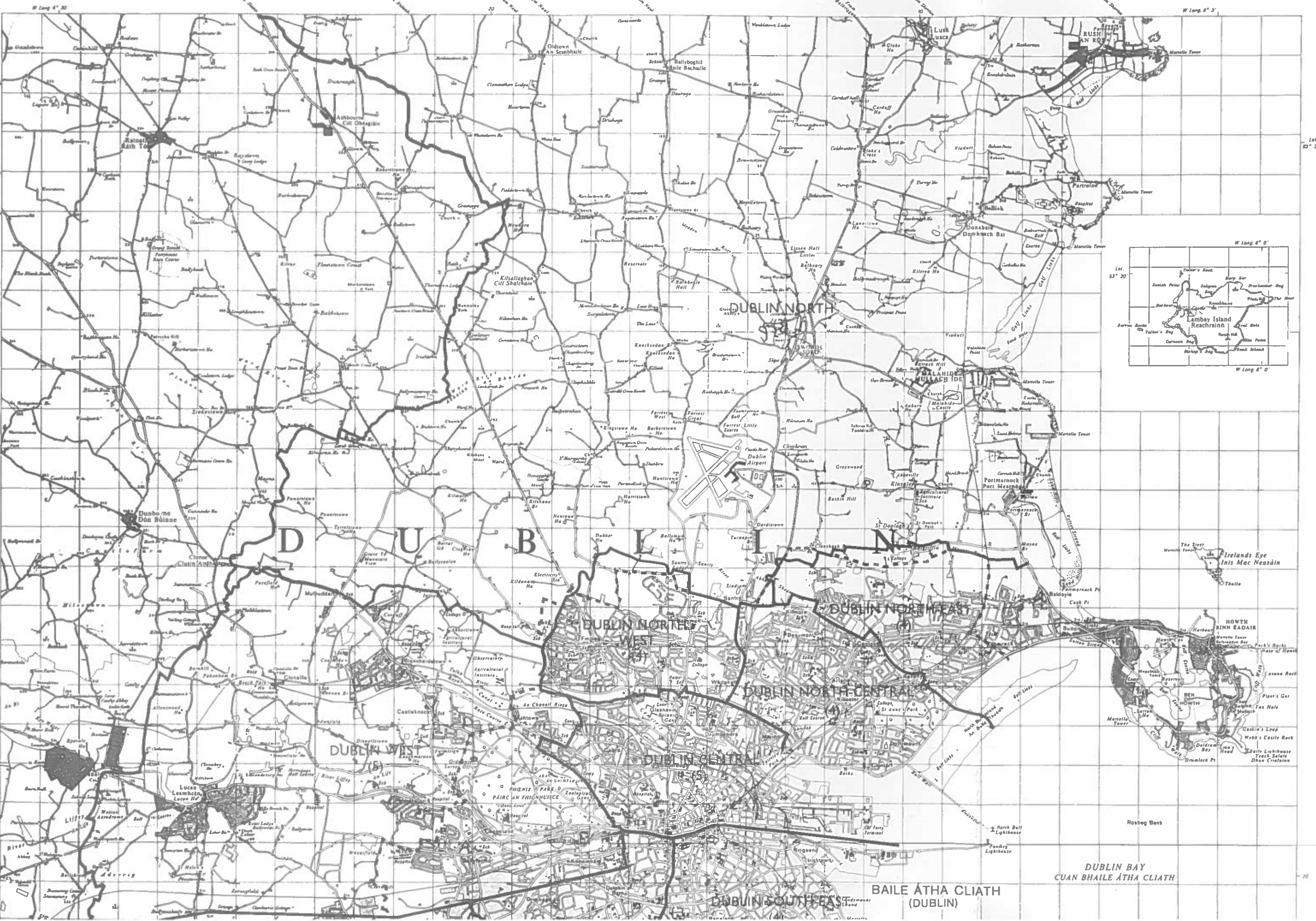
**THE NATIONAL GRID**  
The Grid is shown as a series of Sub-Zones as shown by the diagram. Emphasized grid lines define the Sub-Zone limits on the map. A grid reference consists of the appropriate Sub-Zone letter, the Easting coordinate and the Northing coordinate of the position, given in that sequence.  
**EXAMPLES**  
KILTEEL - LUSK -

100	A	B	C	D	E
200	F	G	H	J	K
300	L	M	N	O	P
400	Q	R	S	T	U
500	V	W	X	Y	Z
600					
700					
800					
900					
1000					

The representation on this Map of a Road Track or Footpath is not evidence of the existence of a right of way.  
Road classification 1978  
Railways Revised 1978

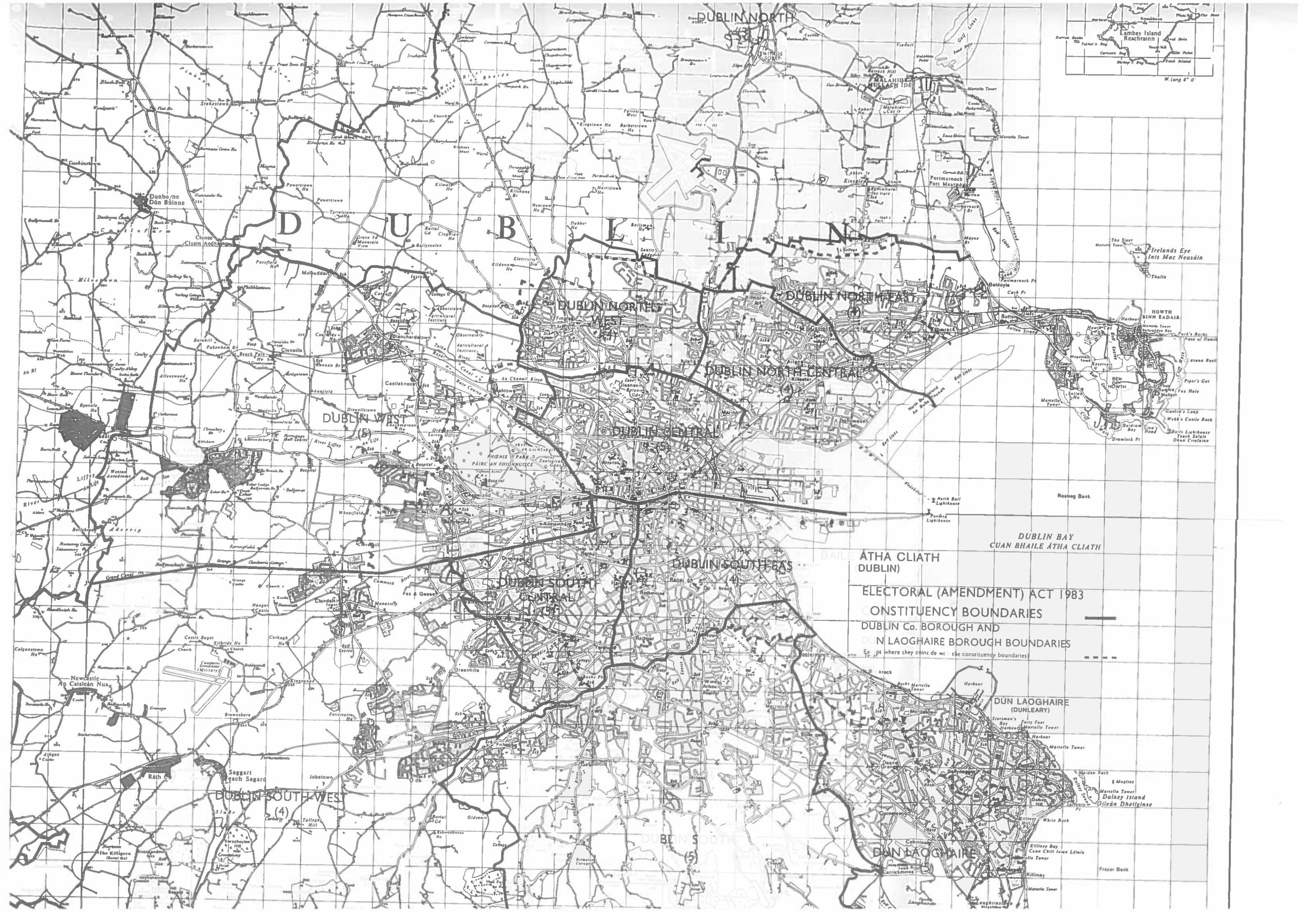
# DUBLIN DISTRICT

ORDNANCE SURVEY OF IRELAND



DUBLIN BAY  
CUAN BHAILE ÁTHA CLIATH

BAILE ÁTHA CLIATH  
(DUBLIN)



D U B L I N

DUBLIN WEST

DUBLIN NORTH WEST

DUBLIN NORTH EAST

DUBLIN NORTH CENTRAL

DUBLIN CENTRAL

DUBLIN SOUTH EAST

DUBLIN SOUTH WEST

DUBLIN SOUTH WEST (4)

BAILE ÁTHA CLIATH (DUBLIN)

DUBLIN BAY  
CUAN BHAILE ÁTHA CLIATH

ELECTORAL (AMENDMENT) ACT 1983

○ CONSTITUENCY BOUNDARIES

DUBLIN Co. BOROUGH AND  
DUN LAOGHAIRE BOROUGH BOUNDARIES

--- pt where they coincide with the constituency boundaries

DUN LAOGHAIRE  
(DUNLEARY)

DUN LAOGHAIRE