



AVENGER
— WORK BOOTS —

Barcode labels with alphanumeric codes and numbers, including '200-P'.

200-P



FLIGHT

SD10

NEW!
PRE-ORDER
NOW!



SD10

COLOR
Brown
12999SW6500

GENDER
Mens

SIZE
D & EE: 7-12, 13, 14, 15

FEATURES
CT, SD10, SR, SF

A7037



BLACKSMITH

EXTERNAL ARMORDILLO MET GUARD

NEW!
PRE-ORDER
NOW!



Black –
External Met
15999SW8000

Mens

D & EE: 7-12, 13, 14

AT, EH WP, Mt, SR

A8818



SUMMIT TRAIL

NEW!
PRE-ORDER
NOW!



Brown
12999SW6500

Mens

D & EE: 7-12, 13, 14

CT, EH, SR, SF, WP

A8855



Black –
Internal Met
12999SW6500

Mens

D & EE: 7-12, 13, 14

CT, EH, Mt, SR, SF

A8805



Black –
Internal Met
12999SW6500

Womens

B & D: 6-10, 11

CT, EH, Mt, SR, SF

A8845



Black –
Internal Met
12999SW6500

Mens

D & EE: 7-12, 13, 14

CT, EH, Mt, SR, SF

A8850



Black –
Internal Met
12999SW6500

Womens

B & D: 6-10, 11

CT, EH, Mt, SR, SF

A8860



SUMMIT TRAIL



NOW IN STOCK

		COLOR	GENDER	SIZE	FEATURES
A8806		Brown 11495SW5748	Mens	D & EE: 7-12, 13, 14	CT, EH, SR, SF
A8808		Light Brown 11499SW5748	Womens	B & D: 6-10, 11	CT, EH, SR, SF
A8803	 SD10	Black 11999SW6000	Mens	D & EE: 7-12, 13, 14, 15, 16, 17 6E: 9-12, 13, 14, 15, 16, 17	CT, SD10, SR, SF, B&W
A8843	 SD10	Black 11999SW6000	Womens	B & D: 5-10, 11	CT, SD10, SR, SF
A8804	 SD10	Dark Brown 11999SW6000	Mens	D & EE: 7-12, 13, 14, 15, 16, 17 6E: 9-12, 13, 14, 15, 16, 17	CT, SD10, SR, SF, B&W
A8844	 SD10	Dark Brown 11999SW6000	Womens	B & D: 5-10, 11	CT, SD10, SR, SF



BLACKSMITH




NOW IN STOCK

	COLOR	GENDER	SIZE	FEATURES
A8815	 Medium Brown 13999SW7000	Mens	D & EE: 7-12, 13, 14, 15, 16, 17 6E: 9-12, 13, 14, 15, 16, 17	AT, EH, WP, SR, B&W
A8816	 Black – Internal Met 15999SW8000	Mens	D & EE: 7-12, 13, 14, 15, 16, 17 6E: 9-12, 13, 14, 15, 16, 17	AT, EH, Mt, WP, SR, B&W



DOZER A-MAX

MEGA COMFORT
WORK-LIFE WELLNESS SOLUTIONS

A8700	 Brown 15999SW7838	Mens	D & EE: 7-12, 13, 14	CT, EH, SR, WP MEGAComfort Insole included
A8710	 Brown 16999SW8373	Mens	D & EE: 7-12, 13, 14	CT, PR, EH, SR, WP MEGAComfort Insole included
A8720	 Brown 15999SW7838	Mens	D & EE: 7-12, 13, 14	CT, EH, SR, WP, SF MEGAComfort Insole included



AERO TRAIL

MID

NOW IN STOCK

A8811



COLOR
Olive
12499SW6250

GENDER
Mens

SIZE
D & EE: 7-12, 13, 14, 15, 16, 17
6E: 9-12, 13, 14, 15, 16, 17

FEATURES
CT, EH, WP, SR,
SF, B&W

A8813



COLOR
Light Blue
12499SW6250

GENDER
Womens

SIZE
B & D: 6-10, 11

FEATURES
CT, EH, WP, SR, SF



AERO TRAIL



SCAN ME

A1220



COLOR
Black / Blue
10999SW5609

GENDER
Mens

SIZE
D & EE: 7-12, 13, 14

FEATURES
CT, EH, SF, SR

A1221



COLOR
Yellow / Blue
10999SW5609

GENDER
Mens

SIZE
D & EE: 7-12, 13, 14

FEATURES
CT, EH, SF, SR

A1222



COLOR
Olive / Yellow
10999SW5609

GENDER
Mens

SIZE
D & EE: 7-12, 13, 14, 15, 16, 17
6E: 9-12, 13, 14, 15, 16, 17

FEATURES
CT, EH, SF, SR, B&W

A1250



COLOR
Grey / Magenta
10999SW5609

GENDER
Womens

SIZE
B & D: 6-10, 11

FEATURES
CT, EH, SF, SR

A1251



COLOR
Grey / Teal
10999SW5609

GENDER
Womens

SIZE
B & D: 6-10, 11

FEATURES
CT, EH, SF, SR



RIPSAW



SCAN ME

		COLOR	GENDER	SIZE	FEATURES
A7830		Brown – Wellington 15500SW8060	Mens	D & EE: 7-12, 13, 14, 15	AT, EH, PR, WP, SR
A7831		Black – Wellington 15500SW8060	Mens	D & EE: 7-12, 13, 14, 15	AT, EH, PR, WP, SR
A7333		Brown – 8" 15500SW8060	Mens	D & EE: 7-12, 13, 14, 15	AT, EH, PR, WP, SR
A7336		Brown 14500SW7540	Mens	D & EE: 7-12, 13, 14, 15	AT, EH, PR, WP, SR
A7340		Brown – Romeo 14000SW7280	Mens	D & EE: 7-12, 13, 14, 15	AT, EH, PR, NME, WP, SR
A7341		Black – Romeo 14000SW7280	Mens	D & EE: 7-12, 13, 14, 15	AT, EH, PR, NME, WP, SR
A7342		Brown – Romeo Internal Met 15000SW7800	Mens	D & EE: 7-12, 13, 14, 15	AT, EH, PR, NME, Mt, SR

HAMMER



SCAN ME

	COLOR	GENDER	SIZE	FEATURES
A7876	Brown 15000SW7800 16000SW8150	Mens	D, EE, 4E, 6E: 7-12, 13, 14, 15, 16, 17	CN, EH, PR, SF, WP, SR, HR, B&W
A7896	Brown – Wellington Internal Met 20000SW10400	Mens	D & EE: 7-12, 13, 14, 15, 16, 17	CN, EH, PR, SF, WP, SR, HR, Mt, B&W
A7555	Brown – 8” 15500SW8060	Mens	D & EE: 7-12, 13, 14, 15	CN, EH, PR, SF, WP, SR, HR
A7546	Brown 15500SW8060 16500SW8410	Mens	D, EE, 4E, 6E: 7-12, 13, 14, 15, 16, 17	CN, EH, PR, SF, WP, SR, HR, B&W
A7547	Black 15500SW8060 16500SW8410	Mens	D, EE, 4E, 6E: 7-12, 13, 14, 15, 16, 17	CN, EH, PR, SF, WP, SR, HR, B&W
A7573	Brown – 8” 600 Gram 16000SW8320	Mens	D & EE: 7-12, 13, 14, 15, 16, 17	CN, EH, PR, WP, SR, HR, IN, B&W
A7577	Brown – 8” 1000 Gram 16000SW8320	Mens	D & EE: 7-12, 13, 14, 15, 16, 17	CN, EH, PR, WP, SR, HR, B&W, IN
A7590	Brown – External Met 17500SW9100	Mens	D & EE: 7-12, 13, 14, 15, 16, 17	CN, EH, PR, SF, WP, SR, HR, Mt, B&W
A7556	Brown – 8” Internal Met 19000SW9785	Mens	D & EE: 7-12, 13, 14, 15, 16, 17	CN, EH, PR, Mt, WP, SR, HR, B&W
A7591	Brown – Internal Met 17500SW9100	Mens	D & EE: 7-12, 13, 14, 15, 16, 17	CN, EH, PR, SF, WP, SR HR, Mt, B&W

HAMMER

A-MAX



A7800

A7801

COLOR	GENDER	SIZE	FEATURES
Black 17000SW8840	Mens	D & EE: 7-12, 13, 14	CN, EH, PR, WP, HR, SR, SF
Black – Internal Met 21000SW10815	Mens	D & EE: 7-12, 13, 14, 15, 16, 17	CN, EH, PR, WP, HR, SR, SF, Mt, B&W



FOUNDATION



A7400

A7401

A7450

A7451

A7402

A7452

Black 13000SW6760	Mens	D & EE: 7-12, 13, 14, 15, 16, 17	CN, PR, EH, WP, SR, B&W
Brown 13000SW6760	Mens	D & EE: 7-12, 13, 14, 15, 16, 17	CN, PR, EH, WP, SR, B&W
Black 13000SW6760	Womens	B & D: 6-10, 11	CN, PR, EH, WP, SR
Brown 13000SW6760	Womens	B & D: 6-10, 11	CN, PR, EH, WP, SR
Brown – Internal Met 14000SW7280	Mens	D & EE: 7-12, 13, 14, 15, 16, 17	CN, PR, EH, WP, Mt, SR, B&W
Brown – Internal Met 14000SW7280	Womens	B & D: 6-10, 11	CN, PR, EH, WP, Mt, SR



BUILDER



SCAN ME

		COLOR	GENDER	SIZE	FEATURES
A8124		Black 10000SW5200	Womens	B & D: 6-10, 11	ST, EH, WP, SR
A8125		Brown 10000SW5200	Womens	B & D: 6-10, 11	ST, EH, WP, SR
A8224		Black 10000SW5200	Mens	D & EE: 7-12, 13, 14	ST, EH, WP, SR
A8225		Brown 10000SW5200	Mens	D & EE: 7-12, 13, 14	ST, EH, WP, SR
A8000		Black 9000SW4635	Mens	D & EE: 7-12, 13, 14, 15	ST, EH, SR
A8001		Brown 9000SW4635	Mens	D & EE: 7-12, 13, 14, 15	ST, EH, SR
A8050		Black 9000SW4635	Womens	B & D: 6-10, 11	ST, EH, SR
A8624		Black – Soft Toe 9500SW4940	Mens	D & EE: 7-12, 13, 14	SFT, EH, WP, SR
A8625		Brown – Soft Toe 9500SW4940	Mens	D & EE: 7-12, 13, 14	SFT, EH, WP, SR
A8674		Black – Soft Toe 9500SW4940	Womens	B & D: 6-10, 11	SFT, EH, WP, SR
A8675		Brown – Soft Toe 9500SW4940	Womens	B & D: 6-10, 11	SFT, EH, WP, SR



FLIGHT

SD10

A7030
A7040
A7036
A7035
A7046
A7045



SD10

COLOR	GENDER	SIZE	FEATURES
Brown 11999SW6119	Mens	D & EE: 7-12, 13, 14	CT, SD10, SF, SR
Brown 11999SW6119	Womens	B & D: 6-10, 11	CT, SD10, SF, SR
Black 11999SW6119	Mens	D & EE: 7-12, 13, 14	CT, SD10, SF, SR
Brown 11999SW6119	Mens	D & EE: 7-12, 13, 14	CT, SD10, SF, SR
Black 11999SW6119	Womens	B & D: 6-10, 11	CT, SD10, SF, SR
Brown 11999SW6119	Womens	B & D: 6-10, 11	CT, SD10, SF, SR



BREAKER

A7282
A7286
A7287



Black 12000SW6240	Mens	D & EE: 7-12, 13, 14, 15	CT, EH, PR, SF, WP, SR
Tan 12000SW6240	Womens	B & D: 6-10, 11	CT, EH, PR, SF, WP, SR
Black 12000SW6240	Womens	B & D: 6-10, 11	CT, EH, PR, SF, WP, SR

FRAMER

		COLOR	GENDER	SIZE	FEATURES
A7146		Brown / Pink 11500SW5980	Womens	B & D: 6-10, 11	CT, EH, SF, WP, SR
A7846		Brown 11500SW5980	Mens	D & EE: 7-12, 13, 14	CT, EH, SF, WP, SR
A7847		Black 11500SW5980	Mens	D & EE: 7-12, 13, 14	CT, EH, SF, WP, SR
A7123		Brown / Lilac 11500SW5865	Womens	B & D: 5-10, 11	CT, EH, PR, SF, WP, SR
A7126		Brown / Camel 11500SW5865	Womens	B & D: 5-10, 11	CT, EH, PR, SF, WP, SR
A7127		Black / Teal 11500SW5865	Womens	B & D: 5-10, 11	CT, EH, PR, SF, WP, SR
A7221		Brown 11500SW5865	Mens	D & EE: 7-12, 13, 14, 15, 16, 17	CT, EH, PR, SF, WP, SR, B&W
A7223		Black 11500SW5865	Mens	D & EE: 7-12, 13, 14, 15, 16, 17	CT, EH, PR, SF, WP, SR, B&W
A7228		Brown – 400 Gram 12500SW6375	Mens	D & EE: 7-12, 13, 14	CT, EH, PR, SF, WP, SR, IN
A7130		Brown – 400 Gram 12500SW6375	Womens	B & D: 5-10, 11	CT, EH, PR, SF, WP, SR, IN



WEDGE

	COLOR	GENDER	SIZE	FEATURES
A7505	 Brown 14000SW7280	Mens	D & EE: 7-12, 13, 14, 15, 16, 17	CN, EH, SF, WP, SR, B&W
A7506	 Brown 14000SW7280	Mens	D & EE: 7-12, 13, 14, 15, 16, 17	CN, EH, SF, WP, SR, B&W
A7507	 Tobacco 14500SW7540	Mens	D & EE: 7-12, 13, 14, 15	CN, EH, SF, WP, SR
A7508	 Black 14500SW7540	Mens	D & EE: 7-12, 13, 14	CN, EH, SF, WP, SR
A7509	 Brown 14500SW7540	Mens	D & EE: 7-12, 13, 14, 15	CN, EH, SF, WP, SR
A7510	 Brown – Soft Toe 13500SW7020	Mens	D & EE: 7-12, 13, 14	SFT, EH, PR, SF, WP, SR







FOREMAN

		COLOR	GENDER	SIZE	FEATURES
A7108		Brown 11000SW5720	Mens	D & EE: 7-12, 13, 14	CT, EH, PR, SF, SR
A7109		Black 11000SW5720	Mens	D & EE: 7-12, 13, 14	CT, EH, PR, SF, SR
A7110		Brown 11000SW5720	Mens	D & EE: 7-12, 13, 14, 15, 16, 17	CT, EH, PR, SF, SR, B&W
A7111		Black 11000SW5720	Mens	D & EE: 7-12, 13, 14, 15, 16, 17	CT, EH, PR, SF, SR, B&W
A7118		Brown 11000SW5720	Mens	D & EE: 7-12, 13, 14	CT, EH, WP, SF, SR
A7119		Black 11000SW5720	Mens	D & EE: 7-12, 13, 14	CT, EH, WP, SF, SR
A7120		Tan 11000SW5720	Womens	B & D: 6-10, 11	CT, EH, PR, SF, SR
A7164		Brown 11000SW5720	Womens	B & D: 6-10, 11	CT, EH, WP, SF, SR
A7165		Brown 11000SW5720	Womens	B & D: 6-10, 11	CT, EH, PR, SF, SR
A7169		Black 11000SW5720	Womens	B & D: 6-10, 11	CT, EH, PR, SF, SR





BLADE

		COLOR	GENDER	SIZE	FEATURES
A300		Black / White High 10000SW5200	Mens	D & EE: 7-12, 13, 14	AT, EH, NME, SR
A303		Black / Black High 10000SW5200	Mens	D & EE: 7-12, 13, 14	AT, EH, NME, SR
A353		Black / Black High 10000SW5200	Womens	B & D: 6-10, 11	AT, EH, NME, SR
A323		Black / Black Low 10000SW5200	Mens	D & EE: 7-12, 13, 14	AT, EH, NME, SR








CROSSCUT

A7711		Brown 11000SW5720	Mens	D & EE: 7-12, 13, 14	ST, EH, PR, NME, WP, SR
A7712		Black 11000SW5720	Mens	D & EE: 7-12, 13, 14	ST, EH, PR, NME, WP, SR



SPECIALTY

	COLOR	GENDER	SIZE	FEATURES
A7227	 Black 10000SW5200	Mens	D & EE: 7-12, 13, 14	ST, EH, WP, SR
A7244	 Brown 13000SW6760	Mens	D & EE: 6-12, 13, 14, 15	CT, EH, SF, WP, SR
A7245	 Black 13000SW6750	Mens	D & EE: 7-12, 13, 14, 15	CT, EH, SF, WP, SR
A7248	 Black 13500SW7020	Mens	D & EE: 7-12, 13, 14	CN, EH, SF, WP, SR
A7264	 Brown – 200 Gram 13500SW7020	Mens	D & EE: 7-12, 13, 14, 15	CT, EH, SF, WP, SR, IN
A7542	 Brown 11999SW6240	Mens	D & EE: 7-12, 13, 14	CN, EH, SR, HR