

Croatian Museum Statistics overview, 2022

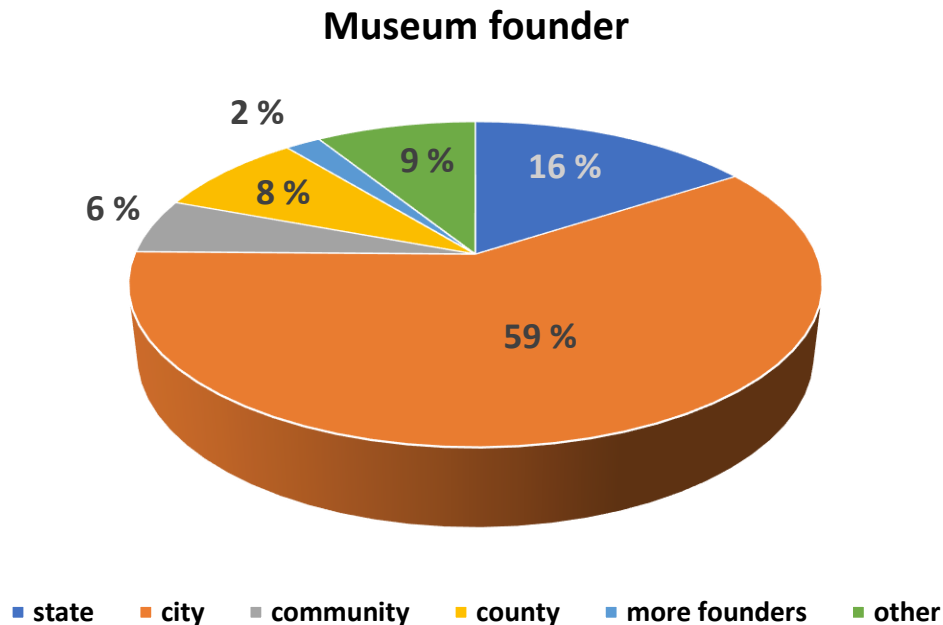
Source of data: Register of Museums, galleries and collections in Croatia (Museum Documentation Center), annual questionnaire, official documents, cooperation with museums, field work

Last data for 2022 delivered: 29th March 2023

Units in the database (MDC's Register): 308¹

The presented data refer to **168**² legally established and registered museums registered in the [Register of Public and Private Museums in the Republic of Croatia](#). During the year 2022 four new museum institutions entered the Register³.

Response: 72 %⁴



Founders of museums in Croatia are cities (59 %⁵), state (16 %⁶), counties (8 %), communities (6 %), other founders (9 %), more founders⁷ (2 %).

¹ Number of physical museums (units) in the Register relating to 262 legal entities. Some museums are part of complex institutions that include multiple museums (units).

² The Art Pavilion in Zagreb is not included in the statistical review, as it acts as a gallery. The number of 168 museums (legal entities) in the Register refers to 207 physical museums (units).

³ New museums (collections) in the Register: Muzejska zavičajna zbirka grada Novske, Muzej crvene povijesti, Galerija „Barutana 1991.“ and Zavičajni muzej Daruvar.

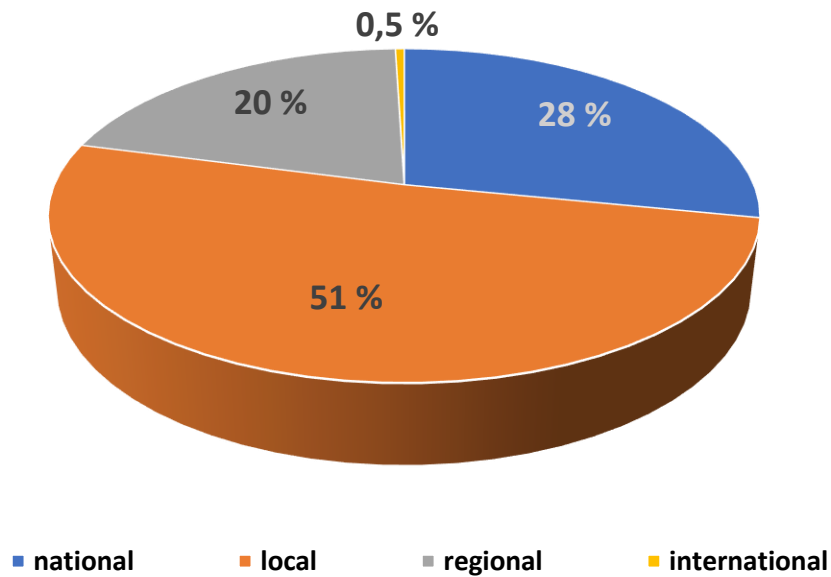
⁴ The response (147 museums - 120 legal entities) refers to museums that have updated any data or set of data in the online database of the Register for 2022; they did not necessarily update all the data.

⁵ Culture centers, public open universities, art centres are included as were also founded by cities.

⁶ Ministries and Government of the Republic of Croatia included as founders.

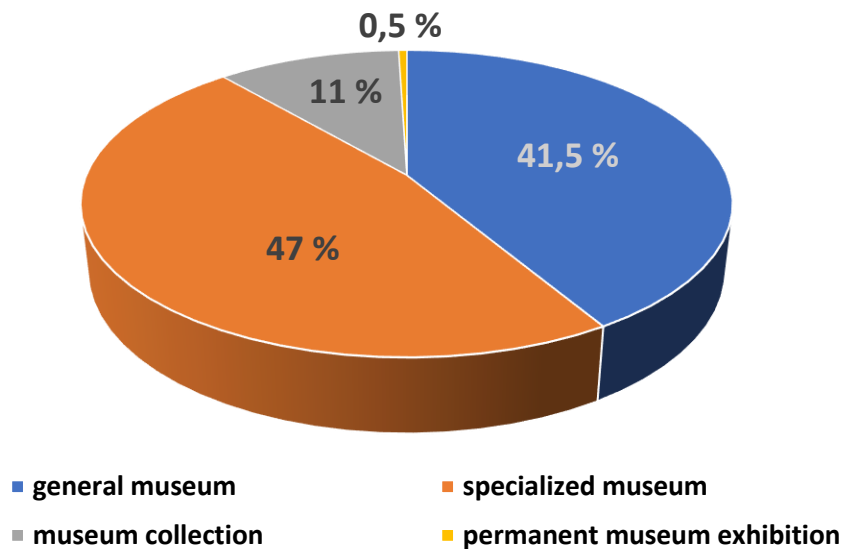
⁷ Museums which are founded by state and the city together (3) and county and the city (1) are included.

Scope of activity



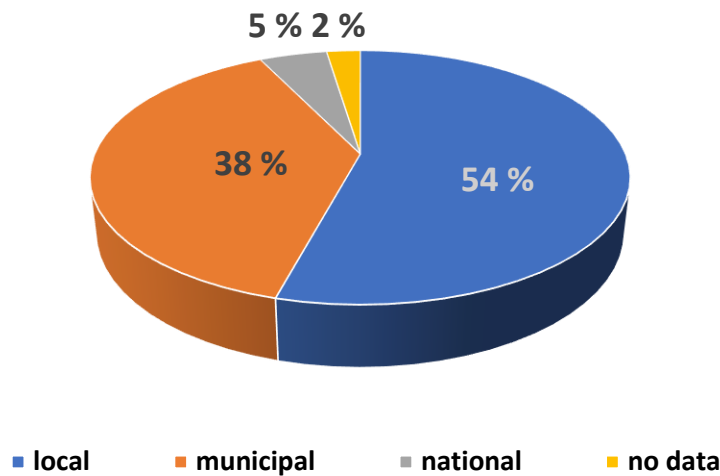
According to the scope of activity, 51 % of Croatian museums operate locally, 28 % have national reach, 20 % operate regionally and 0,5 % internationally.

Type of museum



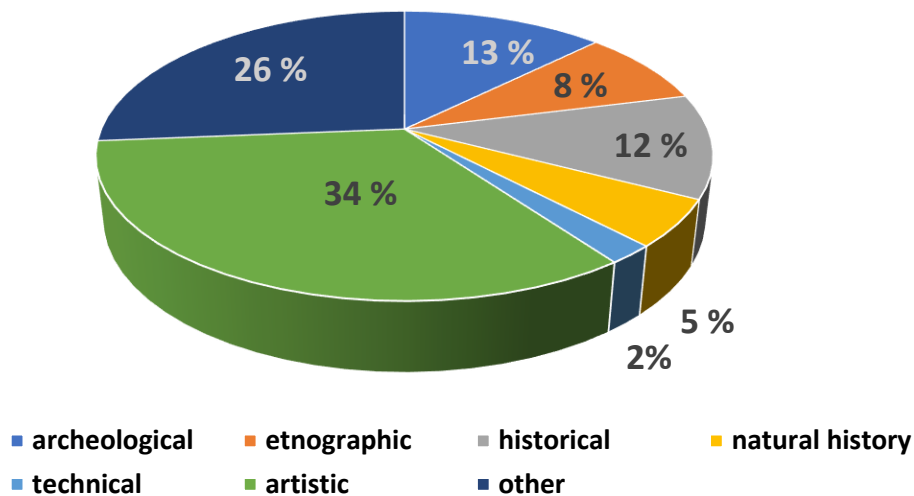
By type, Croatian museums are divided into general (41,5 %), specialized museums (47 %) and museum collections (11 %) and a permanent museum exhibition (only one of the museums from the Register, which makes 0,5 %).

General museum/type



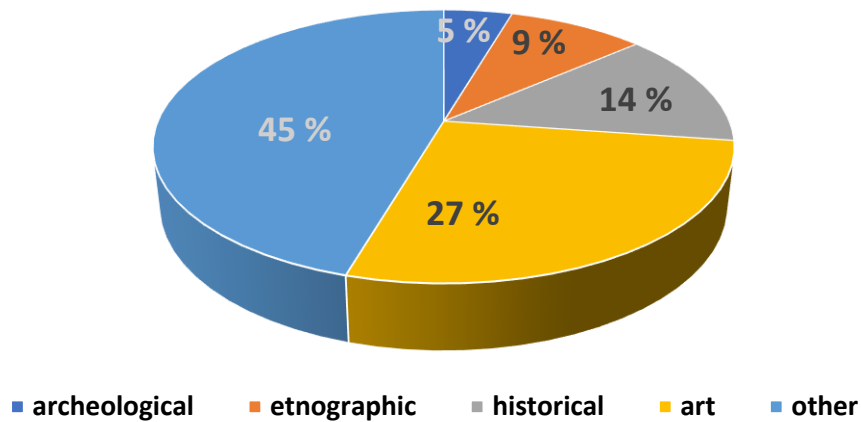
Among general type of museums, there are 45 local ones (54 % of general museums), 32 municipal (38 % of general museums), 4 national ones (5 % of the general type of museums) while 2 general museums do not belong to any of listed subgroup (2 %).

Specialised museum/type



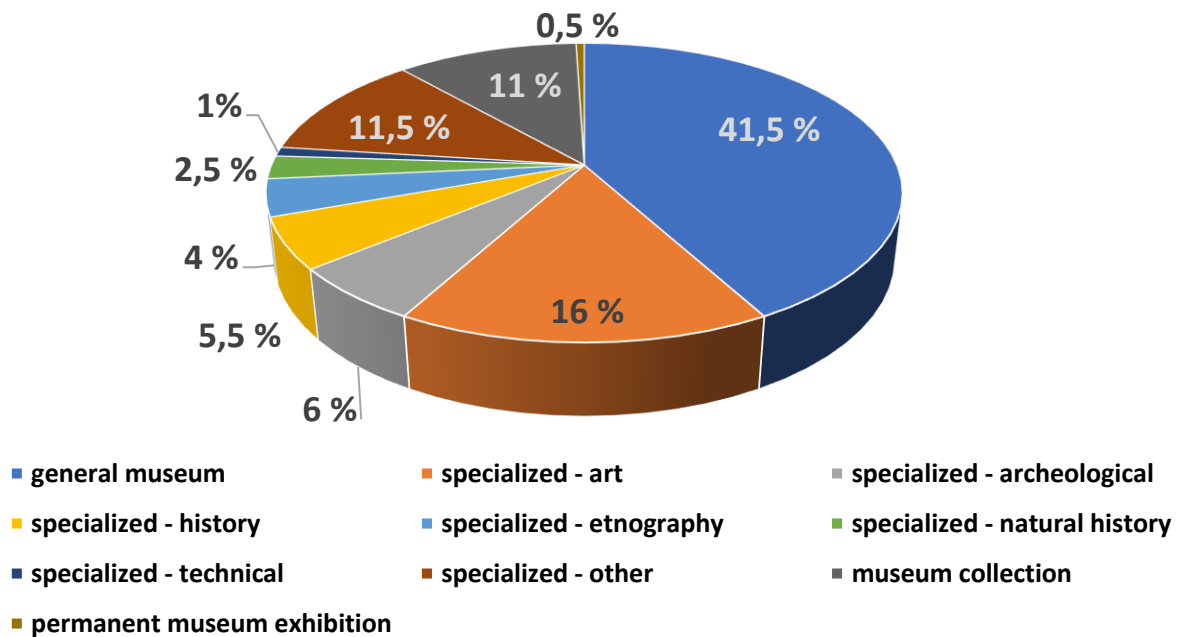
Among specialized museums (95) by type, most are art museums (32 or 34 %) followed by archeological museums (12 or 13 %), historical ones (11 or 12 %), ethnographical (8 or 8 %), natural history museums (5 or 5 %), technical museums (2 or 2 %) and other types of specialized museums (25 or 26 %) among which there are biographical, memorial, hunting, police, sport, school, postal, sacral, typhological, etc.

Museum collections / type



Among the 22 museum collections, there are 6 art (27 %), 3 historical (14 %), 2 ethnographic (9 %), 1 archeological (5 %) and 10 other types of collections (45 %).

Museums, museum collections, permanent museum exhibitions / Type



Museums by type are divided into *general museums* (84 museums or 41,5 %), *specialized museums* (96 or 48 %) - archeological (6 %), ethnographic (4 %), history (5,5 %), natural history (2,5 %), technical (1 %), art (16 %) and other (12,5 %); *museum collections* (22 or 11 %) and *permanent museum exhibition* (1 or 0,5 %).

Museum staff

Total number of persons employed in Croatian museums: 1820

Total number of museum professionals: 1122 (not including trainees)

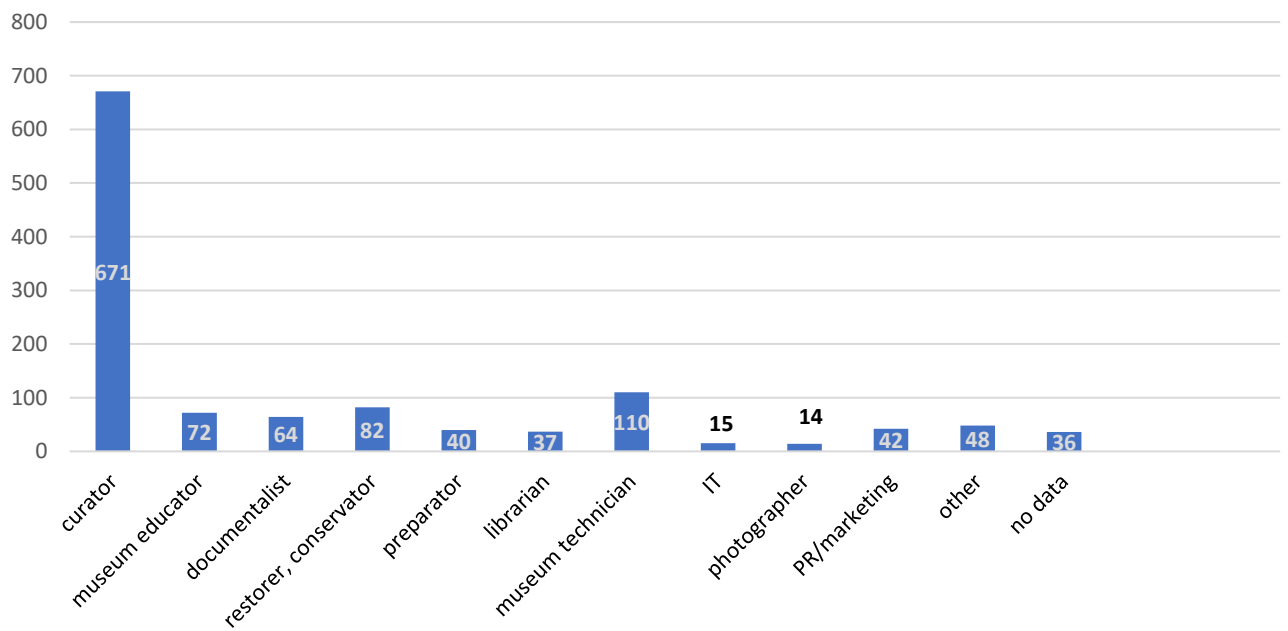
Average age of professional museum staff: 47

Museum professionals by gender:

Women: 64 %

Men: 36 %

Professional museum staff / positions



NB: some of the above titles overlap, given that some museum staff have dual titles - either performing both jobs or taking a professional exam for both titles. All professional titles listed in the table also include corresponding higher professional titles.

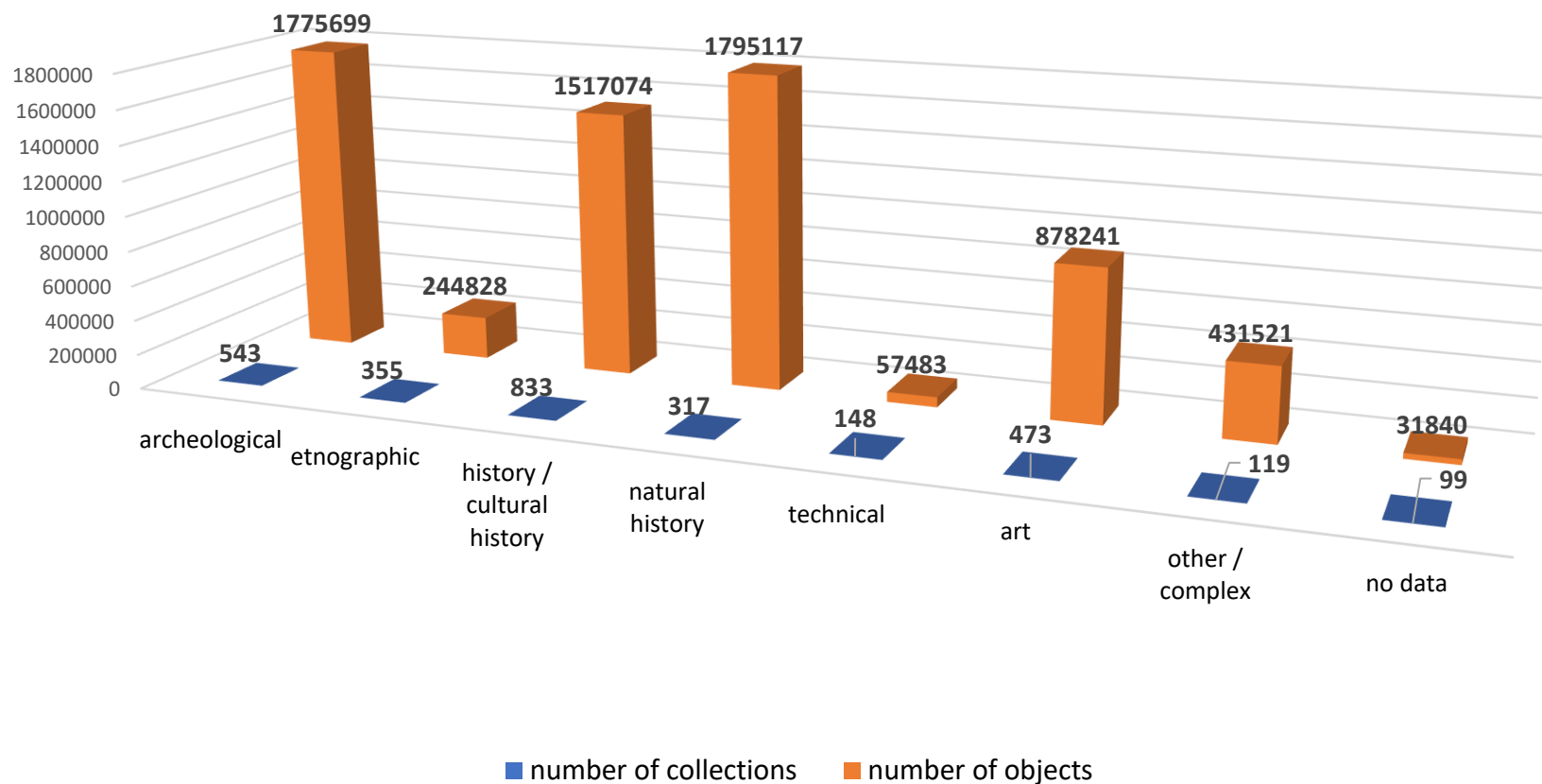
Type of collection – number of museum collections, total number of museum objects

Number of museum collections: 2887

Total number of objects in museum collections: 6.731.803

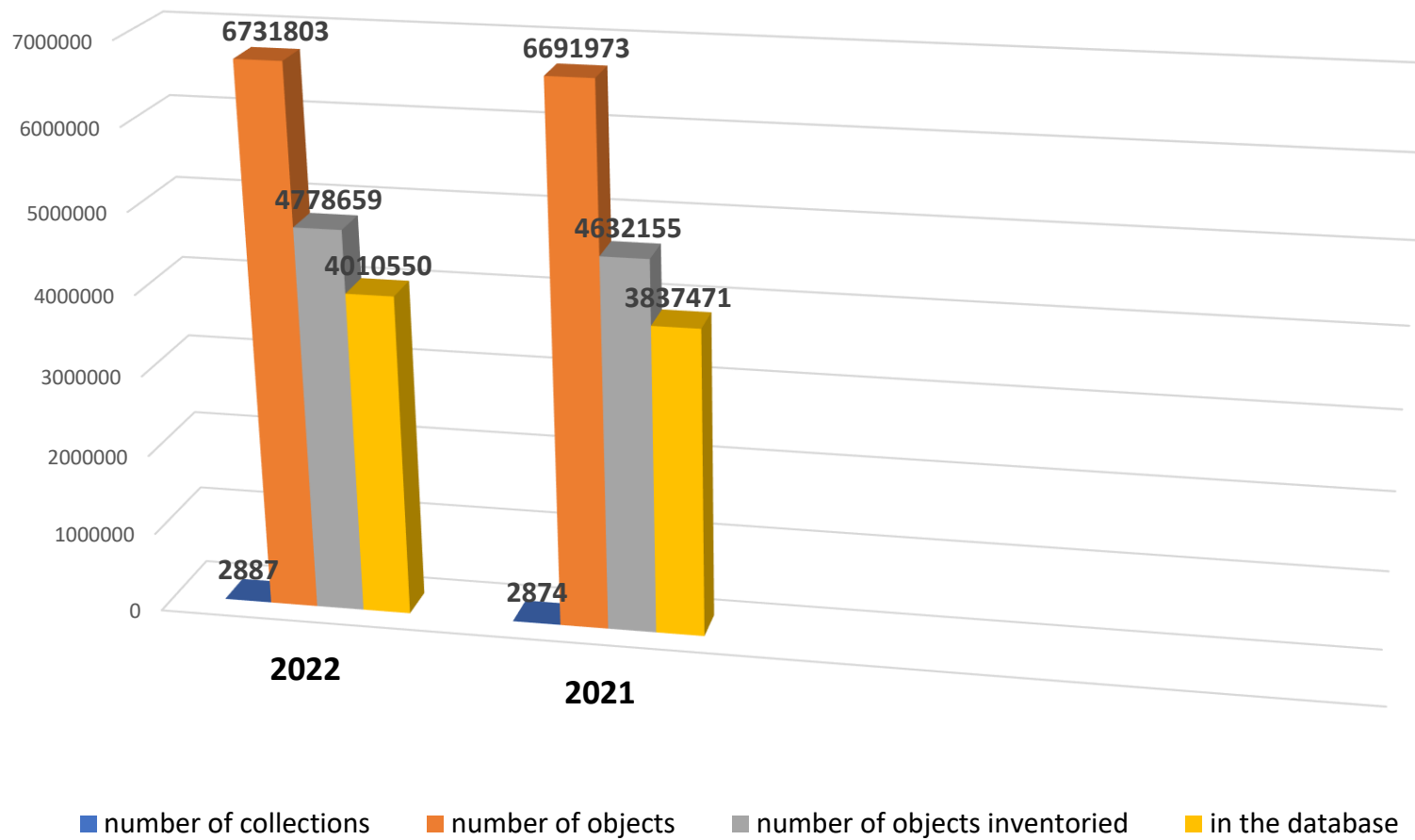
Number of objects inventoried: 4.778.659 (71 %)

Number of objects in the database: 4.010.550 (59,5 %)



Source of data: Register of Museums, galleries and collections in Croatia, Museum Documentation Centre (MDC), 2023. Author: Tea Rihtar Jurić. The users of data are obliged to quote the source of data.

Number of museum collections and museum objects, 2021 / 2022



Source of data: Register of Museums, galleries and collections in Croatia, Museum Documentation Centre (MDC), 2023. Author: Tea Rihtar Jurić. The users of data are obliged to quote the source of data.