

JB

LA

2013-14 MEDIA GUIDE



268 HP

(HP = Highway Passing)



CAMRY V6

toyota.com/camry

Options shown. ©2013 Toyota Motor Sales, U.S.A., Inc.




TOYOTA

Let's
Go
Places



Toyota. A proud sponsor of the L.A. Lakers for 37 years.



Jerry Hatten Buss

1933-2013

"I love L.A. The city and myself were soul mates."

The 2013-14 Los Angeles Lakers Media Guide was written and edited by Josh Rupprecht. Co-edited by Nick Mazzella with assistance from John Black and Daniel Ramirez. Design, layout and cover by Josh Rupprecht. Statistical assistance from Bob Rosen, Chris Thorn and the Elias Sports Bureau. Photography by Andrew Bernstein, Wen Roberts and NBA Photos.

All NBA and team insignia depicted in this publication are the property of NBA Properties, Inc. and the respective teams of the NBA and may not be reproduced for commercial purposes without the prior written consent of NBA Properties, Inc.

The information contained in this publication was compiled by the Los Angeles Lakers and is provided as a courtesy to our fans and the press and may be used only for personal or editorial purposes. Any commercial use of this information is prohibited without the prior written consent of the Los Angeles Lakers.

Copyright © 2013 Los Angeles Lakers

REMEMBERING A LEGEND

In August of 2002, the Los Angeles Lakers lost a cherished family member with the passing of Chick Hearn. More than an announcer, Chick embodied the spirit and determination that have made the Los Angeles Lakers champions 16 times over. The Lakers lone play-by-play voice since the team moved to Los Angeles prior to the 1960-61 season, Chick was the Lakers for the better part of four decades. With his words-eye-view of the game and colorful chickisms making his broadcasts truly one of a kind, it is a streak of unmatched proportions that will perhaps be Chick's lasting legacy. Beginning in Los Angeles on November 21, 1965 against the Philadelphia 76ers, Chick went on to broadcast 3,338 consecutive regular and postseason games, with the streak culminating in a 101-85 victory over the same Warriors on December 16, 2001. Two days later Chick underwent surgery to replace the aortic valve in his heart. The surgery was a success and Chick was expected to make a full recovery.

Anticipating a return to the broadcast booth on March 1, Chick was again befallen by bad luck as he suffered a hip fracture in a fall on February 17. This additional setback would force Chick to undergo a second surgery and more rehabilitation. Again, however, he persevered and on April 9th, returned to the booth to broadcast the Lakers 112-82 victory over the Utah Jazz. Shortly into the broadcast of a game that began with the sellout crowd of 18,997 giving Chick an extended standing ovation, the legendary announcer gratefully exclaimed, "This is the happiest I've been since I married Marge!"

Chick, along with his announcing partner of 15 years, Stu Lantz, broadcast the Lakers final five regular season games and each of the Lakers 19 playoff games. With Chick returning to his familiar position behind the mic, the Lakers season culminated on June 12 in New Jersey with their third consecutive NBA championship.

The refrigerator door might have closed for the final time on that June evening as the Lakers defeated the New Jersey Nets, but Chick will forever be remembered for the fervor and passion that he brought to each and every Lakers broadcast.



A TRIBUTE FROM BILL PLASCHKE

As a tradition set forth in the 2004-05 edition of the Lakers media guide, the Los Angeles Lakers organization will select a prominent Southern California media member each year to pen a tribute to Chick and carry on his legacy with a favorite story or anecdote about the man who came to be known as the "Voice of the Lakers."

This year, the Los Angeles Lakers are pleased to have long-time Los Angeles Times columnist Bill Plaschke share some of his stories about the broadcasting icon. A sports columnist at the Times since 1996, Plaschke has made nationally recognized contributions in both journalism and public service. As a journalist, Plaschke, in his 21st year with the paper, has been named National Sports Columnist of the Year by a variety of organizations, including Associated Press, Sigma Delta Chi, and National Headliners. He has been a Pulitzer Prize entrant, and his work has been featured in several editions of the annual "Best American Sports Writing" book. He has also published a collection of his columns entitled, "Plaschke: Good Sports, Spoil Sports, Foul Balls and Odd Balls." Plaschke was recently named Man of the Year by the Los Angeles chapter of Big Brothers/Big Sisters for his longtime involvement as a Big Brother. He has also received a "Pursuit of Justice" award from the California's Women's Law Center for his coverage of women's sports. In 2002, Plaschke was selected to carry the Olympic Torch for a couple of blocks through downtown Los Angeles as it worked its way to Salt Lake City for the Winter Olympics. Plaschke is also a regular panelist on the ESPN daily talk show, "Around The Horn" and made his film debut with three lines in the Will Smith movie, "Ali." In what some more cynical colleagues considered a stretch, Plaschke played the part of a sportswriter. Plaschke was born in Louisville, Ky., and worked in Fort Lauderdale and Seattle before joining the Los Angeles Times in 1987.

Imagine, if you will, an NBA broadcaster being honored by his team at halftime of a game he is working.

Imagine him laying down the microphone, coming to midcourt, accepting the honor, enjoying a standing ovation, then making a speech.

Imagine, in that speech, him referring to his team as "dogs."

That was Chick Hearn, who was not only the longtime Lakers voice but also its most enduring conscience. That was Los Angeles' beloved Chickie, speaking on a night when his team had stumbled through the first half and he just couldn't take it anymore.



Man, I still miss him. It's been 11 years since Chick Hearn died at age 85 after spending more than four decades as a Laker broadcaster, and the Lakers still don't sound the same without him. He essentially introduced professional basketball to Los Angeles in the early 1960s and became its most clear and trusted voice through all the varied Lakers eras and diverse Lakers championships.

At various times, at various levels, Lakers fans have been on a one-name basis with many of their stars, guys like Jerry and Elgin and Kareem and Magic and Worthy and Coop and Shaq and Kobe. But there was only one name that remained a constant companion through good times and bad, one name that rose from the level of fandom to family, and that would be Chick.

"What Chick has meant to the Lakers and the popularity of NBA basketball in Los Angeles can never be overestimated," said the late Dr. Jerry Buss upon Hearn's death on Aug. 5, 2002. "This 'words-eye view' is as responsible for this success as any of the great players who have worn a Lakers uniform. We will be forever grateful to him."

It was appropriate that Dr. Buss honored him by using one of Chick's wonderful word inventions. Chick referred to his broadcasts as giving the fans a "words-eye view," and, indeed, he practically invented the modern basketball lexicon with his many "Chickisms."

Whenever I hear fans derisively chanting, "Air-ball," I don't think of the poor player who just missed a shot, I think of Chick. He invented the word, and what a perfect word it is.

Whenever I read about the NBA's slam dunk contest – it's not a dunk contest, it's a "slam dunk contest" – I think of Chick. He also invented that phrase, adding the "slam" to the "dunk" in a simple act of literary genius.

Chick had a brilliant brain with a commoner's tongue, making him beloved by both the Lakers' front-row fans and their upper-deck faithful. He not only spoke like an imperfectly perfect broadcaster, he also sat like one, in the middle of the stands halfway up the lower section. He called the games not from some courtside perch or lofty box, but from the view of an average fan, in an area that was cramped and loud. He turned the NBA's most glamorous franchise into a hometown team by situating himself as though he was watching a playground game with a crowd of neighborhood folks from behind a chain-link fence.

I still remember the long lines of fans who paid homage to Hearn after his death by coming to the STAPLES Center with the sole intention of solemnly filing past this unique seat. It was a line filled with suits and jeans, dresses and cut-off shorts, the aging and the young. Chick related to everyone, even to a novice sports columnist who had grown up with baseball and was just trying to learn about basketball as he wrote about the Lakers.

It was the spring of 1997, I was finishing my first full year as a Los Angeles Times sports columnist, and I had just botched the Lakers final playoff loss in Utah even worse than Kobe Bryant. While Kobe had been throwing up airballs on the court, I was filling my column with them, writing an impossible deadline piece filled with factual errors and typos. While exhaustedly hunched over my computer at courtside after finally filing an 800-word mess that night, I was passed by Chick as he was walking to the locker room. He saw my obvious distress, and, even though I was a lowly rookie on the Lakers beat, this Hall of Famer paused to see if I was OK.

"I just don't see it yet," I said to him, pointing to the court

"Don't worry about your eyes," he said, tapping lightly on his chest. "Just write from your heart."

Sixteen years later, every time I enter the Chick Hearn Press Room at STAPLES Center, I still hear those words, and strive to follow that advice.

One of the last times I saw Chick was at the STAPLES Center after he had returned from one of the illnesses that had finally broken his 3,338 consecutive game broadcast streak. That streak, which spanned 36 years, will forever be the greatest in Los Angeles sports history. Baltimore has Cal Ripken Jr., New York has Joe DiMaggio, and we have Chick.

Chick was battling age and ailments, but he still returned to work on April 9, 2002, and the crowd of people wanting to welcome him back stretched from his usual seat up to the concourse. There was a huge buzz, the place was filled with love, and Chick was his usual Chick.

"This is the happiest I've been since I married Marge," he said on the air, referring to his longtime wife and best friend, before pausing. "Shaq down the middle...BLOWS THE LAYUP!"

It was perfect Chick, a guy who never spoke to us but with us, an announcer who was not only our eyes but our heart. Nearly four months after his return, he was dead, but in the refrigerator that houses his memory, the doors will always be open, lights will always be on, the eggs warm, the butter soft, and the jello still.

That is, perhaps, a terribly corny way to end a remembrance column about Chick Hearn. But he told me write from the heart, so I'll blame it on him.






TABLE OF CONTENTS

LAKERS STAFF

Team Directory	6
President / Governor Jeanie Buss	7
Exec. VP, Basketball Operations Jim Buss	7
General Manager Mitch Kupchak	8
Assistant General Manager Glenn Carraro	9
Special Asst. to GM / Basketball Consultant Bill Bertka	9
Assistant Coaches	11-12
Player Development Coaches	13
Special Consultant Bill Sharman	14
Athletic Trainer Gary Vitti	15
Training Staff	15
Team Broadcasters	16-19

THE PLAYERS

Steve Blake	22-25
Kobe Bryant	26-31
Jordan Farmar	32-35
Pau Gasol	36-41
Jordan Hill	42-45
Wes Johnson	46-49
Chris Kaman	50-53
Jodie Meeks	54-57
Steve Nash	58-63
Robert Sacre	64-65
Nick Young	66-69
Training Camp Invitees	70-74
2013-14 Roster / How The Lakers Were Built	75
2013-14 Television Roster	76

THE NBA

NBA Directory	78
D-League Directory	79
NBA Key Dates	80
NBA Officials Roster	80
2012-13 Final Standings	81
2012-13 NBA Team Statistics	82-83
2012-13 NBA Highs / Lows	84
2012-13 NBA Attendance	84
2012-13 NBA Leaders	85
2013 NBA Draft	86
NBA Champions By Year	87
NBA Award Winners	88-89
NBA All-Time Single-Game Bests	90

2012-13 YEAR IN REVIEW

Lakers Overall Season Statistics	92
Lakers Transactions	92
Lakers Home / Road Statistics	93
2012-13 Lakers Key Dates	94
Lakers Statistical Breakdown	95
Lakers Game-By-Game	96
Lakers Miscellaneous Statistics	97
Lakers Highs / Lows	98

LAKERS RECORDS & HISTORY

Season-by-Season Record	100
Championship / Coaching Summary	101
Lakers Honor Roll	102-104
Individual Regular Season Records	105
Team Regular Season Records	107-110
All-Time Single Game Highs	111-113
All-Time Triple-Doubles	114
Current Lakers Triple-Doubles	115
Margin of Victory / Defeat	115
Four-Point Plays	115

LAKERS RECORDS & HISTORY (CONTINUED)

Winning / Losing Streaks	116
Season-by-Season Leaders	117-119
Lakers NBA Team Leaders	119
All-Time Record by Month / Ranking	120
Lakers Ranked in NBA Top 10 By Season	121
Home Attendance Records	122
All-Time Overtime Record	123-125
Offensive Statistics by Season	126
Defensive Statistics by Season	127
All-Time Numerical Roster	128-29
Lakers All-Time Collegiate Roster	130-32
All-Time Lakers with D-League Experience	132
All-Time Career Leaders	133
Lakers Retired Numbers	134-136
Hall of Fame Minneapolis Lakers	136-137
Year-by-Year Results, Statistics & Rosters	138-204
All-Time Lakers Draft Choices	205-207
All-Time Transactions	208-214
Management History	215-217
All-Time Roster with Statistics	218-269

PLAYOFF RECORDS

Year-by-Year Results	272
All-Time Playoff W/L Records	273
Margin of Victory / Defeat	273
Head-to-Head Results vs. Opponents	273
Lakers Playoff Career Leaders	274
All-Time Single Game Highs	275
Individual Playoff Records (Lakers)	276
All-Time Playoff Highs / Lows (Lakers)	277
Individual Playoff Records (Opponent)	278
All-Time Playoff Highs / Lows (Opponent)	279
Lakers All-Time Playoff Triple-Doubles	280
All-Time Playoff Scores	281-288

THE OPPONENTS

Atlanta	290	Milwaukee	320
Boston	292	Minnesota	322
Brooklyn	294	New Orleans	324
Charlotte	296	New York	326
Chicago	298	Oklahoma City	328
Cleveland	300	Orlando	330
Dallas	302	Philadelphia	332
Denver	304	Phoenix	334
Detroit	306	Portland	336
Golden State	308	Sacramento	338
Houston	310	San Antonio	340
Indiana	312	Toronto	342
LA Clippers	314	Utah	344
Memphis	316	Washington	346
Miami	318		

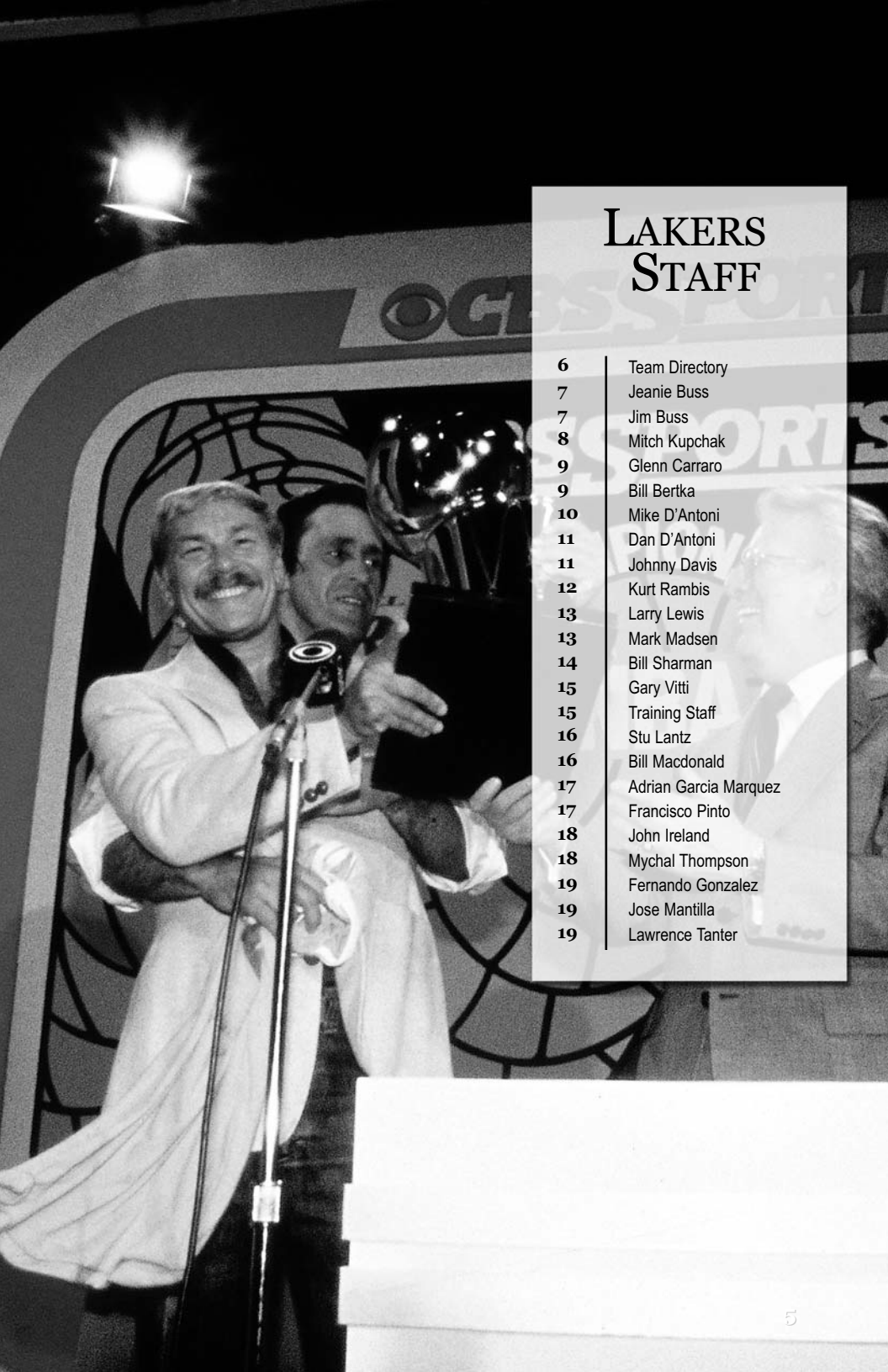
COMMUNITY RELATIONS

NBA Cares / Lakers In The Community	350-354
-------------------------------------	---------

MEDIA & GENERAL INFORMATION

Media Guidelines & Policies	356
Public Relations Staff / Traveling Media	357
Los Angeles D-Fenders	358
Television & Radio Affiliates	359
Laker Girls	360-361
STAPLES Center Information	362-363
2013-14 Tickets & Seating	364





LAKERS STAFF

- 6 Team Directory
- 7 Jeanie Buss
- 7 Jim Buss
- 8 Mitch Kupchak
- 9 Glenn Carraro
- 9 Bill Bertka
- 10 Mike D'Antoni
- 11 Dan D'Antoni
- 11 Johnny Davis
- 12 Kurt Rambis
- 13 Larry Lewis
- 13 Mark Madsen
- 14 Bill Sharman
- 15 Gary Vitti
- 15 Training Staff
- 16 Stu Lantz
- 16 Bill Macdonald
- 17 Adrian Garcia Marquez
- 17 Francisco Pinto
- 18 John Ireland
- 18 Mychal Thompson
- 19 Fernando Gonzalez
- 19 Jose Mantilla
- 19 Lawrence Tanter



TEAM DIRECTORY

DIRECTORY

Ownership

Majority Owner
Co-Owner
Co-Owner
Co-Owner
Director

Buss Family Trusts
Philip F. Anschutz
Edward P. Roski, Jr.
Dr. Patrick Soon-Shiong
Dan Beckerman

Executive

President / Governor
Executive Vice President, CEO, Director
Executive Vice President, Strategic Development
Executive Vice President, Basketball Operations / Alternate Governor
General Counsel / Secretary & Alternate Governor
Senior Vice President, Finance, CFO
Senior Vice President, Business Operations, CMO
Vice President

Jeanie Buss
Francis R. Mariani
Johnny Buss
Jim Buss
Jim Perzik
Joe McCormack
Tim Harris
Earvin Johnson

Basketball Operations

General Manager
Assistant General Manager
President & CEO, LA D-Fenders / Alternate Governor
Head Coach
Assistant Coach
Player Development Coach
Special Consultant
Special Assistant to the General Manager / Basketball Consultant
Director, Player Development / Administration
Director, Scouting
Assistant Director, Scouting
Head Advance NBA Scout
Advance NBA Regional Scout
College Scout
International Scout
Video Coordinator
Assistant Video Coordinator
Athletic Trainer
Strength & Conditioning Coach
Head Physical Therapist
Assistant Athletic Trainer
Sports Massage Therapist
Equipment Manager
Coordinator, Basketball Operations

Mitch Kupchak
Glenn Carraro
Joey Buss
Mike D'Antoni
Dan D'Antoni, Johnny Davis, Kurt Rambis
Larry Lewis, Mark Madsen
Bill Sharman
Bill Bertka
Rondre Jackson
Jesse Buss
Ryan West
Clay Moser
John Kuester
Kevin Grevey, Charles Osborne, Irving Thomas
Antonio Maceiras
Tom Bialaszewski
J.J. Outlaw
Gary Vitti
Tim DiFrancesco
Dr. Judy Seto
Marco Nunez
Marko Yrjovori
Carlos Maples
Tania Jolly, Kristen Luken

Team Physicians

Orthopedist
Primary Internist
Consultant
Dentist

Dr. Steve Lombardo
Dr. John Moe
Dr. Michael Mellman
Jeffrey P. Hoy, D.D.S.

Public Relations

Vice President, Public Relations
Senior Manager, Public Relations
Manager, Public Relations
Coordinator, Public Relations
Assistant, Public Relations

John Black
Alison Bogli
Calder Hynes
Daniel Ramirez
Matt Fleer

Community Relations & Special Projects

Director, Charitable Services
Associate Director, Lakers Youth Foundation
Manager, Special Projects
Director, Community Relations
Coordinator, Community Relations
Development Coordinator, Lakers Youth Foundation

Janie Drexel
Roberta Mariani
Linda Rambis
Jason McDevitt
Alison Tolladay
Anthony Mariani

Corporate Partnerships, Ticketing & New Media

Executive Director, Corporate Partnerships
Director, Corporate Partnerships
Director, Ticket Operations
Assistant Director, Ticket Operations
Director, New Media & Technology
Lakers Reporter
Manager, New Media

Eva Campbell, Ron Rockoff, Blain Skinner
Chris Hayre, Allison Howard, Francis P. Mariani, Laura Scholnick
Veronica Lawlor
Charles Bingham
Nick Kioski
Mike Trudell
Ty Nowell

Game Operations

Director, Game Operations and Entertainment
Public Address Announcer
Team Photographer

Lisa Estrada
Lawrence Tanter
Andrew Bernstein

Broadcasting

Television Announcers / Spanish Television Announcers
Radio Announcers / Spanish Radio Announcers

Stu Lantz, Bill Macdonald / Adrian Garcia Marquez, Francisco Pinto
John Ireland, Mychal Thompson / Fernando Gonzalez, Pepe Mantilla

Administration

Controller
Executive Director, Information Technology
Director, Legal and Corporate Administration
Director, Payroll and Personnel

Susan Matson
Tommy Yamada
Terree Sholl
Diane Rogers





JEANIE BUSS

Entering her first season as President after 14 seasons as Executive Vice President of Business Operations, Jeanie Buss is now responsible for running all aspects of the Los Angeles Lakers organization. Buss, who will continue to lead all Lakers business operations, which include managing team marketing and sponsorships as well as relationships with broadcast partners, will also oversee the team's basketball operations, working closely with Executive Vice President of Basketball Operations Jim Buss and General Manager Mitch Kupchak.

In addition to her role as team President, Buss also serves as the Lakers' Governor, representing the team on the NBA's Board of Governors.

Buss, who spent four years serving as President of the Great Western Forum before joining the Lakers, began her career at the age of 19 as general manager of World Team Tennis' Los Angeles Strings. While guiding the team to two league titles, she also created the Forum Tennis Challenge Series which became a regular part of the Great Western Forum calendar for years. Buss was responsible for bringing in players such as John McEnroe, Pete Sampras, Andre

Agassi, Jimmy Connors, Steffi Graff, Chris Evert, Martina Navratilova and many other top professionals.

In 1993, Buss brought professional roller hockey to Los Angeles as the owner of the Los Angeles Blades. Her outstanding leadership and dedication earned her Executive of the Year honors by Roller Hockey International.

Named by the Sporting News in April 2005 as one of the Top 20 Most Influential Women in Sports, Buss serves as a board member on the Southern California Committee for the Olympic Games working to bring the Olympics back to Los Angeles. She also is a co-host of Lakers All Access, a yearly event presented by the LA Sports and Entertainment Commission, a nonprofit organization which attracts events and attractions to Los Angeles.

Actively involved in the community, Buss lists Canine Companions for Independence, The Amanda Foundation and the Best Buddies organization among her many charitable endeavors while also working internally with the Lakers Youth Foundation to raise money for Southern California Youth charities.

Buss graduated from the University of Southern California with a degree in business. She currently resides in Manhattan Beach and is engaged to Hall-of-Fame and former Lakers head coach Phil Jackson.

EXECUTIVE VICE PRESIDENT, BASKETBALL OPERATIONS



JIM BUSS

Jim Buss begins his 16th season in the Lakers front office and the ninth in his current capacity. An Assistant General Manager for his first seven seasons, Buss has continued to work alongside General Manager Mitch Kupchak over the years in handling basketball related decisions that range from the scouting of players and the NBA Draft to trades and the signing of free agents.

In addition to his role in Basketball Operations, Buss also serves as the Lakers' Alternate Governor.

Since moving from Assistant General Manager to his current role, the Lakers have won two NBA Championships, made three NBA Finals appearances and claimed five Pacific Division titles while completing transactions that include the drafting of Andrew Bynum, the signing of Metta World Peace and the acquisitions of Pau Gasol from Memphis and Dwight Howard from Orlando among others.

Buss, who studied mathematics at the University of Southern California, worked in several management positions at the Great Western Forum before serving as the President and General Manager of the Los Angeles Lazers of the Major Indoor Soccer League from 1985 to 1989. In that capacity, Buss evaluated talent, had a direct hand in player personnel decisions and was responsible for all day-to-day operations of the team.

Before joining the Lakers front office, Buss spent the previous nine years pursuing one of his life's passions, training thoroughbred racehorses.

Born November 9th, 1959, Buss is the second of his late Hall-of-Fame father Dr. Jerry Buss' six children.





MITCH KUPCHAK



After capturing two championships as a player and now seven as a front office executive, Mitch Kupchak's name has become synonymous with winning.

Entering his 27th season as a club executive and the 14th in his current capacity, Kupchak has picked up right where close friend and mentor Jerry West left off. Since taking the reins prior to the Lakers first title defense in 2000-2001, Mitch's teams have compiled a 663-387 (.631), captured six Western Conference Championships and four NBA Titles while winning 63 percent of their postseason contests (111-66). Along the way, he has made moves such as trading for Pau Gasol and Dwight Howard, bringing back Derek Fisher, drafting Andrew Bynum, signing Metta World Peace and free-agent future Hall-of-Famers Karl Malone, Gary Payton and Steve Nash and acquiring role players the likes of Trevor Ariza, Shannon Brown and Horace Grant (a trade involving four teams and 12 players that was, at the time, the largest such transaction in league history) to help keep Los Angeles competitive within the confines of the salary cap.

Kupchak's duties include a variety of responsibilities which keep him thoroughly active 12 months a year. Number one on the list is the day-to-day management of the team. Included in his management duties are personnel decisions, contract negotiations, salary cap concerns and strategy, overseeing the Lakers' entry in the annual Summer Pro League and the scouting of collegiate and international players. In addition to those tasks, he also deals with various marketing, public relations and other management functions.

Kupchak, who joined the Lakers front office in 1986 following a 10-year NBA career, has played prominent roles in the past success of the Lakers as well as in the club's recent return to the upper echelon of the NBA.

Originally a first round draft choice of the Washington Bullets in 1976 (13th overall), Mitch spent the first five years of his career with the Bullets, earning NBA All-Rookie Team honors following the 1976-77 campaign. He posted a career-best field goal percentage during his rookie season (.572), a figure which at the time represented the 10th highest in league history. During the 1977-78 campaign, Mitch played an important role in Washington's drive to the NBA championship, ranking second among all NBA reserves with a scoring average of 14.6 points per game while posting a career-high-tying 32 points against the Lakers on November 24, 1978.

The opening chapter to Kupchak's Los Angeles career was written August 5, 1981 when the Lakers acquired him from Washington in exchange for Jim Chones, Brad Holland and a pair of draft choices. A reserve during his five-year tenure with the Bullets, Mitch was quickly inserted into the Lakers starting lineup. During the first 26 games of the 1981-82 campaign, Kupchak averaged 14.3 points and 8.1 rebounds per contest. Unfortunately, Mitch suffered multiple injuries to his left knee during a game at the San Diego Sports Arena on December 19, 1981, an injury which required two major operations. It was feared - even expected - that he would never play again. After missing the entire 1982-83 campaign, Kupchak proved doctors wrong by rejoining his teammates on the floor during the early portion of the 1983-84 season after undergoing intensive daily therapy for 16 months.

His persistence paid big dividends the following year as the reserve forward/center played a vital role in the Lakers march to the 1985 NBA Championship. With the victory, Kupchak joined a select group of players to win an NBA championship with two different clubs. Additionally, he remains one of only five players in club history to convert at least 10 field goals in a game without a miss (11-11 vs. San Antonio 11/20/81, joining Wilt Chamberlain, Kareem Abdul-Jabbar, Byron Scott and Pau Gasol).

Prior to the start of the 1986-87 campaign and after yet another lengthy rehabilitation following an additional knee injury, Kupchak retired as a player and joined the front office. He concluded his NBA career averaging 10.2 points and 5.4 rebounds in 510 regular season games. His career field goal percentage of .523 still ranks 43rd among the all-time NBA leaders (minimum 2,000 field goals made).

Due to his unfortunate injury and aware that his playing career would end prematurely, Kupchak studied for an MBA degree at UCLA during his spare time and rehabilitation stints, earning a degree in February of 1987. This foresight helped prepare Mitch for his present job as a professional sports executive.

A long-time Yankees fan who admired Mickey Mantle as a child, Mitch was born in Hicksville, New York on May 24, 1954 and starred at Brentwood High School on Long Island. An All-American standout at the University of North Carolina, Kupchak became the first freshman to play at the university after the freshman eligibility rules changed prior to the 1972-73 season. He averaged a career-high 18.5 points per game during his junior campaign and ranked eighth overall in the NCAA in field goal percentage that season (.602). As a senior, Mitch was named ACC Player of the Year and is one of 49 UNC standouts to have his jersey (#21) honored and raised to the rafters of the Dean Smith Center in Chapel Hill (November of 1994).

Prior to his initial NBA campaign, Mitch was the starting center on the gold-medal winning United States team in the 1976 Olympic Games.

An avid golfer, Mitch and his wife Claire live in Brentwood with their son Maxwell (16) and daughter Alina (14).





GLENN CARRARO

A club executive with the Lakers since 2000, Glenn Carraro enters his second season as the team's Assistant General Manager. Responsible for assisting General Manager Mitch Kupchak in all basketball operations, Carraro also serves a dual role as Vice President of Basketball Operations for the NBA Development League's Los Angeles D-Fenders.

Elevated to the VP position with the D-Fenders prior to the 2013-14 campaign after two highly successful seasons as the team's General Manager (2011-13), Carraro now serves in an advisory role on personnel decisions, contract negotiations, salary cap concerns and scouting. During his time as GM, the team finished with the best regular season record in NBA D-League history (38-12) in 2011-12, had a total of 11 GATORADE Call-Ups to the NBA and received the 2011-12 NBA D-League Development Champion Award.

Bringing 18 years of professional basketball experience to the Assistant GM position, during his time in the Lakers front office alone, Carraro has been part of five NBA Championship teams and seven NBA Finals appearances. Originally serving as Assistant to the General


Manager/Director of Camps for his first six years with the team, in 2006, Carraro was named Director of Basketball Administration for the Lakers as well as Assistant General Manager for the newly formed D-Fenders.

Prior to joining the Lakers, Carraro served in various positions with the New York Knicks from 1995-99, starting off as a Sports Management Trainee, then Player Personnel Coordinator/Manager of Knicks Camps and eventually as Manager of Basketball Operations. With primary responsibilities including the creation and management of player personnel databases as well as separate salary cap reports, in his time with New York's front office, the Knicks posted a 174-122 (.588) record and made at least the Eastern Conference Semifinals in all four seasons while appearing in the 1999 NBA Finals.

A graduate of SUNY-Stony Brook after transferring from NYU-Polytechnic following two seasons on the men's basketball team, Carraro completed his graduate coursework in Athletic Administration at St. John's University (1991-94) while also serving as the USBL's Director of Sales and Marketing/Operations from 1992-95. Having also worked in the CBA for the Hartford Hellcats and Connecticut Pride, Carraro, in all, is a veteran of four professional basketball leagues.

A diehard Yankees and Steelers fan dating back to his childhood, Carraro currently resides in Silver Lake.

SPECIAL ASSISTANT TO THE GM / BASKETBALL CONSULTANT



BILL BERTKA

Bill Bertka returns for his 33rd consecutive season with the Lakers and the 11th season in his current capacity. Having served as an assistant coach under seven Lakers head coaches dating back to 1981, Bertka brings a wealth of experience to the position. His talent as a scout and experience in player personnel matters make him an excellent resource for Mitch Kupchak, Jim Buss and the rest of the team's basketball operations staff.

First employed by the Lakers in 1968, Bertka served as a scout, assistant coach and director of player personnel up until 1974 when he left the club to join the expansion New Orleans Jazz as the team's general manager.

Bertka rejoined the Lakers in 1981 as an assistant coach and for the next 20 years was a key member on the staffs of Pat Riley, Mike Dunleavy, Randy Pfund, Earvin "Magic" Johnson, Del Harris, Kurt Rambis and Phil Jackson. Earning a victory over the LA Clippers as head coach February 25th, 1999 after Del Harris was relieved of his head coaching duties, Bertka became

the oldest person to ever coach an NBA game at the age of 71. It was the second time in his career with the Lakers that Bertka was the interim head coach, previously having led the team to a 1-1 record prior to Earvin Johnson's 16-game tenure in 1994. Additionally, Bertka and Phil Jackson are the only people to serve as the team's head coach on two different occasions.

The Santa Barbara native is also well known for founding *Bertka Views*, one of the most successful college scouting services in the country, which he and his wife, Solveig, operated from 1961-1995. Throughout that time period, many of the nation's premier college basketball programs utilized *Bertka Views* as their sole scouting service. Adding another feather to his cap during the summer of 1992, Bertka served as a scout for the United States' Olympic basketball team at the European Qualifying Tournament in Zaragoza, Spain. In 1989, Bertka enjoyed the dual distinction of being inducted into each of his hometowns' respective Hall of Fames. In May of that year he was inducted into the Santa Barbara Sports Hall of Fame and just five months later in October, he was inducted into the Summit County (Ohio) Sports Hall of Fame where he grew up as a child. Most recently in January of 2004, Bertka was inducted into the Kent State University Sports Hall of Fame.

Bill and Solveig have two married daughters, Britt (wife of former Lakers' assistant coach Jim Eyen) and Kris, and make their home on a 50-acre avocado ranch in Santa Barbara.





HEAD COACH



MIKE D'ANTONI

Once a fierce division rival throughout the mid-2000's, on November 12, 2012, the Lakers named Mike D'Antoni the 24th head coach in franchise history (20th in the Los Angeles era). D'Antoni, a veteran of 11 NBA seasons as a head coach with Denver, Phoenix, New York and now Los Angeles, owns a 428-371 (.536) all-time regular season record following his first season on the Lakers bench.

Prior to joining the Lakers, D'Antoni most recently served as an assistant coach under Mike Krzyzewski on the gold medal-winning US Men's National Basketball Team during the 2012 London Olympics. In what was his second stint with the Men's Senior National Team, D'Antoni was also an assistant coach for Team USA's gold medal run at the 2008 Beijing Olympics.

Hired to become the 24th head coach in Knicks franchise history on May 13, 2008, D'Antoni guided the 2010-11 team to their first winning season since 2000-01 and concluded his four-year tenure in New York as the sixth-winningest coach in team history (121-167 (.420)). In each of his three full seasons on the Knicks bench, his teams finished in the Top 10 league-wide in scoring (4th in 2009, 9th in 2010 and 2nd in 2011).

Prior to joining the Knicks, D'Antoni spent five seasons with the Phoenix Suns (2003-08), compiling a 253-136 (.650) overall record. In his four full seasons as head coach in Phoenix (2004-08), D'Antoni was named 2004-05 NBA Coach of the Year after leading the Suns to a franchise record 62-20 (.756) mark, posted four straight 50-plus win seasons (two 60-plus win seasons), won three Pacific Division titles and a recorded a 232-96 (.707) record over that span. In his time with the Suns, D'Antoni's teams led the NBA in scoring three straight years (2004-07). In 2004-05, the Suns averaged 110.4 points, increased their win total from 29 to 62 and registered a 16.2 point-per-game increase (from 94.2), the biggest single-season jump for any NBA team since the advent of the shot clock in 1954-55. At the end of his tenure in Phoenix, D'Antoni ranked as the third-winningest coach in franchise history and had the second best win percentage of any Suns coach ever.

D'Antoni, who also spent four years in the NBA as a player with the Kansas City-Omaha Kings and San Antonio Spurs (3.3 ppg, 1.4 rpg, 1.9 apg, 130 games) and another 13 playing in Italy, made his NBA head coaching debut with the Denver Nuggets during the lockout shortened 1998-99 season. Originally joining the Nuggets as Director of Player Personnel for the 1997-98 campaign, in his lone season on the bench with the Nuggets, he posted a 14-36 (.280) overall record. Following a year scouting for the San Antonio Spurs, he joined the Portland Trail Blazers, where he served one season as an assistant coach (2000-01) before returning to coach one final season in Italy (2001-02), where he had previously coached for seven years from 1990-97.

As a player in Italy, D'Antoni was voted the Italian League's all-time greatest point guard in 1990 following a career that saw him become Milan's all-time leading scorer and lead the team to five Italian League titles, two Cups of Europe, two Cups of Italy, one Korac Cup and one Intercontinental Cup. Selected to play on the Italian national team for the European Championships in 1989 and part of the Milan team that competed in the inaugural McDonald's Open in 1987, D'Antoni stayed in Italy following his playing career and cemented his legacy as an Italian League legend, coaching Philips Milan to two first place finishes over four seasons and Benetton Treviso also to two first place finishes in four seasons while twice being voted the league's Coach of the Year. Following his final year with Benetton Treviso in 2001-02, D'Antoni came back to the NBA as an assistant coach with the Suns in 2002 and served in that capacity until assuming head coaching duties 21 games into the 2003-04 season.

Fluent in English and Italian, D'Antoni has co-authored two books: Playmaker, with former Milan head coach Dan Peterson, and Vivendo Giacando, with Italian sportswriter Tullio Lauro. He also served as an analyst for NBA.com following the 1998-99 regular season and worked as a broadcast analyst for Team USA throughout the 2003 FIBA Americas Men's Olympic Tournament in San Juan.

Born on May 8, 1951, the Mullens, WV native played at Marshall University and graduated in 1973 as the school's career assist leader (659; now second to Greg White's 701) while also being named GTE Academic All-American that same year. Mike's father, Lewis, is a legendary high school basketball coach in West Virginia and Ohio and was inducted into West Virginia's Sports Hall of Fame in May, 2004. His brother, Dan, served as an assistant coach with him in Phoenix and New York. Both Mike (1997) and Dan (1990) have been enshrined in the Marshall Univ. Hall of Fame. On September 10, 2011, Mike's jersey no. 10 was retired by the Thundering Herd.

D'Antoni and his wife Laurel, whom he met in Milan, Italy, have one son, Michael.

MIKE D'ANTONI'S COACHING RECORD

Year	Team	REGULAR SEASON		PLAYOFFS	
		W-L	Pct.	W-L	Pct.
1998-99	Denver	14-36	.280	-	-
2003-04	Phoenix	21-40	.344	-	-
2004-05	Phoenix	62-20	.756	9-6	.600
2005-06	Phoenix	54-28	.659	10-10	.500
2006-07	Phoenix	61-21	.744	6-5	.545
2007-08	Phoenix	55-27	.671	1-4	.200
2008-09	New York	32-50	.390	-	-
2009-10	New York	29-53	.354	-	-
2010-11	New York	42-40	.512	0-4	.000
2011-12	New York	18-24	.429	-	-
2012-13	LAKERS	40-32	.556	0-4	-
TOTALS		428-371	.536	26-33	.441





DAN D'ANTONI

The older brother of head coach Mike D'Antoni, Dan D'Antoni enters his ninth season as an NBA assistant coach and his second season on the Lakers bench. Prior to joining the Lakers, D'Antoni spent the previous four seasons as an assistant coach with the New York Knicks, helping the 2010-11 Knicks to their first winning season since 2000-01. Before his time in New York, Dan served as an assistant coach with the Suns during Mike D'Antoni's final three seasons in Phoenix, two of which culminated in Pacific Division titles (2006, 2007).

Preceding his time with the Suns, D'Antoni spent three decades as head coach of Socastee High School in Myrtle Beach, SC, where he compiled over 500 victories with the Braves and continued a legacy of family success in the prep ranks; his 99-year-old father, Lewis, a legendary high school basketball coach in West Virginia and Ohio, was inducted into West Virginia's Sports Hall of Fame in May of 2004.

As a player, D'Antoni starred at Marshall University and led the Thundering Herd in scoring (17.5 points per game) during the 1968-69 season. Upon graduating from Marshall in 1970, he served as an assistant coach for the men's varsity basketball team during the 1970-71 season,

earned a Master's degree in Principles of Guidance from the university in 1972 and was later inducted into the Marshall University Athletics Hall of Fame in 1990.

Dan has three sons, all of whom played collegiate basketball: Matt played at Brown University; Nick served as team captain for William and Mary; and Andrew attended West Point Academy, served over three years in Iraq, rose to the rank of captain in the U.S. Army and in 2011 graduated from the University of South Carolina Law School.

Dan and his wife, Vanessa, are also proud parents of daughter Morgan (16).

ASSISTANT COACH



JOHNNY DAVIS

While the 2013-14 season marks Johnny Davis' first as an assistant coach with the Lakers, overall it is his 38th campaign in the NBA where he has been either a player, assistant coach, front office executive or head coach.

Davis joins the Lakers following two seasons as an assistant coach on Dwane Casey's staff with the Toronto Raptors (2011-13). Prior to his time in Canada, Davis spent four seasons with the Memphis Grizzlies (2007-11), which included a two-game stint in 2009 as the team's interim head coach.

In addition to Memphis, Davis has been an assistant coach with Atlanta (1990-93), the Los Angeles Clippers (1993-94), Portland (1994-96), New Jersey (1997-99), Orlando (1999-2003), Minnesota (2005-06) and Indiana (2006-07).

A two-time NBA head coach, Davis earned his first such position with the Philadelphia 76ers in 1996-97 and later moved on to lead the Orlando Magic for parts of two seasons (2003-05). Named Eastern Conference Coach of the Month in November of 2005 while with the Magic,

Davis compiled a 73-146 mark (.333) as a head coach in Philadelphia, Orlando and Memphis.

The versatile Davis also has administrative NBA experience, having spent three years in the front office of the Atlanta Hawks. During his tenure in Atlanta, he served as Director of Community Affairs, Assistant to the President and President of the Atlanta Hawks Foundation; the latter of which saw him play an instrumental role in the fundraising of more than \$500,000 for Atlanta area homeless shelters.

The 22nd overall pick in the 1976 NBA Draft, Davis played with Portland, Indiana, Atlanta and Cleveland over 10 NBA seasons. A member of the Trail Blazers' 1977 NBA Championship team as a rookie, he averaged 12.9 points and 4.5 assists in 750 career regular season games, including a career-high 18.3 points per game with the Pacers in 1978-79, while posting 10.3 points and 3.7 assists in 43 postseason appearances.

Heavily recruited as a high school All-American out of Detroit and voted as one of the Top 10 players of all time in the Detroit Public School league, Davis attended the University of Dayton from 1973-76 and was inducted into the school's Hall of Fame in 1993. Also voted onto the Flyers' All-Century Team, while at Dayton, Davis earned two gold medals as a member of the 1975 PanAmerican Team and the 1975 Intercontinental Cup Team.

The owner of a bachelor's degree in community development from Georgia State University and a master's degree in sports psychology from Union Institute and University, away from basketball, Davis is an avid golfer and has recorded three hole-in-ones while on the links.

Davis and his wife, Lezli, have two sons, Reginald and Austin.





KURT RAMBIS



After four seasons away from the team, Kurt Rambis returns home to the Lakers for his first season as an assistant coach on Mike D'Antoni's staff.

Following a decorated playing career, Rambis initially entered the coaching ranks as an assistant on Del Harris' staff for four-plus seasons (1994-1999) before being named the Lakers interim head coach 12 games into the 1998-99 season. After tying a then NBA record with nine consecutive victories to start his head coaching career, he led the team to a 24-13 mark and into the Western Conference Semifinals.

Working the next two seasons in the team's front office, first as an advisor and then as assistant general manager, Rambis returned to the sidelines and joined head coach Phil Jackson's staff for the 2001-02 season. Serving as assistant coach on Jackson's staff for seven seasons (2001-04, 2005-09) and for half of the 2004-05 season under interim head coach Frank Hamblen, Kurt helped guide the Lakers to four NBA Finals appearances (2002, 2004, 2008, 2009) as an assistant, with Los Angeles winning NBA Championships in 2002 and 2009.

Following the Lakers 2009 title, Rambis was named head coach of the Minnesota Timberwolves and tasked with helping rebuild a 24-win team. In two seasons with the Timberwolves, who were the youngest team in the NBA at the start of the 2010-11 season, Rambis struggled to find success in terms of wins and losses despite helping develop Kevin Love into an NBA All-Star and leading Minnesota to league-wide top-10 rankings in points, three-point field goal percentage, rebounds and blocked shots his final year.

Rambis, 55, distinguished himself as one of the NBA's most renowned blue-collar workers during his playing career. His grit and effectiveness were key components of the Lakers' "Showtime" era, helping spark the club to four NBA titles during his initial stint in Los Angeles (1982, 1985, 1987, 1988). Later, Kurt's aggressive and intense play helped extend his career several years as he was asked to be a stabilizing influence for the expansion Charlotte Hornets and the title-hungry Phoenix Suns.

Taking the unconventional route to the NBA, Rambis played his first year out of college in Athens, Greece before earning a roster spot with the Lakers in 1981. Originally a third round choice of the New York Knicks in the 1980 NBA Draft (58th overall), Rambis never played with New York after being released in training camp. After a brief four-month, 20-game stint playing for AEK (Greece), Kurt signed a non-guaranteed free agent contract with the Lakers on September 13, 1981. Although the club had recently acquired veteran power forward Mitch Kupchak from the Washington Bullets, head coach Pat Riley quickly became enamored with Rambis' work ethic and elected to add the Forum fan-favorite to the Lakers' 12-man roster. Less than two months into the season, Rambis, who had played only token minutes to that point, was thrust into the club's regular rotation after Kupchak suffered a career-threatening knee injury. He moved into the Lakers' starting lineup in January and proceeded to start 43 of the final 45 regular season games, helping propel Los Angeles to the 1982 NBA title. Over the next six seasons, Rambis continued to play an integral role in the astounding success of the Lakers, joining Magic Johnson, Kareem Abdul-Jabbar, James Worthy and Byron Scott in a star-studded lineup that produced Pacific Division titles each of his first seven years with the club.

Born February 25, 1958 in Terre Haute, IN, Rambis' family moved west when he was a child and settled in Cupertino, CA. A stellar basketball career at Cupertino High School, where his number is now retired, ultimately led him to Santa Clara University in 1976, where he promptly earned West Coast Athletic Conference Freshman of the Year honors after averaging 15.0 points and 11.6 rebounds. Concluding his career with the Broncos ranked among the all-time school leaders in points (1,735/1st), field goals (686/2nd) and rebounds (1,037/2nd), he was named WCAC Player of the Year following his senior season and graduated with a B.S. degree in psychology.

In addition to his playing, coaching and front office work, Kurt has also participated in several broadcast ventures, formerly working as a pre and postgame commentator on Lakers telecasts for FOX Sports West and Time Warner Cable SportsNet and as an NBA analyst for ESPN.

Kurt and his wife, Linda, reside in Manhattan Beach, CA and have three children: Jesse (27), Jordan (26) and Ali (21).





LARRY LEWIS

After two seasons with the Los Angeles D-Fenders of the NBA Development League, the first as player development coach and the second as assistant coach, Larry Lewis enters his first season as player development coach for the Lakers.

Making the transition from player to coach, in his first season with the D-Fenders (2011-12), Lewis helped develop eight NBA Call-Ups along with six players on assignment from the Lakers as the team went on to post the best regular season record in NBA D-League history (38-12). Named an assistant on the NBA D-League Select Team in 2012, Lewis played a central role in helping the D-Fenders earn the Regular Season Champion award, reach the franchise's first NBA D-League Finals and capture the Development Champion award, which is given to the team that best embodies the D-League's goals of developing NBA talent via Call-Ups and player assignments.

Prior to working on the sidelines, Lewis, a 6'7" forward, played internationally in Argentina (2011), Spain (2001-2011), Japan (1996- 2001), Cyprus (1996), Great Britain (1993) and the Dominican Republic (1992). Furthermore, Lewis also played a season in the United States

Basketball League with Sarasota (1996), in the Continental Basketball Association with the Harrisburg Hammerheads and Rapid City Thrillers (1994-95) and for the silver medal winning Team USA (1995) in the Pan American Games. A three-year collegiate basketball player and alumnus of Morehouse College, Lewis, 43, turned pro when he was selected by the Albany Patroons of the CBA in 1992.

PLAYER DEVELOPMENT COACH



MARK MADSEN

Roughly ten years after his final game with the Lakers, fan favorite Mark Madsen returns to the franchise for his first season as player development coach.

Selected by the Lakers in the first round (29th overall) of the 2000 NBA Draft, Madsen played three seasons in Los Angeles (2000-03) and was a member of back-to-back NBA championship teams in 2001 and 2002. He then signed with the Minnesota Timberwolves as a free agent prior to the 2003-04 campaign and played six seasons (2004-09) with the Wolves. In 453 games over nine NBA seasons, Madsen averaged 2.2 points and 2.6 rebounds in 11.8 minutes.

Following his playing career, Madsen served as an assistant coach during the 2009-10 season with the Utah Flash of the NBA Developmental League before returning to his alma mater, Stanford University, to complete coursework towards his MBA at the Stanford Graduate School of Business. In 2012, he was named an assistant coach on Stanford head coach Johnny Dawkins' staff and spent the 2012-13 season working primarily with the team's post players.


Known by fans as "Mad Dog" for his signature physical and aggressive style of play, Madsen has enjoyed success at every level of basketball. Helping lead Stanford to four NCAA Tournament appearances, including the 1998 Final Four, Madsen averaged 10.9 points and 7.9 rebounds for his Cardinal career while ranking among the school's top-10 all-time performers in field goal percentage (4th/.587) and total rebounds (6th/ 857). A two-time All-Pac-10 selection, Madsen was tabbed a two-time All-American by the NABC (1999 Third Team, 2000 Second Team) and a Third Team All-American by the Associated Press in 2000. He was also named a member of the John R. Wooden Award team as a senior. During Madsen's playing career, Stanford compiled a 105-24 record, producing an 81.4 winning percentage that ranks second in school history for a consecutive four-year period. The Cardinal also notched its first 30-win season (1997-98), claimed two Pac-10 titles (1999, 2000), earned a No. 1 seed in the NCAA Tournament for the first time (2000) and advanced to the NCAA Final Four (1998).

Madsen also played in international competition, leading the United States to a gold medal at the 1999 World University Games before being named to the roster for the 2001 Goodwill Games.

A native of Danville, CA, Madsen, 37, earned his undergraduate degree in economics in 2000. He attended San Ramon Valley High School and served a two-year Mormon mission in Spain following his graduation from high school.



BILL SHARMAN



Selected as one of the 50 Greatest Players in NBA History during the league's 50th anniversary season (1996-97), Bill Sharman begins his 24th year as a Special Consultant with the Lakers. Providing the front office with a tremendous amount of basketball experience and a history of unparalleled success, Sharman began his basketball career in 1950 and has been an integral member of 17 different championship teams as either a player, coach or executive. His 17 titles, including 15 in the NBA, have been captured with four different teams, in three respective leagues and in four different capacities.

Sharman began his championship odyssey with the Boston Celtics, winning the first of four NBA titles as an active player in 1957. During his 10-year stint with the Celtics, Boston won four NBA Championships (1957, 1959, 1960 and 1961), finished in first place in the Eastern Conference five times and never suffered through a losing season. He earned All-NBA honors on seven occasions and participated in eight NBA All-Star Games, earning the Most Valuable Player award in the 1955 contest. Arguably the greatest shooter of his era and one of the most deadly free throw shooters in the history of the game, Sharman was the first NBA guard to post a field

goal percentage above .400 for a season (.436, 1952-53) while his career free throw percentage (.883) still ranks 12th among the NBA's all-time leaders (minimum 1200 FT made). He led the NBA in free throw percentage seven times, including a league-record five consecutive seasons from 1952-53 through 1956-57. In 711 career games, Sharman averaged 17.8 points and 3.0 assists.

As a coach, Sharman is the only person in professional basketball history to win championships in three professional leagues (ABL, ABA and NBA). In his first season with the Lakers, Sharman led the club to their first NBA championship in Los Angeles, a then-NBA record and current franchise record 69 wins and compiled the longest winning streak in the history of professional sports (33 consecutive victories). It was during this legendary 1971-72 campaign that Sharman introduced the morning shootaround to the NBA, now routine for NBA teams on the day of games. Originally inducted into the Basketball Hall of Fame in 1976 as a player, in April 2004 Sharman became just the third individual (John Wooden, Lenny Wilkens) to be named to the Hall of Fame as both a player and coach.

Bill and his wife Joyce live in Playa del Rey. He has two daughters (Nancy & Janice) and two sons (Tom & Jerry) from a previous marriage.



**1971-72 NBA CHAMPION LOS ANGELES LAKERS (69-13)
33 CONSECUTIVE VICTORIES**





GARY VITTI

While the Lakers entered the 21st century with new uniforms, a new arena, new practice facilities, a new coaching staff and a host of new players, one constant has remained. Entering his 30th season as the team's athletic trainer, Gary Vitti is widely recognized as one of the best practitioners of his respective field.

Vitti, who monitors the health of the club throughout the season using state-of-the-art methods in conditioning, dieting, stretching and testing, is the longest tenured athletic trainer in Lakers history with 29 years of service.

The 59-year old native of Stamford, Connecticut is responsible for the care, prevention and treatment of injuries to Lakers players, assuring the coaching staff that each athlete is in the best possible condition from October through April, May, or, in the event of a championship run, June. Yet just because the season ends doesn't mean Vitti is off the clock. His job typically continues throughout the months of July, August and September as he spends a portion of his summer working with players during the off-season.

Vitti earned his B.S. degree from Southern Connecticut State University in 1976 and his M.S. degree in sports medicine from the University of Utah in 1982. In addition to studying at the University of Utah, he spent two years as a trainer and teacher at the university while working as an assistant trainer with the NBA's Utah Jazz (1981-82). Following his stint with the Jazz, Vitti served as head athletic trainer and an adjunct assistant professor at the University of Portland for two years before joining the Lakers prior to the 1984-85 campaign. Since his arrival in Los Angeles, the Lakers have won eight NBA championships (1985, 1987, 1988, 2000, 2001, 2002, 2009 and 2010), thanks in no small part to the health of such players as Kareem Abdul-Jabbar, Magic Johnson, Shaquille O'Neal, Kobe Bryant, Pau Gasol and numerous others. In a much-deserved honor, Vitti was named the National Basketball Association's Trainer of the Year in 1991 by the NBA's Trainers Association, partially due to his philanthropic work. Additional honors over the years have included Southern Connecticut State University's 2001 Citation award as a distinguished alumni and most recently, the 2011 "Local Hero Award" presented by the Team HEAL Foundation, whose mission is to bring comprehensive injury prevention, medical care, athletic training, healthcare awareness, mentoring and academic support to high school athletes in underserved communities.

Having long been considered one of the top athletic trainers in the country, Vitti's services are well in demand. Complementing his NBA duties, he has also served as lead trainer for numerous other sporting events since 1984, including Los Angeles Strings tennis, the Summer Pro League and several summer basketball camps throughout the country. Additionally, he is a frequent visitor on the lecture tour, sharing his wisdom at a number of athletic seminars and workshops each year such as the time he traveled to the Philippines to speak at a Coaches/Sports Medicine Clinic. The seminar was by invitation only and included some of the top coaches, trainers, doctors and physical therapists in the world. He has also spent a portion of recent summers working abroad, participating in clinics throughout Italy.

Vitti has also supervised physiological profile studies published in English and Japanese and has written a monthly column for "Sports Medicine Digest." He has written a monthly sports medicine column for the Los Angeles Times syndicate, produced a conditioning video in 1992 called "Training for Excellence." He also created the NBATA Foundation, the NATA Annual Blood Drive and served on the NATA Public Relations Committee.

On weekends Vitti enjoys riding his Harley Davidson through the canyons of the Santa Monica Mountains. Each summer he spends time in his 400-plus year old house in Settefratti, Italy, a remote village situated in the mountains 60 miles southeast of Rome.

Vitti, who has two daughters, Rachel, 26 and Emilia, 22, resides in Manhattan Beach with his wife, Martha.

TRAINING STAFF



TIM DIFRANCESCO
STRENGTH &
CONDITIONING COACH



DR. JUDY SETO
HEAD PHYSICAL
THERAPIST



MARCO NUNEZ
ASSISTANT
ATHLETIC TRAINER



MARKO YRJOIVUORI
SPORTS MASSAGE
THERAPIST



CARLOS MAPLES
EQUIPMENT
MANAGER



STU LANTZ



While entering his 27th season broadcasting Lakers games, this will be Stu Lantz's 11th season working television exclusively as color commentator. With the end of the Lakers simulcast era prior to the 2003-04 season, Stu now teams with play-by-play man Bill Macdonald and broadcasts every Lakers game televised on Time Warner Cable Sportsnet. Providing each broadcast with his expert analysis and unique insight garnered through his 40-plus years associated with the NBA as both a player and color commentator, he has received numerous awards over the years. Chosen Southern California's best radio color commentator six times by the Southern California Sports Broadcaster's Association and best television color commentator on seven occasions, Stu has also won seven local EMMY Awards for his work in the Best Live Sports Telecast category.

A graduate of the University of Nebraska (1968), the Cornhuskers officially retired his uniform number (22) on October 17, 1989 during halftime ceremonies of a Lakers' preseason game in Lincoln. Born in Uniontown, PA, Stu was originally a third round draft pick of the San Diego Rockets in 1968. Spending his first three seasons in San Diego, he enjoyed his finest pro campaign in 1970-71, averaging career-high figures in both scoring (20.6) and rebounding (5.0). The following season, Stu ranked sixth overall in the NBA in free throw percentage (.838). Stu also played for the Detroit Pistons (1972-1974) and New Orleans Jazz (1974) prior to being traded to the Lakers in December of 1974. He played less than two seasons in Los Angeles before announcing his retirement following the 1976-77 campaign due to a back injury.

Immediately following his playing career, Stu embarked on a broadcasting career, serving as a commentator for the San Diego Clippers, San Diego State University, CBS and the NBA Radio Network. In addition to his broadcast work, for 20-plus years, he also served as an instructor at Pete Newell's renowned Big Man's Camp during the offseason, helping improve the skill-set of some of the game's premier big men.

Stu and his wife, Linda, live in San Diego and are the parents of Todd, Kristin and Shane.

TELEVISION PLAY-BY-PLAY ANNOUNCER

BILL MACDONALD



Long-time Southern California area broadcaster and four-time local Emmy Award-winning announcer and host Bill Macdonald enters his third season behind the mic as Lakers television play-by-play announcer on Time Warner Cable Sportsnet.

The versatile Macdonald, a fixture on Fox Sports West/Prime Ticket since its inception in 1985 through the Lakers final season on the network (2012), has broadcast in a variety of capacities over the years as host, field reporter and play-by-play announcer for professional basketball, baseball and hockey, among other sports.

The host of pre- and post-game shows "Lakers Live," "Angels Live" and "Ducks Live" before joining the Lakers announcing team, Macdonald has also served as the play-by-play voice for UCLA men's basketball and football and Los Angeles Avengers football.

Having filled in as the Angels, Ducks and Los Angeles Kings play-by-play announcer over the years as well as the Lakers play-by-play announcer on both television and radio, Macdonald most notably called Kobe Bryant's historic 81-point game on January 22, 2006.

Over the years, Macdonald's hosting duties have included the "UCLA Sports Magazine," the Emmy Award winning Kings pre-game show "Break the Ice," "Carl's Jr. Sports Roundtable," the Pac-10 basketball tournament from STAPLES Center, the multiple Emmy award winning nightly sports news program "Press Box" and live, phone-in talk show "It's Your Call."

Actively involved with charities such as the Special Olympics, the Ronald McDonald House and the NBA's Read to Achieve, Macdonald's work on "Training for Life: The California Special Olympics" was awarded yet another Emmy.

Born in Bronxville (NY) but moving to Corona del Mar (CA) at an early age, Macdonald attended the University of Southern California where he graduated in 1981 with a degree in communications.

Currently residing in Newport Coast, Macdonald is the proud father of three sons: twin boys, Kirk and Cory (23), and Billy Jr. (20).





ADRIAN GARCIA MARQUEZ

One of the most diverse sports broadcasters in the country, Adrian Garcia Marquez enters his second season as the team's Spanish-language television play-by-play announcer.

A venerable jack of all trades, Garcia Marquez has more than a decade of experience in the industry, having broadcast games in English and/or Spanish for the Lakers, Los Angeles Galaxy, San Diego Chargers, Los Angeles Dodgers, Los Angeles Angels of Anaheim, Los Angeles Clippers and USC Trojans. A Southern California native and the current Spanish voice of LA Galaxy games on KWHY-TV, Garcia Marquez's focus on the area's teams has made him one of the pre-eminent sports voices in the Southland.

Before joining the Lakers broadcast team, Garcia Marquez was a network anchor and reporter for KMEX-TV in Los Angeles and at Univision Sports. Prior to that, he was FOX Deportes' lead Major League Baseball play-by-play announcer, calling four World Series for the network, and was also featured as the top boxing announcer for Top Rank Boxing's 'Top Rank Live.'

Garcia Marquez spent five years working for Telemundo Los Angeles at KVEA-TV and sister station KWHY-TV. There he served as a sports anchor and was named to the first ever U.S.-based Spanish-language broadcast Olympic team, where he called baseball and basketball for the 2004 games in Athens.

In 2001, Garcia Marquez was hired by ESPN International and ESPN Deportes and served as an announcer, reporter and analyst on programs such as NFL Primetime, Sunday Night Football, Monday Night Football, Wednesday Night Baseball and Sunday Night Baseball. That same year, he was named the voice of the Boston Red Sox en Español before moving on to Univision and Teletutura, for whom he covered the 2002 FIFA World Cup in South Korea and Japan.

The Spanish radio play-by-play man for the Oakland A's in 2000 after hosting the San Diego Padres pregame show on K-1040 AM in 1999, Garcia Marquez got his first break in 1998 with the San Diego Flash, calling soccer games on TV in Spanish. Over the years, he has also crossed over into English-language broadcasting, working for FSN Prime Ticket as a Dodgers reporter in 2007 and ESPN Radio AM 710 as a reporter and fill in co-host in 2008.

Garcia Marquez currently resides in Corona with his wife and two children.

SPANISH TELEVISION COLOR COMMENTATOR



FRANCISCO PINTO

Francisco Pinto, a veteran television sports host, anchor and analyst for more than 15 years, returns for his second season as the team's Spanish-language television color commentator. Forming the Lakers inaugural Time Warner Cable Deportes broadcast tandem alongside play-by-play announcer Adrian Garcia Marquez in 2012-13, Pinto, a former soccer player in his native Chile, also calls LA Galaxy games for the network.

Prior to joining the Lakers broadcast team, Pinto spent 12 years with KMEX-TV, Univision's LA affiliate, where he was a sports anchor for seven years before switching to news and becoming a host on the station's morning newscast, Primera Edicion. Having covered many of the biggest sporting events in the world, including two World Cups (2002 and 2006) and several NBA Finals, Super Bowls, World Series and world title boxing matches, in 2002, Pinto was the only television reporter from Los Angeles in New England when the Galaxy won its first MLS Cup.

Pinto, who began his broadcasting career in 1996 with a three-year stint as a sports and news anchor at KUVS-TV, Univision's affiliate for the Modesto, Stockton and Sacramento areas, has also hosted The Rose Parade in Pasadena on three occasions, interviewed dignitaries that include presidents and Nobel Prize winners and earned four Emmy nominations over the course of his career.

A native of Concepcion, Chile, Pinto studied Physical Education at the Universidad de Concepcion, where he played for the university's soccer team as well as the Deportes Concepcion Reserve Team. Pinto, who also played and coached squash in Chile, later came to the United States to study Sports Medicine at the Master's College in Santa Clarita, California.

He and his wife of 16 years, Rachel, reside in the South Bay with their two children, Sofia and Sebastian.



RADIO PLAY-BY-PLAY ANNOUNCER

JOHN IRELAND



Serving as the team's sideline reporter on KCAL-9 from 2002-11, John Ireland returns for his third season behind the mic as radio play-by-play announcer for the Lakers.

A four-time local Emmy Award winner for best sports reporting, Ireland currently co-hosts the Mason and Ireland Show on the Lakers flagship station 710 AM ESPN Radio.

A local talent who grew up in Corona del Mar and graduated from UCLA in 1985 with a degree in history, Ireland's career path took him to stations in Monroe (LA), Beaumont (TX) and San Diego (CA) before bringing him home to the Los Angeles area in 1995.

In addition to his studio and "roving reporter" work over the years, Ireland added the Los Angeles Clippers radio play-by-play announcer responsibilities to his resume in 1997, working five seasons in all for the team on a fill-in basis before joining the Lakers beat in 2002. A three-time recipient of the Southern California Sports Broadcasters (SCSB) Irv Kaze Radio Talk Show Host Award, Ireland has also previously filled in on radio play-by-play duties for both UCLA and Lakers basketball games.

Ireland, who enjoys pick-up basketball and golf when away from work, is involved in numerous charity organizations that include Autism Speaks among others.

He and his wife, Leasa, reside in Manhattan Beach with their son, Jack.

RADIO COLOR COMMENTATOR

MYCHAL THOMPSON



A member of the Lakers championship teams in 1987 and 1988, Mychal Thompson enters his 11th season as the team's radio color commentator. Formerly the Timberwolves television color analyst for two seasons, Thompson teams with play-by-play announcer John Ireland for all Lakers radio broadcasts.

Thompson, a standout at the University of Minnesota, averaged 20.8 ppg throughout his four-year collegiate career and was named All-America following both the 1976-77 and 1977-78 campaigns. The leading scorer in Golden Gopher history with 1,992 points, Thompson was the first overall selection in the 1978 NBA Draft by the Portland Trailblazers. In 12 seasons and 935 regular season games with the Trailblazers, Lakers and San Antonio Spurs, Thompson averaged 13.7 points, 7.4 rebounds and 2.3 assists.

Prior to joining the Lakers broadcast team, Thompson co-hosted a radio show in Portland, Ore. and also worked with the NBA's Vancouver Grizzlies, Seattle Supersonics and Trailblazers as a television broadcast color analyst. Thompson also serves as Sports Ambassador for his native Bahamas.

Thompson and his wife his wife, Julie, reside in Rancho Santa Margarita and have three sons.



**FERNANDO GONZALEZ**

Beginning his 17th season as a play-by-play announcer for the Lakers, Fernando Gonzalez serves as the Spanish Voice of the team, broadcasting every game on 1330 ESPN Deportes, the Lakers Spanish language flagship.

Gonzalez is quite familiar to the Lakers Spanish-speaking audience as he also served as the news director for KWHY-TV and anchored the popular sports news program "Mundo Deportivo." Gonzalez has received several accolades for his work including the 1995 Golden Mike Award for best sports segment.

Not limited to basketball, Gonzalez has also broadcast a variety of sporting events including World Cup soccer, the Olympic Games, professional boxing, NHL hockey and Pacific-10 football.

Born in Toluca, Mexico, Fernando graduated from La Universidad Autonoma del Estado de Mexico with a law degree.

He and his wife, Maria Teresa, have two children, Luis Fernando and Tatiana and have been residents of Los Angeles since coming to the United States in 1989.

SPANISH RADIO COLOR COMMENTATOR

**JOSE "PEPE" MANTILLA**

Since 1993, Jose "Pepe" Mantilla has served as color commentator for Lakers Spanish broadcasts. Along with Fernando Gonzalez, Mantilla broadcasts every Lakers game to the team's large and growing Hispanic audience.

One of the most active sports journalists in Los Angeles, he is also a popular panelist for radio and TV sports shows. In addition to those duties, Pepe even manages to find time to broadcast Major League Baseball, NFL and World Cup soccer contests as well as college football and basketball for FOX.

A graduate of UNAM in Mexico, Pepe and his wife Ivonne have one daughter, Mercedes and one son, Andres, and make their home in Irvine.

PUBLIC ADDRESS ANNOUNCER


**LAWRENCE TANTER**

Entering his 31st season as the Public Address Announcer for the Lakers, Lawrence Tanter is the longest-tenured PA announcer in franchise history. Beginning in 1982 at the Great Western Forum and continuing to the present STAPLES Center, he has called over 1,500 games from his familiar seat at center court including three NBA All-Star games and 14 NBA Finals series. His mild demeanor coupled with his smooth delivery are unique to the NBA, ranging from the dissonant tone sensed in his voice with lines such as "Too Many Steps" to the cool declaration of "The Laker Girls."

Born in Chicago, Illinois, Tanter was a member of an Illinois state championship team while at Thornton High School. He later played at the University of Dubuque in Iowa.

A huge jazz enthusiast, Tanter is a veteran of three decades of work at numerous radio stations throughout the Los Angeles area. He has interviewed over 500 recording artists, written liner notes for 20 albums, narrated several video games and done voice-overs for over 6,000 commercials.

Lawrence resides in Los Angeles and has one son, Miles.



LEGENDS
AMBITION
KNOWLEDGE
EXCELLENCE
RESILIENCE
SWEAT

LAKERS

24

HOME OF THE LAKERS

 TIME WARNER CABLE
SPORTSNET

TWCSPORTSNET.COM

LOS LAKERS EN ESPAÑOL

 TIME WARNER CABLE
DEPORTES

TWCDEPORTES.COM



THE PLAYERS

- 22** Steve Blake
- 26** Kobe Bryant
- 32** Jordan Farmar
- 36** Pau Gasol
- 42** Jordan Hill
- 46** Wesley Johnson
- 50** Chris Kaman
- 54** Jodie Meeks
- 58** Steve Nash
- 64** Robert Sacre
- 66** Nick Young
- 70** Lakers Training Camp Invitees
- 75** 2013-14 Roster
- 76** Lakers Television Roster



STEVE BLAKE

#5 . GUARD . 6-3 . 175 . 10 YEARS PRO

BORN	HIGH SCHOOL	COLLEGE	RESIDENCE
February 26, 1980 (Hollywood, FL)	Oak Hill Academy (Mouth of Wilson, VA)	Maryland	Manhattan Beach

CAREER / PLAYOFF HIGHS

	CAREER			PLAYOFFS		
PTS	25 @	Portland	1/14/07	19 vs.	Denver	5/12/12
MIN	50 vs.	Portland	2/2/07	43 @	Houston	4/26/09
FG	9 vs.	Philadelphia (twice)	3/23/09	7 vs.	Denver	5/12/12
FGA	20 vs.	Houston (twice)	4/17/13	15 @	San Antonio	4/24/13
3FG	6 @	Milwaukee (twice)	3/21/09	5 vs.	Denver	5/12/12
3FGA	12 vs.	Houston (3 times)	4/17/13	7 @	San Antonio (twice)	4/24/13
FT	12 vs.	Indiana	1/24/04	3 vs.	Houston	4/28/09
FTA	13 vs.	Indiana	1/24/04	4 vs.	Houston	4/28/09
OFF. REB	3 vs.	New Orleans (5 times)	3/27/11	3 vs.	Denver	5/8/12
DEF. REB	10 vs.	LA Lakers (twice)	4/14/10	7 vs.	Oklahoma City	5/18/12
REB	10 vs.	LA Lakers (twice)	4/14/10	8 vs.	Oklahoma City	5/18/12
AST	18 @	Minnesota	2/14/07	10 @	Houston	4/24/09
STL	5 vs.	Detroit (twice)	11/4/12	4 @	San Antonio	4/21/13
BLK	2 @	Memphis (3 times)	3/13/12	2 @	San Antonio	4/21/13

CAREER REGULAR SEASON STATISTICS

Year	Team	G	GS	MIN	FG	FGA	PCT	3FG	3FGA	PCT	FT	FTA	PCT	OFF	DEF	TOT	A	PF	DQ	STL	TO	BLK	PTS	AVG
03-04	WAS	75	14	1392	157	407	.386	75	202	.371	55	67	.821	18	99	117	209	100	0	57	128	7	444	5.9
04-05	WAS	44	1	648	61	186	.328	36	93	.387	33	41	.805	18	53	71	69	47	0	13	39	0	191	4.3
05-06	POR	68	57	1781	206	470	.438	76	184	.413	72	91	.791	26	120	146	306	107	0	42	83	5	560	8.2
06-07	MIL-DEN	82	42	2224	209	509	.411	67	208	.322	43	64	.672	21	148	169	408	121	0	61	129	8	528	6.4
07-08	POR	81	78	2424	261	640	.408	121	298	.406	49	64	.766	31	164	195	413	133	0	55	113	4	682	8.5
08-09	POR	69	69	2188	277	647	.428	140	328	.427	63	75	.840	28	145	173	348	126	1	69	108	4	757	11.0
09-10	POR-LAC	80	38	2159	217	522	.416	116	294	.395	36	48	.750	21	166	187	380	123	0	58	128	6	586	7.3
10-11	LAL	79	0	1581	110	306	.359	73	193	.378	26	30	.867	19	137	156	170	99	0	40	73	3	319	4.0
11-12	LAL	53	5	1237	101	268	.377	53	158	.335	21	27	.778	9	76	85	174	75	0	39	72	2	276	5.2
12-13	LAL	45	13	1175	114	270	.422	72	171	.421	27	35	.771	21	111	132	173	83	2	34	62	6	327	7.3
TOTALS		676	317	16810	1713	4225	.405	829	2129	.389	425	542	.784	212	1219	1431	2651	1014	3	468	935	45	4680	6.9

CAREER POSTSEASON STATISTICS

Year	Team	G	GS	MIN	FG	FGA	PCT	3FG	3FGA	PCT	FT	FTA	PCT	OFF	DEF	TOT	A	PF	DQ	STL	TO	BLK	PTS	AVG
04-05	WAS	4	0	17	1	4	.250	0	1	.000	0	0	-	0	3	3	2	3	0	0	1	0	2	0.5
06-07	DEN	5	5	180	14	31	.452	8	16	.500	0	0	-	1	11	12	23	8	0	3	10	0	36	7.2
08-09	POR	6	6	231	22	45	.489	10	24	.417	5	7	.714	4	20	24	37	11	0	5	9	0	59	9.8
10-11	LAL	9	0	145	7	23	.304	6	18	.333	0	0	-	1	13	14	20	8	0	5	5	0	20	2.2
11-12	LAL	12	0	306	26	62	.419	18	43	.419	5	7	.714	8	26	34	27	21	0	8	15	2	75	6.3
12-13	LAL	2	2	75	11	28	.393	5	12	.417	1	1	1.000	0	8	8	5	8	0	4	4	3	28	14.0
TOTALS		38	13	954	81	193	.420	47	114	.412	11	15	.733	14	81	95	114	59	0	25	44	5	220	5.8





STEVE BLAKE

HOW ACQUIRED: Signed by the Lakers as a free agent July 8, 2010.

2012-13: Appeared in 45 games (13 starts), averaging 7.3 points, 2.9 rebounds, 3.8 assists and 0.76 steals in 26.1 minutes ... Scored 10+ points 11 times and 20+ points twice ... Ranked among 2012-13 league leaders in 3FG% (14th/421) ... Tallied six points, five rebounds, six assists and a career-high tying five steals 11/4 vs. Detroit ... Tallied seven points and seven assists 2/14 vs. LA Clippers ... Posted 13 points, a season-high seven rebounds and six assists 2/28 vs. Minnesota ... Handed out a season-high eight assists 3/12 at Orlando ... Finished with 18 points (5-7 3FG), six rebounds, seven assists, four steals and a career-high tying two blocks 3/15 at Indiana ... Posted 16 points, five rebounds and a season-high eight assists 3/17 vs. Sacramento ... Scored 15 points (5-8 3FG) 3/30 at Sacramento ... Posted seven points, five rebounds and six assists 4/9 vs. New Orleans ... Totaled eight points and a season-high seven rebounds 4/10 at Portland ... Posted 23 points (8-16 FG), five rebounds and four assists 4/14 vs. San Antonio ... Recorded a season-high 24 points (6-20 FG, 4-12 3FG, 8-8 FT), a season-high seven rebounds and seven assists 4/17 vs. Houston ... Missed 37 games with an abdominal strain/surgery (11/13-1/27) ... In two playoff games, averaged 14.0 points, 4.0 rebounds, 2.0 assists and 2.00 steals and 1.50 blocks in 37.5 minutes ... Tallied 12 points and career playoff highs in steals (4) and blocks (2) 4/21 at San Antonio ... Missed two games in the playoffs with a strained right hamstring (4/26 - 4/28).

CAREER: Selected by Washington in the second round (38th pick overall) of the 2003 NBA Draft ... Signed with Portland as a free agent 9/19/05 ... Acquired by Milwaukee from Portland along with Ha Seung-Jin and Brian Skinner for Jamaal Magloire 7/31/06 ... Acquired by Denver from Milwaukee in exchange for Earl Boykins 1/11/07 ... Signed with Portland as a free agent 7/13/07 ... Acquired by the LA Clippers from Portland along with Travis Outlaw and cash considerations in exchange for Marcus Camby ... Has recorded 185 career 10+ point games, 18 20+ point games, two 10+ rebound games, 29 10+ assist games, 18 double-doubles and one triple-double (23 points, 10 rebounds, 11 assists 4/14/10 vs. LA Lakers).

2011-12: Appeared in 53 games (5 starts), averaging 5.2 points, 1.6 rebounds, 3.3 assists, 0.74 steals and 0.04 blocks in 23.3 minutes ... Scored 10+ points eight times ... Led team in assists 12 times and in steals 10 times ... Handed out a season-high eight assists 1/10 vs. Phoenix ... Scored a season-high 17 points (6-9 FG, 5-6 3FG) 2/20 vs. Portland ... Tallied 9 points, five rebounds, five assists and a career-high tying two blocks 3/13 at Memphis ... Missed 13 games (1/13-2/6) with a costochondral fracture ... In 12 playoff games, averaged 6.3 points, 2.8 rebounds and 2.3 assists in 25.5 minutes ... Scored a playoff career-high 19 points on 7-of-11 shooting (5-6 3FG) 5/12 vs. Denver.

2010-11: Appeared in 79 games, averaging 4.0 points, 2.0 rebounds, 2.2 assists and 0.51 steals in 20.0 minutes ... Scored 10+ points four times ... Led team in assists eight times, steals five times and blocks once ... Scored 10 points including the game-winning three with 18.8 seconds remaining in Lakers debut 10/26 vs. Houston ... Scored a season-high 14 points (4-6 3FG, 2-2 FT) 1/15 vs. Toronto ... Tallied five points, three rebounds, four assists and a season-high three steals 1/25 vs. Utah ... Posted nine points, a season-high six rebounds and three assists 2/1 vs. Houston ... Tallied eight points, a season-high seven assists and two steals 2/11 at New York ... Missed one game (11/14) due to gastroenteritis and two games (4/12 - 4/13) with chickenpox ... In nine playoff games, averaged 2.2 points, 1.6 rebounds and 2.2 assists in 16.1 minutes.

2009-10: Appeared in 80 games (38 starts) with Portland and the LA Clippers, averaging 8.6 points, 2.3 rebounds and 4.8 assists in 27.0 minutes ... Ranked 13th league-wide in assist-to-turnover ratio (2.97) ... Appeared in 51 games (28 starts) with Portland, averaging 7.6 points, 2.3 rebounds and 4.0 assists ... Led Portland in assists 15 times and scored 10+ points 17 times ... Posted 20 points and 10 assists 2/10 at Phoenix ... Recorded 11 points and 10 assists 1/23 at Detroit ... Scored 18 points (4-6 3FG), including 15 in the second half 1/15 vs. Orlando ... Had streak of 172 straight starts come to end 12/15 vs. Sacramento ... In 29 games (10 starts) with the Clippers, averaged 6.8 points, 2.4 rebounds and 6.1 assists ... Started Clippers debut, posting three points and a game-high nine assists in 32 minutes 2/17 vs. Atlanta ... Recorded 11 points and 12 assists 2/20 vs. Sacramento for 16th career double-double and 3rd of season ... Totaled nine points and 12 assists 3/31 at Toronto ... Tallied nine points and 13 assists 4/12 vs. Dallas ... Recorded first career triple-double with 23 points, 10 rebounds and 11 assists 4/14 vs. LA Lakers.

2008-09: Appeared in 69 games (69 starts), averaging 11.0 points, 2.5 rebounds, 5.0 assists, 1.00 steals and 31.7 minutes ... Finished fifth in the NBA with a 3.22 assist-to-turnover ratio ... Led Portland in assists 30 times (including ties) ... Ranked 13th in the league and first on the team among qualifiers in 3-point percentage (140-328, 42.7%) ... Tallied four double-doubles ... Scored 10+ points 38 times and 20+ seven times ... Handed out 10+ assists five times ... Led Portland in steals 20 times (including ties) ... Notched a season-high tying 22 points 3/23 vs. Philadelphia ... Tied a career high with six 3-pointers (of 10) in netting 21 points 3/21 at Milwaukee ... Tied the NBA record for assists in a quarter with 14 in the first quarter, breaking the franchise record for assists in a quarter and a half, and finished with a season-high 17 assists 2/22 vs. L.A. Clippers ... Totaled a season-high tying 22 points and 10 assists 12/18 vs. Phoenix ... Notched a season-high tying 22 points (4-8 3-PT) 11/22 at Phoenix ... Knocked down a career-high tying six 3-pointers (6-10) in scoring 20 points 11/21 at Sacramento ... In six postseason games (all starts), averaged playoff career-highs of 9.8 points (.489 FG%, .417 3FG%), 4.0 rebounds, 6.2 assists and 38.5 minutes ... Totaled 16 points and a playoff career-high 10 assists 4/24 vs. Houston.

2007-08: Appeared in 81 games (78 starts), averaging 8.5 points, 5.1 assists, 2.4 rebounds and 29.9 minutes and 81 games (78 starts) ... Finished the season ranked 7th among NBA leaders in assist-to-turnover ratio (3.65), 21st in 3-point percentage (40.6%) and 23rd in assists (5.1) ... Led the team in assists 34 times, ranking 2nd among teammates ... Ranked 2nd on team in assists (5.1) and 3FGM (121) ... Scored in double-digits 34 times including three 20+ point games ... Handed out 10+ assists four times ... Posted three double-doubles ... Scored a season-high 24 points 1/9 vs. Golden State ... Totaled 15 points and a season-high 11 assists 3/21 vs. LA Clippers.

2006-07: Averaged 6.4 points, 5.0 assists and 2.1 rebounds in 82 games played with Milwaukee and Denver ... In 33 games (two starts) with Milwaukee, posted averages of 3.6 points, 1.4 rebounds, 2.5 assists and 17.7 minutes ... Scored 10+ points four times with the Bucks ... With Denver, Blake posted a 25-15 record as a starter, averaging 8.3 points, 2.5 rebounds, 6.6 assists and 33.5 minutes in 49 games ... Logged a 3.21 assist-to-turnover ratio in Denver ... Handed out 10+ assists nine times and posted three double-doubles (all with Denver) ... Handed out a career-high 18 assists 2/14 at Minnesota ... Scored a career-high 25 points 1/14 at Portland ... Appeared in 5 playoff games (all starts) with Denver, averaging 7.2 points, 2.4 rebounds and 4.6 assists in 36.0 minutes.

2005-06: In 68 games (57 starts) with the Trail Blazers, averaged 8.2 points, 2.1 rebounds, 4.5 assists and 26.2 minutes ... Ranked 3rd in the NBA in assist-to-turnover ratio (3.69) and 16th in 3-point percentage (.413) ... Scored 10+ points 23 times and 20+ points twice ... Handed out 10+ assists four times ... Posted three double-doubles ... Totaled 12 points and 10 assists 3/15 at New Jersey ... Recorded 18 points and season-high 13 assists 3/12 vs. Phoenix ... Posted 19 points and a season-high 13 assists 12/16 vs. Oklahoma City ... Scored a season-high 23 points 3/5 at Houston.





2004-05: Appeared in 44 games (one start) with the Washington Wizards ... Averaged 4.3 points, 1.6 rebounds and 1.5 assists ... Posted 3 10+ points games ... Missed 29 games because of injury ... Activated from injured list 11/20 after missing first eight games of season recovering from right ankle surgery ... Sat out 11 games (from 12/3-12/26) with a left foot arch strain, then was sidelined for another 11 (from 1/6-1/26) with a sprained left ankle ... Handed out a season-high six assists 12/31 at Boston ... Grabbed a season-high 8 rebounds 2/25 at Chicago ... Totaled a season-high 17 points, five rebounds and five assists 2/27 vs. Sacramento ... Tied a season-high with 17 points 3/16 at Atlanta ... Averaged 0.5 points, 0.8 rebounds and 0.5 assists in four playoff games (17 total minutes).

2003-04: Averaged 5.9 points (38.6% FG, 37.1% 3-PT, 82.1% FT), 1.6 rebounds and 2.8 assists in 75 games (14 starts) as a rookie with the Wizards ... Scored in double-figures 16 times including one 20+ point game ... Scored a season-high 21 points 3/21 vs. Miami ... Recorded first career double-double with 16 points and 10 rebounds 3/23 at Utah ... Tallied 16 points and a season-high eight assists 1/14 at New Jersey.

COLLEGE: As a junior, started in the backcourt along with NBA veteran Juan Dixon on the University of Maryland's 2002 NCAA Championship team ... Named First Team All-ACC as a senior ... Finished his four-year collegiate career as the Terrapins' all-time leader in assists with 972, the fifth-highest total in NCAA history and the fourth highest ever in the ACC ... Became the first player in ACC history to record at least 1,000 points, 800 assists, 400 rebounds and 200 steals ... Maryland's all-time leader in games played (136) and minutes played (4,312) ... Averaged 11.6 points as a senior and ranked seventh in the NCAA with 7.1 assists per game ... Was second in the NCAA in assists as a junior, averaging 7.9 assists a contest ... Set Maryland's single-season assists record that year with 286 ... Led the ACC in assists as a sophomore (6.9 apg), becoming the first Terrapin to do so since John Lucas in 1974.

PERSONAL: Steve and wife, Kristin, have three sons, Nicholas, Jameson and Zachary ... Majored in criminology and criminal justice at Maryland ... Attended Miami High School along with the Heat's Udonis Haslem, winning consecutive state championships ... Played prep basketball at national powerhouse Oak Hill Academy at Mouth of Wilson, Va., graduating fourth in his senior class ... Is the youngest of four children with three older sisters ... Follows the NFL's Miami Dolphins and the University of Miami football team ... Enjoys golfing in his spare time ... In 2009-10 and 2010-11, participated in the Hoops for St. Jude program (donation for every point scored) along with Pau Gasol among other NBA players.


CAREER DOUBLE-DOUBLES (18)

Date	Opponent	Line
3/23/04	at Utah	16 points, 10 rebounds
12/16/05	vs. Seattle	19 points, 13 assists
3/12/06	vs. Phoenix	18 points, 13 assists
3/15/06	at New Jersey	12 points, 10 assists
2/2/07	vs. Portland	19 points, 14 assists
2/10/07	at Milwaukee	10 points, 11 assists
4/13/07	at New Orleans	10 points, 10 assists
3/8/08	at New York	15 points, 10 assists
3/21/08	vs. LA Clippers	15 points, 11 assists
4/2/08	at LA Lakers	12 points, 10 assists
12/18/08	vs. Phoenix	22 points, 10 assists
1/7/09	vs. Detroit	10 points, 10 assists
1/12/09	at Chicago	16 points, 10 assists
4/3/09	at Oklahoma City	14 points, 10 assists
1/23/10	at Detroit	11 points, 10 assists
2/10/10	at Phoenix	20 points, 12 assists
2/20/10	vs. Sacramento	11 points, 12 assists
4/14/10	vs. LA Lakers	23 points, 10 rebounds, 11 assists

CAREER 20+ POINT GAMES (18)

Date	Opponent	Line
3/21/04	vs. Miami	21 points (8-12 FG)
1/22/06	vs. Dallas	20 points (8-16 FG)
3/5/06	at Houston	23 points (7-12 FG)
1/14/07	at Portland	25 points (9-13 FG)
1/9/08	vs. Golden State	24 points (8-10 FG)
3/7/08	at Milwaukee	21 points (8-15 FG)
3/27/08	at Golden State	22 points (8-12 FG)
11/10/08	at Orlando	20 points (4-8 FG)
11/21/08	at Sacramento	20 points (7-14 FG)
11/22/08	at Phoenix	22 points (8-16 FG)
12/18/08	vs. Phoenix	22 points (8-15 FG)
12/30/08	vs. Boston	21 points (8-12 FG)
3/21/09	at Milwaukee	21 points (7-16 FG)
3/23/09	vs. Philadelphia	22 points (9-20 FG)
2/10/10	at Phoenix	20 points (7-12 FG)
4/14/10	vs. LA Lakers	23 points (8-12 FG)
4/14/13	vs. San Antonio	23 points (8-16 FG)
4/17/13	vs. Houston	24 points (6-20 FG)







KOBE BRYANT

#24 . GUARD . 6-6 . 205 . 17 YEARS PRO

BORN	HIGH SCHOOL	COLLEGE	RESIDENCE
August 23, 1978 (Philadelphia, PA)	Lower Merion HS (Ardmore, PA)	None	Newport Coast

CAREER / PLAYOFF HIGHS

	CAREER	PLAYOFFS
PTS	81 vs. Toronto 1/22/06	50 vs. Phoenix 5/4/06
MIN	54 @ Charlotte (3 times) 12/29/06	52 vs. Phoenix (3 times) 5/4/06
FG	28 vs. Toronto 1/22/06	20 vs. Phoenix 5/4/06
FGA	47 @ Boston 11/7/02	38 @ San Antonio 5/5/03
3FG	12 vs. Seattle 1/7/03	6 @ Boston (3 times) 6/10/10
3FGA	18 vs. Seattle 1/7/03	11 vs. Denver (4 times) 5/8/12
FT	23 @ New York (twice) 1/31/06	21 vs. Utah 5/4/08
FTA	27 vs. Dallas (twice) 3/2/08	23 vs. Utah 5/4/08
OFF. REB	8 @ Dallas 4/18/00	9 @ Sacramento 5/13/01
DEF. REB	13 @ Toronto (twice) 1/24/10	11 vs. Boston (twice) 6/17/10
REB	16 @ Toronto 1/24/10	16 @ Sacramento 5/13/01
AST	15 vs. Washington 2/12/02	13 vs. Phoenix 5/19/10
STL	7 vs. Utah 2/13/06	5 vs. Dallas (3 times) 5/4/11
BLK	5 vs. Charlotte (3 times) 2/2/01	4 vs. Phoenix (4 times) 5/27/10

CAREER REGULAR SEASON STATISTICS

Year	Team	G	GS	MIN	FG	FGA	PCT	3FG	3FGA	PCT	FT	FTA	PCT	OFF	DEF	TOT	A	PF	DQ	STL	TO	BLK	PTS	AVG
96-97	LAL	71	6	1103	176	422	.417	51	136	.375	136	166	.819	47	85	132	91	102	0	49	112	23	539	7.6
97-98	LAL	79	1	2056	391	913	.428	75	220	.341	363	457	.794	79	163	242	199	180	1	74	157	40	1220	15.4
98-99	LAL	50	50	1896	362	779	.465	27	101	.267	245	292	.839	53	211	264	190	153	3	72	157	50	996	19.9
99-00	LAL	66	62	2524	554	1183	.468	46	144	.319	331	403	.821	108	308	416	323	220	4	106	182	62	1485	22.5
00-01	LAL	68	68	2783	701	1510	.464	61	200	.305	475	557	.853	104	295	399	338	222	3	114	220	43	1938	28.5
01-02	LAL	80	80	3063	749	1597	.469	33	132	.250	488	589	.829	112	329	441	438	228	1	118	223	35	2019	25.2
02-03	LAL	82	82	3401	868	1924	.451	124	324	.383	601	713	.843	106	458	564	481	218	0	181	288	67	2461	30.0
03-04	LAL	65	64	2447	516	1178	.438	71	217	.327	454	533	.852	103	256	359	330	176	0	112	171	28	1557	24.0
04-05	LAL	66	66	2689	573	1324	.433	131	387	.339	542	664	.816	95	297	392	398	174	1	86	270	53	1819	27.6
05-06	LAL	80	80	3277	978	2173	.450	180	518	.347	696	819	.850	71	354	425	360	233	1	147	250	30	2832	35.4
06-07	LAL	77	77	3140	813	1757	.463	137	398	.344	667	768	.868	75	364	439	413	205	2	111	255	36	2430	31.6
07-08	LAL	82	82	3192	775	1690	.459	150	415	.361	623	742	.840	94	423	517	441	227	1	151	257	40	2323	28.3
08-09	LAL	82	82	2960	800	1712	.467	118	336	.351	483	564	.856	90	339	429	399	189	1	120	210	37	2201	26.8
09-10	LAL	73	73	2835	716	1569	.456	99	301	.329	439	541	.811	78	313	391	365	187	0	113	233	20	1970	27.0
10-11	LAL	82	82	2779	740	1639	.451	115	356	.323	483	583	.828	83	336	419	388	172	0	99	243	12	2078	25.3
11-12	LAL	58	58	2232	574	1336	.430	87	287	.303	381	451	.845	66	247	313	264	105	0	69	204	18	1616	27.9
12-13	LAL	78	78	3013	738	1595	.463	132	407	.324	525	626	.839	66	367	433	469	173	0	106	287	25	2133	27.3
TOTALS		1239	1091	45390	11024	24301	.454	1637	4879	.336	7932	9468	.838	1430	5145	6575	5887	3164	18	1828	3719	619	31617	25.5

CAREER POSTSEASON STATISTICS

Year	Team	G	GS	MIN	FG	FGA	PCT	3FG	3FGA	PCT	FT	FTA	PCT	OFF	DEF	TOT	A	PF	DQ	STL	TO	BLK	PTS	AVG
96-97	LAL	9	0	133	21	55	.382	6	23	.261	26	30	.867	1	10	11	11	23	0	3	14	2	74	8.2
97-98	LAL	11	0	220	31	76	.408	3	14	.214	31	45	.689	7	14	21	16	28	0	3	11	8	96	8.7
98-99	LAL	8	8	315	61	142	.430	8	23	.348	28	35	.800	13	42	55	37	24	1	15	31	10	158	19.8
99-00	LAL	22	22	857	174	394	.442	22	64	.344	95	126	.754	26	72	98	97	89	1	32	55	32	465	21.1
00-01	LAL	16	16	694	168	358	.469	11	34	.324	124	151	.821	29	87	116	97	53	0	25	51	12	471	29.4
01-02	LAL	19	19	833	187	431	.434	22	58	.379	110	145	.759	28	83	111	87	65	1	27	54	17	506	26.6
02-03	LAL	12	12	531	137	317	.432	25	62	.403	86	104	.827	16	45	61	62	35	0	14	42	1	385	32.1
03-04	LAL	22	22	973	190	460	.413	24	97	.247	135	166	.813	18	86	104	121	59	0	42	61	7	539	24.5
04-05	LAL	7	7	314	72	145	.497	14	35	.400	37	48	.771	4	40	44	36	25	0	8	33	3	195	27.9
06-07	LAL	5	5	215	60	130	.462	10	28	.357	34	37	.919	1	25	26	22	10	0	5	22	2	164	32.8
07-08	LAL	21	21	863	222	463	.479	32	106	.302	157	194	.809	18	101	119	117	59	0	35	70	8	633	30.1
08-09	LAL	23	23	940	242	530	.457	37	106	.349	174	197	.883	19	104	123	126	59	0	38	59	21	695	30.2
09-10	LAL	23	23	923	234	511	.458	49	131	.374	154	183	.842	26	112	138	126	75	0	31	79	16	671	29.2
10-11	LAL	10	10	354	83	186	.446	12	41	.293	50	61	.820	8	26	34	33	23	0	16	31	3	288	28.8
11-12	LAL	12	12	476	132	301	.439	17	60	.283	79	95	.832	16	42	58	52	33	0	16	34	2	320	30.0
TOTALS		220	200	8639	2014	4499	.448	292	882	.331	1320	1617	.816	230	889	1119	1040	660	3	310	647	144	5640	25.6





KOBE BRYANT

How Acquired: Acquired by the Lakers from the Charlotte Hornets in exchange for Vlade Divac on July 11, 1996 (was selected by the Hornets with the 13th overall choice in the 1996 NBA Draft).

2012-13: All-NBA First Team ... Western Conference All-Star (starter) ... Appeared in 78 games (78 starts), averaging 27.3 points, 5.6 rebounds, 6.0 assists and 1.36 steals in 38.6 minutes ... Recorded two triple-doubles and 16 double-doubles ... Scored 30+ points 35 times (8 40+ point games) ... Ranked among league leaders in scoring (3rd/27.3), assists (22nd/6.0), FT% (30th/83%), steals (29th/1.36) and minutes (2nd/38.6) ... Led NBA in All-Star balloting (3rd time) and all WC players for 6th straight year ... WC Player of the Month (February) ... Three-time WC Player of the Week (2/24/13, 3/10/13, 4/14/13) ... Scored 40 points while passing Magic Johnson (1,724), as franchise leader in steals 11/2 vs. LA Clippers ... Recorded 18th career triple-double with 22 points, 11 rebounds and 11 assists 11/18 vs. Houston ... Totaled 40 points and 10 rebounds 11/27 vs. Indiana ... Became 5th and youngest player in NBA history to 30,000 points 12/5 at New Orleans ... Scored 42 points 12/11 at Cleveland ... Scored 40 points 12/26 at Denver ... Tallied 38 points and a season-high five steals 1/4 at LA Clippers ... Recorded 14 points, nine rebounds and a season-high 14 assists 1/25 vs. Utah ... Posted 21 points, nine rebounds and a season-high 14 assists 1/27 vs. Oklahoma City ... Scored 40 points 2/22 vs. Portland ... Scored 34 points including game-winning lay-up with 9.0 seconds 3/3 vs. Atlanta ... Posted 42 points, 12 assists and 7 rebounds 3/6 at New Orleans ... Posted 41 points and 12 assists 2/8 vs. Toronto ... Totaled 19 points, nine rebounds and a season-high 14 assists while passing Walt Chamberlain (31, 419) for 4th on NBA all-time scoring list 3/30 at Sacramento ... Recorded 19th career triple-double with 23 points, 11 rebounds and 11 assists 4/2 vs. Dallas ... Posted a season-high 47 points (14-27 FG, 18-18 FT), eight rebounds, five assists, three steals and four blocks 4/10 at Portland ... Missed two games with a severely sprained left ankle and two games with a torn left Achilles tendon.

CAREER: 5-time NBA Champion (2000, 2001, 2002, 2009, 2010) ... 2007-08 NBA Most Valuable Player ... 2009 NBA Finals MVP ... 2010 NBA Finals MVP ... Helped lead the United States to gold medals in the 2008 Beijing and 2012 London Olympic games ... Has earned All-NBA honors in each of the last 15 seasons (First Team in 2002, 2003, 2004, 2006, 2007, 2008, 2009, 2010, 2011, 2012 and 2013); Second Team in 2000 and 2001; Third Team in 1999 and 2005) ... Has been named to the NBA's All Defensive Team 12 times (First Team in 2000, 2003, 2004, 2006, 2007, 2008, 2009, 2010 and 2011; Second Team in 2001, 2002 and 2012) ... Named a starter for the Western Conference All-Star Team in each of the last 15 games (2013, 2012, 2011, 2010, 2009, 2008, 2007, 2006, 2005, 2004, 2003, 2002, 2001, 2000 and 1998 - no game in 1999) ... Led all NBA players in voting for the 2003, 2011 and 2013 All-Star Games ... Earned MVP honors at the 2002 All-Star Game in his hometown of Philadelphia, in the 2007 All-Star Game in Las Vegas, co-MVP honors at the 2009 All-Star Game in Phoenix and in the 2011 All-Star Game in Los Angeles ... Became the youngest player ever to score 23,000 - 30,000 career points, to be named to the NBA's All Defensive Team (1999-2000), to start an All-Star Game (1998) and to earn All-Rookie honors (1996-97) ... Won the 1997 Gatorade Slam Dunk Championship during All-Star Weekend ... Is the second youngest player in Los Angeles franchise history (behind Andrew Bynum) to appear in a regular season game in his NBA debut 11/3/96 vs. Minnesota (18 years, two months and 11 days) and is the third youngest player to ever appear in an NBA game (only Andrew Bynum and Indiana's Jermaine O'Neal were younger) ... Has been selected Western Conference Player of the Month 15 times (November 2001, January 2003, March 2004, January, April 2006, December 2006, March 2007, February 2008, April 2008, December 2008, January 2009, December 2009, March 2011, January 2012, February 2013) and has earned Western Conference Player of the Week honors 31 times (11/4/01, 1/20/02, 11/3/02, 12/8/02, 1/12/03, 2/2/03, 2/23/03, 2/17/04, 3/22/04, 11/13/05, 12/18/05, 12/25/05, 1/22/06, 4/16/06, 3/18/07, 3/25/07, 1/13/08, 3/2/08, 4/6/08, 12/29/08, 1/12/09, 3/16/09, 11/22/09, 12/20/09, 12/27/09, 3/27/11, 1/8/12, 1/15/12, 2/24/13, 3/10/13, 4/14/13) ... Prior to that was named NBA Player of the Month once (December 2000) and NBA Player of the Week twice (April 16, 2000 and December 24, 2000) ... Captured the 2005-06 and 2006-07 NBA scoring titles ... In 2005-06, averaged 35.4 points per game (8th highest scoring average of all-time), passing Bob McAdoo for the 7th best scoring season of all-time (2,832 points) ... Scored a career-high 81 points (55 in the second half) 1/22/06 vs. TOR, the 2nd highest game (81) and half (55) point totals in NBA history ... Ranks 3rd in NBA history behind Walt Chamberlain (118) and Michael Jordan (31) with 24 career 50-plus point games ... Has 120 career 40-plus point games, 169 career double-doubles and 19 career triple-doubles ... Is the Lakers all-time leading scorer (regular season and playoffs) and ranks 4th on the NBA's all-time scoring list (3rd on postseason list).

2011-12: All-NBA First Team ... NBA All Defensive First Team ... Western Conference All-Star (starter) ... Appeared in all 82 games (82 starts), averaging 25.3 points, 5.1 rebounds, 4.7 assists and 1.21 steals in 33.9 minutes ... Recorded nine double-doubles and one triple-double ... Scored 30+ points 23 times and 40+ points three times ... Led team in points 61 times, rebounds once and assists 39 times ... Ranked among league leaders in points (5th/25.3), assists (31st/4.7) and steals (28th/1.21) ... Led all players in All-Star balloting for 2nd time in career (2003) and earned 4th All-Star MVP award with 37 points, 14 rebounds, three assists and three steals 2/21 ... Western Conference Player of the Month (March) ... Western Conference Player of the Week (3/27/11) ... Recorded 17th career triple-double (30 points, 10 rebounds, 12 assists) 11/3 at Sacramento ... Scored 34 points (youngest player in NBA history to 26,000 points) 11/11 at Denver ... Scored 41 points 11/18 vs. Indiana ... Scored 41 points (youngest player in NBA history to 27,000 points) 1/30 vs. Boston ... Totaled a season-high 42 points, a season-high tying 12 rebounds and nine assists 3/22 vs. Phoenix ... Scored 30 points and became franchise leader in games played 3/27 vs. New Orleans ... In 10 playoff games, averaged 22.8 points, 3.4 rebounds, 3.3 assists and 1.60 steals in 35.4 minutes.

2010-11: All-NBA First Team ... NBA All Defensive First Team ... Western Conference All-Star (starter) ... Appeared in all 82 games (82 starts), averaging 25.3 points, 5.1 rebounds, 4.7 assists and 1.21 steals in 33.9 minutes ... Recorded nine double-doubles and one triple-double ... Scored 30+ points 23 times and 40+ points three times ... Led team in points 61 times, rebounds once and assists 39 times ... Ranked among league leaders in points (5th/25.3), assists (31st/4.7) and steals (28th/1.21) ... Led all players in All-Star balloting for 2nd time in career (2003) and earned 4th All-Star MVP award with 37 points, 14 rebounds, three assists and three steals 2/21 ... Western Conference Player of the Month (March) ... Western Conference Player of the Week (3/27/11) ... Recorded 17th career triple-double (30 points, 10 rebounds, 12 assists) 11/3 at Sacramento ... Scored 34 points (youngest player in NBA history to 26,000 points) 11/11 at Denver ... Scored 41 points 11/18 vs. Indiana ... Scored 41 points (youngest player in NBA history to 27,000 points) 1/30 vs. Boston ... Totaled a season-high 42 points, a season-high tying 12 rebounds and nine assists 3/22 vs. Phoenix ... Scored 30 points and became franchise leader in games played 3/27 vs. New Orleans ... In 10 playoff games, averaged 22.8 points, 3.4 rebounds, 3.3 assists and 1.60 steals in 35.4 minutes.





2009-10: NBA Finals Most Valuable Player ... All-NBA First Team ... NBA All Defensive First Team ... Western Conference All-Star (starter) ... Appeared in 73 games (73 starts), averaging 27.0 points, 5.4 rebounds, 5.0 assists and 1.5 steals in 38.8 minutes ... Posted six double-doubles ... Scored 30+ points 29 times and 40+ points eight times ... Ranked among league leaders in points (4th/27.0), assists (24th/5.0), steals (13th/1.55) and minutes (7th/38.8) ... WC Player of the Month (December) ... Three-time WC Player of the Week ... Hit six game-winning FG, most of any player in a single season over the last 10 years (FGM in last 10 seconds of 4th quarter or overtime) ... Posted 100th career 40+ point game (40 points) 11/17 vs. Detroit ... Totaled a season-high 44 points and 11 assists 12/29 vs. Golden State ... Scored 31 points to become the youngest player in NBA history to 25,000 points 1/21 at Cleveland ... Posted 27 points, a career-high 16 rebounds and nine assists 1/24 at Toronto ... Became Lakers all-time leading scorer with a season-high 44 points 2/1 at Memphis ... Missed five games (2/6 - 2/18) with a sprained left ankle, two (4/8-4/9) with right knee swelling and two (4/13-4/14) with an avulsion fracture (right index finger) ... Averaged 29.2 points, 6.0 rebounds, 5.5 assists and 1.35 steals in 23 playoff games ... In the playoffs, scored 30+ points 14 times (one 40+ point game).

2008-09: NBA Finals Most Valuable Player ... All-NBA First Team ... NBA All Defensive First Team ... Western Conference All-Star (starter) ... All-Star game Co-MVP ... Appeared in 82 games (82 starts), averaging 26.8 points, 5.2 rebounds, 4.9 assists and 1.46 steals in 36.1 minutes ... Posted 10 double-doubles (two triple-doubles) ... Scored 30+ points 27 times and 40+ points four times ... Recorded 10+ rebounds five times and 10+ assists five times ... Ranked among league leaders in points (3rd/26.8), assists (26th/4.9), FT% (26th/.856), steals (12th/1.46) and minutes (37th/36.1) ... Three-time WC Player of the Week ... Two-time WC Player of the Month (December, January) ... Recorded 15th career triple-double (28 points, season-high 13 rebounds, 11 assists) 1/16 vs. Orlando ... Posted 16th career triple-double (18 points, 10 rebounds, 12 assists) 1/21 at LA Clippers ... Totaled an NBA season-high 61 points (19-31 FG, 20-20 FT) 2/2 at New York, establishing a new MSG record for points scored ... Passed Elgin Baylor (23, 149) for 20th on NBA's all-time scoring list and 3rd all-time in franchise history ... In 23 playoff games, averaged 30.2 points, 5.3 rebounds, 5.5 assists, 1.65 steals and 0.91 blocks in 40.9 minutes ... Scored an NBA Finals career-high 40 points 6/4 vs. Orlando.

2007-08: NBA Most Valuable Player ... All-NBA First Team ... NBA All Defensive First Team ... Western Conference All-Star (starter) ... Averaged 28.3 points, 6.3 rebounds, 5.4 assists and 1.84 steals in 82 games ... Ranked among league leaders in points (2nd/28.3), assists (19th/5.4), FT% (29th/.840), steals (9th/1.84) and minutes (10th/38.9) ... Recorded 20 double-doubles ... Scored 40+ points seven times ... Scored 45 points (career-high 27 FTA) 10/30 vs. Houston ... Tallied 39 points, 11 rebounds and eight assists while becoming youngest player in NBA history to reach 20,000 career points 12/23 at New York ... Connected on 1,000th career 3-point FG 11/13 vs. Memphis ... Converted 51 consecutive free throws from 2/10 at Miami thru 2/20 at Phoenix (2nd longest streak in franchise history (62 - Bryant)) ... Posted 52 points (career-high tying 27 FTA) and 11 rebounds 3/2 vs. Dallas ... Scored 34 points 3/4 at Sacramento, becoming 25th player in NBA history to score 21,000 points. 2nd youngest and 12th fastest to do so ... Posted an NBA season-high 53 points and 10 rebounds 3/28 vs. Memphis ... Handed out his 4,000th career assist 4/15 vs. SAC - 16th player in NBA history with 21,000 points and 4,000 assists ... Averaged 30.1 points, 5.7 rebounds and 5.6 assists in 21 playoff games.

2006-07: All-NBA First Team ... NBA All Defensive First Team ... Western Conference All-Star (starter) ... Averaged 31.6 points, 5.7 rebounds, 5.4 assists and 1.44 steals in 77 games ... Ranked among league leaders in points (1st/31.6), assists (20th/5.4), FT% (12th/.868), steals (17th/1.44) and minutes (4th/40.8) ... Recorded 10 double-doubles ... Led team in scoring 70 times, rebounds 14 times and assists 45 times ... Scored 52 points (franchise record-tying 30 points in the 3rd quarter) 11/30 vs. Utah ... Posted 53 points, 10 rebounds and eight assists 12/15 vs. Houston ... Scored 58 points 12/29 at Charlotte ... All-Star game MVP (31 points, 5 rebounds, 6 assists, 6 steals) ... Scored a season-high 65 points (23-of-39 FG, 8 3FGM) 3/16 vs. Portland ... Scored 50 points 3/18 vs. Minnesota (1st player since Chamberlain (1963) to post 60-point/50-point games back-to-back) ... Scored 60 points 3/22 at Memphis (Chamberlain, Baylor & Jordan only other players to score 50 points in 3-straight games) ... Scored 50 points 3/23 at NO/Oklahoma City (2nd player in NBA history to record 4-straight 50-point games) ... Scored 53 points 3/30 vs. Houston ... Scored 50 points 4/12 vs. LA Clippers ... Scored 50 points (10th 50-point game of season) 4/15 vs. Seattle (3rd highest 50-point game season total in NBA history (Chamberlain 45 & 30) ... Missed two games recovering from right knee surgery (10/31 - 11/1), one with a sprained right ankle (12/8) and two due to NBA suspension ... Averaged 32.8 points, 5.2 rebounds and 4.4 assists in five playoff games.

2005-06: All-NBA First Team ... All Defensive First Team ... Western Conference All-Star (starter) ... Averaged a career-high 35.4 points, 5.3 rebounds, 4.5 assists and 1.84 steals in 80 games ... Ranked among league leaders in scoring (1st/35.4), assists (32nd/4.5), FT % (15th/.850), steals (9th/1.84) and minutes (4th/41.0) ... Averaged 35.4 points per game (8th highest scoring average of all-time) ... Passed Bob McAdoo for 7th greatest scoring season of all-time (2,832 points) ... Led team in scoring 75 times ... Totaled a franchise record 27 40+ point games and six 50+ games ... Posted four double-doubles ... Scored 62 points in 33 minutes (18-31 FG, 22-25 FT) including a franchise record 30 points in the 3rd quarter 12/20 vs. Dallas ... Missed home and away games 1/1 and 1/3 vs. Utah due to league suspension ... Scored 48 points (franchise record 7 3FGM without a miss) 1/6 vs. Philadelphia ... Scored 50 points (40 in 2nd half) 1/7 at LA Clippers ... Recorded 4th straight 45+ point game with 45 points and a season-high 10 rebounds 1/9 vs. Indiana (1st player since Chamberlain in November of 1964 and 3rd player ever (Baylor) to do so) ... Over 7-game span from 1/11 - 1/22, connected on a franchise record 62 consecutive free-throws ... Scored 51 points 1/19 at Sacramento ... Scored a career-high 81 points (55 in 2nd half) on 28-of-46 shooting 1/22 vs. Toronto; the 2nd highest game (81) and half (55) points totals in NBA history ... Tallied 40 points (tied Lakers record on 23 FTM) 1/31 at New York ... Posted a career-high seven steals 2/13 vs. Utah ... Scored 51 points 4/7 at Phoenix ... Scored 50 points 4/14 vs. Portland ... Averaged 27.9 points, 6.3 rebounds and 5.1 assists in seven playoff games ... Scored 50 points 5/4 vs. Phoenix.

2004-05: All-NBA Third Team ... Western Conference All-Star (starter) ... Appeared in 66 games, averaging 27.6 points, 5.9 rebounds and 6.0 assists ... Ranked among league leaders in points (2nd/27.6), minutes (5th/40.7), double-doubles (37th/18) and triple-doubles (2nd/5) ... Registered 10 50+ point games ... Led team in scoring on 50 occasions and in assists 41 times ... Posted a season-high five steals 11/17 vs. LA Clippers ... Posted a triple-double (29 points, 11 rebounds, 10 assists) 11/19 at Phoenix ... Registered a triple-double (10 points, 12 rebounds, 10 assists) 12/3 vs. Golden State ... Recorded 2nd straight triple-double (20 points, season-high 14 rebounds, 11 assists) 12/8 vs. Phoenix ... Recorded 4th triple-double of the season (36 points, season-high 14 assists, 10 rebounds) 12/17 vs. Washington ... Scored a season-high 48 points 12/28 vs. Toronto ... Placed on injured list 1/15 (severe sprain, right ankle) and re-activated 2/13 ... Connected on 43 consecutive free throw attempts from 3/4 vs. Dallas - 3/10 at Dallas ... Scored 43 points (9-15 3FG) 3/22 at Utah ... Tallied 19 points, 10 rebounds and 10 assists (14th career triple-double) 4/7 vs. Houston.

2003-04: All-NBA First Team ... NBA All Defensive First Team ... Western Conference All-Star (starter) ... Appeared in 65 games, averaging 24.0 points, 5.5 rebounds and 5.1 assists in 37.6 minutes ... Ranked among league leaders in points (4th/24.0), free throw percentage (18th/.852) and minutes (23rd/37.6) ... Recorded 9th career triple-double (29 points, season-high 14 rebounds, 10 assists) 2/28 at Washington ... Tallied a season-high 13 assists 3/3 at Houston ... Posted a season-high 45 points (season-high 17 FTM) 4/13 vs. Golden State ... Tallied 37 points including a pair of threes at the end of the game, the first sending it to overtime, the second with no time remaining to win the game in double-overtime and clinch the Pacific Division title ... Western Conference Player of the Week twice ... Western Conference Player of the Month (March) ... Led the team in scoring 38 times, assists 29 times and rebounds seven times ... Posted 10 double-doubles ... Scored 40+ points three times and 30+ points 16 times ... Averaged 24.5 points, 4.7 rebounds and 5.5 assists in 22 postseason games ... Scored 42 points 5/11 vs. San Antonio.





KOBE BRYANT

2002-03: All-NBA First Team ... NBA All Defensive First Team ... Western Conference All-Star (starter) ... Appeared in 82 games, averaging 30.0 points, 6.9 rebounds and 5.9 assists in 41.5 minutes ... Recorded 9th consecutive 40+ point game and 13th straight 35+ point game 2/23 vs. Seattle (41 points) ... Recorded 5th triple-double of the season (21 points, 10 rebounds, 11 assists) 1/10 vs. Cleveland ... Set an NBA record with 12 3-pointers 1/7 vs. Seattle ... Tied an NBA record with eight 3FG in a half 3/28 vs. Washington ... Scored an NBA season-high 55 points 3/28 vs. Washington ... Ranked among league leaders in points (2nd/30.0), rebounds (35th/6.9), assists (14th/5.9), 3FG% (27th/.383), FT% (25th/.843), steals (6th/2.21), minutes (4th/41.5), double-doubles (21st/23) and triple-doubles (2nd/5) ... Scored 10,000th career point 3/5 vs. Indiana ... Western Conference Player of the Week five times ... Western Conference Player of the Month (January) ... 3rd player in NBA history to average 40+ points in a month (40.6 ppg/February) ... Averaged 32.1 points, 5.1 rebounds and 5.2 assists in 12 postseason games.

2001-02: All-NBA First Team ... NBA All Defensive Second Team ... Western Conference All-Star (starter) ... Appeared in 80 games, averaging 25.2 points, 5.5 rebounds and 5.5 assists in 38.3 minutes ... Ranked among league leaders in scoring (6th/25.2), assists (19th/5.5), FG% (34th/.469), FT% (35th/.829), steals (27th/1.48) and minutes (20th/38.3) ... Served two-game suspension for fighting (3/3/3/5) ... Led or tied for team lead in assists 48 times ... Recorded 3rd career triple-double with 23 points, 11 rebounds and a career-high 15 assists 2/12 vs. Washington ... 2002 NBA All-Star Game MVP (31 points, 5 rebounds, 5 assists) ... Western Conference Player of the Week twice ... Earned Western Conference Player of the Month (November) ... Scored 56 points in three quarters of play 1/14 vs. Memphis (36 points in first half) ... Grabbed a season-high 13 rebounds 11/21 at Denver ... Averaged 26.6 points, 5.8 rebounds and 4.6 assists in 19 postseason games.

2000-01: All-NBA Second Team ... NBA All Defensive Second Team ... Western Conference All-Star (starter) ... Appeared in 68 games, averaging 28.5 points, 5.9 rebounds and 5.0 assists in 40.9 minutes ... Ranked among league leaders in scoring (4th), FG% (.464/37th), FT% (.853/18th) and minutes (40.9/7th) ... Registered 10 double-doubles including two triple-doubles ... Tallied 44 points, nine rebounds and a career-high five blocks 2/2 vs. Charlotte ... Scored 47 points (franchise/career-high tying 23 FTM (23-26)) 1/30 at Cleveland ... Set a franchise record (FT in a half) with 17 FTM in the 2nd half 1/30 at Cleveland ... Tallied first career triple-double with 26 points, 11 rebounds and a season-high 11 assists 1/15 vs. Vancouver ... NBA Player of the Month (December) ... Ejected for first time in his career after receiving two technical fouls 12/20 at LA Clippers ... Named NBA Player of the Week once ... Scored 30 points in 24 games and 40+ six times ... Scored 51 points 12/16 at Golden State ... Missed 14 games due to various injuries (9 - sore left foot; 2 - viral infection; 3 - moderately sprained right ankle) ... Appeared in 16 postseason games, averaging 29.4 points, 7.3 rebounds and 6.1 assists in 43.4 minutes ... Totaled 48 points and 16 rebounds 5/13 at Sacramento.

1999-2000: All-NBA Second Team ... NBA All Defensive First Team ... Western Conference All-Star (starter) ... Appeared in 66 games, averaging 22.5 points, 6.3 rebounds and 4.9 assists in 38.2 minutes ... Named NBA Player of the Week (April 10-16) ... Ranked among league leaders in scoring (12th), FT% (33rd), minutes (16th) and FG% (39th) ... Registered 12 double-doubles ... Scored 30+ points eight times ... Led team in scoring 18 times ... Saw first action of the season 12/1 vs. Golden State, tallying 19 points and six rebounds ... Posted first career 40-point game (40 points, 10 rebounds, 8 assists) 3/12 vs. Sacramento ... Activated from the injured list on 12/1 ... Placed on the injured list 11/1/99 with a broken right hand, missing the first 15 games of the season ... Played in 22 of the team's 23 postseason games, averaging 21.1 points, 4.5 rebounds and 4.4 assists in 39.0 minutes ... DNP 6/11 at Indiana (sprained left ankle) ... Converted game-winning basket with 2.9 seconds remaining 5/10 vs. Phoenix.

1998-99: All-NBA Third Team ... Appeared in each of the team's 50 games, averaging 19.9 points, 5.3 rebounds and 3.8 assists in 37.9 minutes ... Led team in scoring 11 times ... Scored 20+ points 26 times including two 30+ point games ... Recorded nine double-doubles ... Posted 32 points, five rebounds, five assists and four blocks 3/3 vs. Phoenix ... Scored a season-high 38 points (33 second half points) 3/21 at Orlando ... Totaled 17 points and a season-high 10 assists 5/3 vs. Dallas ... Registered a season-high six steals 4/7 vs. Sacramento ... Was the only Laker to start every contest ... Averaged 19.8 points, 6.9 rebounds and 4.6 assists in eight playoff games (2nd on team in scoring).

1997-98: Western Conference All-Star (starter) ... Appeared in 79 games, averaging 15.4 points, 3.1 rebounds and 2.5 assists in 26.0 minutes ... Highest scoring non-starter in NBA ... Highest scoring reserve in Los Angeles franchise history (less than 10 starts) ... Scored 20+ points 20 times including two 30+ point games ... Scored in double-figures 65 times ... Scored 30 points (12-21 FG) 12/14 vs. Dallas ... Scored a season-high 33 points (12-20 FG) 12/17 at Chicago ... Appeared in 11-of-13 playoff games, averaging 8.7 points, 1.9 rebounds and 1.5 assists.

1996-97: All-Rookie Second Team ... Appeared in 71 games (six starts), averaging 7.6 points, 1.9 rebounds and 1.3 assists in 15.5 minutes ... Scored in double-figures 25 times and led the team in scoring twice ... Scored 20+ points four times ... Missed first game of the regular season with a strained hip flexor ... DNP-CD nine times ... Appeared in each of the team's nine playoff games, averaging 8.2 points, 1.2 rebounds and 1.2 assists in 14.8 minutes ... Scored 22 points in Game 3 of the Western Conference First Round vs. Portland, the most points for a Los Angeles rookie in the postseason since May 18, 1984 (Byron Scott 26 at PHX).

PREP CAREER: Elected to enter NBA directly from high school (Lower Merion HS, Ardmore, PA), becoming the first-ever player in Los Angeles franchise history to make this transition ... Became the 27th player to make the jump from high school to the NBA and one of two players to do so in the 1996 NBA Draft (Jermaine O'Neal) ... Concluded high school career as all-time leading scorer in Southeastern Pennsylvania history (2,883 points), surpassing the marks established by Hall of Famer Wilt Chamberlain (2,359) and Carlin Warley (2,441) ... Earned USA Today's National High School Player of the Year honors as a senior (1995-96), averaging 30.8 points, 12.0 rebounds, 6.5 assists, 4.0 steals and 3.8 blocks ... Led Lower Merion to the Class AAAA state title as a senior ... Named Naismith High School Player of the Year, Gatorade Circle of Champions High School Player of the Year and to the McDonald's All-American Team ... Named Most Outstanding Player at the Beach Ball Classic in Myrtle Beach, SC his senior year ... Led Lower Merion to a 77-13 record his final three seasons ... Most Valuable Player of the 1995 adidas ABCD Summer Camp.

PERSONAL: Father Joe "Jelly Bean" Bryant played eight NBA seasons (Philadelphia, San Diego, Houston) before retiring in 1983 ... Spent eight years of childhood in Italy ... Parents named him after a type of steak (Kobe) seen on a restaurant menu prior to his birth ... Has two older sisters, Sharia and Shaya ... Involved in several community programs in the past, including the Pediatric AIDS Foundation and the Center for Abused Children ... Is currently involved with several organizations including Make-a-Wish Foundation, The Lawyers' Committee for Civil Rights and Plaza de la Raza (cultural center in East L.A.) ... In summer of 2006, created VIVO Foundation, a charitable initiative dedicated to enhancing the lives of young people and making dreams come true through educational and cultural enrichment opportunities and financial support ... Projects of the foundation include Vivo Del Mondo, an international travel experience that offers deserving high school and college students a unique and expanded context to think, question and formulate their own beliefs about the world and discover and develop their life passions ... Held first ever Kobe Basketball Academy in summer of 2007 (continued in 2008-12), teaching athletes basketball's five fundamentals ... Member of the USA Men's Senior National Team, helping the 2007 team win the FIBA Americas championship while helping the US earn gold medals in both the 2008 Beijing and 2012 London Olympic games ... He and wife Vanessa have two daughters, Natalia Diamante and Gianna Maria.





CAREER 50+ POINT GAMES (24)

Date	Opponent	Points
1/22/06	vs. Toronto	81
3/16/07	vs. Portland	65
12/20/05	vs. Dallas	62
2/2/09	@ New York	61
3/22/07	@ Memphis	60
12/29/06	@ Charlotte	58
1/14/02	vs. Memphis	56
3/28/03	vs. Washington	55
3/28/08	vs. Memphis	53
3/30/07	vs. Houston	53
12/15/06	vs. Houston	53
3/2/08	vs. Dallas	52
11/30/06	vs. Utah	52
2/18/03	vs. Houston	52
4/7/06	@ Phoenix	51
1/16/06	vs. Miami	51
2/12/03	@ Denver	51
12/6/00	@ Golden State	51
4/15/07	vs. Seattle	50
4/12/07	vs. LA Clippers	50
3/23/07	@ NO/Oklahoma City	50
3/18/07	vs. Minnesota	50
4/14/06	vs. Portland	50
1/7/06	@ LA Clippers	50

NBA PLAYOFF ALL-TIME SCORING LIST

Player	Points	AVG.	G
Michael Jordan	5,987	33.4	179
Kareem Abdul-Jabbar	5,762	24.3	237
Kobe Bryant	5,640	25.6	220
Shaquille O'Neal	5,250	24.3	216
Karl Malone	4,761	24.7	193

CAREER TRIPLE-DOUBLES (19)

Date	Opponent	Line
1/15/01	vs. Vancouver	26 points, 11 rebounds, 11 assists
2/16/01	at Charlotte	25 points, 10 rebounds, 10 assists
12/2/02	vs. Washington	23 points, 11 rebounds, 15 assists
11/1/02	at LA Clippers	33 points, 15 rebounds, 12 assists
11/3/02	vs. Portland	33 points, 14 rebounds, 12 assists
11/24/02	vs. Milwaukee	15 points, 11 rebounds, 11 assists
12/3/02	vs. Memphis	24 points, 10 rebounds, 11 assists
1/10/03	vs. Cleveland	21 points, 10 rebounds, 11 assists
2/28/04	at Washington	29 points, 14 rebounds, 10 assists
11/19/04	at Phoenix	29 points, 11 rebounds, 10 assists
12/3/04	vs. Golden State	10 points, 12 rebounds, 10 assists
12/8/04	vs. Phoenix	20 points, 14 rebounds, 11 assists
12/17/04	vs. Washington	36 points, 14 rebounds, 10 assists
4/7/05	vs. Houston	19 points, 10 rebounds, 10 assists
1/16/09	vs. Orlando	28 points, 13 rebounds, 11 assists
1/21/09	at LA Clippers	18 points, 10 rebounds, 12 assists
11/3/10	@ Sacramento	30 points, 10 rebounds, 12 assists
11/18/12	vs. Houston	22 points, 11 rebounds, 11 assists
4/2/13	vs. Dallas	23 points, 11 rebounds, 11 assists

NBA ALL-TIME SCORING LIST

Player	Points	AVG.	YRS.
Kareem Abdul-Jabbar	38,387	24.6	20
Karl Malone	36,928	25.0	19
Michael Jordan	32,292	30.1	15
Kobe Bryant	31,617	25.5	17
Wilt Chamberlain	31,419	30.1	14
Shaquille O'Neal	28,596	23.7	19
Moses Malone	27,409	20.6	19
Elvin Hayes	27,313	21.0	16
Hakeem Olajuwon	26,946	21.8	18
Oscar Robertson	26,710	25.7	14


GAME-WINNING SHOTS

(FGM/FTM in last 10 seconds of 4th quarter or overtime)

Date	Opponent	Result	Game Winner
* 5/9/99	vs. Houston	101-100	Western Conference First Round, Game 1: 2 FTM, 5.3 seconds
12/27/99	vs. Dallas	108-106	2 FTM, 8.6 seconds
* 5/10/00	vs. Phoenix	97-96	Western Conference Semifinals, Game 2: Jump shot, 2.6 seconds
2/7/01	vs. Phoenix	85-83	Jump shot, 2.7 seconds
2/13/01	@ New Jersey	113-110 OT	3-point play (lay-up and foul, converted free throw), 4.8 seconds
2/22/02	@ Charlotte	96-94	Buzzer beating jump shot
* 5/12/02	@ San Antonio	87-85	Western Conference Semifinals, Game 4: Offensive rebound and put-back, 5.1 seconds
12/6/02	vs. Dallas	105-103	Turn-around jump shot, 8.4 seconds
4/4/03	@ Memphis	102-101	Buzzer beating jump shot
12/19/03	vs. Denver	101-99	Buzzer beating fade-away jump shot
4/14/04	@ Portland	105-104 2OT	Buzzer beating 3-point fade-away jump shot
3/12/05	@ Charlotte	117-116	Jump shot, 0.9 seconds
11/2/05	@ Denver	99-97 OT	Jump shot, 0.6 seconds
12/4/05	vs. Charlotte	99-98	2 FTM, 7.0 seconds
1/12/06	vs. Cleveland	99-98	Jump shot, 8.6 seconds
* 4/30/06	vs. Phoenix	99-98 OT	Western Conference First Round, Game 4: Buzzer beating jump shot
1/14/08	@ Seattle	123-121 OT	Jump shot, 4.3 seconds
1/9/09	vs. Indiana	121-119	Jump shot, 3.0 seconds
12/4/09	vs. Miami	108-107	Buzzer beating 3-point running bank shot
12/16/09	@ Milwaukee	107-106 OT	Buzzer beating jump shot
1/1/10	vs. Sacramento	109-108	Buzzer beating 3-point jump shot
1/31/10	@ Boston	90-89	Jump shot, 7.3 seconds
2/23/10	@ Memphis	99-98	3-point jump shot, 4.3 seconds
3/9/10	vs. Toronto	109-107	Fade-away jump shot, 1.9 seconds
2/12/12	at Toronto	94-92	Jump shot, 4.8 seconds
3/3/13	vs. Atlanta	99-98	Lay-up, 9.0 seconds



* Playoffs



JORDAN FARMAR

#1 . GUARD . 6-2 . 180 . 6 YEARS PRO

<u>BORN</u>	<u>HIGH SCHOOL</u>	<u>COLLEGE</u>	<u>RESIDENCE</u>
November 30, 1986 (Los Angeles, CA)	Taft (Woodland Hills, CA)	UCLA	Tarzana

CAREER / PLAYOFF HIGHS

	<u>CAREER</u>			<u>PLAYOFFS</u>	
PTS	28 vs. Oklahoma City	12/1/10	14 vs. Oklahoma City (twice)	4/27/10	
MIN	52 vs. Oklahoma City	12/1/10	33 @ Houston	5/8/09	
FG	12 vs. Oklahoma City	12/1/10	5 @ Houston (3 times)	5/14/09	
FGA	21 vs. Oklahoma City	12/1/10	11 @ Denver	4/26/08	
3FG	6 @ Denver (twice)	1/11/12	3 vs. Phoenix (4 times)	5/19/10	
3FGA	11 vs. LA Clippers	3/11/11	5 @ Oklahoma City (3 times)	4/24/10	
FT	7 @ Houston	1/10/07	6 vs. Oklahoma City (twice)	4/27/10	
FTA	8 vs. New Jersey (twice)	11/25/08	8 vs. Oklahoma City (twice)	4/27/10	
OFF. REB	3 @ LA Clippers (4 times)	1/16/12	2 @ Houston	5/8/09	
DEF. REB	8 vs. New York	4/8/11	5 @ Phoenix	5/2/07	
REB	9 @ Houston	11/14/07	5 @ Houston (twice)	5/8/09	
AST	17 @ Washington	3/20/11	7 @ Houston	5/8/09	
STL	6 @ Minnesota	2/22/09	3 vs. Boston (twice)	6/15/10	
BLK	2 @ Chicago (twice)	4/13/11	1 vs. Denver (8 times)	5/19/09	

CAREER REGULAR SEASON STATISTICS

Year	Team	G	GS	MIN	FG	FGA	PCT	3FG	3FGA	PCT	FT	FTA	PCT	OFF	DEF	TOT	A	PF	DQ	STL	TO	BLK	PTS	AVG
06-07	LAL	72	2	1090	124	294	.422	45	137	.328	27	38	.711	22	97	119	137	77	0	44	73	7	320	4.4
07-08	LAL	82	0	1690	291	631	.461	114	307	.371	53	78	.679	39	144	183	225	105	0	77	108	5	749	9.1
08-09	LAL	65	0	1192	161	412	.391	49	146	.336	45	77	.584	22	95	117	155	105	0	57	87	10	416	6.4
09-10	LAL	82	0	1474	224	515	.435	86	229	.376	57	85	.671	14	117	131	127	109	0	52	72	11	591	7.2
10-11	NJ	73	18	1796	255	651	.392	109	304	.359	82	100	.820	24	149	173	368	128	0	62	139	6	701	9.6
11-12	NJ	39	5	831	147	315	.467	55	125	.440	57	63	.905	7	54	61	129	49	0	24	68	2	406	10.4
TOTALS		413	25	8073	1202	2818	.427	458	1248	.367	321	441	.728	128	656	784	1141	573	0	316	547	41	3183	7.7

CAREER POSTSEASON STATISTICS

Year	Team	G	GS	MIN	FG	FGA	PCT	3FG	3FGA	PCT	FT	FTA	PCT	OFF	DEF	TOT	A	PF	DQ	STL	TO	BLK	PTS	AVG
06-07	LAL	5	5	114	12	28	.429	2	10	.200	6	7	.857	1	13	14	8	9	0	6	5	1	32	6.4
07-08	LAL	21	0	360	44	115	.383	17	44	.386	14	16	.875	7	26	33	27	27	0	7	17	4	119	5.7
08-09	LAL	20	1	260	34	87	.391	12	39	.308	14	19	.737	5	23	28	33	16	0	9	18	3	94	4.7
09-10	LAL	23	0	301	38	94	.404	20	50	.400	9	13	.692	1	26	27	32	30	0	17	20	0	105	4.6
TOTALS		69	6	2070	128	324	.395	51	143	.357	43	55	.782	14	88	102	100	82	0	39	60	8	350	5.1





JORDAN FARMAR

HOW ACQUIRED: Signed by the Lakers as a free agent July 17, 2013.

2012-13: Signed with Anadolu Efes of the Turkish Basketball League ... 2013 Turkish League All-Star ... In 29 Euroleague games with Anadolu Efes, averaged 13.8 points on .397 shooting from behind the arc, 3.6 rebounds and 3.9 assists in 29.4 minutes ... In 22 Turkish league games, averaged 13.7 points, 3.1 rebounds and 4.1 assists in 26.1 minutes ... Scored 20+ points eight times ... Recorded 25 points, a season-high eight rebounds and season-high nine assists 10/19 vs. Olympiacos ... Posted 14 points and a season-high tying nine assists 10/26 vs. Cedevisa ... Tallied 24 points, four rebounds and six assists 12/28 at CSKA Moscow ... Posted 14 points, a season-high tying nine assists and season-high tying four steals 1/27 at Banvit BK ... Scored a season-high 29 points (12-20 FG) 3/14 vs. Brose Baskets.

CAREER: Selected by the Lakers with the 26th pick in the first round of the 2006 NBA Draft ... Signed by the New Jersey Nets as a free agent on July 14, 2010 ... Acquired by the Atlanta Hawks along with Anthony Morrow, Johan Petro, DeShawn Stevenson, Jordan Williams, a 2013 1st round draft pick and a 2017 2nd round draft pick in exchange for Joe Johnson on July 11, 2012 ... Waived by Atlanta on July 16, 2012 ... Two-time NBA Champion (2009, 2010) ... Played for the Rookie Team in the 2007 T-Mobile Rookie Challenge over All-Star Weekend in Las Vegas (12 points, 2 steals, 22 minutes) ... Became first player in league history to play in both an NBA and NBA D-League game in the same day, tallying four points and four rebounds 4/1/07 vs. Sacramento ... As a member of the Sophomore team in the T-Mobile Rookie Challenge & Youth Jam as part of NBA All-Star Friday Night in New Orleans, posted game's lone double-double with 17 points while recording game-highs in both assists (12) and steals (4) in 22 minutes ... Owns 12 20+ point games, nine 10+ assist games and eight double-doubles.

2011-12: Appeared in 39 games (five starts), averaging a career-high 10.4 points, 1.6 rebounds and 3.3 assists in 21.3 minutes ... Ranked among NBA league leaders in three-point field goal percentage (8th/440) ... Scored 10+ points 23 times including three 20+ point games ... Totaled a career-high 26 points (9-14 FG, career-high six 3FGM), three assists and two steals 1/11 at Denver ... Posted six points, a season-high seven rebounds and a season-high seven assists 1/16 at LA Clippers ... Scored 22 points (7-9 FG) 1/23 at Chicago ... Recorded 11 points and a season-high seven assists 1/27 at Cleveland ... Posted 14 points and a season-high seven assists 2/3 vs. Minnesota ... Tallied 12 points, six rebounds and a season-high seven assists 2/11 vs. San Antonio ... Scored 22 points (8-13 FG) 2/28 vs. Detroit ... Totaled 11 points and a season-high seven assists 3/9 at Charlotte ... Posted 17 points and a season-high seven assists 3/12 vs. Milwaukee.

2010-11: Appeared in 73 games (18 starts), averaging 9.6 points, 2.4 rebounds and a career-high 5.0 assists in 24.6 minutes ... Scored 10+ points 34 times including five 20+ point games ... Posted nine 10+ assist games and eight double-doubles ... Totaled a career-high 28 points (12-21 FG) and nine assists 12/1 vs. Oklahoma City ... Recorded 20 points and 10 assists 1/8 vs. Milwaukee ... Posted 24 points (5-11 3FG) and seven assists 3/11 vs. LA Clippers ... Finished with 10 points and a career-high 17 assists 3/20 at Washington ... Tallied 10 points, 10 assists and a career-high four steals 3/23 at Cleveland ... Posted 15 points and 16 assists 3/25 at Orlando ... Recorded six points, a season-high eight rebounds and nine assists 4/8 vs. New York ... Totaled 20 points and nine assists 4/11 vs. Charlotte ... Tallied 21 points and 12 assists 4/13 at Chicago.

2009-10: Appeared in all 82 games, averaging 7.2 points, 1.6 rebounds, 1.5 assists and 0.63 steals in 18.0 minutes ... Scored 20+ points once and 10+ points 24 times ... Led team in points once, assists three times, steals 12 times and blocks twice ... Handed out a season-high eight assists 11/12 vs. Phoenix ... Posted a season-high tying three steals 11/19 vs. Chicago ... Tallied 12 points, five assists and a season-high tying three steals 12/9 vs. Golden State ... Scored a season-high 24 points (6-8 3FG) 1/3 vs. Dallas ... Scored 18 points (7-11 FG) 2/10 at Utah ... Scored 19 points (8-10 FG) 3/2 vs. Indiana ... Totaled 12 points and a season-high six rebounds 3/19 vs. Minnesota ... Scored 2,000th career point 3/24 at San Antonio ... Tallied 13 points, five assists and a season-high tying three steals 4/9 at Minnesota ... In 23 playoff games, averaged 4.6 points, 1.2 rebounds and 1.4 assists in 13.1 minutes.

2008-09: Appeared in 65 games, averaging 6.4 points, 1.8 rebounds, 2.4 assists and 0.88 steals in 18.3 minutes ... Scored in double-figures 15 times ... Led team in assists eight times and in steals on nine occasions ... Recorded nine points, six rebounds and six assists 10/28 vs. Portland ... Tallied 15 points, five rebounds and five assists 10/29 at LA Clippers ... Totaled 16 points (6-9 FG) and six assists 11/9 vs. Houston ... Posted a season-high 18 points, five rebounds and four steals 11/25 vs. New Jersey ... Had surgery to repair a lateral meniscus tear in his left knee 12/24 ... After missing 17 games due to injury, scored 14 points (5-7 FG) 1/25 vs. San Antonio ... Totaled a career-high six steals 2/22 at Minnesota ... Tallied 12 points, six rebounds and five assists 2/26 vs. Phoenix ... Recorded a season-high seven assists 3/19 vs. Golden State ... In 20 playoff games including one start, averaged 4.7 points, 1.4 rebounds and 1.7 assists in 13.0 minutes.

2007-08: In 82 games, averaged 9.1 points, 2.2 rebounds and 2.7 assists in 20.6 minutes ... Scored in double-figures 37 times including three 20+ point games ... Led the team in points once, rebounds once and assists seven times ... Grabbed a career-high nine rebounds 11/14 at Houston ... Tallied 10 points, four rebounds, three assists and a season-high four steals 11/16 vs. Detroit ... Scored 21 points (8-13 FG) 11/30 at Utah ... Posted 16 points and a season-high four steals 1/17 vs. Phoenix ... Scored 18 points (8-13 FG) while adding five assists and four rebounds in a season-high 33 minutes 1/25 at Dallas ... Tallied a season-high nine assists 1/29 vs. New York ... As a member of the Sophomore team in the T-Mobile Rookie Challenge & Youth Jam at NBA All-Star Friday Night, posted game's lone double-double with 17 points and game-highs in both assists (12) and steals (4) in 22 minutes ... Scored 21 points including a season-high four 3FGM 2/26 vs. Portland ... Scored a season-high 24 points 2/28 vs. Miami ... Scored 1,000th career point 4/2 vs. Portland ... In 21 postseason games, averaged 5.7 points, 1.3 rebounds and 1.3 assists in 17.1 minutes.

2006-07: In 72 games including two starts, averaged 4.4 points, 1.7 rebounds and 1.9 assists in 15.1 minutes ... Scored in double-figures 11 times while leading the team in assists twice ... In first NBA game, scored six points on 3-of-3 shooting in 14 minutes 10/31 vs. Phoenix ... Posted season-highs in assists (7) and rebounds (5) 11/28 vs. Milwaukee ... Recorded 15 points on 5-of-6 shooting (3-of-3 from behind the arc), four assists and three steals 12/8 vs. Atlanta ... Handed out a season-high tying seven assists 12/20 at Minnesota ... Scored a season-high 17 points while adding a season-high five steals 1/18 at Dallas ... Tallied 10 points, a season-high tying five rebounds and three assists 2/8 at Detroit ... Became first player in league history to play in an NBA and NBA D-League game in the same day, tallying four points and four rebounds 4/1 vs. Sacramento ... Recorded nine points and three assists in a season-high 28 minutes in first career start 4/15 vs. Seattle ... In five postseason games (all starts), averaged 6.4 points, 2.8 rebounds, 1.6 assists and 1.20 steals in 22.8 minutes.





COLLEGE: As a sophomore (2005-06), was named Collegelinsider.com All-American and a CollegeHoops.net Honorable Mention All-American ... Named first-team All-Pac-10 performer and was on the 22-man finalist list for the Wooden Award ... Named to NCAA Oakland Regional and Pac-10 Tournament teams ... Selected to the NCAA Final Four All-Tournament team ... Named Collegelinsider.com Pac-10 MVP ... Earned a spot as one of 20 finalists for the Bob Cousy Award for the nation's top point guard ... One of four players in nation (only underclassman) to be on all three lists (Naismith, Wooden, Cousy lists) ... In 37 games (all starts), averaged 13.5 points, 2.6 rebounds, 5.1 assists and 1.1 steals in 30.4 minutes ... Ranked among Pac-10 leaders in points (14th) and assists (1st) ... His 189 assists at the time ranked No. 9 on the UCLA single-season list ... His 63 3-point field goals ranked 9th all-time on the single-season list at the time ... Scored in double figures 26 times including seven 20+ point games ... Led team in scoring 13 times, in assists 23 times and in steals on 17 occasions ... In the National Championship game vs. Florida, led the Bruins with 18 points, four assists, two rebounds and two steals in 34 minutes ... In 29 games (all starts) as a true freshman (2004-05), averaged 13.2 points, 3.5 rebounds, 5.3 assists and 1.41 steals in 34.3 minutes ... Led all Pac-10 freshmen in scoring, assists, free throw % and minutes while ranking 2nd in steals ... Ranked among Pac-10 leaders in scoring (14th), assists (2nd), free throw % (7th), steals (9th) and minutes (5th) ... Scored in double-figures in 21-of-29 games ... Named Rivals.com National Freshman of the Year ... Became 5th UCLA player to earn Pac-10 Freshman of the Year honors.

PERSONAL: Full name is Jordan Robert Farmar ... Son of Damon Farmar and Melinda Kolani ... Has one sister (Shawn Kolani) ... Majored in sociology and was a member of the Athletic Director's Honor Roll in winter 2005 ... His father was a professional baseball player who also appeared in the 1991 film "Talent for the Game" ... Godfather is former major league baseball player Eric Davis ... As a senior at Taft HS, led the school to it's first Los Angeles City title and was named a McDonald's All American in 2003-04 ... Named Los Angeles Times Player of the Year, earned a USA Today Super 25 selection, named a Parade Magazine Second Team All-American and a Slam Magazine Honorable Mention All-American while winning the Southern California Jewish Athlete of the Year award ... Lists his stepfather Yehuda as the person he most admires ... Is an active participant in Lakers community outreach initiatives such as Read To Achieve and A Season of Giving ... Hosts annual Hoops Farm camp during the offseason and is actively involved in the Jordan Farmar Foundation, which is dedicated to promoting the health, hope and healing of children ... Hosted basketball clinics, in partnership with the Peres Center for Peace, for Israeli and Palestinian children in Israel in August of 2008 with the trip serving as a follow up to Farmar's visit to the Seeds of Peace camp in Maine earlier in the summer ... Seeds of Peace uses sports to bring together Israeli and Palestinian children, allowing them to play different sports together and discuss the shared problems and challenges in their daily lives ... Actively involved with local children's hospitals, visiting patients in the hospital as well as inviting patients and their families to Lakers' home games ... He and wife, Jill, are proud parents of two daughters.

CAREER 20+ POINT GAMES (12)

Date	Opponent	Points
11/30/07	@ Utah	21 points (8-13 FG)
2/26/08	vs. Portland	21 points (8-10 FG)
2/28/08	vs. Miami	24 points (9-14 FG)
1/3/10	vs. Dallas	24 points (8-14 FG)
12/1/10	vs. Oklahoma City	28 points (12-21 FG)
1/8/11	vs. Milwaukee	20 points (7-14 FG)
3/11/11	vs. LA Clippers	24 points (9-17 FG)
4/11/11	vs. Charlotte	20 points (8-12 FG)
4/13/11	@ Chicago	21 points (7-15 FG)
1/11/12	@ Denver	26 points (9-14 FG)
1/23/12	@ Chicago	22 points (7-9 FG)
2/8/12	vs. Detroit	22 points (8-13 FG)

CAREER DOUBLE-DOUBLES (8)

Date	Opponent	Line
11/15/10	@ LA Clippers	15 points, 12 assists
12/3/10	@ Charlotte	16 points, 10 assists
1/8/11	vs. Milwaukee	20 points, 10 assists
3/20/11	@ Washington	10 points, 17 assists
3/23/11	@ Cleveland	10 points, 10 assists
3/25/11	@ Orlando	15 points, 16 assists
4/6/11	@ Detroit	18 points, 11 assists
4/13/11	@ Chicago	21 points, 12 assists

CAREER 10+ ASSIST GAMES (9)

Date	Opponent	Assists
11/15/10	@ LA Clippers	12 assists
12/3/10	@ Charlotte	10 assists
1/8/11	vs. Milwaukee	10 assists
2/9/11	vs. New Orleans	11 assists
3/20/11	@ Washington	17 assists
3/23/11	@ Cleveland	10 assists
3/25/11	@ Orlando	16 assists
4/6/11	@ Detroit	11 assists
4/13/11	@ Chicago	12 assists



* Minimum three FG attempts



PAU GASOL

#16 . FORWARD/CENTER . 7-0 . 275 . 12 YEARS PRO

BORN July 6, 1980 (Barcelona, Spain)	PRIOR TO NBA F.C. Barcelona	COUNTRY Spain	RESIDENCE Redondo Beach
---	---------------------------------------	-------------------------	-----------------------------------

CAREER / PLAYOFF HIGHS

	CAREER			PLAYOFFS	
PTS	44 vs. Seattle	3/28/06		36 vs. Denver	4/20/08
MIN	56 vs. Detroit	12/19/05		49 @ Orlando	6/11/09
FG	17 @ Golden State (3 times)	1/11/08		14 vs. Denver	4/20/08
FGA	28 vs. Houston (twice)	2/6/07		26 @ Phoenix	4/27/05
3FG	2 vs. Portland (5 times)	12/28/12		1 @ Denver (4 times)	5/4/12
3FGA	4 @ Miami	1/19/12		2 @ Denver (twice)	5/4/12
FT	15 vs. Utah (3 times)	1/6/06		11 vs. Boston	6/6/10
FTA	20 vs. Utah	1/6/06		13 vs. Boston (4 times)	6/17/10
OFF. REB	11 vs. Denver	4/9/09		11 vs. Denver	5/12/12
DEF. REB	19 @ Milwaukee	12/16/09		15 @ San Antonio	4/21/13
REB	22 @ New Orleans (twice)	3/29/10		19 vs. San Antonio	5/29/08
AST	12 @ Utah (twice)	1/24/07		10 vs. San Antonio	4/26/13
STL	4 @ Houston (twice)	3/11/09		3 @ Denver (twice)	5/29/09
BLK	8 vs. Sacramento (twice)	1/29/07		6 vs. Boston	6/6/10

CAREER REGULAR SEASON STATISTICS

Year	Team	G	GS	MIN	FG	FGA	PCT	3FG	3FGA	PCT	FT	FTA	PCT	OFF	DEF	TOT	A	PF	DQ	STL	TO	BLK	PTS	AVG
01-02	MEM	82	79	3007	551	1064	.518	1	5	.200	338	477	.709	238	492	730	223	195	2	41	224	169	1441	17.6
02-03	MEM	82	82	2948	569	1116	.510	1	10	.100	416	565	.736	192	528	720	229	220	3	34	213	148	1555	19.0
03-04	MEM	78	78	2458	506	1049	.482	4	15	.267	365	511	.714	206	394	600	198	185	1	44	187	132	1381	17.7
04-05	MEM	56	53	1790	357	695	.514	1	6	.167	282	367	.768	130	280	410	135	146	1	37	137	93	997	17.8
05-06	MEM	80	80	3135	600	1194	.503	3	12	.250	425	617	.689	191	522	713	371	184	1	46	235	153	1628	20.4
06-07	MEM	59	59	2133	462	858	.538	3	11	.273	299	400	.748	149	432	581	201	137	0	29	162	126	1226	20.8
07-08	MEM-LAL	66	66	2351	475	890	.534	4	16	.250	292	362	.807	155	398	553	211	139	0	30	124	98	1246	18.9
08-09	LAL	81	81	2999	592	1045	.567	1	2	.500	343	439	.781	262	518	780	284	172	0	52	157	81	1528	18.9
09-10	LAL	65	65	2403	452	844	.536	0	5	.000	286	362	.790	243	491	734	218	152	0	37	143	113	1190	18.3
10-11	LAL	82	82	3037	593	1120	.529	1	3	.333	354	430	.823	268	568	836	273	203	2	48	142	130	1541	18.8
11-12	LAL	65	65	2430	459	917	.501	7	27	.259	204	261	.782	183	495	678	238	127	0	37	142	88	1129	17.4
12-13	LAL	49	42	1655	270	579	.466	8	28	.286	125	178	.702	111	310	421	200	93	0	24	104	61	673	13.7
TOTALS		845	832	30346	5886	11371	.518	34	140	.243	3729	4969	.750	2328	5428	7756	2780	1953	10	459	1970	1392	15535	18.4

CAREER POSTSEASON STATISTICS

Year	Team	G	GS	MIN	FG	FGA	PCT	3FG	3FGA	PCT	FT	FTA	PCT	OFF	DEF	TOT	A	PF	DQ	STL	TO	BLK	PTS	AVG
03-04	MEM	4	4	134	28	49	.571	0	0	---	18	20	.900	4	16	20	10	10	0	4	5	6	74	18.5
04-05	MEM	4	4	133	39	80	.488	1	1	1.000	6	12	.500	15	15	30	10	12	0	2	7	7	85	21.3
05-06	MEM	4	4	158	29	67	.433	0	1	.000	23	30	.767	4	23	27	12	11	0	2	11	5	81	20.3
07-08	LAL	21	21	836	141	266	.530	0	0	---	72	104	.692	55	140	195	83	60	0	11	44	40	354	16.9
08-09	LAL	23	23	931	160	276	.580	0	0	---	100	140	.714	68	181	249	58	69	1	19	44	45	420	18.3
09-10	LAL	23	23	913	165	306	.539	0	3	.000	120	158	.759	92	163	255	81	63	1	9	44	48	450	19.6
10-11	LAL	10	10	358	47	112	.420	1	2	.500	36	45	.800	32	46	78	38	33	0	4	17	17	131	13.1
11-12	LAL	12	12	444	62	143	.434	2	5	.400	24	29	.828	38	76	114	44	36	0	6	20	25	150	12.5
12-13	LAL	4	4	146	25	52	.481	0	0	---	6	11	.545	7	39	46	26	4	0	2	13	3	56	14.0
TOTALS		105	105	4053	696	1351	.515	4	12	.333	405	549	.738	315	699	1014	362	298	2	59	205	196	1801	17.2





HOW ACQUIRED: Acquired by the Lakers along with a future second round draft pick from the Memphis Grizzlies in exchange for Kwame Brown, Javaris Crittenton, Aaron McKie, the draft rights to Marc Gasol and two future first round picks on February 1, 2008.

2012-13: Appeared in 49 games (42 starts), averaging 13.7 points, 8.6 rebounds, 4.1 assists, 0.49 steals and 1.24 blocks in 33.8 minutes ... Recorded 15 double-doubles and two triple-doubles on the year ... Scored 20+ points seven times ... Grabbed 10+ rebounds 16 times and 20+ rebounds once ... Handed out 10+ assists three times ... Posted 23 points, 13 rebounds and six assists 10/30 vs. Dallas ... Scored 15,000th career point (17 points) 11/18 vs. Houston (10th foreign born player to reach 15,000 points; 17th NBA player ever to record 15,000 points, 7,000 rebounds, 2,000 assists and 1,000 blocks) ... Recorded 17 points, 11 rebounds and seven assists 11/20 vs. Brooklyn ... Scored 25 points 1/20 at Toronto ... Recorded 22 points and 12 rebounds 2/1 at Minnesota ... Posted 23 points and 10 rebounds 2/3 at Detroit ... Totaled 12 points and 10 assists 3/30 at Sacramento ... Tallied 14 points, 10 rebounds and six assists 4/2 vs. Dallas ... Totaled 12 points, 13 rebounds and eight assists 4/7 at LA Clippers ... Tallied 22 points and 11 rebounds 4/9 vs. New Orleans ... Recorded 23 points, seven rebounds and nine assists 4/10 at Portland ... Posted 6th career triple-double with a season-high 26 points, 11 rebounds and 10 assists 4/12 vs. Golden State ... Tallied 7 points and 16 rebounds 4/14 vs. San Antonio ... Posted 7th career triple-double with 17 points, a season-high 20 rebounds and a season-high 11 assists 4/17 vs. Houston ... Missed 33 total games due to injury: eight games with tendinitis, left and right knees (12/4-12/16), five games with a concussion (1/8-1/15) and 20 games with a torn plantar fascia, right foot (2/7-3/18) ... In four playoff games (all starts), averaged 14.0 points and 11.5 rebounds in 36.4 minutes ... Recorded first career playoff triple double with 11 points, 13 rebounds and 10 assists 4/26 vs. San Antonio.

CAREER: Drafted by Atlanta in the first round (third overall) of the 2001 NBA Draft ... Draft rights traded to Memphis along with Lorenzen Wright and Brevin Knight for Shareef Abdur-Rahim on 6/27/01 ... Acquired by the Lakers along with a future 2nd round draft pick from the Grizzlies in exchange for Kwame Brown, Javaris Crittenton, Aaron McKie, the draft rights to Marc Gasol and two future first round picks on 2/1/08 ... Two-time NBA Champion (2009, 2010) ... 4-time NBA All-Star (2006, 2009, 2010, 2011) ... Three-time All-NBA selection (Second Team in 2011; Third Team in 2009 and 2010) ... Recipient of the 2011-12 J. Walter Kennedy Citizenship Award ... Recipient of the inaugural season-long Kia Community Assist Award (2011-12) in recognition of outstanding efforts in the community and ongoing philanthropic and charitable work ... Named 2008, 2009 and 2010 European Player of the Year by La Gazzetta dello Sport ... Western Conference Player of the Month (February 2009) ... 7-time Western Conference Player of the Week (weeks ending 10/31/10, 3/22/10, 2/22/09, 2/8/09, 3/26/06, 3/2/06, 1/2/05) ... 2006 FIBA World Championships Gold Medalist with Spain (MVP of tournament) ... Led Spain to silver medals in the 2008 Beijing and 2012 London Olympic games ... Led Spain to its first ever European gold medal at the 2009 Eurobasket championships (MVP of tournament) and helped them repeat as champions again in 2011 ... 2002 NBA Rookie of the Year and All-Rookie First Team member ... 4th player ever to go straight from Europe to the NBA and score 10,000 points ... Grabbed 7,000th career rebound 2/20/12 vs. Portland ... Scored 15,000th career point (17 points) 11/18/12 vs. Houston (10th foreign born player to reach 15,000 points; 17th NBA player ever to reach 15,000 points, 7,000 rebounds, 2,000 assists and 1,000 blocks) ... Posted 2,000th career assist 2/26/10 vs. Philadelphia ... Recorded 1,000th career blocked shot 4/14/09 vs. Utah ... One of six players in NBA history to record at least 21 points, 19 rebounds, eight assists and five blocks in a single game (2/8/10 vs. San Antonio) ... 6th fastest player (among players who debuted since 1973-73 (first season of blocked shots)) to record 13,000 points, 6,000 rebounds, 2,000 assists and 1,000 blocks ... Has posted seven career regular season triple-doubles and 371 double-doubles ... Owns 360 20+ point games, 41 30+ point games, two 40+ point games and 384 10+ rebound games.

2011-12: Appeared in 65 games (65 starts), averaging 17.4 points, 10.4 rebounds, 3.7 assists, 0.57 steals and 1.35 blocks in 37.4 minutes ... Recorded 42 double-doubles and one triple-double on the year ... Scored 20+ points 22 times including one 30+ point game ... Grabbed 10+ rebounds 42 times ... Handed out 10+ assists twice ... Ranked among league leaders in scoring (25th/17.4), rebounds (7th/10.4), assists (35th/3.7), FG% (19th/50.1), blocks (20th/1.35) and minutes (24th/35.2) ... Posted 22 points and a season-high five blocks 12/27 at Utah ... Scored 26 points 1/19 at Miami ... Scored 14,000th career point 1/20/12 at Orlando ... Scored 28 points (11-15 FG) 1/29 at Minnesota ... Posted 13 points and a season-high tying 17 rebounds 2/3 at Denver ... Tallied 16 points and a season-high tying 17 rebounds 2/12 at Toronto ... Grabbed 7,000th career rebound 2/20/12 vs. Portland ... Posted 24 points and a season-high three steals 2/22 at Dallas ... Scored 27 points (13-16 FG) 3/21 at Dallas ... Totaled 19 points and a season-high tying 17 rebounds 3/27 at Golden State ... Posted a season-high 30 points and 13 rebounds 4/7 at Phoenix ... Recorded 5th career triple-double with 22 points, 11 rebounds and a season-high 11 assists 4/18 at Golden State ... Tallied 20 points, 14 rebounds and nine assists 4/22 vs. Oklahoma City ... Missed season finale 4/26 at Sacramento (rest) ... In 12 playoff games (12 starts), averaged 12.5 points, 9.5 rebounds, 3.7 assists and 2.08 blocks in 37.0 minutes.

2010-11: All-NBA Second Team ... Western Conference All-Star (reserve) ... Appeared in all 82 games (82 starts), averaging 18.8 points, 10.2 rebounds, 3.3 assists, 0.59 steals and 1.59 blocks in 37.0 minutes ... Recorded 43 double-doubles and one triple-double ... Scored 30+ points three times and 20+ points 39 times ... Grabbed 10+ rebounds 45 times ... Ranked among league leaders in points (23rd/18.8), rebounds (6th/10.2), FG% (12th/52.9), blocks (14th/1.59) and minutes (17th/37.0) ... Named WC Player of the Week 10/31/10 ... Scored 30 points 11/5 vs. Toronto ... Recorded 4th career triple-double with 20 points, 14 rebounds and a season-high 10 assists 11/7 vs. Portland ... Grabbed a season-high 20 rebounds 11/11 at Denver ... Posted 28 points (10-10 FG, 8-8 FT), nine rebounds and five assists 11/21 vs. Golden State, becoming the 3rd player in NBA's shot clock era to record a perfect shooting night from the field and line (minimum 25 points, five rebounds, five assists) ... Recorded 6,000th career rebound 11/23 vs. Chicago ... Scored 13,000th point 1/19 at Dallas ... Recorded a season-high 34 points (13-17 FG, 8-9 FT) and 10 rebounds 2/5 at New Orleans ... Posted 30 points and a season-high 20 rebounds 2/16 at Cleveland (10th Laker in franchise history to post a 30/20 game) ... Appeared in 10 playoff games (10 starts), averaging 13.1 points, 7.8 rebounds, 3.8 assists and 1.70 blocks in 35.8 minutes.

2009-10: All-NBA Third Team ... Western Conference All-Star (reserve) ... Appeared in 65 games (65 starts), averaging 18.3 points, 11.3 rebounds, 3.4 assists and 1.74 blocks in 37.0 minutes ... Posted 40 double-doubles ... Totaled 30+ points twice, 20+ points 28 times and 10+ rebounds 40 times ... Ranked among league leaders in FG% (11th/53.6), blocks (8th/1.74) and minutes (21st/37.0) ... Named WC Player of the Week 3/22 ... Posted 17 points, 20 rebounds and seven assists 12/11 vs. Minnesota ... Totaled 16 points and 20 rebounds 12/12 at Utah ... Tallied 24 points and a career-high tying 22 rebounds 12/16 at Milwaukee ... 6th player in NBA history to post at least 21 points, 19 rebounds, eight assists and five blocks in a single game 2/8 vs. San Antonio ... Recorded 2,000th career assist 2/26 vs. Philadelphia ... Scored 30 points 3/27 at Houston ... Scored 12,000th career point (26 points, career-high tying 22 rebounds) 3/29 at New Orleans ... Scored a season-high 32 points 4/4 vs. San Antonio ... Missed 11 games (10/27-11/17) with a right hamstring strain and six games (1/5-1/13) with a strained left hamstring ... Appeared in 23 playoff games (23 starts), averaging 19.6 points, 11.1 rebounds, 3.5 assists and 2.09 blocks ... Scored game-winning put-back layup in final second 4/30 at Oklahoma City ... Posted 25 points and a playoff career-high six blocks 6/6 vs. Boston ... Tallied 17 points, 13 rebounds and nine assists 6/15 vs. Boston.



- 2008-09:** All NBA Third Team ... Western Conference All-Star ... Appeared in 81 games (81 starts), averaging 18.9 points, 9.6 rebounds, 3.5 assists and 1.00 blocks in 37.0 minutes ... Ranked among league leaders in points (25th/18.9), rebounds (8th/9.6), FG% (5th/56.7), blocks (27th/1.00) and minutes (24th/37.0) ... Posted 39 20+ point games including six 30+ point games ... Recorded 38 10+ rebound games and one 10+ assist game ... Posted 37 double-doubles, including one triple-double ... Led Lakers in scoring 13 times, in rebounding 43 times, in assists 19 times and in blocks 28 times ... Scored 34 points 11/18 vs. Chicago ... Missed only game of the season due to strep throat 12/16 vs. New York ... Recorded 33 points and 18 rebounds 1/7 at Golden State ... Totaled 31 points and 14 rebounds 2/2 at New York ... Tallied 31 points and 15 rebounds 2/4 at Toronto ... Named WC Player of the Week 2/8/09 ... Posted 3rd career triple-double with 12 points, 13 rebounds and a season-high 10 assists 2/17 vs. Atlanta ... Earned second straight WC Player of the Week 2/22/09 ... Named WC Player of the Month for February 2009 ... Scored 30 points 3/1 at Phoenix ... Posted a season-high 36 points (14-19 FG), 11 rebounds and seven assists 3/27 at New Jersey ... Grabbed 5,000th career rebound 3/31 at Charlotte ... Totaled 27 points and a season-high 19 rebounds 4/9 vs. Denver ... Totaled 11,000th career point and 1,000th career blocked shot 4/14 vs. Utah ... In 23 playoff games (23 starts), averaged 18.3 points (.580 FG%), 10.8 rebounds, 2.5 assists and 1.96 blocks in 40.5 minutes.
- 2007-08:** Appeared in 66 games (66 starts), averaging 18.9 points, 8.4 rebounds, 3.2 assists and 1.48 blocked shots in 35.6 minutes ... Ranked among league leaders in FG% (13th/.534) ... Posted 20+ points 24 times (12 with Lakers), 30+ points four times (2 with Lakers) and 40+ points once ... Recorded 25 10+ rebound games (7 with Lakers) and 25 double-doubles (7 with Lakers) ... Led Lakers four times in scoring (16 overall), twice in rebounding (25 overall) and six times in assists (11 overall) ... Tallied 31 points and 13 rebounds 12/22 vs. Philadelphia ... Posted 30 points and 12 rebounds 1/2 at Indiana ... Totaled a season-high 43 points and 11 rebounds 1/11 at Golden State ... Totaled 21 points, a season-high tying 18 rebounds and eight assists 1/13 at LA Lakers ... In first game with Lakers, totaled 24 points (10-15 FG) and 12 rebounds 2/5 at New Jersey ... Recorded 9,000th career point 2/6 at Atlanta ... Scored 30 points 2/8 at Orlando ... Posted 31 points and 10 rebounds 3/4 at Sacramento ... Tallied 25 points and a season-high nine assists 3/9 vs. Sacramento ... Missed one game (2/3) with a sore back and nine games (3/16 - 3/30) with a sprained left ankle ... In 21 playoff games (21 starts), averaged 16.9 points, 9.3 rebounds, 4.0 assists and 1.90 blocks in 39.8 minutes ... Posted a playoff career-high 36 points, 16 rebounds and eight assists 4/20 vs. Denver ... Grabbed a playoff career-high 19 rebounds 5/29 vs. San Antonio.
- 2006-07:** Appeared in 59 games, averaging 20.8 points (.538 field goal percentage), 9.8 rebounds, 3.4 assists and 2.14 blocks, all team-highs ... Missed the first 22 games of the season due to a broken fifth metatarsal in his left foot suffered the FIBA World Championships prior to the season ... Missed one game during the season due to a hamstring injury ... Scored 20+ points 36 times, 30+ points six times, 10+ rebounds 33 times and posted 33 double-doubles ... Led Grizzlies in scoring 26 times, in rebounds 39 times, in blocks 38 times and in assists nine times ... Finished 8th in the NBA in blocks (2.14) and 11th in field goal percentage (.538) ... Became Grizzlies all-time leader in points scored with his 7,809th career point 3/7 at Toronto ... Recorded a season-high 35 points along with 15 rebounds 3/22 vs. LA Lakers ... Grabbed a season-high 17 rebounds 1/22 at Denver and 2/9 vs. Minnesota ... Tied a franchise record and career-high with eight blocks 1/29 vs. Sacramento ... Posted consecutive 30 point games 2/3 vs. Indiana and 2/6 vs. Houston ... Registered 2nd career triple-double with 17 points, 13 rebounds and a career-high tying 12 assists 1/24 at Utah.
- 2005-06:** Western Conference All-Star (reserve) ... In 80 games (80 starts), averaged 20.4 points, 8.9 rebounds, 4.6 assists and 1.91 blocked shots in 39.2 minutes ... Totaled 40 20+ point games, 11 30+ point games and one 40+ point game ... Recorded 33 10+ rebound games, 33 double-doubles and one triple-double ... Led team in scoring 40 times, in rebounds 44 times, in assists 39 times and in blocks 49 times ... Twice named the WC Player of the Week: games played 3/20-26 and 2/27-3/2 ... Ranked 19th in the NBA in scoring, 17th in rebounds, 13th in blocks and 11th in minutes ... Scored a franchise record and career-high 44 points 3/28 vs. Seattle ... Became franchise's all-time leading rebounder 3/24 at New York when he grabbed his 3,072nd rebound ... Posted 1st career triple-double with 21 points, 12 rebounds and 12 assists 3/8 at Seattle ... Scored 39 points 2/27 vs. Washington ... Hit a buzzer-beater 2/13 at Golden State ... Set a franchise record with 10 straight field goals without a miss 1/10 vs. Sacramento ... Grabbed a season-high 18 rebounds 1/6 vs. Utah ... Tallied 32 points, 13 rebounds, five assists and three blocks in a career-high 56 minutes 12/19 vs. Detroit ... Recorded 36 points, 15 rebounds and five assists 11/26 at Dallas ... Hit a buzzer-beater 11/112 at Atlanta ... Averaged team-highs of 20.3 points, 6.8 rebounds, 1.25 blocks and tied for the team lead with 3.0 assists in the four-game playoff series against Dallas.
- 2004-05:** In 56 games (53 starts), averaged 17.8 points, 7.3 rebounds, 2.4 assists and 1.66 blocked shots in 32.0 minutes ... Posted 23 games with 20+ points, two games with 30+ points and 14 games with 10+ rebounds ... Recorded 14 double-doubles ... Led the team in scoring 26 times, in rebounds 25 times, in assists twice and in blocks 30 times ... Finished tied for 11th in the NBA in FG% (.514) ... Blocked a season-high six shots 4/8 vs. Miami ... Placed on the injured list 1/25 with plantar fasciitis in his left foot, missing 23 games ... Scored 31 points 1/11 vs. Indiana ... Completed a four-point play 1/11 vs. Indiana ... Named WC Player of the Week 1/2 ... Totaled a season-high 34 points and 15 rebounds 12/3 vs. Philadelphia ... Missed three games (11/20-11/24) with a right ankle sprain ... Posted 17 points and a season-high 18 rebounds 11/19 at Sacramento ... Averaged team-highs of 21.3 points, 7.5 rebounds and 1.75 blocks during the four-game series in the playoffs against Phoenix ... Tallied 28 points, 16 rebounds and five assists in Game 2.
- 2003-04:** In 78 games (78 starts), averaged 17.7 points, 7.7 rebounds, 2.5 assists and 1.69 blocked shots in 31.5 minutes ... Scored in double figures in 76 of 78 games, had 20+ points 27 times and 30+ points twice ... Posted 24 games with 10+ rebounds and 24, earning a double-double in each of those games ... Led the team in scoring 35 times, in rebounds 36 times and in assists five times ... Ranked 20th in NBA in FG% (.482) and 18th in blocks ... Missed first game of his career due to a sore right foot on 4/5, snapping a string of 240 consecutive games played (6th longest active NBA streak at time) ... Scored 32 points 12/30 vs. Seattle ... Grabbed a season-high 18 rebounds 3/12 vs. LA Clippers ... Totaled 17 points, 10 rebounds, five assists and a career-high eight blocks 2/20 vs. Phoenix ... Scored a season-high 37 points 11/29 at Cleveland ... Scored 3,000th career point 10/31 vs. Boston ... Averaged 18.5 points, 5.0 rebounds, 2.5 assists and 1.50 blocked shots in the playoffs.





2002-03: Appeared in 82 games (82 starts), averaging 19.0 points, 8.8 rebounds, 2.8 assists and 1.80 blocks in 36.0 minutes ... Ranked among league leaders in FG% (9th/.510), double-doubles (10th/32), rebounds (12th/8.8), blocks (14th/1.80) and scoring (30th/19.0) ... Scored 10+ points 73 times, 20+ points 42 times, and had 10+ rebounds 34 times and 32 double-doubles ... Led Grizzlies in scoring 45 times, rebounds 34 times and tied for the team lead in assists twice ... Tied a season-high with 32 points on three occasions: 1/31 vs. New York, 2/26 at Philadelphia and 3/9 at Toronto ... Tied a season-high with 17 rebounds on four occasions: 12/8 vs. Phoenix, 1/22 at San Antonio, 1/23 vs. Sacramento and 3/3 vs. Boston ... Posted a season-high seven blocked shots 3/26 vs. Phoenix ... Handed out a season-high seven assists twice: 12/10 at Miami and 12/20 vs. Milwaukee ... Totaled 23 points and 17 rebounds 3/3 vs. Boston ... Recorded a double-double with 17 points and 11 rebounds in the got milk? Rookie Challenge game 2/8 during 2003 NBA All-Star Weekend at Atlanta.

2001-02: Won the NBA's Rookie of the Year Award and was named to the All-Rookie First Team ... In 82 games (79 starts), averaged 17.6 points, 8.9 rebounds, 2.7 assists and 2.06 blocked shots ... Was the NBA's got milk? Western Conference Rookie of the Month for November, January and March ... Finished 1st among all rookies in scoring, rebounds, blocks, field goal percentage and blocks ... Finished 2nd among rookies in minutes and 8th in assists ... Only Grizzly to play all 82 games ... Led team in scoring 37 times and rebounding 43 times ... Scored in double figures in 72 of 82 games, including 30 games with 20+ points and three games with 30+ points ... Posted 10+ rebounds in 39 games and had 35 double-doubles ... Scored a season-high 32 points to go along with 14 rebounds 4/5 vs. Houston ... Scored 31 points 1/8 vs. Toronto ... Totaled 30 points on 11-14 shooting and 10 rebounds 2/7 at Milwaukee ... Tallied 26 points and a season-high 17 rebounds 1/19 vs. Orlando ... Tallied 18 points, 11 rebounds and eight assists 4/14 at Houston ... Scored 27 points in first NBA start 11/6 at Phoenix.

INTERNATIONAL: An early entry candidate for the 2001 NBA Draft ... Member of one of the top teams in the ACB (top professional league in Spain) ... Member of teams that won the ACB Championship and Junior World Championship in 1999 ... Playing for Barcelona's junior team, was an integral member of the 1998 Albert Schweitzer Tournament championship team and the 1998 European Junior Championship team ... MVP of the Spanish National Cup (Copa del Rey) after leading team to victory in Malaga, Spain ... Delivered a breakthrough season in 2000-01 as a 20-year-old playing for F.C. Barcelona, appearing in 29 of team's first 33 games, averaging 11.3 points and 5.2 rebounds in 23.8 minutes.

PERSONAL: Led Spain to silver medals in the 2008 Beijing and 2012 London Olympic games ... Named MVP of the 2006 FIBA World Championships in leading Spain to the gold medal, despite missing the final due to a broken fifth metatarsal in his left foot ... Played for Spain in the 2004 Olympics, averaging 22.4 ppg, and 7.3 rpg ... Parents are Marisa, a physician, and father, Agustí, a hospital administrator ... Has two younger brothers: Adria and Marc, the latter a center for the Grizzlies who played high school basketball at Lausanne in Memphis for two seasons before joining Pau's former team of F.C. Barcelona back in Spain ... Marc was drafted by the Lakers in the second round of the 2007 NBA Draft and subsequently was involved in the trade bringing Pau to Los Angeles ... Pau and Marc were teammates on the Spanish national team during the 2006 World Championships and 2008 Beijing Olympics ... Parents both played 2nd-division basketball in Spain ... Parents and brothers lived with him in Memphis during his rookie season ... Speaks three languages: Catalan, Spanish and English ... Planned to become a doctor and attended a year of medical school at the University of Barcelona at age 18 until pro basketball changed his plans ... Began playing at the age of seven, and started as a point guard until he was 13 ... First contact with the NBA was at age 12, watching the original Dream Team on television win the 1992 Olympic Gold Medal in Barcelona ... Ambassador for Spain's UNICEF Committee ... In summer of 2005, visited South Africa with UNICEF as an ambassador in the fight against AIDS ... Traveled to Angola in the summer of 2007 with UNICEF where he visited a children's hospital and raised awareness for children with HIV and AIDS ... Pau has participated in UNICEF and the NBA's "Unite For Children, Unite Against AIDS Campaign" since its inception in 2006 and is also an ambassador for FAD and the Youth Association "Sonar Despierto" ... In 2009-10 and 2010-11, participated in the Hoops for St. Jude program (monetary donation for every point scored) ... In March of 2010, announced a partnership with Childrens Hospital Los Angeles (involved in community outreach initiatives on behalf of hospital and interactions with Orthopaedic patients ... Along with brother Marc, took part in the NBA's Basketball without Borders event in Barcelona, Spain in September of 2010.





30+ POINT REGULAR SEASON GAMES

Date	Opponent	Points
3/28/06	vs. Seattle	44 points (17-28 FG)
1/11/08	@ Golden State	43 points (17-25 FG)
2/27/06	vs. Washington	39 points (16-22 FG)
11/29/03	@ Cleveland	37 points (12-20 FG)
3/27/09	@ New Jersey	36 points (14-19 FG)
3/24/06	@ New York	36 points (14-24 FG)
11/26/05	@ Dallas	36 points (13-23 FG)
3/22/07	vs. LA Lakers	35 points (17-23 FG)
2/5/11	@ New Orleans	34 points (13-17 FG)
11/18/08	vs. Chicago	34 points (14-21 FG)
1/29/07	vs. Sacramento	34 points (14-17 FG)
12/3/04	vs. Philadelphia	34 points (12-19 FG)
1/7/09	@ Golden State	33 points (12-21 FG)
4/7/06	vs. Milwaukee	33 points (13-15 FG)
3/26/06	vs. Charlotte	33 points (12-20 FG)
4/4/10	vs. San Antonio	32 points (13-20 FG)
12/26/05	@ Utah	32 points (10-14 FG)
12/19/05	vs. Detroit	32 points (13-25 FG)
12/30/03	vs. Seattle	32 points (9-14 FG)
3/9/03	@ Toronto	32 points (14-19 FG)
2/26/03	@ Philadelphia	32 points (12-22 FG)
1/31/03	vs. New York	32 points (13-19 FG)
4/5/02	vs. Houston	32 points (12-22 FG)
2/4/09	@ Toronto	31 points (12-17 FG)
2/2/09	@ New York	31 points (12-17 FG)
3/4/08	@ Sacramento	31 points (10-15 FG)
12/22/07	vs. Philadelphia	31 points (13-20 FG)
3/10/07	@ Charlotte	31 points (13-20 FG)
3/2/07	@ Philadelphia	31 points (13-20 FG)
2/11/06	@ LA Lakers	31 points (11-15 FG)
1/27/06	@ Detroit	31 points (9-17 FG)
1/11/05	vs. Indiana	31 points (12-19 FG)
1/10/02	@ Phoenix	31 points (12-20 FG)
4/7/12	@ Phoenix	30 points (14-25 FG)
2/16/11	@ Cleveland	30 points (8-15 FG)
1/15/10	vs. Toronto	30 points (12-22 FG)
3/27/10	@ Houston	30 points (11-17 FG)
3/1/09	@ Phoenix	30 points (12-18 FG)
2/8/08	@ Orlando	30 points (12-15 FG)
1/2/08	@ Indiana	30 points (11-19 FG)
2/6/07	vs. Houston	30 points (13-28 FG)
2/3/07	vs. Indiana	30 points (12-22 FG)
1/25/06	vs. Minnesota	30 points (9-14 FG)
2/7/02	@ Milwaukee	30 points (11-14 FG)

CAREER 20+ REBOUND GAMES (7)

Date	Opponent	Line
12/11/09	vs. Minnesota	17 points, 20 rebounds
12/12/09	@ Utah	16 points, 20 rebounds
12/16/09	@ Milwaukee	26 points, 22 rebounds
3/29/10	@ New Orleans	26 points, 22 rebounds
11/11/10	@ Denver	17 points, 20 rebounds
2/16/11	@ Cleveland	30 points, 20 rebounds
4/17/13	vs. Houston	17 points, 20 rebounds

CAREER TRIPLE-DOUBLES (7)

Date	Opponent	Line
3/8/06	@ Seattle	21 points, 12 rebounds, 12 assists
1/24/07	@ Utah	17 points, 13 rebounds, 12 assists
2/17/09	vs. Atlanta	12 points, 13 rebounds, 10 assists
11/7/10	vs. Portland	20 points, 14 rebounds, 10 assists
4/18/12	@ Golden State	22 points, 11 rebounds, 11 assists
4/12/13	vs. Golden State	26 points, 11 rebounds, 10 assists
4/17/13	vs. Houston	17 points, 20 rebounds, 11 assists

NBA FOREIGN-BORN PLAYER ALL-TIME SCORING LIST

Player	Points	Country
Hakeem Olajuwon	26,946	Nigeria
Dominique Wilkins	26,668	France
Dirk Nowitzki	25,051	Germany
Patrick Ewing	24,815	Jamaica
Tim Duncan	22,558	U.S. Virgin Islands
Rolando Blackman	17,623	Panama
Steve Nash	16,649	South Africa
Kiki Vandeweghe	15,980	Germany
Detlef Schrempf	15,761	Germany
Pau Gasol	15,535	Spain


FEWEST NBA GAMES TO 13,000 POINTS, 6,000 REBOUNDS, 2,000 ASSISTS & 1,000 BLOCKS*

Player	Games	Date
Chris Webber	587	3/29/2003
Kareem Abdul-Jabbar	605	2/20/1977
Tim Duncan	640	2/25/2006
Kevin Garnett	657	2/1/2004
David Robinson	672	4/13/1999
Pau Gasol	693	1/19/2011
Shaquille O'Neal	705	1/24/2003
Larry Nance	771	2/2/1992
Hakeem Olajuwon	790	1/19/1995

15,000 Pt - 7,000 Reb - 2,000 Ast - 1,000 Blk Club

Player	REB	AST	BLK	PTS
Kareem Abdul-Jabbar*	17440	5660	3189	38387
Karl Malone*	14968	5248	1145	36928
Shaquille O'Neal	13099	3026	2732	28596
Elvin Hayes*	16279	2398	1771	27313
Hakeem Olajuwon*	13748	3058	3830	26946
Kevin Garnett	13843	5224	1970	25274
Dirk Nowitzki	9096	2923	1050	25051
Patrick Ewing*	11607	2215	2894	24815
Tim Duncan	13219	3612	2652	23785
Robert Parish*	14715	2180	2361	23334
David Robinson*	10497	2441	2954	20790
Bob Lanier*	9698	3007	1100	19248
Jack Sikma	10816	3488	1048	17287
Chris Webber	8124	3526	1200	17182
Shawn Marion	9402	2023	1169	16633
Elton Brand	8516	2070	1707	16242
Larry Nance	7352	2393	2027	15687
Pau Gasol	7756	2780	1392	15535

* Players who debuted since 1973-74 (first season of blocked shots)



JORDAN HILL

#27 . FORWARD/CENTER . 6-10 . 235 . 4 YEARS PRO

<u>BORN</u>	<u>HIGH SCHOOL</u>	<u>HIGH SCHOOL</u>	<u>RESIDENCE</u>
July 27, 1987 (Newberry, SC)	The Patterson School (Lenoir, SC)	Arizona	Marina del Rey

CAREER / PLAYOFF HIGHS

	<u>CAREER</u>			<u>PLAYOFFS</u>	
PTS	17 vs. Utah	12/9/12	12	@ Denver	5/6/12
MIN	35 vs. Oklahoma City (twice)	4/22/12	28	@ Denver	5/10/12
FG	8 vs. Utah (twice)	12/9/12	5	vs. Denver	4/29/12
FGA	12 @ Sacramento (twice)	4/26/12	10	vs. Denver	4/29/12
3FG	-	-	-	-	-
3FGA	1 vs. Brooklyn (9 times)	11/20/12	-	-	-
FT	6 vs. Minnesota	11/7/10	4	@ Denver	5/6/12
FTA	8 @ LA Clippers	1/4/13	6	@ Denver	5/6/12
OFF. REB	7 @ Utah (twice)	11/7/12	7	@ Denver	5/6/12
DEF. REB	11 vs. Atlanta	12/31/11	6	vs. Denver	4/29/12
REB	15 vs. Oklahoma City (twice)	4/22/12	11	@ Denver	5/6/12
AST	3 vs. Phoenix (4 times)	11/16/12	1	vs. San Antonio (twice)	4/28/13
STL	3 @ Sacramento (3 times)	4/26/12	1	vs. Oklahoma City (3 times)	5/18/12
BLK	5 @ Charlotte (twice)	1/10/12	2	vs. San Antonio (3 times)	4/28/13

CAREER REGULAR SEASON STATISTICS

Year	Team	G	GS	MIN	FG	FGA	PCT	3FG	3FGA	PCT	FT	FTA	PCT	OFF	DEF	TOT	A	PF	DQ	STL	TO	BLK	PTS	AVG
09-10	NY-HOU	47	0	624	99	201	.493	0	2	.000	46	68	.676	76	99	175	20	92	0	14	30	21	244	5.2
10-11	HOU	72	11	1125	173	352	.491	0	2	.000	60	85	.706	128	178	306	29	157	1	14	62	52	406	5.6
11-12	HOU-LAL	39	8	551	82	165	.497	0	3	.000	30	47	.638	61	125	186	16	71	0	14	31	27	194	5.0
12-13	LAL	29	1	458	77	155	.497	0	2	.000	40	61	.656	82	84	166	13	55	0	8	26	19	194	6.7
TOTALS		187	20	2758	431	873	.494	0	9	.000	176	261	.674	347	486	833	78	375	1	50	149	119	1038	5.6

CAREER POSTSEASON STATISTICS

Year	Team	G	GS	MIN	FG	FGA	PCT	3FG	3FGA	PCT	FT	FTA	PCT	OFF	DEF	TOT	A	PF	DQ	STL	TO	BLK	PTS	AVG
11-12	LAL	12	0	217	23	53	.434	0	0	---	11	16	.688	39	37	76	1	32	0	3	7	8	57	4.8
12-13	LAL	3	0	31	5	10	.500	0	0	---	0	0	---	2	9	11	1	2	0	0	0	2	10	3.3
TOTALS		15	0	248	28	63	.444	0	0	---	11	16	.688	41	46	87	2	34	0	3	7	10	67	4.5





JORDAN HILL

HOW ACQUIRED: Acquired by the Lakers from the Houston Rockets on March 15, 2012 in exchange for Derek Fisher and a protected first round selection in the 2012 NBA Draft.

2012-13: Appeared in 29 games (one start), averaging 6.7 points, 5.7 rebounds, 0.4 assists, 0.28 steals and 0.66 blocks in 15.8 minutes ... Scored 10+ points eight times ... Grabbed 10+ rebounds twice ... Posted 11 points and seven rebounds 11/4 vs. Detroit ... Grabbed a season-high 12 rebounds 11/7 at Utah ... Scored 14 points (5-5 FG) 11/9 vs. Golden State ... Tallied nine points and nine rebounds 12/4 @ Houston ... Tallied nine points and eight rebounds 12/5 at New Orleans ... Totaled a career-high 17 points (8-11 FG), nine rebounds and a season-high four blocks 12/9 vs. Utah ... Posted 14 points (6-9 FG) and eight rebounds 12/22 at Golden State ... Totaled nine points and nine rebounds 12/26 at Denver ... Tallied 13 points and seven rebounds 1/4 at LA Clippers ... Scored 13 points 1/6 vs. Denver ... Missed two games due to back spasms (12/14-12/16) and 49 games with a torn labrum, left hip (18-4/17) ... In three playoff games, averaged 3.3 points and 3.7 rebounds in 10.2 minutes.

CAREER: Selected by the New York Knicks in the first round (eighth overall pick) of the 2009 NBA Draft ... Traded to Houston along with Kevin Martin, Hilton Armstrong, Jared Jefferies and draft considerations in a three-team, nine-player deal on February 18, 2010 that sent Tracy McGrady and Sergio Rodriguez to New York, while sending Carl Landry, Joey Dorsey, Larry Hughes and cash considerations to Sacramento ... Acquired by the Lakers from the Houston Rockets in exchange for Derek Fisher and a protected first round pick in the 2012 NBA Draft on March 15, 2012 ... Has posted seven career double-doubles, 41 10+ point games and 10 career 10+ rebound games.

2011-12: Appeared in 39 games (8 starts), averaging 5.0 points, 4.8 rebounds, 0.4 assists, 0.36 steals and 0.69 blocks in 14.1 minutes ... In seven games (1 start) with the Lakers, averaged 4.7 points, 4.4 rebounds, 0.3 assists, 0.71 steals and 0.86 blocks in 11.7 minutes ... Recorded five double-doubles ... Scored 10+ points seven times ... Grabbed 10+ rebounds five times ... Led Lakers in rebounds once, steals once and blocks twice ... Finished with 11 points (5-8 FG) and a career-high tying 15 rebounds 12/31 vs. Atlanta ... Posted 12 points (5-9 FG), 12 rebounds and a career-high tying five blocks 1/10 at Charlotte ... Totaled 10 points, 10 rebounds and two steals 1/27 vs. Washington ... Recorded a season-high tying 14 points (6-7 FG) and 11 rebounds 1/28 vs. New York ... Grabbed 10 rebounds 2/1 at San Antonio ... Totaled a season-high tying 14 points (6-11 FG) and eight rebounds 3/14 vs. Charlotte ... Grabbed two rebounds in Lakers debut 3/20 at Houston ... Posted a season-high tying 14 points, career-high tying 15 rebounds and three blocks 4/22 vs. Oklahoma City ... Recorded eight points, eight rebounds, two assists, a career-high tying three steals and a block 4/26 at Sacramento ... With Houston, missed two games due to the flu (1/19/12, 3/13/12) and nine games (2/19/12 - 3/7/12) with a sprained MCL (right knee) ... With Lakers, missed 15 games from 3/25 - 4/15 with a sprained MCL (right knee) ... Appeared in playoff games, averaging 4.8 points, 6.3 rebounds and 0.67 blocks in 18.1 minutes ... Posted playoff career-highs in points (12) and rebounds (11) 5/6/12 at Denver.

2010-11: Averaged 5.6 points, 4.3 rebounds and 0.72 blocks in 72 games (nine starts at center, two starts at forward) with Houston ... Recorded 18 double-figure scoring games and two double-doubles ... Led (or tied) the Rockets in rebounding seven times ... Notched 14 points 11/7 vs. Minnesota ... Posted the first double-double of his career with 14 points (7-8 FG) and a season-high 10 rebounds 11/22 vs. Phoenix ... Recorded 12 points and seven rebounds 11/28 vs. Oklahoma City ... Had a season-high four blocked shots 12/17 vs. Memphis and 12/19 at Sacramento ... Posted a season-high 16 points (8-12 FG) and eight boards 1/15 at Atlanta ... Notched his second double-double with 10 points and 10 rebounds 1/17 vs. Milwaukee ... Notched 10 points (5-8 FG), nine rebounds (5 offensive) and a career-high-tying three steals 2/12 vs. Dallas ... DND for one game (2/21/11) and on the inactive list for two games (2/5/11-2/7/11) due to a sprained left ankle ... Topped Houston in rebounding during the 2010 NBA Summer League, averaging 13.6 points (.545, 24-44 FG) and 7.8 rebounds in five starts at center.

2009-10: In his rookie season, averaged 5.2 points and 3.7 rebounds in 47 games with New York and Houston ... Averaged 4.0 points and 2.5 rebounds in 24 games with the Knicks ... Acquired by Houston from New York in a three-team trade on Feb. 18 ... Averaged 6.4 points and 5.0 rebounds in 23 games with the Rockets ... Reached double digits in scoring on eight occasions, including seven times with the Rockets ... Made his NBA debut with New York 10/28 at Miami ... Scored 10 points (5-5 FG) in 14 minutes off the bench 11/13 vs. Golden State ... Made his Houston debut 2/24 vs. Orlando ... Led the Rockets with a season-high nine rebounds 3/17 vs. Memphis ... Recorded 11 points (5-11 FG), seven rebounds and a career-high five blocks 3/19 vs. Boston ... Posted a season-high 15 points on a perfect 7-of-7 shooting from the field 4/4 at Indiana ... Totaled 12 points (5-7 FG, 2-2 FT) and nine rebounds 4/6 at Memphis ... DND for two games (3/24/10-3/25/10) due to a sprained left ankle ... Averaged team highs of 14.4 points and 8.2 rebounds in five starts with New York in the 2009 NBA Summer League.

COLLEGE: Finished his three-year career at Arizona ranked among the school's career leaders in points (27th with 1,208), rebounds (10th with 763), blocked shots (sixth with 140) and field goal percentage (fifth with .578) ... Overall, averaged 12.5 points (.578, 494-855 FG) and 7.9 rebounds over 97 games (79 starts) with the Wildcats ... Had 32 career double-doubles ... Notched .600 or better from the field in each of his first two seasons (Pac-10 leader with .620 FG% in 2007-08) ... Of his 763 career rebounds, 273 (35.8%) came off the offensive glass ... Started just 12 of 29 games as a freshman, then started 67 of his 68 games over final two college seasons ... Earned Honorable Mention All-America from The Associated Press and Third-Team All-America honors from The Sporting News as a junior, recording career highs of 18.3 points and 11.0 rebounds in 34 games (34 starts) ... Was also First-Team All-Pac-10 and garnered All-Defensive Team honors over his final collegiate season ... Was the first Wildcats player to notch double figures in both scoring (18.3) and rebounding (11.0) in the same season since Larry Demic (1978-79) ... Grabbed a school single-season record 375 total rebounds in 2008-09, adding 20 double-doubles (led Pac-10) ... As a sophomore, averaged 13.2 points and 7.9 rebounds in 34 games (33 starts), while leading the Pac-10 with a career-high .620 (184-297 FG) field goal percentage and finishing fourth in blocks per game (1.65 bpg) ... Was an Honorable Mention All-Pac-10 and a Pac-10 All-Defensive Team selection in 2007-08 ... Registered averages of 4.7 points (.652, 58-89 FG) and 4.1 rebounds in 29 games (12 starts) during his freshman campaign in 2006-07.

PERSONAL: Born Jordan Craig Hill on July 27, 1987, in Newberry, South Carolina ... Lost his mother at age three and was raised by his father and grandmother ... Family moved from South Carolina to Atlanta, Georgia as a youth ... Was a baseball pitcher growing up before switching to basketball ... Made the varsity basketball team as a freshman and worked his way into the rotation as a sophomore at North Springs High School (Atlanta, GA) ... Did not play organized basketball as a junior ... Helped lead The Patterson School (NC) to a 34-4 mark as a senior ... Was a sociology major at Arizona ... Was a teammate of Chase Budinger at Arizona ... Was active with the Garden of Dreams Foundation while with the New York Knicks ... He and Budinger hosted Bowl 'n Bash on Mar. 22, 2011, a free event for kids and mentors from Big Brothers Big Sisters.





CAREER 10+ POINT GAMES (41)

Date	Opponent	Points
11/13/09	vs. Golden State	10 points (5-5 FG)
3/7/10	@ Detroit	12 points (5-9 FG)
3/9/10	@ Washington	11 points (4-5 FG)
3/19/10	vs. Boston	11 points (5-11 FG)
3/21/10	@ New York	13 points (4-8 FG)
3/30/10	vs. Washington	10 points (4-7 FG)
4/4/10	@ Indiana	15 points (7-7 FG)
4/6/10	@ Memphis	12 points (5-7 FG)
11/7/10	vs. Minnesota	14 points (4-8 FG)
11/17/10	@ Oklahoma City	10 points (5-10 FG)
11/22/10	vs. Phoenix	14 points (7-8 FG)
11/26/10	@ Charlotte	14 points (5-7 FG)
11/28/10	vs. Oklahoma City	12 points (5-10 FG)
11/29/10	@ Dallas	10 points (3-9 FG)
12/1/10	vs. LA Lakers	10 points (4-9 FG)
12/14/10	vs. Sacramento	13 points (4-8 FG)
12/15/10	@ Oklahoma City	13 points (5-10 FG)
12/27/10	vs. Washington	13 points (6-9 FG)
1/10/11	@ Boston	12 points (5-11 FG)
1/15/11	@ Atlanta	16 points (8-12 FG)
1/17/11	vs. Milwaukee	10 points (4-10 FG)
2/12/11	vs. Dallas	10 points (5-8 FG)
2/14/11	vs. Denver	11 points (5-7 FG)
3/14/11	vs. Phoenix	12 points (5-7 FG)
3/16/11	vs. Charlotte	10 points (5-7 FG)
3/29/11	@ New Jersey	11 points (5-8 FG)
12/31/11	vs. Atlanta	11 points (5-8 FG)
1/10/12	@ Charlotte	12 points (5-9 FG)
1/27/12	vs. Washington	10 points (4-11 FG)
1/28/12	vs. New York	14 points (6-7 FG)
2/9/12	@ Phoenix	10 points (5-8 FG)
3/14/12	vs. Charlotte	14 points (6-11 FG)
4/22/12	vs. Oklahoma City	14 points (6-11 FG)
11/4/12	vs. Detroit	11 points (3-4 FG)
11/9/12	vs. Golden State	14 points (5-5 FG)
11/16/12	vs. Phoenix	10 points (4-8 FG)
12/9/12	vs. Utah	17 points (8-11 FG)
12/22/12	@ Golden State	14 points (6-9 FG)
1/1/13	vs. Philadelphia	10 points (5-8 FG)
1/4/13	@ LA Clippers	13 points (4-6 FG)
1/6/13	vs. Denver	13 points (4-9 FG)

CAREER 10+ REBOUND GAMES (10)

Date	Opponent	Line
11/22/10	vs. Phoenix	14 points, 10 rebounds
1/17/11	vs. Milwaukee	10 points, 10 rebounds
12/31/11	vs. Atlanta	11 points, 15 rebounds
1/10/12	@ Charlotte	12 points, 12 rebounds
1/27/12	vs. Washington	10 points, 10 rebounds
1/28/12	vs. New York	14 points, 11 rebounds
2/1/12	@ San Antonio	6 points, 10 rebounds
4/22/12	vs. Oklahoma City	14 points, 15 rebounds
11/7/12	@ Utah	4 points, 12 rebounds
12/11/12	@ Cleveland	2 points, 10 rebounds

CAREER DOUBLE-DOUBLES (7)

Date	Opponent	Line
11/22/10	vs. Phoenix	14 points, 10 rebounds
1/17/10	vs. Milwaukee	10 points, 10 rebounds
12/31/11	vs. Atlanta	11 points, 15 rebounds
1/10/12	@ Charlotte	12 points, 12 rebounds
1/27/12	vs. Washington	10 points, 10 rebounds
1/28/12	vs. New York	14 points, 11 rebounds
4/22/12	vs. Oklahoma City	14 points, 15 rebounds

CAREER 1.000 FG% GAMES* (5)

Date	Opponent	Line
3/17/10	vs. Memphis	9 points (3-3 FG)
4/4/10	@ Indiana	15 points (7-7 FG)
12/26/11	@ Orlando	6 points (3-3 FG)
11/9/12	vs. Golden State	14 points (5-5 FG)
11/18/12	vs. Houston	8 points (3-3 FG)



* Minimum three FG attempts



WESLEY JOHNSON

#11 . FORWARD . 6-7 . 215 . 3 YEARS PRO

BORN	HIGH SCHOOL	COLLEGE	RESIDENCE
July 11, 1987 (Corsicana, TX)	Corsicana HS (TX) Patterson School (NC) Eldon Academy (MI)	Syracuse	Marina del Rey

CAREER / PLAYOFF HIGHS

	CAREER			PLAYOFFS
PTS	29 @ LA Lakers	3/18/11	-	-
MIN	43 vs. New Orleans (twice)	2/25/11	-	-
FG	11 @ LA Lakers	3/18/11	-	-
FGA	21 @ LA Lakers	3/18/11	-	-
3FG	6 vs. New Orleans	12/27/10	-	-
3FGA	11 @ LA Lakers	3/18/11	-	-
FT	4 @ LA Lakers (3 times)	3/18/11	-	-
FTA	6 @ Miami	11/2/10	-	-
OFF. REB	3 vs. Minnesota (5 times)	2/26/13	-	-
DEF. REB	8 vs. LA Lakers (twice)	3/18/13	-	-
REB	9 vs. LA Lakers (twice)	3/18/13	-	-
AST	5 @ New Orleans (4 times)	2/7/11	-	-
STL	4 vs. LA Lakers (twice)	3/9/12	-	-
BLK	4 @ Houston	2/8/11	-	-

CAREER REGULAR SEASON STATISTICS

Year	Team	G	GS	MIN	FG	FGA	PCT	3FG	3FGA	PCT	FT	FTA	PCT	OFF	DEF	TOT	A	PF	DQ	STL	TO	BLK	PTS	AVG
10-11	MIN	79	63	2069	271	682	.397	103	289	.356	64	92	.696	51	189	240	148	163	4	58	95	54	709	9.0
11-12	MIN	65	64	1469	158	397	.398	53	169	.314	24	34	.706	24	153	177	59	115	0	35	60	48	393	6.0
12-13	PHX	50	21	953	161	396	.407	50	155	.323	27	35	.771	21	102	123	34	56	0	22	48	18	399	8.0
TOTALS		194	148	4491	590	1475	.400	206	613	.336	115	161	.714	96	444	540	241	334	4	115	203	120	1501	7.7





WESLEY JOHNSON

HOW ACQUIRED: Signed by the Lakers as a free agent on July 15, 2013.

2012-13: Appeared in 50 games (21 starts) with Phoenix, averaging 8.0 points and 2.5 rebounds in 19.1 minutes ... As a starter, averaged 13.4 points, 3.2 rebounds and 1.1 assists in 29.2 minutes ... Scored in double-figures 17 times including three 20+ point games ... Recorded 14 points, a career-high nine rebounds, three assists and two steals 2/26 vs. Minnesota ... Totaled 14 points, a career-high nine rebounds and two steals 3/18 vs. LA Lakers ... Posted seven points and a season-high four assists 3/22 vs. Minnesota ... Finished with 21 points (season-high five 3FGM), five rebounds and two steals 3/24 vs. BKN ... Scored a season-high 22 points (8-16 FG) while posting a season-high three steals 3/27 at Utah ... Scored 20 points (7-15 FG) 4/3 at LA Clippers ... Posted 12 points, seven rebounds and a season-high two blocks 4/15 vs. Houston.

CAREER: Selected by Minnesota with the fourth overall pick in the 2010 NBA Draft ... Acquired by Phoenix from Minnesota on July 27, 2012 along with a protected 2013 first-round pick in a three-team trade in which the Suns also received Brad Miller and Jerome Dyson from New Orleans while sending Robin Lopez (signed-and-traded), Hakim Warrick and cash considerations to New Orleans and a 2014 second-round pick to Minnesota (New Orleans sent second-round picks in 2013 and 2016 to Minnesota) ... Scored 25 points in the 2011 T-Mobile Rookie Challenge at All-Star Weekend in Los Angeles ... As a rookie, appeared in a team-high 79 games (63 starts) and ranked sixth among rookies in scoring (9.0), third in three-point accuracy (35.6 percent), sixth in steals (0.73), third in blocks (0.68) and sixth in minutes played (26.2) ... Made a Minnesota franchise rookie-record 103 three-pointers ... Scored a career-high 29 points 3/18/11 at LA Lakers ... Owns eight career 20+ point games.

2011-12: Appeared in 65 games (team-high 64 starts) with Minnesota, averaging 6.0 points and 2.7 rebounds in 22.6 minutes ... Shot 39.8 percent overall for the season from the field but shot 45.1 percent in the month of April (13 games) ... Shot 31.4 percent from three-point range overall, but converted 40.7 percent (35-of-86) of his three-point field goal attempts after the All-Star break ... Scored 10+ points nine times ... Led team in blocked shots (48) ... Recorded 11 points, a career-high tying four steals and season-high three blocks 3/9 vs. LA Lakers ... Scored a season-high 19 points (8-11 FG, 3-4 3FG) 3/7 vs. Portland ... Totaled 10 points and a season-high eight rebounds 2/3 at New Jersey ... Posted nine points and a season-high eight rebounds 1/13 at New Orleans ... Scored 14 points (6-6 FG) 1/2 vs. San Antonio ... Missed one game due to illness (1/23).

2010-11: Appeared in a team-high 79 games (63 starts) with Minnesota, ranking 8th among rookies in scoring (9.0 ppg), 6th in three-point accuracy (35.6%), 10th in steals (0.73 spg), 7th in blocks (0.68 bpg) and 6th in minutes played (26.2 mpg) ... Established a new rookie franchise record with 103 three-point field goals made on the season ... Scored a career-high 29 points (11-21 FG) 3/18 at LA Lakers (most by a Timberwolves rookie since 1996) ... Led team in scoring four times ... Scored 20+ points five times ... Posted 20 points and a season-high tying eight rebounds 3/1 vs. LA Lakers ... Recorded a season-high four steals 2/27 vs. Golden State ... Scored 22 points (10-19 FG) 2/25 vs. New Orleans ... Recorded 13 points, six rebounds and a career-high four blocked shots 2/8 at Houston ... Scored 24 points (8-12 FG, 6-8 3FG) 12/27 vs. New Orleans including a franchise rookie-record tying six three-point field goals made ... Totaled 17 points and a career-high tying five assists 12/15 at Phoenix ... Scored 20 points (8-9 FG) 12/4 vs. Cleveland.

COLLEGE: Three-year collegiate performer at Iowa State (2006-08) and Syracuse (2009-10) ... Sat out the 2008-09 season after transferring schools, per NCAA rules ... Named a First Team All-American as a junior at Syracuse by the Associated Press, United States Basketball Writers Association and Fox Sports ... Finalist for the Naismith Trophy, awarded to the men's college basketball player of the year ... Big East Player of the Year, All-Big East Conference First Team as a junior ... Big 12 Conference All-Rookie Team ... In his final collegiate season as a junior, averaged 16.5 points and 8.5 rebounds, leading Syracuse in both categories ... Averaged 22.0 points in the NCAA Tournament, and scored a career-high 31 points to go along with 14 rebounds to lead Syracuse to a win over Gonzaga in the second round; it was his career-high 12th double-double of the season ... Saw action in 58 total games with the Iowa State Cyclones from 2006-08, starting 55 of them ... Averaged 12.3 points and 6.1 rebounds in his career at Iowa State ... Slowed by an ankle injury in his sophomore season, was still named honorable mention All-Big 12 after averaging 12.4 points and 4.0 rebounds ... Collegehoops.net honorable mention Freshman All-America, Big 12 All-Rookie Team ... As a freshman, earned a Big 12 Player of the Week honor and Big 12 Rookie of the Week award.

PERSONAL: Full name is Wesley JaMarr Johnson ... Son of Robert and Mary Johnson ... Has a brother, Craig Carroll, and a sister, Rhonda Smith ... Father of twins, son Wesley II and daughter Santana ... Majored in communications and rhetorical studies ... Attended high school at Corsicana (Texas), The Patterson School (North Carolina) and Eldon Academy (Michigan) ... Averaged 15.2 points, 9.7 rebounds and 4.3 blocks as a senior ... Named the 2005 Golden Circle Defensive Player of the Year and was a first-team All-District selection in 2004 and 2005.



CAREER 20+ POINT GAMES (8)

Date	Opponent	Points
12/4/10	vs. Cleveland	20 points (8-9 FG)
12/27/10	vs. New Orleans	22 points (8-12 FG)
2/25/11	vs. New Orleans	22 points (10-19 FG)
3/1/11	vs. LA Lakers	20 points (8-17 FG)
3/18/11	@ LA Lakers	29 points (11-21 FG)
3/24/13	vs. Brooklyn	21 points (7-18 FG)
3/27/13	@ Utah	22 points (8-16 FG)
4/3/13	@ LA Clippers	20 points (7-15 FG)

2010-11 ROOKIE LEADERS (SCORING)

Rank	Player	Team	GP	MPG	PTS
1	Blake Griffin	LAC	82	37.9	22.5
2	John Wall	WAS	69	37.8	16.4
3	DeMarcus Cousins	SAC	81	28.5	14.1
4	Jordan Crawford	WAS-ATL	42	24.4	11.7
5	Gary Neal	SAS	80	21.1	9.8
6	Landry Fields	NYK	82	31.0	9.7
7	Greg Monroe	DET	80	27.8	9.4
8	Wesley Johnson	MIN	79	26.2	9.0
9	Paul George	IND	61	20.7	7.8
10	Samardo Samuels	CLE	37	19.0	7.8

2010-11 ROOKIE LEADERS (3-POINT FG%)

Rank	Player	Team	GP	3FG-3FGA	3FG%
1	Gordon Hayward	UTA	72	35-74	.473
2	Gary Neal	SA	80	129-308	.419
3	Landry Fields	NY	82	86-219	.393
4	Manny Harris	CLE	54	34-92	.370
5	Quincy Pondexter	NO	66	18-50	.360
6	Wesley Johnson	MIN	79	103-289	.356
7	Al-Farouq Aminu	LAC	81	45-143	.315
8	Paul George	IND	61	41-138	.297
9	John Wall	WAS	69	34-115	.296
10	Eric Bledsoe	LAC	81	32-116	.276


2010-11 ROOKIE LEADERS (STEALS)

Rank	Player	Team	GP	Steals	Stl/Game
1	John Wall	WAS	69	121	1.75
2	Greg Monroe	DET	80	93	1.16
3	Eric Bledsoe	LAC	81	92	1.14
4	DeMarcus Cousins	SAC	81	85	1.05
5	Paul George	IND	61	62	1.02
6	Landry Fields	NY	82	80	0.98
7	Jordan Crawford	WAS-ATL	42	39	0.93
8	Christian Eyenga	CLE	44	34	0.77
9	Blake Griffin	LAC	82	63	0.77
10	Wesley Johnson	MIN	79	58	0.73

2010-11 ROOKIE LEADERS (BLOCKS)

Rank	Player	Team	GP	Blocks	Blk/Game
1	Ekpe Udoh	GS	58	86	1.48
2	Larry Sanders	MIL	60	72	1.20
3	Ed Davis	TOR	65	67	1.03
4	Derrick Favors	UTA-NJN	78	68	0.87
5	DeMarcus Cousins	SAC	81	68	0.84
6	Patrick Patterson	HOU	52	37	0.71
7	Wesley Johnson	MIN	79	54	0.68
8	Omer Asik	CHI	82	56	0.68
9	Trevor Booker	WAS	65	42	0.65
10	Christian Eyenga	CLE	44	28	0.64





CHRIS KAMAN

#9 . CENTER . 7-0 . 265 . 10 YEARS PRO

BORN	HIGH SCHOOL	COLLEGE	RESIDENCE
April 28, 1982 (Grand Rapids, MI)	Tri-unity Christian (Wyoming, MI)	Central Michigan	Hermosa Beach

CAREER / PLAYOFF HIGHS

	CAREER	PLAYOFFS
PTS	29 @ Houston 12/22/09	15 vs. Phoenix (twice) 5/18/06
MIN	49 vs. Washington 3/23/11	43 vs. Denver 4/22/06
FG	13 @ Houston 12/22/09	7 vs. Phoenix 5/18/06
FGA	26 vs. Oklahoma City 11/11/09	12 vs. Denver 4/22/06
3FG	- - -	- - -
3FGA	1 @ Chicago (17 times) 11/28/12	- - -
FT	11 vs. Utah 12/13/06	5 vs. Denver 4/22/06
FTA	16 vs. Utah 12/13/06	5 vs. Denver 4/22/06
OFF. REB	9 @ Indiana 12/21/05	7 @ Phoenix 5/16/06
DEF. REB	19 @ Indiana (3 times) 11/7/07	12 @ Phoenix 5/10/06
REB	23 vs. Minnesota 3/13/06	16 @ Phoenix 5/10/06
AST	8 @ Sacramento 3/7/12	2 @ Phoenix (twice) 5/10/06
STL	4 vs. Minnesota 3/13/06	1 @ Phoenix (5 times) 5/16/06
BLK	9 vs. New Jersey 1/19/08	4 vs. Phoenix 5/12/06

CAREER REGULAR SEASON STATISTICS

Year	Team	G	GS	MIN	FG	FGA	PCT	3FG	3FGA	PCT	FT	FTA	PCT	OFF	DEF	TOT	A	PF	DQ	STL	TO	BLK	PTS	AVG
03-04	LAC	82	61	1843	200	435	.460	0	2	.000	99	142	.697	126	335	461	85	211	1	23	155	73	499	6.1
04-05	LAC	63	50	1632	246	495	.497	0	1	.000	80	121	.661	135	288	423	73	182	2	26	115	68	572	9.1
05-06	LAC	78	78	2560	369	706	.523	0	2	.000	194	252	.770	187	563	750	79	269	5	45	176	108	932	11.9
06-07	LAC	75	66	2176	294	652	.451	0	1	.000	166	224	.741	160	428	588	79	251	6	41	147	116	754	10.1
07-08	LAC	56	55	2083	338	700	.483	0	4	.000	202	265	.762	173	538	711	107	179	0	33	164	155	878	15.7
08-09	LAC	31	24	921	161	305	.528	0	0	---	51	75	.680	75	172	247	46	93	2	17	84	45	373	12.0
09-10	LAC	76	76	2608	589	1202	.490	0	6	.000	230	307	.749	184	520	704	120	213	1	37	223	94	1408	18.5
10-11	LAC	32	15	838	177	376	.471	0	0	---	43	57	.754	51	174	225	46	75	0	16	58	48	397	12.4
11-12	NO	47	33	1372	266	597	.446	0	0	---	84	107	.785	89	275	364	101	106	0	25	129	77	616	13.1
12-13	DAL	66	52	1369	313	617	.507	0	1	.000	67	85	.788	97	275	372	51	141	1	30	104	51	693	10.5
TOTAL		606	510	17402	2953	6085	.485	0	17	.000	1216	1635	.744	1277	3568	4845	787	1720	18	293	1355	835	7122	11.8

CAREER POSTSEASON STATISTICS

Year	Team	G	GS	MIN	FG	FGA	PCT	3FG	3FGA	PCT	FT	FTA	PCT	OFF	DEF	TOT	A	PF	DQ	STL	TO	BLK	PTS	AVG
05-06	LAC	11	10	324	51	86	.593	0	0	---	16	21	.762	21	67	88	10	38	1	5	33	9	118	10.7
TOTAL		11	10	324	51	86	.593	0	0	---	16	21	.762	21	67	88	10	38	1	5	33	9	118	10.7





How Acquired: Signed by the Lakers as a free agent July 12, 2013.

2012-13: Appeared in 66 games (52 starts) with Dallas, averaging 10.5 points and 5.6 rebounds in 20.7 minutes while shooting 50.7% (313-617 FGs) from the field and 78.8% (67-85 FTs) from the foul line ... Recorded six 20+ point games, four 10+ rebound games and three double-doubles ... In Mavericks debut, posted 16 points (8-9 FG) 11/3 vs. Charlotte ... In first start of season, totaled 22 points (8-15 FG), eight rebounds and three assists 11/7 vs. Toronto ... Recorded 23 points (10-12 FG, 3-3 FT), eight rebounds and three assists 11/14 vs. Washington ... Totaled 15 points, eight rebounds and season-high six blocks 11/17 at Cleveland ... Notched first double-double of season with 18 points and a season-high 17 rebounds 11/19 vs. Golden State ... Scored 20 points (9-13 FG) 11/27 at Philadelphia ... Recorded 800th career block 12/1 vs. Detroit ... Totaled 20 points and eight rebounds 12/18 vs. Philadelphia ... Posted 14 points, 10 rebounds and three blocks 1/2 at Miami ... Scored 7,000th career point 3/15 vs. Cleveland ... Posted a season-high 26 points (12-21 FG), 11 rebounds and two blocks 4/7 at Portland ... DNP-CD four times ... Missed first two games of the season with a strained right calf (10/30 at LA Lakers, 10/31 at Utah) ... Missed 10 games (concussion) 1/29 - 2/22.

CAREER: Selected by L.A. Clippers in the first round (sixth overall pick) of the 2003 NBA Draft ... Traded to New Orleans along with Eric Gordon, Al-Farouq Aminu and a 2012 first round draft pick in exchange for Chris Paul and two 2015 second round draft picks (12/14/11) ... Signed by Dallas as a free agent (7/13/12) ... 2010 NBA All-Star ... Two-time Western Conference Player of the Week (11/8/09, 1/10/10) ... One of only 13 players since entering the league in 2003 to record at least 7,000 points, 4,000 rebounds and 800 blocked shots ... Owns 94 20+ point games, 193 10+ rebound games, seven 20+ rebound games, five 20-point/20-rebound games and 166 double-doubles.

2011-12: Appeared in 47 games (33 starts) with New Orleans, averaging 13.1 points, 7.7 rebounds, 2.1 assists and 1.64 blocks in 29.1 minutes ... Recorded 15 double-doubles including six 20-point/10-rebound games ... Led team in total rebounds (364) and blocks (77) ... Led team in scoring 10 times, rebounds 21 times and assists twice ... Totaled 10 20+ point games ... Posted a season-high 27 points (12-22 FG) and 13 rebounds 2/13 vs. Utah ... Tallied 21 points (10-25 FG) and 13 rebounds 2/22 at Cleveland ... Recorded 20 points and 13 rebounds 3/2 vs. Dallas ... Tallied 18 points, 11 rebounds and a career-high eight assists 3/7/12 at Sacramento ... Recorded 12 points and a season-high 16 rebounds 3/12 vs. Charlotte ... Posted 21 points and 12 rebounds 3/14 vs. LA Lakers ... Totaled 14 points, 10 rebounds and a season-high tying five blocks 4/4 vs. Denver ... Finished with 21 points (9-10 FG) and 10 rebounds 4/7 vs. Minnesota ... Missed 12 games due to injury (6 - bruised left tibia, 5 - illness, 1 - sprained left ankle) and seven games due to an organizational decision.

2010-11: Appeared in 32 games (15 starts) with the LA Clippers, averaging 12.4 points, 7.0 rebounds, 1.4 assists and 1.50 blocks in 26.2 minutes ... Led team in scoring twice, five times in in rebounds and 12 times in blocks ... Posted six double-doubles ... Scored in double-figures 22 times including five 20+ point games ... Tallied 13 points and a season-high 13 rebounds 10/31 vs. Dallas ... Scored 23 points 11/6 at Utah ... Scored 21 points 3/2 vs. Houston ... Totaled 23 points, 10 rebounds and a season-high five assists 3/11 at New Jersey ... Recorded 21 points and 11 rebounds 3/20 vs. Phoenix ... Posted a season-high 28 points (10-18 FG), 12 rebounds and four blocks 3/23 vs. Washington ... Totaled 12 points, eight rebounds and a season-high six blocks 4/6 at Oklahoma City ... Missed 45 games with an aggravated bone bruise - left ankle (11/10 - 12/11/10; 12/6 - 2/14), two games with a viral illness (4/1 - 4/2) and three games with a bone bruise, right knee (4/8 - 4/13).

2009-10: 2010 Western Conference All-Star ... Appeared in 76 games (all starts), averaging a career-high 18.5 points, 9.3 rebounds, 1.6 assists and 1.24 blocks in 34.3 minutes ... Ranked among NBA leaders in scoring (25th), rebounds (14th), blocks (23rd) and field goal percentage (.490/35th) ... One of eight players league-wide to average 18+ points and 9+ rebounds ... Ranked 17th in the NBA in double-doubles (33) ... Led Clippers in scoring 33 times, blocks 25 times and rebounds 27 times ... Posted 39 20+ point games ... Two-time Western Conference Player of the Week for weeks of 11/1-11/7 and 1/4-1/10 ... Totaled 13 points, seven rebounds and a season-high six assists 11/20 vs. Denver ... Scored a career-high 29 points (13-21 FG, 3-5 FT) 12/22 at Houston ... Totaled 22 points and a season-high 16 rebounds 2/20 vs. Sacramento and 4/4 vs. New York ... Posted 22 points, seven rebounds and a season-high five blocks 4/14 vs. LA Lakers ... Missed four games with a sore lower back (1/12 - 1/16) and two games with a sprained left ankle (1/29 - 1/31).

2008-09: Appeared in 31 games (24 starts), averaging 12.0 points, 8.0 rebounds, 1.5 assists and 1.45 blocks in 29.7 minutes ... Shot a career-best 52.8% (161-305 FGs) from the field ... Ranked 5th on team with 45 blocks ... Posted 17 double-figure scoring games including two 20+ point games ... Recorded nine double-doubles ... Posted 10+ rebounds 10 times ... Led Clippers in scoring four times, rebounds 14 times and blocks 12 times ... Posted 15 points and a season-high 15 rebounds 10/31 vs. Denver ... Tallied 23 points and 11 rebounds 11/7 vs. Houston ... Totaled a season-high 25 points (11-13 FG, 3-3 FT), 14 rebounds, season-high six assists and season-high four blocks 11/19 at Oklahoma City ... Missed 51 games, 48 of which were due to a sore left foot.

2007-08: Appeared in 56 games (55 starts), averaging 15.7 points, a team-high 12.7 rebounds, 1.9 assists and 2.77 blocks in 37.2 minutes ... Ranked among NBA leaders in blocks (3rd), minutes (25th) and double-doubles (14th/36) ... Recorded five games with 20+ rebounds and 14 games with 20+ points ... Posted three 20-point/20-rebound efforts (22 points, 22 rebounds 12/2 vs. Indiana, 22 points, 20 rebounds 12/28 at Phoenix, 20 points, 21 rebounds 1/23 vs. Sacramento) ... Led team in rebounding 50 times, blocks 45 times and scoring 13 times ... Totaled a season-high 26 points and 18 rebounds 11/2 vs. Golden State ... Posted a season-high 26 points and 12 rebounds 12/7 at Sacramento ... Totaled 10 points, 12 rebounds and a career-high nine blocks 1/19 vs. New Jersey ... Tallied 16 points, seven rebounds and a season-high six assists 3/28 at Utah ... Missed 26 games due to injury: One game with a left shin contusion (1/26), four games with flu-like symptoms (1/28 - 2/2), 13 games with a sore lower back (2/23 - 2/29, 3/10 - 3/25) and eight games with a sprained right ankle (4/2 - 4/16).

2006-07: Appeared in 75 games (66 starts), averaging 10.1 points, 7.8 rebounds, 1.1 assists and 1.55 blocks in 29.0 minutes ... Ranked among league leaders in rebounds (21st) and blocks (19th) ... Recorded 14 double-doubles, four 20+ point games and 18 games with 10+ rebounds ... Led team in rebounds 26 times, blocks 30 times and steals six times ... Tallied nine points and a season-high 15 rebounds 1/28 at Seattle ... Totaled a season-high tying 20 points, 13 rebounds and season-high tying six blocks 2/14 vs. Atlanta ... Posted nine points, 10 rebounds and a season-high seven assists 3/31 at Portland.



2005-06: Appeared in 78 games (all starts), averaging 11.9 points, 9.6 rebounds and 1.38 blocks in 32.8 minutes ... Ranked among NBA leaders in rebounds (9th), field goal percentage (12th/.523) and blocks (24th) ... Recorded 29 double-doubles (two 20-20 games), 49 double-figure scoring games, including 10 20+ point games, and 36 10+ rebound games ... Led team in scoring five times, rebounds 31 times and blocks 24 times ... Tallied 22 points and 22 rebounds 12/23 at Charlotte ... Totaled a season-high 25 points and 13 rebounds 1/6 at Sacramento ... Recorded a season-high 25 points and 10 rebounds 1/14 vs. Seattle ... Posted 24 points, a career-high 23 rebounds, career-high four steals and three blocks 3/13 vs. Minnesota ... Missed two games with a sprained left ankle (2/27, 3/1) and one game with a sore left knee (4/16) ... Appeared in 11 playoff games (10 starts), averaging 10.7 points and 8.0 rebounds in 29.5 minutes.

2004-05: Appeared in 63 games (50 starts), averaging 9.1 points and 6.7 rebounds in 25.9 minutes ... Posted 15 double-doubles ... Recorded 30 double-figure scoring games including four 20+ point contests ... Totaled 10+ rebounds 14 times ... Led team in rebounds 16 times and in blocks 19 times ... Scored a season-high 23 points (11-17 FG) 1/15 at Sacramento ... Totaled 14 points, a season-high 16 rebounds and season-high tying five blocks 1/26 vs. LA Lakers ... Missed 12 games due to injury: 11 with a left ankle sprain (11/3 - 11/21) and one with a sore lower back (4/16).

2003-04: Appeared in 82 games (61 starts), averaging 6.1 points, 5.6 rebounds and 0.89 blocks in 22.5 minutes ... Only Clipper to play in all 82 games ... Recorded six double-doubles ... Ranked 2nd among all rookies in blocks, 3rd in field goal percentage and 4th in rebounding ... Posted first career double-double with 12 points (5-6 FG) and a season-high 15 rebounds 11/22 at Minnesota ... Tallied a season-high 19 points and 12 rebounds 3/27 vs. Minnesota ... Totaled eight points (4-7 FG) and 7 rebounds in 19 minutes for the Rookie Team in the Rookie-Sophomore Game at All-Star Weekend in Los Angeles.

COLLEGE: Averaged 15.1 points, 8.5 rebounds and 2.2 blocks over his three-season collegiate career at Central Michigan ... Ranks seventh on CMU's all-time rebounding list (707) and 11th in scoring (1,250) while holding the CMU record for career field goal percentage (.608) ... One of only six players in CMU's 1,000-point, 600-rebound club ... As a junior, averaged 22.4 points, 12.0 rebounds and 3.2 blocks in 31 games ... Named Mid-American Conference Player of the Year and Defensive Player of the Year, Honorable Mention All-America by The Associated Press, First Team All-MAC as well as being named the MAC Tournament MVP as a junior ... Helped lead CMU to its first NCAA Tournament appearance since the 1987 season ... As a sophomore, averaged 11.8 points, 8.3 rebounds and 1.6 blocks in 24 games ... MAC All-Freshman team selection.

PERSONAL: Born April 28, 1982 in Grand Rapids, Michigan ... Full name is Christopher Zane Kaman ... Is a dual citizen of both the United States and Germany ... Acquired German citizenship in July 2008 (due to his great-grandparents German heritage) to play on the German National Team ... Played in eight games for Germany at EuroBasket 2011 in Lithuania, averaging 15.5 points (53.9 FG%) and 10.0 rebounds in 27.9 minutes ... In 2008, joined Dirk Nowitzki as a member of the German National Team and helped the squad qualify for the 2008 Summer Olympics in Beijing, the Germans' first Olympic berth since 1992 ... In five games at the 2008 Olympics, averaged 10.4 points, 6.0 rebounds and 19.8 minutes ... Married his girlfriend Emilie during the summer of 2010 ... Participated in the Junior Clippers and Fastbreak to Fitness programs during the 2009-10 season ... Hosts free basketball camps for local kids in his hometown during the off-season ... Met with students of the Most Valuable Pupils Program presented by Chevron prior to the Jan. 16, 2012, contest vs. Portland ... Met with students of the Youth Leadership Academy to congratulate them for being good leaders and motivate them to keep up the hard work during Jan. 2012.


CAREER 20-POINT/20-REBOUND GAMES (5)

Date	Opponent	Line
12/23/05	@ Charlotte	22 points, 22 rebounds
3/13/06	vs. Minnesota	24 points, 23 rebounds
12/2/07	vs. Indiana	22 points, 22 rebounds
12/28/07	@ Phoenix	22 points, 20 rebounds
1/23/08	vs. Sacramento	20 points, 21 rebounds

CAREER 20 REBOUND GAMES (7)

Date	Opponent	Line
12/23/05	@ Charlotte	22 points, 22 rebounds
3/13/06	vs. Minnesota	24 points, 23 rebounds
11/7/07	@ Indiana	15 points, 22 rebounds
11/21/07	vs. Denver	17 points, 21 rebounds
12/2/07	vs. Indiana	22 points, 22 rebounds
12/28/07	@ Phoenix	22 points, 20 rebounds
1/23/08	vs. Sacramento	20 points, 21 rebounds





JODIE MEEKS

#20 . GUARD . 6-4 . 210 . 4 YEARS PRO

BORN	HIGH SCHOOL	COLLEGE	RESIDENCE
August 21, 1987 (Nashville, TN)	Norcross HS (Norcross, GA)	Kentucky	Marina del Rey

CAREER / PLAYOFF HIGHS

	CAREER			PLAYOFFS		
PTS	31	vs.	Cleveland	13	vs.	Boston
MIN	43	@	Golden State	28	vs.	Miami
FG	11	vs.	Cleveland	4	vs.	Boston (twice)
FGA	19	@	Milwaukee	9	vs.	Boston
3FG	7	vs.	Denver (3 times)	2	@	Miami (3 times)
3FGA	12	vs.	Charlotte	6	@	Miami (twice)
FT	9	@	Denver	4	vs.	Boston (twice)
FTA	10	@	Denver	4	vs.	Boston (twice)
OFF. REB	3	vs.	Dallas (4 times)	2	vs.	Boston
DEF. REB	7	@	Golden State (6 times)	3	@	Miami
REB	8	vs.	New Jersey (3 times)	3	vs.	Miami (3 times)
AST	4	vs.	San Antonio (5 times)	2	vs.	Miami
STL	5	@	Atlanta	3	vs.	Boston
BLK	1	@	Orlando (17 times)	1	vs.	Chicago

CAREER REGULAR SEASON STATISTICS

Year	Team	G	GS	MIN	FG	FGA	PCT	3FG	3FGA	PCT	FT	FTA	PCT	OFF	DEF	TOT	A	PF	DQ	STL	TO	BLK	PTS	AVG
09-10	MIL-PHI	60	0	719	104	268	.388	42	132	.318	31	39	.795	9	90	99	39	52	0	18	25	5	281	4.7
10-11	PHI	74	64	2062	242	570	.425	138	348	.397	152	170	.894	21	150	171	78	97	0	63	60	4	774	10.5
11-12	PHI	66	50	1644	191	467	.409	97	266	.365	77	85	.906	17	144	161	54	82	0	40	29	3	556	8.4
12-13	LAL	78	10	1863	205	530	.387	122	342	.357	86	96	.896	37	134	171	69	103	0	58	52	5	618	7.9
TOTALS		278	124	6088	742	1835	.404	399	1088	.367	346	390	.887	84	518	602	240	334	0	179	166	17	2229	8.0

CAREER POSTSEASON STATISTICS

Year	Team	G	GS	MIN	FG	FGA	PCT	3FG	3FGA	PCT	FT	FTA	PCT	OFF	DEF	TOT	A	PF	DQ	STL	TO	BLK	PTS	AVG
10-11	PHI	5	5	125	13	31	.419	8	18	.444	5	6	.833	2	8	10	4	6	0	3	2	0	39	7.8
11-12	PHI	13	1	102	9	26	.346	3	13	.231	14	14	1.000	2	2	4	4	11	0	3	4	1	35	2.7
12-13	LAL	1	0	20	1	4	.250	0	2	.000	2	2	1.000	1	1	2	0	2	0	1	2	0	4	4.0
TOTALS		19	6	247	23	61	.377	11	33	.333	21	22	.955	5	11	16	8	19	0	7	8	1	78	4.1



JODIE MEEKS

How Acquired: Signed by the Lakers as a free agent August 13, 2012.

2012-13: Appeared in 78 games (10 starts), averaging 7.9 points, 2.2 rebounds, 0.9 assists and 0.74 steals in 21.3 minutes ... Scored 10+ points 26 times including 2 20+ point games ... Had 34 multiple 3-point field goal games ... Scored 21 points (career-high seven three-point field goals made on eight attempts) 11/30 vs. Denver ... Tallied 17 points and five rebounds 12/7 at Oklahoma City ... Scored 16 points 12/9 vs. Utah ... Recorded a season-high 24 points (9-14 FG, 4-7 3FG), five rebounds and season-high three steals 12/14 at Washington ... Scored 17 points 12/18 vs. Charlotte ... Posted 12 points and a season-high seven rebounds 12/22 at Golden State ... Totaled seven points and a career-high tying four assists 12/26 at Denver ... Scored 14 points (4-4 3FG) 2/8 at Charlotte ... Scored 16 points (all in 2nd half) 2/28 vs. Minnesota ... Scored 19 points (12 in 4th qtr on 4-5 FG, 4-4 3FG) 3/6 at New Orleans ... Scored 16 points 3/22 vs. Washington ... Tallied eight points, four rebounds and a career-high tying four assists 4/14 vs. San Antonio ... Missed three of four playoff games due to a sprained left ankle ... In one postseason appearance, totaled four points, two rebounds and a steal in 20 minutes.

CAREER: Selected in the second round (41st overall pick) by the Milwaukee Bucks in the 2009 NBA Draft ... Traded by Milwaukee to Philadelphia along with Francisco Elson in exchange for Primoz Brezec, Royal Ivey and a 2010 second round pick 2/18/10 ... Has posted 13 20+ point games and scored 30+ points once ... Owns 112 multiple three-point field goal games including 27 four-plus 3FGM games.

2011-12: Appeared in 66 games (50 starts), averaging 8.4 points, 2.4 rebounds and 0.8 assists in 24.9 minutes ... Scored in double-figures 24 times including four 20+ point games and one 30+ point contest ... Posted 25 multiple three-point field goal games including six games with four-plus 3FGM ... Scored 27 points (8-19 FG, 3-7 3FG, 8-9 FT) 4/25 at Milwaukee ... Scored a career-high 31 points (11-16 FG, 7-10 3FG, 2-2 FT) 3/27 vs. Cleveland ... Recorded 10 points and a career-high five steals 2/4 at Atlanta ... Totaled six points and a career-high tying eight rebounds 1/25 vs. New Jersey ... Tallied 26 points (10-11 FG, 6-7 3FG) 1/13 vs. Washington ... Posted 21 points (7-13 FG, 4-8 3FG) 1/6 vs. Detroit ... In 13 playoff games (one start), averaged 2.7 points, 0.3 rebounds and 0.3 assists in 7.8 minutes.

2010-11: Appeared in 74 games (64 starts) with Philadelphia, averaging 10.5 points, 2.3 rebounds and 1.1 assists in 27.9 minutes while shooting 42.5% from the floor, 39.7% from 3-point range and 89.4% from the line ... Made a team-high 138 three-point field goals ... Ranked fifth in the NBA in FT% (.894 FTs) and 14th in three point field goals made ... Scored in double-figures 37 times including five 20+ point games ... Scored 22 points (8-11 FG) 3/27 vs. Sacramento ... Tallied 22 points (5-8 3FG) six rebounds and three assists 3/16 at LA Clippers ... Recorded 117 points and a career-high eight rebounds 2/9 vs. Orlando ... Totaled 16 points and a career-high tying eight rebounds 2/8 at Atlanta ... Scored 24 points (8-11 FG) 1/7 vs. Chicago ... Scored 20 of his season-high 26 points in the first quarter 12/4 vs. Charlotte, making six of his seven three-pointers in the opening period ... Posted 21 points (5-8 3FG) 11/26 at Miami ... Appeared in five playoff games, averaging 7.8 points, 2.0 rebounds and 0.8 assists in 25.0 minutes while shooting .444 from behind the arc.

2009-10: Appeared in 60 games with Milwaukee and Philadelphia, averaging 4.7 points and 1.7 rebounds in 12.0 minutes while shooting 38.8% from the floor, 31.8% from 3-point range and 79.5% from the line ... In 19 games with the Sixers, averaged 5.9 points in 12.3 minutes (44.0% FGs and 38.0% 3FGs) ... Scored in double-figures eight times including two 20+ point games ... Scored a season-high tying 21 points (8-12 FG, 5-9 3FG) 4/12 vs. Miami ... Totaled 19 points, four rebounds and a season-high three assists 4/6 vs. Detroit ... Scored a season-high 21 points (9-17 FG, 3-7 3FG) 1/13 at Portland ... In third career NBA game, recorded 19 points (7-11 FG, 5-7 3FG) 11/7 vs. New York.

COLLEGE: Was an early entry candidate for the 2009 NBA Draft following his junior season at Kentucky ... Hold's UK's all-time single-season record for 3-pointers made (117) ... As a junior, became the first player in league history to earn four SEC Player of the Week honors in a season ... Led the SEC in scoring as a junior (23.7 ppg) and ranked sixth nationally ... Recorded the nation's top three scoring efforts in regulation (54, 46 and 45 points) in 2008-09 ... His 54 points at Tennessee set a UK single game record (connected on 10 3-point field goals in that game) ... Finished 33rd on school's career scoring list (1,246 points) ... All-SEC First Team and All-America Second Team (AP, Sporting News and USBWA) as a junior.

PERSONAL: Son of Orestes and Margaret Meeks ... Chose Kentucky over Alabama, Florida, Illinois, Notre Dame and Oklahoma State ... Led Norcross High School to Class AAAAA state championship, the first in school history, scoring 32 points and pulling down six rebounds in final game ... 2006 AJC Player of the Year ... Gwinnett Daily Post Player of the Year ... Atlanta Tipoff Club Metro Player of the Year and Player of the Month (February) ... Named to the GHSA All-Star Team and led the North Team to its first victory in over three years ... Averaged 23.7 ppg, 6.0 rpg, 4.2 apg his senior season.





NBA CAREER 20+ POINT GAMES (13)

Date	Opponent	Points
12/14/12	@ Washington	24 points (9-14 FG)
11/30/12	vs. Denver	21 points (7-9 FG)
3/27/12	vs. Cleveland	31 points (11-16 FG)
4/25/12	@ Milwaukee	27 points (8-19 FG)
1/13/12	vs. Washington	26 points (10-11 FG)
12/4/10	vs. Charlotte	26 points (9-16 FG)
1/7/11	vs. Chicago	24 points (8-11 FG)
3/27/11	vs. Sacramento	22 points (8-11 FG)
3/16/11	@ LA Clippers	22 points (7-12 FG)
1/6/12	vs. Detroit	21 points (7-13 FG)
11/26/10	@ Miami	21 points (8-13 FG)
4/12/10	vs. Miami	21 points (8-12 FG)
1/13/10	@ Portland	21 points (9-17 FG)

NBA GAMES WITH 5+ THREE-POINT FIELD GOALS (12)

Date	Opponent	Line	Points
3/6/13	@ New Orleans	5-9 3FG	19 points
12/18/12	vs. Charlotte	5-12 3FG	17 points
11/30/12	vs. Denver	7-8 3FG	21 points
3/27/12	vs. Cleveland	7-10 3FG	31 points
12/4/10	vs. Charlotte	7-10 3FG	26 points
1/13/12	vs. Washington	6-7 3FG	26 points
3/23/11	vs. Atlanta	5-6 3FG	15 points
3/16/11	@ LA Clippers	5-8 3FG	22 points
1/28/11	vs. Memphis	5-7 3FG	16 points
11/26/10	@ Miami	5-8 3FG	21 points
4/12/10	vs. Miami	5-9 3FG	21 points
11/7/09	vs. New York	5-7 3FG	19 points

TOP SCORING PERFORMANCES IN KENTUCKY HISTORY

Rank	Player	Opponent	Date	Points
1.	Jodie Meeks	at Tennessee	1/13/09	54
2.	Dan Issel	at Ole Miss	2/7/70	53
3.	Dan Issel	at LSU	2/21/70	51
	Cliff Hagan	vs. Temple	12/5/53	51
5.	Bob Burrow	vs. LSU	1/14/56	50
6.	Dan Issel	at Alabama	2/23/70	47
7.	Jodie Meeks	vs. Appalachian St.	12/20/08	46
8.	Jodie Meeks	at Arkansas	2/14/09	45
9.	Dan Issel	vs. Notre Dame	3/12/70	44
10.	Melvin Turpin	vs. Georgia	3/8/84	42
	Melvin Turpin	at Tennessee	1/31/83	42
	Dan Issel	vs. Auburn	3/2/70	42
	Mike Pratt	vs. Notre Dame	12/27/69	42
	Louie Dampier	at Vanderbilt	2/2/66	42
	Cliff Hagan	vs. Tennessee	3/1/52	42

SINGLE SEASON KENTUCKY 3-POINT FGM LEADERS

Rank	Player	Year	Pct.	3FGM	3FGA
1.	Jodie Meeks	2008-09	.406	117	288
2.	Travis Ford	1992-93	.529	101	191
3.	Derrick Miller	1989-90	.332	99	298
4.	Tony Delk	1993-94	.374	95	254
5.	Tony Delk	1995-96	.443	93	210
6.	Brandon Knight	2010-11	.377	87	231
7.	Patrick Sparks	2004-05	.376	82	218
8.	Keith Bogans	2002-03	.383	80	209
9.	Gerald Fitch	2003-04	.401	79	197
10.	Tony Delk	1994-95	.391	77	197

TOP 3-POINT FGM GAMES IN KENTUCKY HISTORY

Rank	Player	Opponent	Date	3FGM-FGA
1.	Jodie Meeks	at Tennessee	1/13/09	10-15
2.	Tony Delk	TCU	1/20/96	9-12
3.	Jodi Meeks	App. State	12/20/08	9-14
	Eric Bledsoe	E. Tennessee St	3/18/10	9-11
4.	Cameron Mills	Florida	2/1/98	8-14
	Derrick Miller	Tennessee	1/20/90	8-13
	Derrick Miller	N. Carolina	12/27/89	8-16
	Derrick Miller	Kansas	12/9/89	8-19





STEVE NASH

#10 . GUARD . 6-3 . 180 . 17 YEARS PRO

BORN	HIGH SCHOOL	COLLEGE	RESIDENCE
February 7, 1974 (Johannesburg, South Africa)	St. Michaels University School (Victoria, BC)	Santa Clara	Manhattan Beach

CAREER / PLAYOFF HIGHS

	CAREER			PLAYOFFS		
PTS	42	vs.	Washington (twice)	12/22/06	48 @ Dallas	5/15/05
MIN	55	@	New Jersey	12/7/06	51 @ Sacramento	5/10/03
FG	16	@	New Jersey	12/7/06	20 @ Dallas	5/15/05
FGA	27	@	Houston	3/6/09	28 @ Dallas	5/15/05
3FG	8	vs.	Denver	3/31/08	5 @ Dallas (4 times)	5/20/05
3FGA	15	vs.	Washington	12/22/06	10 @ Sacramento (twice)	5/10/03
FT	13	@	Sacramento (twice)	1/5/10	15 vs. Sacramento	5/13/03
FTA	16	vs.	Portland	12/11/01	16 vs. Sacramento	5/13/03
OFF. REB	4	@	Golden State (8 times)	3/25/13	5 @ Dallas	5/20/05
DEF. REB	11	vs.	Philadelphia	3/30/05	13 vs. Dallas	5/18/05
REB	13	vs.	Philadelphia	3/30/05	13 vs. Dallas	5/18/05
AST	22	@	New York	1/2/06	23 @ LA Lakers	4/29/07
STL	5	@	Boston	12/18/00	3 @ Dallas (3 times)	5/15/05
BLK	2	@	Minnesota (6 times)	2/1/13	2 vs. LA Clippers	5/16/06

CAREER REGULAR SEASON STATISTICS

Year	Team	G	GS	MIN	FG	FGA	PCT	3FG	3FGA	PCT	FT	FTA	PCT	OFF	DEF	TOT	A	PF	DQ	STL	TO	BLK	PTS	AVG
96-97	PHX	65	2	684	74	75	.423	23	55	.418	42	51	.824	16	47	63	138	92	1	20	63	0	213	3.3
97-98	PHX	76	9	1664	268	584	.459	81	195	.415	74	86	.860	32	128	160	262	145	1	63	98	4	691	9.1
98-99	DAL	40	40	1269	114	314	.363	49	131	.374	38	46	.826	32	82	114	219	98	2	37	83	2	315	7.9
99-00	DAL	56	27	1532	173	363	.477	60	149	.403	75	85	.882	34	87	121	272	122	1	37	102	3	481	8.6
00-01	DAL	70	70	2387	386	792	.487	89	219	.406	231	258	.895	46	177	223	509	158	0	72	205	5	1092	15.6
01-02	DAL	82	82	2837	525	1088	.483	156	343	.455	260	293	.887	50	204	254	634	164	0	53	229	4	1466	17.9
02-03	DAL	82	82	2711	518	1114	.465	111	269	.413	308	339	.909	63	171	234	598	134	0	85	192	6	1455	17.7
03-04	DAL	78	78	2612	397	845	.470	104	257	.405	230	251	.916	59	173	232	687	139	0	67	209	8	1128	14.5
04-05	PHX	75	75	2573	430	857	.502	94	218	.431	211	238	.887	57	192	249	861	136	0	74	245	6	1165	15.5
05-06	PHX	79	79	2796	541	1056	.512	150	342	.439	257	279	.921	47	286	333	826	120	1	61	276	12	1489	18.8
06-07	PHX	76	76	2682	517	971	.532	156	343	.455	222	247	.899	30	239	269	884	117	0	57	287	6	1412	18.6
07-08	PHX	81	81	2780	485	962	.504	179	381	.470	222	245	.906	28	254	282	898	113	0	53	295	5	1371	16.9
08-09	PHX	74	74	2484	428	851	.503	108	246	.439	196	210	.933	19	204	223	717	108	0	55	248	10	1160	15.7
09-10	PHX	81	81	2660	499	985	.507	124	291	.426	211	225	.938	34	234	268	892	108	0	42	295	12	1333	16.5
10-11	PHX	75	75	2497	399	811	.492	81	205	.395	227	249	.912	40	220	260	855	87	0	48	265	4	1106	14.7
11-12	PHX	62	62	1961	295	555	.532	55	141	.390	127	142	.894	26	160	186	664	53	0	38	229	8	772	12.5
12-13	LAL	50	50	1627	236	475	.497	57	130	.438	107	116	.922	26	116	142	333	70	0	30	126	5	636	12.7
TOTALS		1202	1043	37756	6285	12798	.491	1677	3915	.428	3038	3360	.904	639	2974	3613	10249	1964	6	892	3447	100	17285	14.4

CAREER POSTSEASON STATISTICS

Year	Team	G	GS	MIN	FG	FGA	PCT	3FG	3FGA	PCT	FT	FTA	PCT	OFF	DEF	TOT	A	PF	DQ	STL	TO	BLK	PTS	AVG
96-97	PHX	4	0	15	2	9	.222	1	4	.250	0	0	—	1	0	1	1	5	0	1	2	1	5	1.3
97-98	PHX	4	1	51	8	18	.444	1	5	.200	5	8	.625	2	8	10	7	7	0	2	3	0	22	5.5
00-01	DAL	10	10	370	45	108	.417	16	39	.410	30	34	.882	6	26	32	64	19	0	6	25	1	136	13.6
01-02	DAL	8	8	323	51	118	.432	20	45	.444	34	35	.971	7	25	32	70	20	0	4	30	0	156	19.5
02-03	DAL	20	20	729	115	257	.447	37	76	.487	55	63	.873	15	55	70	145	47	0	17	51	1	322	16.1
03-04	DAL	5	5	197	27	70	.386	6	16	.375	8	9	.889	6	20	26	45	14	0	4	12	0	68	13.6
04-05	PHX	15	15	610	140	269	.520	21	54	.389	57	62	.919	9	63	72	170	36	0	14	70	3	358	23.9
05-06	PHX	20	20	798	146	291	.502	32	87	.368	83	91	.912	9	64	73	204	38	0	8	67	5	407	20.4
06-07	PHX	11	11	413	74	160	.463	19	39	.487	41	46	.891	4	31	35	146	21	0	4	48	1	208	18.9
07-08	PHX	5	5	183	32	70	.457	6	20	.300	11	12	.917	1	13	14	39	10	0	2	12	1	81	16.2
09-10	PHX	16	16	539	99	191	.518	19	50	.380	67	75	.893	6	46	52	161	20	0	4	60	1	284	17.8
12-13	LAL	2	2	61	9	23	.435	0	3	.000	5	5	1.000	2	3	5	9	2	0	0	3	0	25	12.5
TOTALS		120	113	4288	749	1584	.473	178	438	.409	396	440	.900	68	354	422	1061	239	0	66	383	14	2072	17.3





HOW ACQUIRED: Acquired by the Lakers from the Phoenix Suns in exchange for first round draft picks in 2013 and 2015 as well as second round draft picks in 2013 and 2014 July 10, 2012.

2012-13: Appeared in 50 games (50 starts), averaging 12.7 points, 2.8 rebounds, 6.7 assists and 0.60 steals in 32.5 minutes ... Scored 10+ points 37 times including 4 20+ point games ... Handed out 10+ assists 10 times ... Recorded 8 double-doubles ... Ranked among 2012-13 league leaders in 3FG% (5th/438) ... Converted 107-of-116 free throws this season (.922) for a career total of 3038-for-3364 (.904167), ahead of Mark Price (2135-of-2362, .903895) for the best FT% in NBA history ... Posted 16 points, six rebounds and 11 assists 12/25 vs. New York ... Totaled 12 and 10 assists 1/1 vs. Philadelphia, posting the 500th 10+ assists game of his career (4th most all-time) ... Tallied 12 points and 10 assists 1/4 @ LA Clippers ... Posted 10 points and a season-high 13 assists 1/6 vs. Denver ... Recorded 10,000th career assist, finishing with 16 points and 10 assists 1/8 @ Houston ... Tallied 17 points, seven rebounds, seven assists and a career-high tying two blocks 2/1 at Minnesota ... Tallied 14 points and seven assists 2/20 vs. Boston, moving past Magic Johnson (10,141) for 4th on the NBA's all-time assists list ... Scored 20 points 2/24 at Dallas ... Posted 15 points and 10 assists 3/3 vs. Atlanta ... Scored 20 points 3/5 at Oklahoma City ... Scored a season-high 22 points (7-13 FG, 4-6 3FG) 3/8 vs. Toronto ... Posted 19 points and 12 assists 3/17 vs. Sacramento ... Totaled 21 points, a season-high nine rebounds and seven assists 3/25 at Golden State ... Missed 32 total games due to injury: 24 games with a non-displaced fracture, left leg (11/2-12/18) and 8 games with a strained right hamstring (4/2-4/17) ... Appeared in two playoff games (both starts), averaging 12.5 points, 2.5 rebounds and 4.5 assists in 30.4 minutes.

CAREER: Two-time NBA MVP (2004-05, 2005-06)... Eight-time NBA All-Star, two-time starter (2006, 2010) ... Three-time All-NBA First Team selection (2005, 2006, 2007) ... Second Team selection in 2008 ... Third Team selection in 2002 and 2003 ... Three-time NBA Western Conference Player of the Month (November 2002, November 2004, January 2007) ... Eight-time NBA Western Conference Player of the Week (12/16/01; 12/26/04; 2/13/05; 11/28/05; 1/8/06; 12/10/06; 1/21/07; 1/28/07) ... Only player in NBA history to shoot at least 50 percent from the field, 40 percent from three-point range and 90 percent from the free-throw line in four different seasons after doing so in 2005-06, 2007-08, 2008-09 and 2009-10 (only Nash and Bird have done so at least twice)... Fourth in NBA history in career assists (10,249) ... Only one other player has averaged 11 or more assists past the age of 33 (John Stockton in 1995-96); Nash has done so three times (2007-08, 2009-10, 2010-11) ... One of only five players in NBA history to total 800 or more assists in four consecutive seasons after doing so from 2004-05 to 2007-08 (John Stockton-10, Magic Johnson-9, Isiah Thomas-4, Oscar Robertson-4) ... 110 career efforts of 15 or more assists, 3rd most in NBA history behind John Stockton (293) and Magic Johnson (127) ... First all-time in career free-throw percentage (3038-of-3360, .904167) for his career (min. 1200 made), ahead of Mark Price (2135-of-2362, .903895) who ranks second all-time ... One of four players in NBA history to shoot 90 percent or better from the free throw line in eight different seasons (Ray Allen, Reggie Miller, Rick Barry) ... Has led the league in free throw percentage twice (2005-06, 2009-10) ... Made a single-season career-high 54 consecutive free-throws from Dec. 4, 2008-Jan. 23, 2009, a streak which spanned 20 games ... Ranks eighth all-time (428) in career three-point field goal percentage (minimum 250 made) ... 10th in NBA history with 1,677 career three-pointers made ... One of only two players in league history with 1,600 threes and 10,000 assists (Jason Kidd) ... Eight career 20-assist games ... Two career 20-20 games overall (Jan. 2, 2006 OT; Nov. 9, 2009) ... Three career triple-doubles: 11/17/03 vs. Portland (14 points, 10 rebounds, 12 assists); 3/30/05 vs. Philadelphia (12 points, 13 rebounds, 12 assists); 4/19/06 at Portland (16 points, 10 rebounds, 12 assists) ... Won his second consecutive NBA Most Valuable Player Award in 2005-06, one of 10 players in league history to capture the award in back-to-back seasons (Bill Russell, Wilt Chamberlain, Kareem Abdul-Jabbar, Moses Malone, Larry Bird, Magic Johnson, Michael Jordan, Tim Duncan, LeBron James) ... Also joined Hall of Famer Johnson as the only point guards in league history to capture multiple MVP trophies ... Joined Bob Cousy (1956-57), Oscar Robertson (1963-64), Magic Johnson (1986-87, 1988-89 and 1989-90), Michael Jordan (1990-91, 1992-93, 1995-96, 1997-98) and Allen Iverson (2000-01) as the only guards in league history to be named league MVP (later joined by Kobe Bryant in 2007-08 and Derrick Rose in 2010-11) ... Joined Hakeem Olajuwon (1993-94, Nigeria) as the only other international player to win the award (Nowitzki became the third in 2006-07) ... Originally selected by the Suns in the first round (15th pick overall) of the 1996 NBA Draft ... Traded to Dallas July 25, 1998 for Pat Garrity, Bubba Wells, Martin Murrspree and a future first-round pick (Shawn Marion) ... Signed by Phoenix as a restricted free agent July 14, 2004 and signed a contract extension with the Suns July 27, 2009 ... Former member of the Canadian National Team and was Canada's team captain at the 2000 Olympics in Sydney, Australia.

2011-12: Western Conference All-Star ... Appeared in 62 games (all starts), averaging 12.5 points, 3.0 rebounds and 10.7 assists in 31.6 minutes ... Moved into 5th on the NBA's all-time assist list, passing Oscar Robertson on April 21 ... Led all NBA guards in field goal percentage (9th overall), shooting a career high from the field (.532) ... Made two game-winning field goals (2/7 at Milwaukee, 4/4 at Utah) ... Ranked second among league leaders in assists (10.7) and first in total assists (664) ... Posted 28 double-doubles (most among NBA guards) ... Recorded six 20-10 games ... 41 double-digit assist efforts overall led NBA (Rondo-35) ... 11 efforts of 15 or more assists led NBA ... Scored 20+ points nine times including one 30+ point game ... Finished season ranked 2nd all-time in career free-throw percentage (2931-of-3244 (.903514) for his career, behind leader Mark Price (2135-of-2362, .903895)) ... Recorded as many or more assists than the entire opposing team twice (12/26, 3/1) ... Missed four games (Jan. 13, right quad contusion; Jan. 30, left quad contusion; Feb. 14, March 15, rest).

2010-11: Appeared in 75 games (all starts), averaging 14.7 points, a league-best 11.4 assists and 3.5 rebounds in 33.3 minutes ... NBA assist leader for the fifth time in the last seven seasons (2nd straight season) ... Finished as the league leader in double-digit assist games (51) and 15-assist games (20) ... Joined Jason Kidd and John Stockton as just the third player in NBA history to lead the league in assists in five different seasons ... Finished the season as the NBA's all-time leader in career free-throw percentage (2804-of-3102, .903933 FT%), just ahead of Mark Price (2135-of-2362, .903895 FT%) ... Led all NBA guards with 41 double-doubles ... On March 22, recorded his 8th 20-assist game, joining Magic Johnson, Stockton and Oscar Robertson as the only players in NBA history with a 20-assist game in six different seasons ... Also became oldest player in NBA history to record a 20-assist game (37 years, 43 days), besting Lenny Wilkens by a year and 13 days ... On February 25, became the 7th player in NBA history to record 9,000 career assists ... On February 7, became just the 11th player in NBA history to record 6,000 assists or more with a single team, joining Bob Cousy, John Havlicek, Thomas, Johnson, Jerry West, Payton, Maurice Cheeks, Robertson, Stockton and Kevin Johnson ... On November 28, became the 13th player in NBA history with 1,500 three-pointers made.



- 2009-10:** Second Team All-NBA ... Western Conference All-Star (starter) ... Appeared in 81 games (all starts), averaging 16.5 points and an NBA-best 11.0 assists in 32.8 minutes ... Shot .507 from the field (23rd-NBA, 2nd-NBA guards), .426 from three-point range (10th-NBA) and an NBA-best, franchise-record and career-high .938 from the free-throw line... Oldest player in NBA history to lead the league in assists (4th time leading league overall in assists) ... Fifth player in NBA history to lead the league in assists in four different seasons (since 1969-70 when leader was first based on assist average) ... On January 25, became 8th player in NBA history to reach 8,000 career assists and 7th with both 14,000 career points and 8,000 assists ... Registered 20-assist games (10/30 vs. Golden State, 11/9 at Philadelphia) ... Already only player in NBA history to shoot at least 50% from field, 40% from 3-point range and 90% from free-throw line in a single season by qualifiers in each category three different times, did so a record fourth time in 2009-10 (Larry Bird-2, Reggie Miller, Mark Price, Dirk Nowitzki) ... Led NBA in free-throw percentage for second time in career (2005-06) and shot better than 90 percent from the line for the 6th time, something only four other players in NBA history have done ... Converted 13-of-13 free throws 1/5 at Sacramento (his most FTM without a miss in a single game) ... Led all guards and ranked fifth league-wide with 49 double-doubles (14 20-10 games, one 20-20 game (11/9 at Philadelphia)) ... Scored 20+ points 26 times and 30+ points five times ... Recorded 10+ assists 54 times (20+ assists twice) ... Recorded as many or more assists than the entire opposing team nine times ... Registered two game winners and now has eight in career (10/28 at LA Clippers, 11/15 vs. Toronto) ... In the 2010 Playoffs, averaged 17.8 points and 10.1 assists in 16 games.
- 2008-09:** Appeared in 74 games (all starts), averaging 15.7 points (50% FG, 44% 3FG, 93% FT), 3.0 rebounds and 9.7 assists in 33.6 minutes ... First player in NBA history to shoot 50 percent from the field (50%), 40 percent from three-point range (44%) and 90 percent from the free-throw line (93%) in three different seasons ... Became the 13th player in NBA history to record 7,000 career assists 12/25/08 vs. San Antonio ... Posted fifth career 20-assist game (21) 2/8/09 at Detroit ... Became the 11th player in NBA history to accumulate 13,000 points and 7,000 assists 3/3/09 vs. Orlando ... Out-assisted the opposition's entire team on three occasions ... Set a single-season career high with 54 straight successful free throws ... Posted 28 double-doubles ... Scored 20+ points 23 times and 30+ points once.
- 2007-08:** Second Team All-NBA ... Western Conference All-Star ... Appeared in 81 games (all starts), averaging 16.9 points (50% FG, career-high 47% 3FG, 91% FT), 3.5 rebounds and 11.1 assists in 34.3 minutes ... Became the first player since Magic Johnson in 1990-91 to average 11 or more assists and NOT lead the league in assists ... Joined Larry Bird as the only players in league history to shoot at least 50 percent from the field, 40 percent from three-point range and 90 percent from the free-throw line in multiple seasons ... The only NBA player in the top 25 in FG%, 3FG% and FT% ... Set a new career high with eight three-pointers 3/31 vs. Denver ... Made a franchise-record 74 straight free throws, dating back to the 2006-07 season ... Led the Suns with 48 double-doubles ... Averaged a double-double for the fourth consecutive season, joining Dwight Howard as the only two players in the NBA to do so ... In the 2008 NBA Playoffs, averaged 16.2 points, 2.8 rebounds and 7.8 assists in 36.6 minutes.
- 2006-07:** First Team All-NBA ... Western Conference All-Star ... Appeared in 76 games (all starts), averaging 18.6 points (career-high .532 FG%), 3.5 rebounds and a career-high 11.6 assists in 35.3 minutes ... First NBA player since Magic Johnson (1990-91) to average at least 18 points (18.6) and 11 assists (11.6) ... Highest assist average since John Stockton (12.5) in 1994-95 ... Led league in assists for third consecutive year (2004-07) ... Fifth player in NBA history to lead league in assists in at least three consecutive seasons (9, John Stockton, 1987-96; 8, Bob Cousy, 1952-60, 3, Oscar Robertson, 1963-66; 3, Jason Kidd, 1998-01) ... Only NBA player ranked in the top 25 in scoring, field goal percentage, three-point field goal percentage and free throw percentage ... Led all NBA guards in field goal percentage (.532) and three-point field goal percentage (.455) ... Including 2006-07, a Nash-led team led the league in scoring for the sixth consecutive season (2004-07 with Phoenix, 2001-04 with Dallas) ... In the 2007 Playoffs, averaged 18.9 points, 3.2 rebounds and 13.3 assists in 11 games ... Became just the fourth NBA player to average 13 assists per game (min. 10 games) in one postseason (13.3), joining Magic Johnson (1984-86), John Stockton (1988, 1992) and Johnny Moore (1983).
- 2005-06:** NBA Most Valuable Player (second consecutive) ... First Team All-NBA ... Western Conference All-Star (starter) ... Appeared in 79 games (all starts), averaging a career-high 18.8 points (29th in NBA), 4.2 rebounds and 10.5 assists in 35.4 minutes ... Ranked among league's most accurate shooters in FG% (.512/16th), 3-point FG% (.439/6th) and FT% (.921/1st) ... Only the ninth player ever to win back-to-back MVP titles and only the third guard (Magic Johnson, Michael Jordan) ... Became only the fourth player (Reggie Miller in 1993-94, Mark Price in 1988-89 and Larry Bird in 1986-87 and 1987-88) in NBA history to shoot at least 50% from the field, 40% from behind the arc and 90% from the foul line (while meeting NBA statistical minimums) ... Led NBA in assists (10.5) for the second year in a row ... Averaged 20.4 points (.502 FG%, .368 3FG%, .912 FT%) and 10.2 assists in 39.9 minutes in 20 games in 2006 NBA Playoffs ... Third player (Magic Johnson (7 times), John Stockton (3 times)) to post double figures in assists in seven consecutive playoff games (May 12-26, 2006) and first to do so since Stockton did it in the 1996 NBA Playoffs.
- 2004-05:** NBA Most Valuable Player ... First Team All-NBA ... Western Conference All-Star ... Appeared in 75 games (all starts), averaging 15.5 points, 3.3 rebounds and an NBA-best 11.5 assists in 34.3 minutes ... Ranked among the NBA's most accurate shooters: .502 FG% (T20th), .431 3FG% (6th), .887 FT% (6th) ... Posted highest assists average (11.5) in NBA since John Stockton averaged 12.3 in 1994-95 ... Only NBA player to average double figures in assists ... One of three guards to shoot 50 percent or better from the field (.502) ... Won PlayStation Skills Challenge at 2005 All-Star Weekend ... Had 16 20-point, 10-assist games ... Scored 30+ points twice ... Posted 49 double-doubles including second career triple-double with 12 points, a career-high 13 rebounds and 12 assists in 27 minutes 3/30 vs. Philadelphia ... Recorded 10+ assists 59 times and 15+ assists 11 times ... Scored a season-high 33 points 2/8 at Sacramento ... WC Player of the Month for November ... WC Player of the Week (2/14, 12/27) ... Handed out a season-high 18 assists three times: 11/16 at Dallas, 11/21 at LA Clippers and 2/14 vs. Utah ... Missed six games due to injury and was a DNP-CD in season finale 4/20 at Sacramento ... In 15 playoff games, averaged 23.9 points, 4.8 rebounds and 11.3 assists ... First player in NBA history to post four straight games of 25 points and 10 assists in the postseason (May 18-24) ... Joined Chamberlain and Jordan as only players to score 40+ points in one playoff game and then collect a triple-double in the next game ... Scored playoff career-high 48 points 5/15 at Dallas ... Recorded a 34-point, career playoff-high 13-rebound, 12-assist triple-double 5/18 vs. Dallas.
- 2003-04:** Appeared in 78 games (all starts), averaging 14.5 points, 3.0 rebounds and 8.8 assists in 33.5 minutes ... Among NBA leaders, ranked third in assists, first in assists per 48 minutes (12.6), sixth in assists per turnover ratio (3.29), second in free throw percentage (.916), tied for 11th in three-point field goal percentage (.405) and 32nd in field goal percentage (.470) ... Scored in double figures 60 times, 20 or more 16 times and had 28 double-doubles with one triple-double ... Handed out an NBA season-high 19 assists 4/1 vs. Sacramento ... Scored a season-high 31 points (11-17 FG, 3-4 3FG, 6-7 FT) 3/30 vs. Cleveland ... Recorded first career triple-double with 14 points, 12 assists and a season-high 10 rebounds 11/17 vs. Portland ... Tied the Mavericks franchise record for most three-pointers made without a miss in a single game with five 11/11 vs. New Orleans.
- 2002-03:** Third Team All-NBA ... Western Conference All-Star ... Appeared in 82 games (all starts), averaging 17.7 points, 2.9 rebounds and 7.3 assists in 33.1 minutes ... Led team in scoring 17 times and in assists 63 times ... Scored 10+ points 72 times and 20+ points 30 times ... Named NBA Co-Player of the Month in November ... Ranked third in the NBA in free throw percentage, sixth in three-point percentage, eighth in assists per game, 36th in scoring and 37th in field goal percentage ... Established a Mavericks franchise record with 49 consecutive free throws made from 12/2 - 12/2 and then made 47 straight from 1/2 - 1/23 ... Recorded 19 double-doubles ... Scored a season-high 32 points 1/17 at Phoenix.





STEVE NASH

- 2001-02:** Third Team All-NBA ... Western Conference All-Star ... Appeared in 82 games (all starts), averaged 17.9 points, 3.1 rebounds and 7.7 assists in 34.6 minutes ... NBA Player of the Week (12/10) ... Scored in double figures 69 times with 20+ points 36 times and 30+ points six times ... Led team in scoring 11 times, in assists 66 times and in steals 17 times ... 21 games of double figure assists ... Ranked 34th in the NBA in points per game, ninth in assists, fifth in free throw percentage, 25th in field goal percentage and fifth in three-point field goal percentage ... Made the game winning three-pointer with 0.6 seconds on the clock in overtime 12/26 at San Antonio ... Scored a season-high 39 points 12/11 vs. Portland ... Recorded 20 double-doubles ... Totaled 19 points and a season-high 15 assists 3/7 vs. Toronto ... Narrowly missed first career triple-double with 16 points, a season-high nine rebounds and nine assists 3/3 at Denver.
- 2000-01:** Appeared in 70 games (all starts), averaging 15.6 points, 3.2 rebounds and 7.3 assists in 34.1 minutes ... Missed 10 total games due to a sore left hamstring (11/11/01-1/20/01 and 2/3/01-2/13/01) ... Missed the L.A. Lakers game (12/3/00) and Houston game (12/5/00) due to a bruised right calf ... Ranked fourth among league leaders in free throw percentage (.895) and 11th in assists (7.3) ... Led team in scoring eight times ... Scored in double figures 57 times and had 20+ points 19 times ... Had 10 or more assists 14 times ... Had 12 double-doubles (all point-assist) ... Scored a season-high 31 points (10-22 FGs, 3-9 3FGs) 2/20 vs. LA Lakers ... Recorded a career-high five steals 12/18 at Boston ... Handed out a season-high 17 assists 11/20 at Utah ... In 10 playoff games (all starts), averaged 13.6 points, 3.2 rebounds and 6.4 assists in 37.0 minutes.
- 1999-2000:** Appeared in 56 games (27 starts), averaging 8.6 points, 4.9 assists and 2.2 rebounds in 27.4 minutes ... Missed 25 games with a right ankle tendon strain ... Scored in double figures 24 times ... Posted six double-doubles ... Posted a season-high 11 assists twice - 3/16 at San Antonio and 3/27 at Utah.
- 1998-99:** Appeared in 40 games (40 starts), averaging 7.9 points and 5.5 assists in 31.7 minutes ... Led Mavericks with 219 assists and ranked second in free throw percentage (.826) ... Missed the final 10 games of the season due to a lower back strain ... Scored in double figures 12 times and handed out 10+ assists five times.
- 1997-98:** Appeared in 76 games (9 starts), averaging 9.1 points, 2.1 rebounds and 3.4 assists in 21.9 minutes ... Ranked 13th in the NBA in three-point field goal percentage (.415) ... Bettered rookie numbers by 5.8 points, 1.1 rebounds, and 1.3 assists.
- 1996-97:** Appeared in 65 games (2 starts), averaging 3.3 points on .423 shooting with 2.1 assists in 10.5 minutes as a rookie ... Tallied 17 points, 12 assists and seven rebounds 11/14 at Vancouver ... Posted the second-best ever three-point percentage for a Suns rookie (.418).

COLLEGE: At Santa Clara, was twice named the West Coast Conference Player of the Year (1994-95, 1995-96), becoming the first Bronco to do so since Kurt Rambis ... Finished career as the Bronco's all-time leader in career assists (510), free throw percentage (.862) and three-point field goals made and attempted (263-656) ... Third on the school's all-time scoring list (1,689) ... Holds Santa Clara's single-season free throw percentage record (.894) ... Named Honorable Mention All-America as a senior by The Associated Press and the USBWA ... Two-time Wooden Award candidate ... Averaged 17.0 points, 6.0 assists and 3.5 rebounds as a senior ... Only the fourth player in WCC history to lead the conference in scoring and assists in the same season, a feat first accomplished by John Stockton ... The first freshman named MVP of the WCC Tournament ... Scored 40 points (8-17 3FG) at Gonzaga in 1995 ... Was 21-21 from the free throw line against St. Mary's in 1995 ... Connected on six straight free throws in the final 31 seconds to top Arizona in the 1993 NCAA Tournament as a freshman ... Played for the Canadian National Team in 1993 and won a silver medal after a loss to Team USA in the World University Games ... Played for British Columbia in the 1993 Canada Games, winning a bronze medal.

PERSONAL: Full name is Stephen John Nash ... He has twin daughters, Lola and Bella, born in October 2004, and one son, Matteo, born in November 2010 ... Father, John, played professional soccer in South Africa and England ... Mother is Jean ... Brother, Martin, played professional soccer for the Vancouver Whitecaps, then of the United Soccer League, and also played first division in England and for the Canadian National Team ... Has one sister, Joann, who is married to Vancouver Canucks Manny Malhotra ... For his success on the court and his many humanitarian efforts, was named to the Order of Canada in Dec. 2007, his home nation's highest civilian honor ... Recipient of the 2007 J. Walter Kennedy Citizenship Award ... Received the Naismith Foundation Sportsmanship Award (2006) ... Two-time winner of the Lionel Conacher Award as the Canadian Press' male athlete of the year (2005, 2002) ... Unanimous winner of the Lou Marsh Award, the prize given to Canada's top athlete (2005) ... Winner of the 2011 International Award given by the St. Boniface Hospital Foundation of Winnipeg, an honor previously won by Mother Theresa and former President Jimmy Carter ... Named one of Time Magazine's 100 most influential people (2006) ... Nash and his foundation received the 2008 Steve Patterson Award for Excellence in Sports Philanthropy ... Honored with his own Wheaties box (3rd Canadian ever (Wayne Gretzky, Mario Lemieux)) ... Accepted an honorary Doctor of Laws degree from the University of Victoria in September 2009 ... Received the 2011 Sport for Social Change Award from Street Soccer USA, a national organization that teaches job and life skills to homeless ... Two-time PlayStation Skills Champion on NBA All-Star Saturday (2005, 2010) ... Selected to carry the Olympic torch on its path to the 2010 winter games in his home province ... One of four Canadian sports legends selected to light the cauldron at the opening ceremonies of the 2010 Olympic Winter Games in Vancouver, along with Catriona LeMay Doan, Nancy Green and Wayne Gretzky ... Steve Nash Foundation events have raised over \$1 million, and have included the Steve Nash Foundation Charity Classic, the Steve Nash Roast in Phoenix, the annual "Showdown in Chinatown" celebrity soccer exhibition in New York City, the bi-annual "Showdown in Vancouver" ... Summer 2011 opened the Educare Arizona Early Childhood Education and Health Center in Phoenix, a facility that provides 200 low-income children with full-day, full-year care and education ... Helped raise over \$2.5 million for the inaugural Yao/Nash Charity Gala event, a charity basketball game in Sept. 2007 in Beijing, China ... Sponsor of the Steve Nash Youth Basketball League in British Columbia that has grown to over 10,000 participants ... Co-owner of Major League Soccer's Vancouver Whitecaps ... In February 2008, became an investor in the eight-team Women's Professional Soccer League, debuted in spring 2009 ... Interest in filmmaking led to his own production company, "Meathawk" ... Along with cousin Ezra Holland and in conjunction with ESPN's 30-for-30 documentary series, codirected "Into the Wind," the story of Canadian hero Terry Fox, which debuted at the 2010 Toronto International Film Festival ... Has also produced and directed commercial spots for Nike, Vitamin Water and EA Sports ... In 2007, opened the first of several Steve Nash Sports Club in Vancouver, the first sports gym to aspire to meet standards for energy conservation and environmentally friendly practices ... In Feb. 2008, debuted new Nike "Trash Talk" shoe, made from the wasted manufacturing scraps of other shoes ... Numerous corporate partners include Nike, Vitamin Water, Flip Video, Ortsbo, a social media translation service, and most recently Canada-based health food company Liquid Nutrition ... Has also partnered with Canadian-based computer manufacturer MDG Computers, Inc, and used those proceeds to help fund an intensive care post-operative pediatric cardiology ward and a pre-cancer screening and treatment clinic in Paraguay ... Grew up in Victoria, British Columbia, and also played hockey, lacrosse and soccer ... An avid fan of English soccer, his favorite club is Tottenham ... Subject of the book "Long Shot: Steve Nash's Journey to the NBA," by Jeff Rudd ... Averaged 21.3 points, 11.2 assists and 9.1 rebounds as a senior at St. Michaels University High in Victoria, British Columbia ... His Santa Clara No. 11 jersey was retired at his alma mater on Sept. 18, 2006, the first jersey raised to the rafters at the Leavey Center ... College major was sociology ... Born in Johannesburg, South Africa, and moved to Canada at the age of 18 months ... stevenash.org.





CAREER REG. SEASON 30+ POINT GAMES (39)

Date	Opponent	Points
12/22/06	vs. Washington	42 points
12/7/06	at New Jersey	42 points
12/11/01	vs. Dallas	39 points
1/22/08	at Milwaukee	37 points
12/29/09	at Golden State	36 points
3/31/08	vs. Denver	36 points
1/12/08	vs. Milwaukee	35 points
12/31/06	at Detroit	35 points
11/7/07	at Atlanta	34 points
2/8/05	at Sacramento	33 points
1/31/02	vs. Houston	33 points
12/20/01	vs. Milwaukee	33 points
3/6/09	at Houston	32 points
12/5/09	vs. Sacramento	32 points
2/6/08	vs. New Orleans	32 points
3/14/07	at Dallas	32 points
1/17/03	at Phoenix	32 points
3/29/09	at Sacramento	31 points
3/11/06	vs. Minnesota	31 points
2/6/06	vs. Minnesota	31 points
11/30/05	vs. Indiana	31 points
3/30/04	vs. Cleveland	31 points
1/22/02	at Houston	31 points
12/2/01	at Sacramento	31 points
2/20/01	vs. LA Lakers	31 points
2/1/12	at New Orleans	30 points
1/11/10	vs. Milwaukee	30 points
1/5/10	at Sacramento	30 points
11/3/09	at Miami	30 points
11/9/07	at Miami	30 points
11/4/07	vs. Cleveland	30 points
3/17/06	at San Antonio	30 points
1/23/05	vs. New Jersey	30 points
11/1/05	vs. Dallas	30 points
3/17/04	vs. Atlanta	30 points
12/4/03	vs. LA Lakers	30 points
11/16/02	at New Jersey	30 points
11/4/02	vs. Golden State	30 points
3/19/02	vs. LA Lakers	30 points

CAREER 20+ ASSIST GAMES (9)

Date	Opponent	Line
1/2/06	at New York	28 points, 22 assists
12/5/06	vs. Sacramento	11 points, 20 assists
1/11/07	vs. Cleveland	4 points, 21 assists
*4/29/07	at LA Lakers	17 points, 23 assists
1/17/08	at LA Lakers	13 points, 20 assists
10/30/09	vs. Golden State	18 points, 20 assists
11/9/09	at Philadelphia	21 points, 20 assists
2/8/09	at Detroit	15 points, 21 assists
3/22/11	at LA Lakers	19 points, 20 assists

CAREER TRIPLE-DOUBLES (3)

Date	Opponent	Line
11/17/03	vs. Portland	14 points, 10 rebounds, 12 assists
3/30/05	vs. Philadelphia	12 points, 13 rebounds, 12 assists
4/19/06	at Portland	16 points, 10 rebounds, 12 assists

NBA ALL-TIME ASSISTS LIST

Player	Assists	AVG.	YRS.
John Stockton	15,806	10.5	19
Jason Kidd	12,091	8.7	19
Mark Jackson	10,334	8.0	17
Steve Nash	10,249	8.5	17
Magic Johnson	10,141	11.2	13
Oscar Robertson	9,887	9.5	14
Isiah Thomas	9,061	9.3	13
Gary Payton	8,966	6.7	17
Rod Strickland	7,987	7.3	17
Andre Miller	7,956	7.1	14

NBA ALL-TIME FREE THROW % LIST (1,200 FTM MIN.)

Player	FTM	FTA	%
Steve Nash	3,038	3,360	.90416
Mark Price	2,135	2,362	.90390
Rick Barry	3,818	4,243	.900
Peja Stojakovic	2,237	2,500	.895
Chauncey Billups	4,486	5,017	.8942
Ray Allen	4,293	4,804	.8936
Calvin Murphy	3,445	3,864	.892
Scott Skiles	1,548	1,741	.889
Reggie Miller	6,237	7,026	.888
Larry Bird	3,960	4,471	.886

NBA ALL-TIME 3-POINT % LIST (250 3FGM MIN.)

Player	3FGM	3FGA	%
Steve Kerr	726	1,599	.454
Stephen Curry	644	1,443	.4463
Hubert Davis	728	1,651	.4409
Drazen Petrovic	255	583	.437
Jason Kapono	457	1,054	.434
Steve Novak	496	1,146	.433
Tim Legler	260	603	.431
Steve Nash	1,677	3,915	.428
B.J. Armstrong	437	1,026	.425
Danny Green	292	688	.424

NBA ALL-TIME THREE-POINT FIELD GOALS MADE LIST


Player	3FGM
Ray Allen	2,857
Reggie Miller	2,560
Jason Kidd	1,988
Jason Terry	1,911
Paul Pierce	1,823
Chauncey Billups	1,816
Peja Stojakovic	1,760
Rashard Lewis	1,741
Dale Ellis	1,719
Steve Nash	1,677

NBA ALL-TIME 50%-40%-90% SEASONS

Year	Player	FG%	3FG%	FT%
1986-87	Larry Bird	.525	.400	.910
1987-88	Larry Bird	.527	.414	.916
1988-89	Mark Price	.526	.441	.901
1993-94	Reggie Miller	.503	.421	.908
2005-06	Steve Nash	.512	.439	.921
2006-07	Dirk Nowitzki	.502	.416	.904
2007-08	Steve Nash	.504	.470	.906
2008-09	Steve Nash	.503	.439	.933
2009-10	Steve Nash	.507	.426	.938
2012-13	Kevin Durant	.510	.414	.905



* Playoffs



ROBERT SACRE

#50 . CENTER . 7-0 . 260 . 1 YEAR PRO

BORN	HIGH SCHOOL	COLLEGE	RESIDENCE
June 6, 1989 (Baton Rouge, LA)	Handsworth Secondary (N. Vancouver, BC)	Gonzaga	Redondo Beach

CAREER / PLAYOFF HIGHS

	CAREER			PLAYOFFS	
PTS	10 @ Houston	1/8/13	-	-	-
MIN	28 @ Houston	1/8/13	3	vs. San Antonio	4/28/13
FG	4 @ Houston	1/8/13	-	-	-
FGA	10 @ Houston	1/8/13	1	vs. San Antonio	4/28/13
3FG	-	-	-	-	-
3FGA	-	-	-	-	-
FT	2 @ Brooklyn (3 times)	2/5/13	-	-	-
FTA	2 @ Brooklyn (5 times)	2/5/13	-	-	-
OFF. REB	3 vs. Oklahoma City	1/11/13	-	-	-
DEF. REB	3 vs. Cleveland (3 times)	1/13/13	1	vs. San Antonio	4/28/13
REB	4 vs. Oklahoma City (twice)	1/11/13	1	vs. San Antonio	4/28/13
AST	1 @ Boston (6 times)	2/7/13	-	-	-
STL	-	-	1	vs. San Antonio	4/28/13
BLK	4 @ Houston	1/8/13	-	-	-

CAREER REGULAR SEASON STATISTICS

Year	Team	G	GS	MIN	FG	FGA	PCT	3FG	3FGA	PCT	FT	FTA	PCT	OFF	DEF	TOT	A	PF	DQ	STL	TO	BLK	PTS	AVG
12-13	LAL	32	3	203	18	48	.375	0	0	---	7	11	.636	9	25	34	6	38	1	0	10	10	43	1.3
TOTALS		32	3	203	18	48	.375	0	0	---	7	11	.636	9	25	34	6	38	1	0	10	10	43	1.3

CAREER POSTSEASON STATISTICS

Year	Team	G	GS	MIN	FG	FGA	PCT	3FG	3FGA	PCT	FT	FTA	PCT	OFF	DEF	TOT	A	PF	DQ	STL	TO	BLK	PTS	AVG
12-13	LAL	2	0	4	0	1	.000	0	0	---	0	0	---	0	2	2	0	0	0	1	0	0	0	0.0
TOTALS		2	0	4	0	1	.000	0	0	---	0	0	---	0	2	2	0	0	0	1	0	0	0	0.0


HOW ACQUIRED: Selected by the Lakers in the second round (60th overall) of the 2012 NBA Draft.

2012-13: Appeared in 32 games (3 starts), averaging 1.3 points, 1.1 rebounds, 0.2 assists and 0.31 blocks in 6.3 minutes ... Scored 10+ points once ... Played first NBA minute 10/31 at Portland ... Scored first NBA points (2 points, 1-1 FG) 11/4 vs. Detroit ... Tallied four points (2-2 FG), a career-high tying four rebounds and a block 12/14 at Washington ... In first career start, posted career-highs in points (10) and blocks (4) 1/8 at Houston ... Posted six points and a career-high tying four rebounds 1/11 vs. Oklahoma City ... **D-League:** In seven games with the LA D-Fenders (all starts), averaged 11.4 points, 8.4 rebounds, 0.6 assists and 1.4 blocks in 32.6 minutes.

COLLEGE: Finished career with 1,270 points at Gonzaga (21st all-time) and 679 rebounds (6th all-time) ... 2011-12: First Team All-West Coast Conference ... WCC Defensive Player of the Year ... Averaged 11.6 ppg and 6.3 rpg ... 60 blocks ranked 4th all-time (also holds the 2nd and 3rd spots on single-season Gonzaga list) ... 186 career blocks rank 2nd on Bulldogs career list ... 2010-11: Played for Canada in 2010 FIBA World Championships (Turkey), averaging 2.4 ppg, 2.0 rpg ... First Team All-WCC ... 66 blocks rank 2nd on single-season list ... Fourth player to block 100 shots in career at Gonzaga (Casey Calvary, Austin Daye, Ronny Turiaf) ... 2009-10: Trained with Canada Basketball as member of Senior Men's National Team (June, 2009) ... Scored in double-figures 19 times including 13 points against Florida State in NCAA Tournament first-round victory and 17 points in second-round loss to No. 1 seed Syracuse ... Led team with 65 blocked shots (2nd on Zags single-season list behind Daye's 70 in 2009) ... 2008-09: Reinjured right foot (previous stress fracture) in December ... Took a medical redshirt ... 2007-08: Appeared in 28 games as a freshman, averaging 2.9 points and 1.9 rebounds in 9.6 minutes.

PERSONAL: Father, Greg LaFleur, a former tight end at LSU, was selected in the 3rd round of the 1981 NFL Draft by the Philadelphia Eagles ... LaFleur played for Philadelphia, the St. Louis Cardinals and Indianapolis Colts from 1981-86 ... Mother, Leslie Sacre, played basketball at LSU ... Attended Handsworth Secondary School in N. Vancouver, BC, leading school to the title of the 61st AAA Provincial Championships as a junior ... Member of Canadian Jr. National Team at Global Games (Dallas) and in World Championship Qualifiers (San Antonio) in summer of 2006 ... Participated in Canada Basketball's 2005 Nike Centre for performance ... Member of British Columbia's U17 team ... Called to senior national team for first time to participate at 2010 FIBA World Championship in Turkey.







NICK YOUNG

#0 . FORWARD/GUARD . 6-7 . 210 . 6 YEARS PRO

<u>BORN</u>	<u>HIGH SCHOOL</u>	<u>COLLEGE</u>	<u>RESIDENCE</u>
June 1, 1985 (Los Angeles, CA)	Cleveland HS (Reseda, CA)	USC	Los Angeles

CAREER / PLAYOFF HIGHS

	<u>CAREER</u>			<u>PLAYOFFS</u>		
PTS	43 vs.	Sacramento	1/11/11	19 @	Memphis	4/29/12
MIN	52 @	Oklahoma City	1/28/11	24 @	Memphis (twice)	5/2/12
FG	14 @	Cleveland (twice)	2/13/11	6 @	Memphis	4/29/12
FGA	33 @	Oklahoma City	1/28/11	10 vs.	San Antonio	5/19/12
3FG	7 @	Portland (twice)	2/14/12	3 @	San Antonio (3 times)	5/15/12
3FGA	12 vs.	LA Lakers	12/16/12	5 vs.	San Antonio	5/19/12
FT	11 @	Detroit	11/1/08	5 @	Memphis	5/13/12
FTA	12 @	New Orleans	2/1/11	6 @	Memphis	5/13/12
OFF. REB	4 vs.	LA Lakers	12/16/12	1 @	Memphis (twice)	5/13/12
DEF. REB	7 vs.	Phoenix (twice)	1/21/11	2 vs.	San Antonio (4 times)	5/19/12
REB	9 vs.	Indiana	12/29/10	2 vs.	San Antonio (5 times)	5/19/12
AST	6 vs.	LA Lakers	3/7/12	1 @	San Antonio (4 times)	5/17/12
STL	4 vs.	Orlando (twice)	2/4/13	2 vs.	Memphis	5/11/12
BLK	2 vs.	Orlando (11 times)	2/4/13	1 vs.	San Antonio (4 times)	5/19/12

CAREER REGULAR SEASON STATISTICS

Year	Team	G	GS	MIN	FG	FGA	PCT	3FG	3FGA	PCT	FT	FTA	PCT	OFF	DEF	TOT	A	PF	DQ	STL	TO	BLK	PTS	AVG
07-08	WAS	75	2	1158	210	478	.439	40	100	.400	101	124	.815	23	92	115	63	130	1	35	94	7	561	7.5
08-09	WAS	82	5	1837	336	756	.444	56	164	.341	164	193	.850	31	119	150	95	140	0	39	92	20	892	10.9
09-10	WAS	74	23	1421	233	558	.418	69	170	.406	104	130	.800	20	82	102	48	147	0	28	56	8	639	8.6
10-11	WAS	64	40	2034	412	935	.441	105	271	.387	186	228	.816	26	148	174	75	144	0	45	90	17	1115	17.4
11-12	WAS-LAC	62	35	1729	316	784	.403	103	282	.365	144	169	.852	31	102	133	56	141	0	44	83	17	879	14.2
12-13	PHI	59	17	1411	224	542	.413	75	210	.357	105	128	.820	24	106	130	84	84	0	36	50	14	628	10.6
TOTALS		416	122	9590	1731	4053	.427	448	1197	.374	804	972	.827	155	649	804	421	786	1	227	465	83	4714	11.3

CAREER POSTSEASON STATISTICS

Year	Team	G	GS	MIN	FG	FGA	PCT	3FG	3FGA	PCT	FT	FTA	PCT	OFF	DEF	TOT	A	PF	DQ	STL	TO	BLK	PTS	AVG
07-08	WAS	4	0	17	1	9	.111	0	2	.000	3	4	.750	1	1	2	1	1	0	2	1	0	5	1.3
11-12	LAC	11	0	200	29	67	.433	17	33	.515	16	18	.889	1	11	12	3	20	0	3	7	4	91	8.3
TOTALS		15	0	217	30	76	.395	17	35	.486	19	22	.864	2	12	14	4	21	0	5	8	4	96	6.4





NICK YOUNG

How Acquired: Signed by the Lakers as a free agent July 11, 2013.

2012-13: Appeared in 59 games (17 starts) with Philadelphia, averaging 10.6 points, 2.2 rebounds and 1.4 assists in 23.9 minutes ... Shot 41.3% from the floor, 35.7% from 3-point range and 82.0% from the line ... Scored 20+ points eight times and 30+ points once ... Tallied 23 points (7-13 FG), three rebounds and four assists 11/20 vs. Toronto ... Scored a season-high 30 points (12-23 FG, 6-12 3FG) 12/16 vs. LA Lakers ... Recorded 21 points, four rebounds and four assists 12/19 at Houston ... Scored 21 points (5-7 3FG) 1/4 at Oklahoma City ... Totaled 20 points, three rebounds and three assists 1/22 at Milwaukee ... Recorded 20 points, four rebounds, four assists and a steal 1/26 vs. New York ... Scored 20 points (6-12 FG) 2/1 vs. Sacramento ... Posted 15 points, a season-high six rebounds and career-highs in steals (4) and blocks (2) 2/4 vs. Orlando ... Totaled 29 points (10-18 FG), a season-high tying five assists and three steals 2/11 vs. LA Clippers ... Committed just 50 turnovers in 59 games played in 2012-13 ... Missed four games (12/1-12/8) with a left grade toe hyperextension and seven games (3/2-3/11) with a left ankle sprain.

CAREER: Selected by Washington with the 16th overall pick in the 2007 NBA Draft ... Re-signed with Washington on December 18, 2011 ... Acquired by the L.A. Clippers as part of a three-team trade with Washington and Denver in which the Wizards also traded JaVale McGee and Ronny Turiaf to the Nuggets for Nene on March 15, 2012 (Washington also received Brian Cook and a future second round pick from the Clippers) ... Signed as a free agent with Philadelphia on July 12, 2012 ... In 416 games with 122 starts, is averaging 11.3 points, 1.9 rebounds and 1.0 assists in 23.1 minutes per game while shooting 42.7% from the floor, 37.4% from 3-point range and 82.7% from the line ... In 11 career games (one start) against his hometown Lakers, has averaged 17.6 points, more than two points better than any other opponent and better than six points above his career average ... Owns 76 career 20+ point games, 12 games of 30+ points and one 40+ point game.

2011-12: Appeared in 62 games (35 starts), averaging 14.2 points, 2.1 rebounds and 0.9 assists in 27.9 minutes ... Shot 40.3% from the floor, 36.5% from 3-point range and 85.2% from the line... In 40 games (32 starts) with Washington, averaged 16.6 points, 2.4 rebounds and 1.1 assists in 30.3 minutes ... Acquired by the LA Clippers as part of a three-team trade on 3/15/12 ... Appeared in 22 games (3 starts) with the Clippers, averaging 9.7 points and 1.6 rebounds in 23.5 minutes ... Scored 20+ points 14 times and 30+ points once ... Posted 27 points (11-22 FG) and a season-high seven rebounds 1/14 vs. Philadelphia ... Totaled 25 points (10-22 FG), four assists and a career-high four steals 1/20 vs. Denver ... Scored a season-high 35 points on 12-of-17 shooting including a career-high seven three-point field goals made 2/14 at Portland ... Tallied 19 points, a season-high six assists and two steals 3/7 vs. LA Lakers ... In 11 playoff games, averaged 8.3 points and 1.3 rebounds in 19.7 minutes while shooting 51.5 percent (17-33 3FG) from behind the arc.

2010-11: Appeared in 64 games (40 starts) with Washington, averaging career-highs of 17.4 points and 2.7 rebounds along 1.2 assists in 31.8 minutes ... Shot 44.1% from the floor, 38.7% from 3-point range and 81.6% from the line ... Had the highest scoring increase in the NBA from 2009-10 to 2010-11 (+8.8 ppg) ... Scored 20+ points 30 times, including 30+ eight times and 40+ points once ... Recorded 30 points (6-11 3FG) and a season-high tying three steals 12/7 at LA Lakers ... Tallied 25 points, a career-high nine rebounds, three assists and a season-high three steals 12/29 vs. Indiana ... Scored a career-high 43 points (14-22 FG, 7-10 3FG, 8-9 FT) 1/11 vs. Sacramento ... Posted 21 points, six rebounds and a season-high tying five assists 1/19 at Milwaukee ... Totaled 26 points, four rebounds and a career-high tying two blocks 2/9 vs. Milwaukee ... Scored 38 points (12-19 FG, 6-8 3FG) 2/25 @ Miami ... Missed 18 games due to injury/illness: right thigh contusion (12/3), sore left knee (2/16), flu-like symptoms (3/5), bruised left knee (3/15-3/23 and 3/28-4/13).

2009-10: Appeared in 74 games (23 starts), averaging 8.6 points and 1.4 rebounds in 19.2 minutes ... Shot 41.8% from the floor, 40.6% from 3-point range and 80.0% from the line ... Averaged 12.2 points as a starter ... Ranked 16th league-wide in 3-point percentage ... Scored 20+ points 10 times ... Posted 22 points and a season-high five assists 11/27 at Miami ... Tallied 20 points and a season-high six rebounds 1/10 vs. New Orleans ... Totaled a season-high 29 points (10-18 FG, 5-11 3FG) and a season-high tying two steals 4/6 vs. Golden State.

2008-09: Appeared in all 82 games (5 starts), averaging 10.9 points, 1.8 rebounds and 1.2 assists in 22.4 minutes ... Shot 44.4% from the floor, 34.1% from 3-point range and 85.0% from the line ... Scored 20+ points 12 times and 30+ points twice ... Scored 28 points including a career-best 11-for-11 shooting from the foul line 11/1 at Detroit ... Scored 30 points (12/19 FG) 1/12 vs. Milwaukee and a season-high 33 points (13-17 FG) the following game 1/14 at New York ... Posted 21 points and a season-high tying four assists 2/4 vs. New Jersey ... Totaled 11 points and a season-high tying six rebounds 3/6 at San Antonio.

2007-08: Appeared in 75 games (2 starts), averaging 7.5 points and 1.5 rebounds in 15.4 minutes ... Shot 43.9% from the floor, 40.0% from 3-point range and 81.5% from the line ... Scored 20+ points two times ... Recorded 10 points and a season-high five assists 2/10 at Phoenix ... Tallied six points and a season-high six rebounds 3/2 vs. New Orleans ... Scored 15 points on a perfect 5-of-5 shooting from the field (2-2 3FG) 3/5 vs. Orlando ... Totaled 22 points and a season-high three steals 3/11 vs. Milwaukee ... Scored a season-high 29 points (10-16 FG, 3-4 3FG, 4-4 FT) 3/30 at LA Lakers ... Missed two games with a right thigh contusion (3/21-3/23).





COLLEGE: Early entry candidate for the 2007 NBA Draft following his junior season at USC ... Earned First Team All-Pac-10 honors his sophomore and junior seasons at USC ... As a junior, ranked second in the conference in scoring (17.5 ppg), fifth in field goal percentage (52.5% FGs) and second in 3-point percentage (44.0% 3FGs) ... Finished collegiate career as USC's sixth all-time leading scorer with 1,486 points ... Junior (2006-07): Ranked second in the Pac-10 in scoring (17.5 ppg), fifth in field goal percentage (.525) and tied for second in three-point field goal percentage (.440) ... Led team in scoring 20 times ... Scored season-high 30 points and grabbed eight rebounds vs. Arizona ... Registered 22 points and a season-high nine rebounds vs. Long Beach State ... Led team with 26 points vs. Stanford in the first round of the Pac-10 Tournament ... Recorded 22 points and seven rebounds in the second round of the NCAA Tournament vs. Texas ... Scored 15 points vs. North Carolina in the Sweet Sixteen ... Sophomore (2005-06): Led team in scoring (17.3 ppg) and rebounding (6.6 rpg) ... One of only three players in the conference ranked in the top 10 in both scoring (fourth) and rebounding (sixth) ... Scored in double figures in all but one contest ... Recorded four double-doubles ... Posted career-highs of 33 points and 14 rebounds vs. Oregon State ... Notched first career double-double with 18 points and 10 rebounds in the season opener vs. Cal State Northridge ... Handed out a career-high six assists vs. Loyola Marymount ... Freshman (2004-05): Averaged 11.1 points and 4.1 rebounds ... Scored in double figures 15 times ... Posted season-high 22 points twice, at Arizona State and vs. UCLA.

PERSONAL: Son of Charles and Mae Young ... While with Washington, started the Nick Young Foundation with hopes of putting an end to gang violence and offering free psychiatric services to those who have been affected by it... Was the focus of a documentary titled "Second Chance Season," which portrayed his life story and path to the NBA.

CAREER REG. SEASON 30+ POINT GAMES (12)

Date	Opponent	Points
1/11/11	vs. Sacramento	43 points (14-22 FG, 7-10 3FG)
2/25/11	@ Miami	38 points (12-19 FG, 6-8 3FG)
2/14/12	@ Portland	35 points (12-17 FG, 7-8 3FG)
1/14/09	@ New York	33 points (13-17 FG, 3-3 3FG)
1/28/11	@ Oklahoma City	32 points (13-33 FG, 1-4 3FG)
3/2/11	vs. Golden State	31 points (10-24 FG, 4-7 3FG)
2/13/11	@ Cleveland	31 points (14-21 FG, 1-1 3FG)
12/16/12	vs. LA Lakers	30 points (12-23 FG, 6-12 3FG)
2/1/11	@ New Orleans	30 points (9-18 FG, 3-7 3FG)
12/18/10	vs. Miami	30 points (13-23 FG, 2-2 3FG)
12/7/10	@ LA Lakers	30 points (10-18 FG, 6-11 3FG)
1/12/09	vs. Milwaukee	30 points (12-19 FG, 3-6 3FG)

CAREER REG. SEASON 5+ 3-POINT FG GAMES (8)

Date	Opponent	Points
2/14/12	@ Portland	7-8 3FG (35 points)
1/11/11	vs. Sacramento	7-10 3FG (43 points)
12/16/12	vs. LA Lakers	6-12 3FG (30 points)
2/25/11	@ Miami	6-8 3FG (38 points)
12/7/10	@ LA Lakers	6-11 3FG (30 points)
1/4/13	@ Oklahoma City	5-7 3FG (21 points)
1/18/12	vs. Oklahoma City	5-10 3FG (24 points)
4/6/10	vs. Golden State	5-11 3FG (29 points)





ELIAS HARRIS



#2 . FORWARD . 6-8 . 220 . ROOKIE

BORN July 6, 1989 (Speyer, Germany)	HIGH SCHOOL Friedrich-Magnus-Schwerd- Gymnasium (Speyer, Germany)	COLLEGE Gonzaga
--	---	---------------------------

COLLEGIATE CAREER STATISTICS

Year	Team	GP	GS	MIN	FG	FGA	PCT	3FG	FGA	PCT	FT	FTA	PCT	OR	DR	TOT	PF	DQ	AST	TO	BLK	STL	PTS	AVG
09-10	Gonzaga	34	33	998	180	329	.547	23	51	.451	125	185	.676	70	171	241	88	0	38	64	16	32	508	14.9
10-11	Gonzaga	34	33	884	154	298	.517	18	51	.353	95	123	.772	60	144	204	72	2	45	60	12	21	421	12.4
11-12	Gonzaga	33	33	959	163	325	.502	29	70	.414	78	116	.672	71	210	281	63	0	41	58	25	30	433	13.1
12-13	Gonzaga	34	34	944	169	337	.501	8	47	.170	149	194	.768	69	184	253	67	0	53	60	19	40	495	14.6
TOTALS		135	133	3785	666	1289	.517	78	219	.356	447	618	.723	270	709	979	290	2	177	242	72	123	1857	13.8

COLLEGIATE CAREER HIGHS

	CAREER		
PTS	31	@	Saint Mary's 1/14/10
MIN	45	@	San Francisco 1/30/10
FG	13	@	Saint Mary's 1/14/10
FGA	20	@	Saint Mary's 1/14/10
3FG	3	@	San Francisco (3 times) 2/18/12
3FGA	5	@	San Francisco 2/18/12
FT	11	vs.	Davidson 12/12/09
FTA	14	vs.	Loyola Marymount (twice) 2/9/13
OFF. REB	5	@	San Francisco (6 times) 2/18/12
DEF. REB	14	vs.	BYU (3 times) 3/3/12
REB	18	vs.	South Dakota 11/18/12
AST	6	vs.	Campbell 12/19/12
STL	4	vs.	Portland (3 times) 3/2/13
BLK	3	@	Santa Clara 2/16/12

HOW ACQUIRED: Signed by the Lakers as a free agent August 14, 2013.

COLLEGE: Started 134-of-135 appearances during his college career ... Finished fourth all-time in career points at Gonzaga (1,857) and field goals (666), and second in rebounds (979) ... Senior (2012-13): In his final season at Gonzaga, averaged 14.6 points, 7.4 rebounds and 1.2 steals in 27.8 minutes per game ... Selected to the 10-man All-West Coast Conference team ... One of 25 finalists for the Wooden Award as National Player of the Year ... Named MVP of the WCC Tournament after averaging 20.0 points and 6.0 rebounds in two games ... Named WCC Player of the Week in November after a three-game stretch in which he went 21-of-31 from the field, including 9-of-11 for 24 points and 10 rebounds vs. Davidson ... Had 20 points in six contests on the season and six double-doubles ... Junior (2011-12): Averaged 13.1 points, 8.5 rebounds and 0.8 blocks in 29.1 minutes ... Shot 50.2 percent from the field and 41.4 percent (29-of-70) from three ... Selected All-WCC First Team, WCC All-Tournament team and to NABC District 9 first team ... Had 12 double-doubles on the season ... Named to John R. Wooden Award Preseason Top 50 Watch List and Naismith Award Preseason Watch List for Player of the Year honors ... Sophomore (2010-11): Averaged 12.4 points and 6.0 rebounds ... Named West Coast Conference Honorable Mention ... Before the season, selected to the John R. Wooden Award Preseason Top 50 Watch List ... Freshman (2009-10): Posted 14.9 points and 7.1 rebounds in 29.4 minutes per game ... Shot 45.1 percent from three-point range (23-of-51) and 54.7 percent from the field. Named WCC Newcomer of the Year and to the All-WCC First Team and NABC All-District 9 First Team ... Had 31 points and 13 boards at St. Mary's on 13-of-20 shooting ... Posted 19 points and season-high 16 rebounds vs. Illinois, scoring the winning basket with 12 seconds to play in OT.

PERSONAL: Elias John Michael Harris ... Born and raised in Germany but has dual United State and German citizenship ... Graduated from Friedrich-Magnus-Schwerd-Gymnasium in Speyer, Germany ... Played for BIS Speyer in German Pro B third division for four years, averaging 20.9 points and 9.2 rebounds in 2009 ... Played for Germany in 2009 European Championships, averaging 2.2 points and 2.3 rebounds ... Played for Germany in 2010 FIBA World Championships in Turkey, averaging 3.4 points and 2.0 rebounds.





XAVIER HENRY

#7 . GUARD . 6-6 . 220 . 3 YEARS PRO

BORN
March 15, 1991
(Ghent, Belgium)

HIGH SCHOOL
Putnam City HS
(Oklahoma City, OK)

COLLEGE
Kansas

NBA CAREER STATISTICS

Year	Team	G	GS	MIN	FG	FGA	PCT	3FG	3FGA	PCT	FT	FTA	PCT	OFF	DEF	TOT	A	PF	DQ	STL	TO	BLK	PTS	AVG
10-11	MEM	38	16	527	65	160	.406	2	17	.118	33	52	.635	9	28	37	18	48	0	11	13	3	165	4.3
11-12	NO	45	0	759	90	228	.395	7	17	.412	52	85	.612	24	82	106	35	59	0	26	35	8	239	5.3
12-13	NO	50	2	625	66	161	.410	4	11	.364	58	92	.630	21	69	90	13	72	0	16	31	5	194	3.9
TOTALS		133	18	1911	221	549	.403	13	45	.289	143	229	.624	54	179	233	66	179	0	53	79	16	598	4.5

NBA CAREER HIGHS

	CAREER		
PTS	19	vs.	Dallas 3/2/12
MIN	33	@	Phoenix 12/8/10
FG	8	vs.	Dallas (twice) 3/2/12
FGA	14	vs.	Golden State (twice) 3/21/12
3FG	1	@	Philadelphia (13 times) 1/15/13
3FGA	2	@	Philadelphia (7 times) 1/15/13
FT	8	vs.	Dallas 4/14/13
FTA	10	vs.	Dallas 4/14/13
OFF. REB	3	vs.	Indiana (3 times) 12/22/12
DEF. REB	5	vs.	LA Lakers (3 times) 12/5/12
REB	6	@	Phoenix (6 times) 4/7/13
AST	3	vs.	LA Lakers (4 times) 12/5/12
STL	2	@	Philadelphia (9 times) 1/15/13
BLK	1	@	LA Lakers (16 times) 4/9/13

HOW ACQUIRED: Signed by the Lakers as a free agent on September 5, 2013.

CAREER: Selected in the first round (12th overall) by Memphis in the 2010 NBA Draft ... signed multi-year contract with Grizzlies on Sept. 24, 2010 ... Acquired by the New Orleans Hornets from the Memphis Grizzlies in exchange for a 2013 2nd round pick on Jan. 4, 2012 ... Assigned to the Iowa Energy of the NBA D-League on March 18, 2012 ... Recalled from assignment with the Iowa Energy on March 19, 2012 ... Holds career averages of 4.5 points, 1.8 rebounds and 0.5 assists in 14.4 minutes over 133 games (18 starts) ... **2012-13:** Appeared in 50 games with New Orleans, averaging 3.9 points and 1.8 rebounds in 12.5 minutes ... Made a career-high eight free throws on 10 attempts 4/14 vs. Dallas ... Scored a season-high 15 points 4/10 at Sacramento ... **2011-12:** Averaged 5.3 points, 2.4 rebounds and 0.8 assists in 16.9 minutes (45 games played) for the Hornets ... Scored a career-high 19 points in 24 minutes 3/2 vs. Dallas ... Totaled double-digit points on six different occasions ... **2010-11:** As a rookie, appeared in 38 games (16 starts), averaging 4.3 points and 1.0 rebounds in 13.9 minutes.

COLLEGE: Averaged 13.4 points (second highest on team), 4.4 rebounds, 1.5 assists and 1.5 steals in his lone season with the Kansas Jayhawks ... Earned All-Big 12 Honorable Mention and Big 12 All-Freshman Team honors.



LAKERS TRAINING CAMP INVITEES

RYAN KELLY

#4 . FORWARD . 6-11 . 230 . ROOKIE



BORN
April 9, 1991
(Carmel, NY)

HIGH SCHOOL
Ravenscroft School
(Raleigh, NC)

COLLEGE
Duke

COLLEGIATE CAREER STATISTICS

Year	Team	G	GS	MIN	FG	FGA	PCT	3FG	3FGA	PCT	FT	FTA	PCT	OR	DR	TOT	A	PF	DQ	STL	TO	BLK	PTS	AVG
09-10	Duke	35	0	227	16	45	.356	5	19	.263	4	6	.667	6	32	38	13	34	0	8	8	14	41	1.2
10-11	Duke	37	27	743	95	184	.516	22	69	.319	33	41	.805	42	96	138	31	77	0	25	30	51	245	6.6
11-12	Duke	31	19	803	107	241	.444	40	98	.408	113	140	.807	56	111	167	35	71	1	24	43	31	367	11.8
12-13	Duke	23	23	664	96	212	.453	35	83	.422	69	85	.812	37	85	122	38	55	3	16	23	37	296	12.9
TOTALS		126	69	2437	314	682	.460	102	269	.379	219	272	.805	141	324	465	117	237	4	73	104	133	949	7.5

COLLEGIATE CAREER HIGHS

	CAREER		
PTS	36	vs.	Miami 3/2/13
MIN	38	vs.	Michigan State (twice) 3/29/13
FG	10	vs.	Miami 3/2/13
FGA	17	vs.	Kansas 11/23/11
3FG	7	vs.	Miami 3/2/13
3FGA	9	vs.	Miami 3/2/13
FT	14	@	Georgia Tech 1/7/12
FTA	14	@	Georgia Tech 1/7/12
OFF. REB	6	vs.	St. John's (twice) 1/28/12
DEF. REB	8	vs.	Virginia Tech (twice) 3/5/13
REB	12	vs.	Pennsylvania 1/1/12
AST	6	vs.	Elon 12/20/10
STL	3	vs.	Kentucky (5 times) 11/13/12
BLK	5	vs.	Virginia Commonwealth 11/23/12

HOW ACQUIRED: Selected by the Lakers in the second round (48th overall) of the 2013 NBA Draft.

COLLEGE: Appeared in 126 games (69 starts) with Duke, averaging 7.5 points, 3.7 rebounds and 1.06 blocks in 19.3 minutes ... Following his senior season at Duke, ranked fourth in the Blue Devils record books in career winning percentage (.111-.15 (.881) record with him on the floor) ... Two-time Team Captain ... Senior (2012-13): Averaged 12.9 points, 5.3 rebounds, 1.7 assists and 1.6 blocks, while shooting 42.2 percent (35-83) from behind the arc and 81.2 percent from the foul line ... Honorable Mention All-ACC performer despite playing in just five league games ... Returned from a right foot injury after missing 13 games to score a career-high 36 points (10-14 FG, 7-9 3FG) in a 79-76 win over No. 5 Miami ... Junior (2011-12): Averaged 11.8 points and 5.4 rebounds while shooting 40.8 percent (40-98) from behind the arc ... Made a three-point field goal in 23-of-31 games ... Shot 80.7 percent (113-of-14) from the free throw line, the second highest clip on the team ... Ranked 17th in the ACC in scoring, 16th in rebounding, ninth in free throw percentage and 10th in blocks ... Named MVP of the Maui Invitational and to the All-Tournament team ... Led the team with 14 charges drawn ... Recorded a season-high 23 points, eight rebounds and two blocks vs. Wake Forest ... Sophomore (2010-11): Averaged 6.6 points, 3.7 rebounds and 1.4 blocks ... Ninth in the ACC in blocks per game ... Shot 51.6 percent from the field and 80.5 percent from the line ... Made 18 consecutive field goal attempts, including seven straight three-pointers, in a four-game stretch from Jan. 15 through Jan. 27 ... The 18 straight made shots is second-most in Duke history ... Scored a season-high 20 points (6-6 FG, 4-4 3FG) vs. Wake Forest ... Led Duke with 19 charges taken ... Freshman (2009-10): Made 35 appearances (15-of-16 conference games), averaging 1.2 points and 1.1 rebounds per game.

PERSONAL: Born Ryan Matthew Kelly on April 9, 1991 in Carmel, N.Y. ... Son of Chris and Doreen Kelly ... Father, Chris, played basketball at Yale from 1981-85 and also played professionally in France for three years ... Mother, Doreen, played volleyball at Pennsylvania and toured with Athletes In Action to South America ... Has a younger brother, Sean, and a younger sister, Erin ... Grandfather, Richard Casey, played basketball at Fordham ... While at Duke, was a member of the National Honor Society, honor roll and semifinalist National Merit Scholar ... Earned a silver medal with the 2008 USA U18 National Team at the 2008 FIBA Americas U18 Championship in Formosa, Argentina ... Four-year letterwinner at Ravenscroft School ... 2009 McDonald's All-American ... Won the three-point contest at the McDonald's All-America Powerade Jam Fest ... First team Parade All-America pick in 2009 ... 2009 Jordan Brand All-American ... North Carolina Gatorade Player of the Year as a senior ... Two-time first team all-state and TISAC player of the year honoree ... Posted 25.2 points, 10.2 rebounds, 2.8 blocks, 2.0 assists and 1.7 steals per game as a senior ... Rated in the top 20 overall by Scout.com (No. 12), ESPN.com (No. 17) and Rivals.com (No. 20).





MARCUS LANDRY

#14 . FORWARD . 6-7 . 225 . 2 YEARS PRO

BORN
November 1, 1985
(Milwaukee, WI)

HIGH SCHOOL
Vincent HS
(Milwaukee, WI)

COLLEGE
Wisconsin

NBA CAREER STATISTICS

Year	Team	G	GS	MIN	FG	FGA	PCT	3FG	3FGA	PCT	FT	FTA	PCT	OFF	DEF	TOT	A	PF	DQ	STL	TO	BLK	PTS	AVG
09-10	BOS-NY	18	0	111	16	43	.372	9	28	.321	3	5	.600	5	14	19	0	14	0	1	6	2	44	2.4
TOTALS		18	0	111	16	43	.372	9	28	.321	3	5	.600	5	14	19	0	14	0	1	6	2	44	2.4

NBA DEVELOPMENT LEAGUE CAREER STATISTICS

Year	Team	G	GS	MIN	FG	FGA	PCT	3FG	3FGA	PCT	FT	FTA	PCT	OFF	DEF	TOT	A	PF	STL	TO	BLK	PTS	AVG
09-10	Maine	13	2	323	54	133	.406	21	55	.382	19	33	.576	14	42	56	21	32	10	19	11	148	11.4
10-11	Reno	49	48	1736	302	707	.427	106	275	.385	130	178	.730	58	156	214	98	146	56	87	29	840	17.1
12-13	Reno	35	35	1289	204	466	.438	128	299	.428	43	56	.768	30	146	176	34	100	34	54	34	579	16.5
TOTALS		97	85	3349	560	1306	.429	255	629	.405	192	267	.719	102	344	446	153	278	100	160	74	1567	16.2

NBA CAREER HIGHS

	CAREER		
PTS	8	vs.	Indiana 1/3/10
MIN	14	vs.	Dallas (twice) 1/24/10
FG	3	vs.	Indiana (twice) 1/3/10
FGA	6	vs.	Indiana 1/3/10
3FG	2	vs.	Indiana 1/3/10
3FGA	5	vs.	Indiana 1/3/10
FT	3	vs.	Dallas 1/24/10
FTA	4	vs.	Dallas 1/24/10
OFF. REB	2	@	Chicago 2/16/10
DEF. REB	3	vs.	Dallas (twice) 1/24/10
REB	4	vs.	Dallas 1/24/10
AST	-	-	-
STL	1	@	Orlando 12/2/09
BLK	1	vs.	Dallas (twice) 1/24/10

HOW ACQUIRED: Signed by the Lakers as a free agent on September 16, 2013.

CAREER: Signed as a free agent with the New York Knicks on Sept. 25, 2009 ... Acquired by the Boston Celtics along with Nate Robinson in exchange for J.R. Giddens, Eddie House, Bill Walker and a 2014 second round draft pick ... Signed as a free agent to the Sacramento Kings on September 21, 2010 ... Signed as a free agent with the Phoenix Suns on December 13, 2011 ... Brother of Sacramento Kings forward Carl Landry ... **2009-10:** Appeared in 18 games with the Knicks (17 games) and Celtics (1 game), totaling 44 points, 19 rebounds and 2 blocks ... **NBA Development League:** Named to the Futures team for the 2013 NBA D-League All-Star Game ... Won the NBA Development League Three-Point Shootout (2013).

COLLEGE: Played four seasons at Wisconsin, averaging 9.2 points, 4.2 rebounds and 1.2 assists in 121 games (75 starts) ... In 2007-08, helped the Badgers win the Big Ten Conference along with the Big Ten Tournament and reach the Sweet Sixteen in the NCAA Tournament.



SHAWNE WILLIAMS



#3 . FORWARD . 6-7 . 230 . 6 YEARS PRO

BORN February 16, 1986 (Memphis, TN)	HIGH SCHOOL Laurinburg Institute (Laurinburg, NC)	COLLEGE Memphis
---	--	---------------------------

NBA CAREER STATISTICS

Year	Team	G	GS	MIN	FG	FGA	PCT	3FG	3FGA	PCT	FT	FTA	PCT	OFF	DEF	TOT	A	PF	DQ	STL	TO	BLK	PTS	AVG
06-07	IND	46	3	556	75	160	.469	19	52	.365	11	20	.550	33	50	83	22	69	0	6	24	8	180	3.9
07-08	IND	65	3	967	159	372	.427	43	137	.314	76	106	.717	54	122	176	59	58	4	26	58	26	437	6.7
08-09	DAL	15	0	170	16	56	.286	1	17	.059	9	11	.818	19	27	46	2	19	0	2	5	9	42	2.8
10-11	NY	64	11	1323	164	385	.426	85	212	.401	41	49	.837	60	179	239	47	164	3	39	46	51	454	7.1
11-12	NJ	25	6	514	42	147	.286	21	87	.241	8	11	.727	20	48	68	16	44	1	10	13	11	113	4.5
TOTALS		215	23	3530	456	1120	.407	169	505	.335	145	197	.736	186	426	612	146	428	8	83	146	105	1226	5.7

NBA CAREER/PLAYOFF HIGHS

	CAREER	PLAYOFFS
PTS	25 @ Utah 1/12/11	17 vs. Boston 4/22/11
MIN	43 @ Atlanta 1/28/11	37 vs. Boston 4/24/11
FG	9 @ Phoenix 1/9/08	6 vs. Boston 4/22/11
FGA	13 @ Atlanta 1/28/11	10 vs. Boston 4/22/11
3FG	7 @ Utah 1/12/11	2 vs. Boston (twice) 4/24/11
3FGA	9 @ Detroit (twice) 3/18/11	5 vs. Boston (twice) 4/24/11
FT	7 @ Denver 11/27/07	3 vs. Boston (twice) 4/22/11
FTA	10 @ Denver 11/27/07	3 vs. Boston (twice) 4/22/11
OFF. REB	7 vs. Phoenix 12/4/08	2 vs. Boston 4/22/11
DEF. REB	10 @ Denver 11/27/07	4 vs. Boston 4/22/11
REB	12 vs. Phoenix 12/4/08	6 vs. Boston 4/22/11
AST	4 @ Miami 2/27/11	2 vs. Boston 4/24/11
STL	3 @ Phoenix (twice) 1/7/11	2 vs. Boston 4/22/11
BLK	4 vs. Cleveland 3/4/11	2 vs. Boston 4/22/11

HOW ACQUIRED: Signed by the Lakers as a free agent on September 3, 2013.

CAREER: Selected by Indiana in the first round (17th overall) of the 2006 NBA Draft ... Acquired by Dallas from the Pacers in exchange for Eddie Jones, a 2009 second round draft pick and a 2010 second round draft pick on Oct. 10, 2008 ... Acquired by New Jersey along with Kris Humphries in exchange for Eduardo Najera on Jan. 11, 2010 ... Signed as a free agent with New York on Sept. 23, 2010 ... Signed as a free agent with New Jersey on Dec. 15, 2011 ... Acquired by Portland along with Mehmet Okur and a 2012 first round draft pick in exchange for Gerald Wallace ... **2011-12:** Appeared in 25 games (6 starts) with New Jersey, averaging 4.5 points and 2.7 rebounds ... **2010-11:** In 64 games (11 starts) with the Knicks, averaged 7.1 points, 3.7 rebounds and 0.8 blocks in 20.7 minutes ... Averaged a career-best 40.1 percent from three-point range ... **2008-09:** Played in 15 games with Dallas in 2008-09, averaging 2.8 points and 3.1 rebounds ... **2007-08:** Averaged 6.7 points, 2.7 rebounds and 0.9 assists over 65 games (3 starts) ... **2006-07:** Appeared in 46 games as a rookie with Indiana (3 starts), averaging 3.9 points, 1.8 rebounds and 0.5 assists in 12.1 minutes.

COLLEGE: Helped lead Memphis to a 33-4 overall record (the best single-season mark in school history) ... Received Conference USA Freshman of the Year honors ... Named to several Freshman All-America teams, including: The Sporting News, CollegeInsider.com, Rivals.com and CollegeHoops.net.





LOS ANGELES LAKERS 2013-14 ROSTER

NO.	NAME	POS	HT	WT	DOB	PRIOR TO NBA / HOME COUNTRY	YRS
5	Steve Blake	G	6-3	175	2/26/80	Maryland / USA	10
24	Kobe Bryant	G	6-6	205	8/23/78	Lower Merion HS (PA) / USA	17
1	Jordan Farmar	G	6-2	180	11/30/86	UCLA / USA	6
16	Pau Gasol	F/C	7-0	275	7/6/80	F.C. Barcelona / Spain	12
2	Elias Harris*	F	6-8	240	7/6/89	Gonzaga / Germany	R
7	Xavier Henry*	G	6-6	220	3/15/91	Kansas / USA	3
27	Jordan Hill	F/C	6-10	235	7/27/87	Arizona / USA	4
11	Wesley Johnson	F	6-7	215	7/11/87	Syracuse / USA	3
9	Chris Kaman	C	7-0	265	4/28/82	Central Michigan / USA	10
4	Ryan Kelly*	F	6-11	230	4/9/91	Duke / USA	R
14	Marcus Landry*	F	6-7	225	11/1/85	Wisconsin / USA	2
20	Jodie Meeks	G	6-4	210	8/21/87	Kentucky / USA	4
10	Steve Nash	G	6-3	180	2/7/74	Santa Clara / Canada	17
50	Robert Sacre	C	7-0	260	6/6/89	Gonzaga / Canada	1
3	Shawne Williams*	F	6-7	230	2/16/86	Memphis / USA	6
0	Nick Young	F/G	6-7	210	6/1/85	USC / USA	6

HEAD COACH

Mike D'Antoni (Marshall)

ASSISTANT COACHES

Dan D'Antoni (Marshall), Johnny Davis (Dayton), Kurt Rambis (Santa Clara)

PLAYER DEVELOPMENT COACHES

Larry Lewis (Morehouse), Mark Madsen (Stanford)

ATHLETIC TRAINER

Gary Vitti (Southern Connecticut State, Utah)

NUMERICAL ROSTER

0	Nick Young	4	Ryan Kelly*	10	Steve Nash	20	Jodie Meeks
1	Jordan Farmar	5	Steve Blake	11	Wesley Johnson	24	Kobe Bryant
2	Elias Harris*	7	Xavier Henry*	14	Marcus Landry*	27	Jordan Hill
3	Shawne Williams*	9	Chris Kaman	16	Pau Gasol	50	Robert Sacre

HOW THE LAKERS WERE BUILT


Year	Draft	Trade	Free Agents
1996		Kobe Bryant (Charlotte)	
2008		Pau Gasol (Memphis)	
2010			Steve Blake
2011		Jordan Hill (Houston)	
2012	Robert Sacre (2/60)	Steve Nash (Phoenix)	Jodie Meeks
2013	Ryan Kelly* (2/48)		Jordan Farmar
			Elias Harris*
			Xavier Henry*
			Wesley Johnson
			Chris Kaman
			Marcus Landry*
			Shawne Williams*
			Nick Young



* training camp invitee



2013-14 TELEVISION ROSTER




0 Nick Young

Position: Forward/Guard
Height: 6-7
Weight: 210



1 Jordan Farmar

Position: Guard
Height: 6-2
Weight: 180



2 Elias Harris*

Position: Forward
Height: 6-8
Weight: 240




3 Shawne Williams*

Position: Forward
Height: 6-7
Weight: 230




4 Ryan Kelly*

Position: Forward
Height: 6-11
Weight: 230



5 Steve Blake

Position: Guard
Height: 6-3
Weight: 175



7 Xavier Henry*

Position: Guard
Height: 6-6
Weight: 220



9 Chris Kaman

Position: Center
Height: 7-0
Weight: 265




10 Steve Nash

Position: Guard
Height: 6-3
Weight: 180



11 Wesley Johnson

Position: Forward
Height: 6-7
Weight: 215



14 Marcus Landry*

Position: Forward
Height: 6-7
Weight: 225




16 Pau Gasol

Position: Forward/Center
Height: 7-0
Weight: 275




20 Jodie Meeks

Position: Guard
Height: 6-4
Weight: 210



24 Kobe Bryant

Position: Guard
Height: 6-6
Weight: 205



27 Jordan Hill

Position: Forward/Center
Height: 6-10
Weight: 235



50 Robert Sacre

Position: Center
Height: 7-0
Weight: 260





THE NBA

- 78** | NBA Directory
- 79** | D-League Directory
- 80** | NBA Key Dates
- 80** | NBA Officials Roster
- 81** | 2012-13 Final Standings
- 82** | 2012-13 NBA Team Statistics
- 84** | 2012-13 NBA Highs/Lows
- 84** | 2012-13 NBA Attendance
- 85** | 2012-13 NBA Leaders
- 86** | 2013 NBA Draft
- 87** | NBA Champions by Year
- 88** | NBA Award Winners
- 90** | NBA Single-Game Bests



NBA DIRECTORY



NBA OFFICES

NEW YORK

Olympic Tower
645 Fifth Avenue
New York, NY 10022
Tel: 212-407-8000
Fax: 212-832-3861

NEW JERSEY

100 Plaza Drive
Secaucus, NJ 07094
Tel: 201-865-1500
Fax: 201-974-5973

NBA INTERNATIONAL OFFICES

EUROPE

**HEADQUARTERS
NBA EMEA** 125 Kensington High Street
London, W8 5SF, UK
Tel: 011-44-20-7795-8921
Fax: 011-44-20-7795-8901

SPAIN pq. Empresarial 'La Finca'
Edif. 15A, 28223
Pozuelo de Alarcon
Madrid, Spain
Tel: 011-34-911-115-800
Fax: 011-34-917-995-182

TURKEY Tarakci Caddesi
Bele Gerden Stesi No8
Zekeriyya Sariyer
Istanbul, Turkey
Tel: 011-90-530-772-7975

AFRICA

Nelson Mandela Square, 2nd Floor
West Tower
Maude Street, Sandton
Johannesburg, South Africa
Tel: 011-27-11-881-5980
Fax: 011-27-0-867-26-6351

INDIA

Parinee Crescenzo
1st Floor, C38 & C39
BCK, Mumbai 51
Tel: 011-91-22-330-40608

LATIN AMERICA

BRAZIL Praia de Botafogo, 501
Torre Pao de Acucar - 1st Floor
Rio de Janeiro, RJ, Brazil
CEP: 22250-040
Tel: 011-55-21-2586-6187

MEXICO Av. Santa Fe #94 A Tower 8th Floor
Col. Zedec Santa Fe
Mexico City, Mexico 01210
Tel: 011-52-55-88511146

CANADA

50 Bay Street, Suite 1402
Toronto, Ontario
Canada M5J 3A5
Tel: 416-364-2030
Fax: 416-364-0205

ASIA / PACIFIC

**HONG
KONG** 3101, The Lee Gardens
33 Hysan Avenue
Causeway Bay, Hong Kong
Tel: 011 852-2843-9600
Fax: 011 852-2536-4808

TAIWAN Suite 1303, No. 88, Section 2,
Chung Hsiao East Road
Taipei, Taiwan ROC
Tel: 011-886-2-2358-1900
Fax: 011-886-2-2358-1098

KOREA 21F Seoul Finance Center
136 Sejong-daero, Jung-gu
Seoul, Korea 100-768
Tel: 011-822-3782-6837
Fax: 011-822-3782-4555

**CHINA
(BEIJING)** 19th Floor, Office Tower 2,
China Central Place,
No. 79 Jianguo Road,
Chaoyang District,
Beijing 100025 China
Tel: 011-86-10-5200-8200
Fax: 011-86-10-5200-8202

**CHINA
(SHANGHAI)** Unit 2703-08, 27/F,
Tower, 2, Plaza 66
1366 Nanjing West Road
Shanghai 200040, China
Tel: 011-86-21-6137-2200
Fax: 011-86-21-6288-9920



NBA STORE

NBA STORE

590 Fifth Avenue
New York, NY 10036
Telephone: 212-515-6221



NBA CITY

6068 Universal Boulevard
Orlando, FL 32819
Telephone: 407-363-5919
Fax: 407-370-3178





NBA DEVELOPMENT LEAGUE

Olympic Tower
645 5th Avenue, 18th Floor
New York, NY 10022
(212) 407-8000 / www.nbadleague.com

Media Relations Contact: Joanna Shapiro
(212) 407-8884 / jshapiro@nba.com

AUSTIN TOROS

12885 N. Hwy 183, Suite 207
Austin, TX 78750
Tel: (512) 236-8333
Fax: (512) 236-8444
Arena: Cedar Park Center
Media Relations Contact: Perri Travillion
(ptravillion@austintoros.com)
NBA Affiliation: San Antonio

BAKERSFIELD JAM

1400 Norris Road
Bakersfield, CA 93308
Tel: (661) 615-6550
Fax: (661) 615-6555
Arena: Dignity Health Events Center
Media Relations Contacts: William Aquije
(william@bakersfieldjam.com)
NBA Affiliations: ATL, LAC, PHX, TOR, UTAH

CANTON CHARGE

1101 Market Avenue North
Canton, OH 44702
Tel: (330) 489-1701
Fax: (330) 489-1703
Arena: Canton Memorial Civic Center
Media Relations Contact: Sean Wyatt
(swyatt@cantoncharge.com)
NBA Affiliations: Cleveland

DELAWARE 87ERS

300 Martin Luther King Blvd., Suite 200
Wilmington, DE 19801
Tel: (302) 504-7587
Fax: TBD
Arena: Bob Carpenter Sports/Convocation Ctr.
Media Relations Contact: Nicole Pender
(nicolepender@sevens.com)
NBA Affiliations: Philadelphia

ERIE BAYHAWKS

110 East 8th Street
Erie, PA 16501
Tel: (814) 790-5600
Fax: (814) 790-5608
Arena: Erie Insurance Arena
Media Relations Contact: Jason Vaughan
(jason.vaughan@nbaerie.com)
NBA Affiliations: New York

FORT WAYNE MAD ANTS

1910 St. Joe Center Rd, Suite 61
Fort Wayne, IN 46825
Tel: (260) 469-4667
Fax: (260) 469-4674
Arena: Allen County War Memorial Coliseum
Media Relations Contact: Audrey Siebrase
(audrey@fortwaynehoops.com)
NBA Affil.: CHA, DET, IND, MEM, MIL, ORL

IDAHO STAMPEDE

233 South Capitol Blvd., Suite 100
Boise, ID 83702
Tel: (208) 388-4667
Fax: (208) 388-3845
Arena: CenturyLink Arena
Media Relations Contact: Ty Carter
(ty@idahostampede.com)
NBA Affiliations: Portland

IOWA ENERGY

730 3rd Street
Des Moines, Iowa 50309
Tel: (515) 564-8550
Fax: (515) 564-8551
Arena: Wells Fargo Arena
Media Relations Contacts: Randi Burrell,
(rburrell@iowanba.com)
NBA Affiliations: CHI, DEN, MIN, NO, WAS

LOS ANGELES D-FENDERS

555 N. Nash Street
El Segundo, CA 90245
Tel: (310) 426-6000
Fax: (310) 426-6031
Arena: Toyota Sports Center
Media Relations Contact: Evan Kaplan
(ekaplan@d-fenders.com)
NBA Affiliations: LA Lakers

MAINE RED CLAWS

413 Congress Street
Portland, ME 04101
Tel: (207) 210-6655
Fax: (207) 210-6659
Arena: Portland Exposition Building
Media Relations Contact: Will McClaran
(wmccclaran@maineredclaws.com)
NBA Affiliations: Boston

RENO BIGHORNS

9393 Gateway Drive, Suite BH
Reno, NV 89511
Tel: (775) 284-2622
Fax: (775) 853-1601
Arena: Reno Events Center
Media Relations Contact: Allison Strekal
(abeck@renobighorns.com)
NBA Affiliations: Sacramento

RIO GRANDE VALLEY VIPERS

4500 North 10th Street, Suite 315
McAllen, TX 78504
Tel: (956) 972-1144
Fax: (956) 972-1150
Arena: State Farm Arena
Media Relations Contact: Rebecca Sweat
(rsweat@rgvipers.com)
NBA Affiliations: Houston

SANTA CRUZ WARRIORS

903 Pacific Avenue, Suite 101
Santa Cruz, CA 95060
Tel: (831) 731-4396
Fax: (831) 466-3201
Arena: Kaiser Permanente Arena
Media Relations Contact: Matt De Nasnera
(mrednasnera@santacruzbasketball.com)
NBA Affiliations: Golden State

SIOUX FALLS SKYFORCE

2131 South Minnesota Avenue
Sioux Falls, SD 57105
Tel: (605) 332-0605
Fax: (605) 332-2305
Arena: Sanford Pentagon
Media Relations Contact: Brett Hansen
(brett@skyforceonline.com)
NBA Affiliations: Miami

SPRINGFIELD ARMOR

1 Monarch Place, Suite 220
Springfield, MA 01144
Tel: (413) 746-3263
Fax: (413) 746-3262
Arena: MassMutual Center
Media Relations Contact: Eli Pearlstein
(eppearlstein@armorhoops.com)
NBA Affiliations: Brooklyn

TEXAS LEGENDS

2601 Avenue of the Stars, Suite 300
Frisco, TX 75215
Tel: (214) 469-0822
Fax: (214) 469-0823
Arena: Dr. Pepper Arena
Media Relations Contact: Britney Wynn
(bwynn@texlegends.com)
NBA Affiliations: Dallas

TULSA 66ERS

10425 South 82nd East Ave., Suite 105
Tulsa, OK 74133
Tel: (918) 585-8447
Fax: (918) 398-6930
Arena: SpiritBank Event Center
Media Relations Contact: Ben Coldagelli
(bcoldagelli@tulsa66ers.com)
NBA Affiliations: Oklahoma City





NBA KEY DATES / OFFICIALS ROSTER

NATIONAL BASKETBALL ASSOCIATION KEY DATES

2013

Sep. 27	2013 NBA Team Media Days (teams competing outside North America)
Sep. 28	2013 NBA Training Camps open for practice (teams competing outside North America)
Sep. 30	2013 NBA Team Media Days
Oct. 1	2013 NBA Training Camps open for practice
Oct. 5	NBA Global Games Istanbul 2013 Oklahoma City Thunder @ Fenerbahce Ulker (Istanbul, Turkey at Ulker Sports Arena)
Oct. 6	NBA Global Games Bilbao 2013 Philadelphia 76ers @ Bilbao Basket (Bilbao, Spain at Bizkaia Arena at the BEC)
Oct. 8	NBA Global Games 2013 Manchester Oklahoma City Thunder vs. Philadelphia 76ers (Manchester, England at Phones 4u Arena)
Oct. 10	NBA Global Games 2013 Manila Houston Rockets vs. Indiana Pacers (Manila, Philippines at Mall of Asia Arena)
Oct. 12	NBA Global Games 2013 Rio de Janeiro Chicago Bulls vs. Washington Wizards (Rio de Janeiro, Brazil at HSBC Arena)
Oct. 13	NBA Global Games 2013 Taipei Houston Rockets vs. Indiana Pacers (Taipei, Taiwan at Taipei Arena)
Oct. 15	NBA Global Games 2013 Beijing Golden State Warriors vs. Los Angeles Lakers (Beijing, China at MasterCard Arena)
Oct. 18	NBA Global Games 2013 Shanghai Golden State Warriors vs. Los Angeles Lakers (Shanghai, China at Mercedes-Benz Arena)
Oct. 28	Rosters set for Opening Day at 5:00 p.m. ET
Oct. 29	2013-14 Season Tips Off
Dec. 4	NBA Global Games Mexico City 2013 Minnesota Timberwolves vs. San Antonio Spurs (Mexico City, Mexico at Mexico City Arena)

2014

Jan. 6	10-day Contracts can now be signed
Jan. 10	All Contracts are guaranteed for remainder of the season
Jan. 16	NBA Global Games London 2014 Atlanta Hawks vs. Brooklyn Nets (London, England at The O2)
Feb. 14-16	2014 NBA All-Star (New Orleans, LA)
Feb. 20	2014 NBA Trade Deadline (3 p.m. ET)
March 1	Playoff Eligibility Waiver Deadline
April 16-19	Portsmouth Invitational Tournament (Portsmouth, VA)
April 16	Last Day of 2013-14 Regular Season
April 19	2014 NBA Playoffs begin
April 27	NBA Draft Early Entry Eligibility Deadline (11:59 p.m. ET)
May 5	Conference Semifinals begin (possible move-up to May 3 or 4)
May 20	Conference Finals begin (possible move-up to May 18 or 19)
May 20	2014 NBA Draft Lottery
June 5	The Finals begin
June 16	NBA Draft Early Entry Withdrawal Deadline (5 p.m. ET)
June 26	2014 NBA Draft

2013-14 OFFICIALS ROSTER

6 Tony Brown	26 Pat Fraher	45 Brian Forte	70 Brent Barnaky
7 Derrick Stafford	27 Dick Bavetta	46 Ben Taylor	71 Rodney Mott
8 Marc Davis	28 Zach Zarba	47 Bennie Adams	72 JT Orr
10 Ron Garretson	29 Mark Lindsay	48 Scott Foster	73 Tre Maddox
11 Derrick Collins	30 John Goble	49 Tom Washington	74 Curtis Blair
12 Violet Palmer	31 Scott Wall	50 Olandis Poole	76 Steve Anderson
13 Monty McCutchen	32 Eddie F. Rush	52 Scott Twardoski	77 Karl Lane
14 Ed Malloy	33 Sean Corbin	54 Nick Buchert	79 Kevin Scott
15 Bennett Salvatore	34 Kevin Cutler	55 Bill Kennedy	
16 David Guthrie	35 Kane Fitzgerald	56 Mark Ayotte	
17 Joe Crawford	36 David Jones	58 Josh Tiven	39 Brenda Pantoja
18 Matt Boland	37 Eric Dalen	59 Gary Zielinski	51 Mitchell Ervin
19 James Capers	38 Michael Smith	60 James Williams	53 Lauren Holtkamp
20 Leroy Richardson	40 Leon Wood	61 Courtney Kirkland	62 Detric Taylor
22 Bill Spooner	41 Ken Mauer	63 Derek Richardson	64 Justin Van Duyne
23 Jason Phillips	42 Eric Lewis	65 Sean Wright	67 Brett Nansel
24 Mike Callahan	43 Dan Crawford	66 Haywoode Workman	75 CJ Washington
25 Tony Brothers	44 Eli Roe	68 Marat Kogut	78 Scott Bolnick

NON-STAFF OFFICIALS





EASTERN CONFERENCE

ATLANTIC DIVISION

TEAM	W	L	PCT	GB	HOME	ROAD	LAST-10	STREAK
New York	54	28	.659	-	31-10	23-18	8-2	Won 1
Brooklyn	49	33	.598	5	26-15	23-18	7-3	Won 2
Boston	41	40	.506	12.5	27-13	14-27	4-6	Lost 1
Philadelphia	34	48	.415	20	23-18	11-30	5-5	Won 1
Toronto	34	48	.415	20	21-20	13-28	7-3	Won 5

CENTRAL DIVISION

TEAM	W	L	PCT	GB	HOME	ROAD	LAST-10	STREAK
Indiana	49	32	.605	-	30-11	19-21	5-5	Lost 3
Chicago	45	37	.549	4.5	24-17	21-20	5-5	Won 2
Milwaukee	38	44	.463	11.5	21-20	17-24	3-7	Won 1
Detroit	29	53	.354	20.5	18-23	11-30	5-5	Lost 1
Cleveland	24	58	.293	25.5	14-27	10-31	2-8	Lost 6

SOUTHEAST DIVISION

TEAM	W	L	PCT	GB	HOME	ROAD	LAST-10	STREAK
Miami	66	16	.805	-	37-4	29-12	9-1	Won 8
Atlanta	44	38	.537	22	25-16	19-22	4-6	Lost 2
Washington	29	53	.354	37	22-19	7-34	3-7	Lost 6
Charlotte	21	61	.256	45	15-26	6-35	4-6	Won 3
Orlando	20	62	.244	46	12-29	8-33	2-8	Lost 3

WESTERN CONFERENCE

SOUTHWEST DIVISION

TEAM	W	L	PCT	GB	HOME	ROAD	LAST-10	STREAK
San Antonio	58	24	.707	-	35-6	23-18	3-7	Lost 3
Memphis	56	26	.683	2	32-9	24-17	8-2	Won 2
Houston	45	37	.549	13	29-12	16-25	6-4	Lost 2
Dallas	41	41	.500	17	24-17	17-24	6-4	Won 1
New Orleans	27	55	.329	31	16-25	11-30	2-8	Lost 5

NORTHWEST DIVISION

TEAM	W	L	PCT	GB	HOME	ROAD	LAST-10	STREAK
Oklahoma City	60	22	.732	-	34-7	26-15	7-3	Lost 1
Denver	57	25	.695	3	38-3	19-22	8-2	Won 3
Utah	43	39	.524	17	30-11	13-28	7-3	Lost 1
Portland	33	49	.402	27	22-19	11-30	0-10	Lost 13
Minnesota	31	51	.378	29	20-21	11-30	5-5	Won 1

PACIFIC DIVISION

TEAM	W	L	PCT	GB	HOME	ROAD	LAST-10	STREAK
L.A. Clippers	56	26	.683	-	32-9	24-17	7-3	Won 7
Golden State	47	35	.573	9	28-13	19-22	6-4	Won 2
L.A. Lakers	45	37	.549	11	29-12	16-25	8-2	Won 5
Sacramento	28	54	.341	28	20-21	8-33	2-8	Lost 4
Phoenix	25	57	.305	31	17-24	8-33	2-8	Lost 1

2012-13 REGULAR SEASON WIN GRID

ATLANTIC DIVISION

	ATL	BOS	BKN	CHA	CHI	CLE	DAL	DEN	DET	GS	HOU	IND	LAC	LAL	MEM	MA	ML	MIN	NO	NY	OKC	ORL	PHI	PHX	POR	SAC	SA	TOR	UTA	WAS
NY	3	3	2	2	0	3	1	1	4	1	0	2	0	1	1	3	3	2	2	-	1	4	3	2	0	1	2	2	2	3
BKN	2	3	-	3	1	3	1	1	4	0	0	3	1	0	0	0	2	1	2	2	1	4	3	2	2	2	0	3	0	3
BOS	3	-	1	2	2	2	1	1	1	1	2	1	1	0	1	1	1	0	1	1	3	2	2	1	1	0	3	2	3	
PHI	2	2	1	3	0	3	1	1	1	1	2	0	1	1	0	1	0	1	0	1	1	-	1	1	2	0	3	1	2	
TOR	1	1	1	2	2	2	1	1	2	0	1	2	1	1	0	0	0	2	2	2	0	4	1	2	1	0	0	-	0	2

CENTRAL DIVISION

	ATL	BOS	BKN	CHA	CHI	CLE	DAL	DEN	DET	GS	HOU	IND	LAC	LAL	MEM	MA	ML	MIN	NO	NY	OKC	ORL	PHI	PHX	POR	SAC	SA	TOR	UTA	WAS
IND	2	0	3	3	4	2	4	2	0	4	1	2	-	1	2	2	2	1	2	2	0	2	2	2	1	2	0	2	1	3
CHI	2	2	3	2	-	3	1	2	3	2	0	1	0	1	0	2	2	2	1	4	0	4	3	1	0	1	0	1	1	2
MIL	0	3	2	2	2	2	1	0	1	2	1	2	0	1	0	1	-	0	1	0	1	2	3	2	2	0	3	1	1	
DET	1	2	0	3	1	4	0	0	-	0	0	0	0	0	0	1	3	0	0	0	0	2	2	1	1	1	1	2	0	4
CLE	2	2	0	2	1	-	0	0	0	0	0	0	1	1	0	2	2	0	1	0	1	3	1	0	1	0	0	2	1	3

SOUTHEAST DIVISION

	ATL	BOS	BKN	CHA	CHI	CLE	DAL	DEN	DET	GS	HOU	IND	LAC	LAL	MEM	MA	ML	MIN	NO	NY	OKC	ORL	PHI	PHX	POR	SAC	SA	TOR	UTA	WAS
MIA	4	3	3	4	2	4	2	2	2	1	2	1	1	2	1	-	3	2	2	1	2	4	4	2	1	2	2	3	1	3
ATL	-	1	2	4	1	2	1	1	2	0	2	0	2	1	2	0	4	1	1	0	1	4	2	1	1	2	0	2	2	3
WAS	1	0	1	1	2	0	0	2	0	0	1	1	1	1	1	1	2	1	2	1	1	2	1	2	2	0	0	2	0	-
CHA	0	2	0	-	1	1	1	0	1	0	1	0	0	0	0	2	2	0	1	0	3	1	0	0	0	0	2	0	3	
ORL	0	0	0	1	0	1	0	1	2	2	0	1	1	1	0	0	1	1	1	0	0	-	2	2	1	0	0	0	0	2

SOUTHWEST DIVISION

	ATL	BOS	BKN	CHA	CHI	CLE	DAL	DEN	DET	GS	HOU	IND	LAC	LAL	MEM	MA	ML	MIN	NO	NY	OKC	ORL	PHI	PHX	POR	SAC	SA	TOR	UTA	WAS
SA	2	2	2	2	2	2	4	2	1	2	3	2	2	2	2	0	2	2	3	0	2	2	2	2	1	4	-	2	2	2
MEM	0	2	2	2	2	2	3	1	2	3	3	0	1	2	-	1	2	3	2	1	2	2	1	2	3	4	2	2	3	1
HOU	2	1	2	2	2	2	1	0	2	3	-	0	1	2	1	0	1	2	3	2	1	2	1	2	2	2	1	1	3	1
DAL	1	1	1	1	1	2	-	1	2	1	3	0	1	1	1	0	1	2	3	1	0	2	1	3	3	4	0	1	1	2
NO	1	2	0	2	1	1	1	1	2	0	1	0	1	0	2	0	1	1	-	0	0	1	1	2	2	2	1	0	1	0

NORTHWEST DIVISION

	ATL	BOS	BKN	CHA	CHI	CLE	DAL	DEN	DET	GS	HOU	IND	LAC	LAL	MEM	MA	ML	MIN	NO	NY	OKC	ORL	PHI	PHX	POR	SAC	SA	TOR	UTA	WAS
OKC	1	1	1	2	2	1	4	1	2	3	2	2	3	3	1	0	1	2	4	1	-	2	2	4	4	3	2	2	3	1
DEN	1	1	1	2	2	2	2	-	2	3	4	2	2	3	3	0	2	2	2	1	3	1	1	2	3	4	2	1	3	0
UTA	0	0	2	2	0	1	2	1	2	2	1	0	2	1	1	1	1	4	3	0	1	2	1	3	3	2	1	2	-	2
POR	1	1	0	2	2	1	1	1	1	0	2	1	1	1	1	1	0	4	1	2	0	1	1	1	-	2	2	1	1	0
MIN	1	1	1	0	0	2	2	2	2	0	1	1	0	0	0	0	2	-	3	0	2	1	2	3	0	2	2	0	0	1

PACIFIC DIVISION

	ATL	BOS	BKN	CHA	CHI	CLE	DAL	DEN	DET	GS	HOU	IND	LAC	LAL	MEM	MA	ML	MIN	NO	NY	OKC	ORL	PHI	PHX	POR	SAC	SA	TOR	UTA	WAS
LAC	1	1	1	2	2	1	2	1	2	1	2	1	-	4	3	1	2	4	3	2	0	1	2	3	3	3	2	1	4	1
GS	2	1	2	2	0	2	2	1	2	-	1	1	3	1	0	1	0	4	4	1	1	0	1	4	3	1	2	2	1	2
LAL	1	1	2	2	1	1	3	1	2	3	2	1	0	-	1	0	1	3	4	1	1	1	1	2	3	3	1	1	1	1
SAC	0	1	0	2	1	2	0	0	1	3	1	0	1	1	0	0	0	1	1	1	0	2	0	2	2	-	0	2	2	2
PHO	1	0	0	2	1	2	1																							



2012-13 TEAM STATISTICS

2012-13 FINAL TEAM STATISTICS

TEAM	POINTS PER GAME		FIELD GOAL PERCENTAGE		TURNOVERS PER GAME		REBOUND PERCENTAGES			BELOW 100 PTS.		OVERTIME GAMES		3 PTS. OR LESS		10 PTS. OR MORE	
	OWN	OPP.	OWN	OPP.	OWN	OPP.	OFF.	DEF.	TOT.	OWN	OPP.	W	L	W	L	W	L
Allanta	98.0	97.5	.464	.450	14.9	15.2	.222	.736	.479	40	52	4	1	5	5	19	20
Boston	96.5	96.7	.465	.441	14.6	15.3	.201	.733	.467	49	47	7	4	8	7	18	23
Brooklyn	96.9	95.1	.450	.464	14.7	13.4	.309	.737	.523	52	50	5	0	9	4	23	17
Charlotte	93.4	102.7	.425	.471	14.1	14.0	.257	.711	.484	58	30	3	1	6	6	6	37
Chicago	93.2	92.9	.437	.443	14.3	13.7	.294	.736	.515	62	60	4	2	11	7	16	16
Cleveland	96.5	101.2	.434	.476	14.0	15.2	.281	.726	.504	55	35	0	1	6	11	7	27
Dallas	101.1	101.7	.462	.445	14.0	14.7	.218	.730	.474	37	33	3	8	5	8	17	19
Denver	106.1*	101.1	.478	.444	15.3	15.9	.314*	.718	.516	19	37	4	2	11	7	28	8
Detroit	94.9	98.8	.449	.459	15.1	13.7	.283	.730	.506	53	43	0	3	6	10	15	29
Golden State	101.2	100.3	.458	.439	15.1	13.5	.254	.755*	.505	35	44	2	2	5	3	20	18
Houston	106.0	102.5	.461	.454	16.4	14.8	.264	.752	.508	26	31	0	4	5	5	26	13
Indiana	94.7	90.7	.436	.420*	15.1	13.5	.303	.746	.524	55	63	2	3	4	9	27	14
L.A. Clippers	101.1	94.6	.478	.443	14.6	16.1*	.288	.735	.512	33	53	0	2	3	5	38	12
L.A. Lakers	102.2	101.0	.458	.453	15.0	12.9	.270	.743	.506	28	40	3	0	8	5	18	17
Memphis	93.4	89.3*	.444	.435	14.0	15.5	.310	.743	.526*	58	71	4	1	6	4	28	9
Miami	102.9	95.0	.496*	.440	13.9	15.6	.222	.730	.476	33	54	5	1	9	3	39	8
Milwaukee	98.9	100.4	.435	.454	14.1	16.0	.279	.713	.496	44	38	3	3	7	5	13	25
Minnesota	95.7	98.1	.439	.468	14.8	15.9	.274	.740	.507	56	39	1	1	3	10	15	26
New Orleans	94.1	97.9	.448	.471	14.5	13.2	.292	.744	.518	58	45	1	3	7	5	10	27
New York	100.0	95.7	.448	.458	12.0*	15.1	.256	.747	.501	36	53	0	2	7	5	31	12
Oklahoma City	105.7	96.5	.481	.425	15.3	14.8	.267	.734	.500	24	50	4	2	3	6	44	6
Orlando	94.1	101.1	.448	.463	14.5	12.4	.254	.746	.500	55	40	1	3	2	9	8	30
Philadelphia	93.2	96.5	.444	.454	13.0	14.3	.249	.734	.491	56	50	2	1	4	5	13	24
Phoenix	95.2	101.6	.443	.470	15.6	15.3	.270	.719	.494	58	37	3	2	6	8	10	31
Portland	97.5	100.7	.448	.474	14.7	13.1	.253	.733	.493	46	40	5	1	9	6	13	24
Sacramento	100.2	105.1	.447	.472	14.6	14.7	.266	.710	.488	42	30	0	4	7	3	12	31
San Antonio	103.0	96.6	.481	.442	14.7	14.9	.205	.749	.477	31	50	4	3	9	5	31	10
Toronto	97.2	98.7	.446	.458	13.7	14.3	.255	.734	.495	50	45	2	7	8	8	16	22
Utah	98.0	98.1	.454	.458	14.8	14.7	.288	.732	.510	49	44	3	3	5	7	19	21
Washington	93.2	95.8	.435	.440	15.1	14.5	.246	.746	.496	59	53	0	5	6	9	13	17

Composite: 2458 games 98.1 453 14.6 .265 .735 1357 75 190 593

REBOUND PERCENTAGES

OFF: (Percentage of a given team's missed shots which that team rebounds)

DEF: (Percentage of opponents' missed shots which a given team rebounds)

TOT: (Average of offensive and defensive rebound percentages)

* League Leader

TEAM'S STATISTICS (PER GAME RANK WITHIN LEAGUE)

	ATL	BOS	BKN	CHA	CHI	CLE	DAL	DEN	DET	GS	HOU	IND	LAC	LAL	MEM	MA	MIL	MIN	NO	NY	OKC	ORL	PHI	PHX	POR	SAC	SA	TOR	UTA	WAS
PTS	14	18	17	26	29	19	8	1	22	7	2	23	9	6	27	5	12	20	25	11	3	24	30	21	15	10	4	16	13	28
FG%	7	6	13	30	25	29	8	5	14	11	9	26	4	10	21	1	28	24	15	18	3	17	22	23	16	19	2	20	12	27
FT%	26	6	24	18	9	14	2	28	29	4	17	19	27	30	10	16	22	21	8	13	1	15	25	20	7	11	3	5	12	23
3FG%	7	15	17	27	21	23	6	25	18	1	9	22	16	19	24	2	14	30	11	5	3	29	13	28	20	12	4	26	8	10
OR	27	30	5	16	6	7	26	1	8	22	17	4	15	14	3	28	2	11	10	19†	25	19†	18	12	23	13	29	24	9	21
DR	11	12	21	28	14	30	6	10	20	1	7†	5	17	2	24	16	13	19	26†	25	3	9	15	23	18	29	4	26†	22	7†
REB	23	29	10	27	8	22	16	2	13	3	7	1	18†	4	11	30	5	14†	17	26	6	12	20	18†	24	25	21	28	14†	9
AST	2	12	27	29	8	26	5	3	22	15	6	28	4	17	24	7	9	16	23	30	21	10	11	14	18	25	1	20	13	19
STL	14	11	19	22	23	17	16	2	26	27	9†	24	1	25	4	3	8	5	30	12	9†	29	18	15	28	13	6	21	7	20
TO	21	13	17†	8	10	7	5†	27†	25	23	30	26	14	22	5†	4	9	20	12	1	2†	11	2	29	16	15	17†	3	19	24
BLK	23	22	18	6	15	29	8	3	16	27	24	4	7	14	12	10	2	19	11	30	1	25	20	13	26	28	9	17	5	21
PF	3	27	4	10	12	26	23	21	13	29	18	14	24	2	17	8	9	6	19	15	16	11	5	22	7	25	1	30	28	20
DQ	13†	3†	4†	13†	20†	26†	6†	10†	13†	20†	6†	12	24†	26†	6†	4†	13†	13†	21	24†	22†	29	6†	22†	2†	13†	1	28	13†	10†

OPPONENT'S STATISTICS (PER GAME RANK WITHIN LEAGUE)

	ATL	BOS	BKN	CHA	CHI	CLE	DAL	DEN	DET	GS	HOU	IND	LAC	LAL	MEM	MA	MIL	MIN	NO	NY	OKC	ORL	PHI	PHX	POR	SAC	SA	TOR	UTA	WAS
PTS	13	12	6	29	3	25	27	23	18	19	28	2	4	22	1	5	20	15†	14	7	9†	24	9†	26	21	30	11	17	15†	8
FG%	13	7	23	27	9	30	12	11	21	4	17	1	10	14	3	6	15	24	26	19	2	22	16	25	29	28	8	18	20	5
FT%	26	8	1	9	7	6	15	2	25	11	29	23	13	3	12	27	20	14	19	16	28	4	21	18	30	22	10	17	5	
3FG%	28	4	21	29	5	25	17	20	18	7	22	1	26	14	2	11	8	23	27	15	6	16	9	30	3	13	12	19	24	10
OR	21	22	7	25	11†	9	27	30	17	16	5	19	10	23	3	20	29	4	2	1	28	8	14†	24	11†	26	18	6	11†	14†
DR	26	24	2	25	10	15	29	6†	11	20	12	8	1	14	4	5	30	16	6†	19	3	23	27	21	17	22	16	13	9	28
REB	25	23	3	27	9	15	29	10	14	20	11†	8	2	19	1	5	30	16	4	11†	6	21	26	22	17	24	18	13	7	28
AST	15	11	8†	30	1	28	13	25	17	24	18	2	14	23	4	5	21	16	22	3	6	27	19†	19†	26	29	8†	12	7	10
STL	25	15	9	2	6†	11†	30	18†	26†	21	28	10	8	29	6†	17	18†	20	16	1	22	5	4	24	26†	11†	23	3	14	13
TO	9†	8	26	21	23	9†	17	3	22	24	14	25	1	29	6	5	2	4	27	11	13	30	19	7	28	15	12	20	16	18
BLK	6	10	12	30	22	29	5	28	21	15	26	20	4	13†	19	1	9	24	25	3	2	18	13	17	8	27	16	11	23	7
PF	25	18	5	6	17	16	24	4	15	20	9	3	7	1	13	10	22	2	27	19	8	29	30	28	26	14	23	12	11	21
DQ	24†	9	15	7†	1†	19†	24†	10†	16†	28	19†	3	10†	1†	4†	16†	16†	7†	22†	13†	4†	30	26†	26†	13†	22†	29	4†	19†	10†



2012-13 TEAM STATISTICS



2012-13 FINAL TEAM STATISTICS

TEAM	G	FIELD GOALS			3-PT. F.G.'S			FREE THROWS			REBOUNDS				MISCELLANEOUS				SCORING		
		MADE	ATT.	PCT.	MADE	ATT.	PCT.	MADE	ATT.	PCT.	OFF.	DEF.	TOT.	AST	PF	DQ	STL	TO	BLK	PTS	AVG.
Den.	82	3339	6983	.478	521	1518	.343	1505	2148	.701	1092	2601	3693	2002	1682	7	762	1253	533	8704	106.1
Hou.	82	3124	6782	.461	867	2369	.366	1573	2087	.754	909	2652	3561	1902	1662	6	679	1348	359	8668	106.0
OKC.	82	3126	6504	.481	598	1588	.377	1819	2126	.828	854	2725	3579	1753	1654	11	679	1253	624	8689	105.7
S.A.	82	3210	6675	.481	663	1764	.376	1365	1725	.791	666	2721	3387	2058	1427	3	695	1206	446	8448	103.0
Miami	82	3148	6348	.496	717	1809	.396	1423	1887	.754	676	2490	3166	1890	1533	5	710	1143	441	8336	102.9
LA-L	82	3041	6640	.458	715	2015	.355	1584	2289	.692	942	2732	3674	1818	1467	13	576	1232	429	8381	102.2
G.S.	82	3130	6840	.458	658	1632	.403	1378	1744	.790	885	2801	3686	1845	1753	10	567	1236	346	8296	101.4
Dall.	82	3182	6892	.462	606	1628	.372	1323	1669	.793	767	2669	3436	1906	1698	6	649	1144	453	8293	101.1
LA-C	82	3160	6608	.478	627	1752	.358	1342	1888	.711	938	2475	3413	1958	1716	12	784	1197	641	8289	101.1
Sac.	82	3086	6904	.447	610	1681	.363	1437	1869	.769	943	2385	3328	1708	1717	8	671	1199	342	8219	100.2
N.Y.	82	2996	6689	.448	891	2371	.376	1313	1729	.759	890	2436	3326	1579	1650	12	672	988	294	8196	100.0
Milw.	82	3128	7197	.435	601	1670	.360	1251	1700	.736	1068	2537	3605	1876	1554	8	685	1156	550	8108	98.9
Utah	82	3046	6710	.454	507	1385	.366	1439	1883	.764	989	2457	3446	1859	1750	8	690	1210	515	8038	98.0
Atl.	82	3084	6644	.464	706	1901	.371	1158	1619	.715	758	2593	3351	2007	1473	8	664	1219	369	8032	98.0
Port.	82	3009	6715	.448	673	1904	.353	1304	1680	.776	874	2474	3348	1784	1518	4	538	1203	335	7995	97.5
Tor.	82	2979	6685	.446	571	1665	.343	1442	1831	.788	871	2426	3297	1765	1836	15	595	1124	392	7971	97.2
Bkn.	82	2942	6544	.450	628	1760	.357	1432	1958	.731	1047	2460	3507	1668	1500	5	599	1206	391	7944	96.9
Bos.	81	3001	6459	.465	498	1390	.358	1318	1698	.776	654	2533	3187	1843	1717	17	667	1181	365	7813	96.5
Clev.	82	2993	6901	.434	547	1581	.346	1380	1826	.756	1004	2359	3363	1694	1737	13	647	1149	334	7918	96.5
Minn.	82	2943	6702	.439	450	1475	.305	1515	2042	.742	973	2473	3446	1836	1509	8	700	1214	387	7851	95.7
Phi.	82	3061	6916	.443	480	1455	.330	1203	1618	.744	959	2454	3183	1855	1688	11	659	1279	434	8005	95.2
Det.	82	2979	6638	.449	513	1440	.356	1307	1870	.699	991	2463	3454	1742	1623	8	574	1241	400	7778	94.9
Ind.	81	2845	6525	.436	555	1599	.347	1429	1915	.746	1043	2671	3174	1645	1623	7	580	1227	513	7674	94.7
N.O.	82	3093	6904	.448	506	1537	.329	1026	1359	.755	890	2612	3502	1871	1591	17	528	1191	358	7718	94.1
O.R.	82	2955	6589	.448	535	1474	.363	1269	1636	.776	988	2426	3144	1721	1673	4	520	1193	440	7714	94.1
Cha.	82	2823	6649	.425	469	1399	.335	1546	2060	.750	917	2389	3306	1587	1561	8	591	1153	479	7661	93.4
Mem.	82	2964	6679	.444	382	1108	.345	1349	1746	.773	1059	2445	3304	1751	1660	6	703	1144	366	7559	93.4
Wash.	82	2910	6693	.435	545	1495	.365	1279	1746	.733	887	2625	3539	1775	1681	7	598	1238	376	7644	93.2
Chi.	82	2926	6698	.437	446	1265	.353	1343	1738	.773	1063	2514	3540	1886	1617	10	588	1171	417	7641	93.2
Phil.	82	3059	6895	.444	518	1438	.360	1004	1377	.729	896	2493	3389	1867	1505	6	609	1070	384	7640	93.2

2012-13 FINAL OPPONENT STATISTICS

TEAM	G	FIELD GOALS			3-PT. F.G.'S			FREE THROWS			REBOUNDS				MISCELLANEOUS				SCORING		DIFF	
		MADE	ATT.	PCT.	MADE	ATT.	PCT.	MADE	ATT.	PCT.	OFF.	DEF.	TOT.	AST	PF	DQ	STL	TO	BLK	PTS		AVG
Mem.	82	2748	6312	.435	504	1489	.338	1319	1763	.748	845	2359	3204	1599	1643	13	600	1268	450	7319	89.3	+4.1
Ind.	81	2797	6657	.420	440	1344	.327	1314	1728	.760	909	2401	3310	1555	1777	14	611	1096	459	7348	90.7	+4.0
Chi.	82	2906	6565	.443	453	1309	.346	1350	1826	.739	901	2489	3370	1545	1609	16	600	1123	477	7615	92.9	+0.3
LA-C	82	2834	6397	.443	627	1682	.373	1465	1956	.749	891	2315	3206	1812	1712	11	806	1319	335	7760	94.6	+6.5
Miami	82	2919	6633	.440	624	1783	.350	1329	1735	.766	921	2369	3290	1655	1673	8	649	1280	262	7791	95.0	+7.9
Bkn.	82	3066	6614	.464	518	1415	.366	1148	1571	.731	878	2336	3214	1756	1511	9	614	1102	390	7798	95.1	+1.8
N.Y.	82	2916	6365	.458	639	1789	.357	1378	1821	.757	824	2591	3415	1580	1576	10	523	1242	327	7849	95.7	+4.2
Wash.	82	2944	6697	.440	586	1680	.349	1378	1867	.738	903	2719	3622	1767	1569	11	639	1193	358	7852	95.8	-2.5
Phil.	82	3017	6643	.454	549	1574	.349	1331	1752	.760	903	2704	3607	1870	1331	4	590	1175	396	7914	96.5	-3.3
OKC.	82	2966	6972	.425	610	1761	.346	1372	1773	.774	987	2350	3337	1681	1698	13	673	1212	322	7914	96.5	+9.2
S.A.	82	3079	6960	.442	519	1471	.353	1246	1639	.760	912	2577	3489	1756	1565	2	675	1221	405	7923	96.6	+6.4
Bos.	81	2926	6639	.441	550	1610	.342	1434	1937	.740	925	2603	3528	1752	1574	11	634	1239	378	7836	96.7	-0.2
Atl.	82	3073	6823	.450	620	1635	.379	1233	1617	.763	928	2659	3587	1825	1543	5	689	1249	350	7999	97.5	+0.4
N.O.	82	3030	6435	.471	632	1688	.374	1339	1764	.759	835	2391	3226	1915	1534	6	648	1086	492	8031	97.9	-3.9
Utah	82	3003	6550	.458	560	1513	.370	1479	1953	.757	901	2446	3347	1689	1670	7	640	1206	480	8045	98.1	-0.1
Minn.	82	3113	6657	.468	576	1559	.369	1243	1652	.752	871	2583	3454	1832	1847	12	661	1302	481	8045	98.1	-2.4
Tor.	82	2971	6493	.458	546	1511	.361	1604	2148	.747	877	2544	3421	1796	1650	13	578	1169	387	8092	97.7	-1.5
Det.	82	3056	6655	.459	604	1676	.360	1389	1823	.762	911	2514	3425	1837	1630	8	691	1126	472	8105	98.8	-4.0
G.S.	82	3051	6954	.439	657	1896	.347	1464	1958	.748	907	2596	3503	1931	1571	3	670	1110	399	8223	100.3	+0.9
Milw.	82	3152	6946	.454	529	1519	.348	1398	1841	.759	1019	2757	3776	1893	1567	8	658	1310	362	8231	100.4	-1.5
Port.	82	3224	6807	.474	521	1531	.340	1286	1690	.761	901	2578	3479	1944	1537	10	691	1074	359	8255	100.7	-3.2
LA-L	82	3253	7180	.453	613	1718	.357	1167	1594	.732	947	2551	3498	1918	1891	16	696	1061	396	8286	101.0	+1.2
Det.	82	3121	7025	.444	687	1894	.363	1358	1858	.731	1020	2391	3411	1936	1775	11	658	1305	554	8287	101.1	+5.1
Orn.	82	3169	6842	.463	617	1721	.359	1336	1811	.738	888	2618	3506	1946	1353	1	592	1020	430	8291	101.1	-7.0
Clev.	82	3109	6527	.476	610	1639	.372	1469	1897	.739	889	2563	3452	1963	1615	7	624	1249	560	8297	101.2	-4.7
Phi.	82	3181	6771	.470	568	1464	.388	1405	1855	.757	958	2597	3555	1870	1511	4	685	1258	420	8335	101.6	-6.5
Dall.	82	3067	6889	.445	642	1789	.359	1566	2079	.753	985	2752	3737	1805	1547	5	698	1203	340	8342	101.7	-0.6
Hou.	82	3184	7007	.454	661	1799	.367	1374	1771	.776	876	2539	3415	1858	1746	7	693	1210	498	8403	102.5	+3.5
Sac.	82	3185	6762	.471	716	1847	.388	1332	1784	.747	971	2645	3616	2071	1746	12	629	1152	565	8418	102.7	-9.2
Cha.	82	3222	6831	.472	625	1627	.355	1580	1980</													



2012-13 NBA HIGH-LOW / 2012-13 NBA ATTENDANCE

SINGLE GAME HIGHS - PLAYERS

MIN	60	DeRozan, TOR vs. UTA, 11/12 (3 OT)
MIN	48	(8 times) *Barton, POR vs. GS, 4/17
FGM	19	Wade, MIA vs. SAC, 2/26 (2 OT)
FGM	19	Jefferson, UTA vs. MIN, 4/12
FGA	41	Bryant, LAL at GS, 12/22 (OT)
FGA	33	Bryant, LAL at ATL, 3/13
3FGM	11	Curry, GS at NY, 2/27
3FGM	11	D. Williams, BKN vs. WAS, 3/8
3FGA	16	D. Williams, BKN vs. WAS, 3/8
FTM	25	Howard, LAL at ORL, 3/12
FTA	39	Howard, LAL at ORL, 3/12
OREB	12	(3 times) *Evans, BKN at POR, 3/27
DREB	23	Howard, LAL vs. DEN, 1/6
REB	29	Vucevic, ORL vs. MIA, 12/31 (OT)
REB	28	Chandler, NY vs. GS, 2/27
AST	20	Rondo, BOS vs. PHI, 11/9
AST	20	Rondo, BOS vs. TOR, 11/17
STL	8	Walker, CHA vs. DAL, 11/10 (OT)
STL	8	Rubio, MIN at MIL, 4/3
TO	10	Bryant, LAL vs. IND, 11/27
BLK	11	Hibbert, IND vs. NO, 11/21 (OT)
BLK	11	Noah, CHI vs. PHI, 2/28
PTS	54	Curry, GS at NY, 2/27

SINGLE GAME HIGHS & LOWS - TEAMS

FGM	56	Miami, vs. SAC, 2/26 (2 OT)
FGM	54	Denver, vs. HOU, 4/6
Fewest FGM	20	New York, at GS, 3/11
FGA	113	Denver, at GS, 11/10 (2 OT)
FGA	113	Denver, at BOS, 2/10 (3 OT)
FGA	104	Phoenix, at DEN, 4/17
Fewest FGA	60	Miami, vs. NY, 4/2
FG%	.638	Chicago, at CLE, 11/2
Lowest FG%	.274	New York, at GS, 3/11
3FGM	23	Houston, vs. GS, 2/5
3FGA	46	Houston, at WAS, 2/23
3FG%	.818	Orlando, vs. PHO, 11/4
FTM	40	Oklahoma City, at DEN, 1/20 (OT)
FTM	40	L.A. Clippers, vs. GS, 11/3
Fewest FTM	2	Atlanta, at CLE, 1/9
FTA	52	L.A. Clippers, vs. GS, 11/3
Fewest FTA	3	Washington, at MEM, 2/1
FT%	1.000	Boston, at ATL, 1/25 (2 OT)
FT%	1.000	(25 times) *San Antonio, vs. MIN, 4/17
Lowest FT%	.333	New Orleans, vs. ATL, 1/1
OREB	26	Utah, at WAS, 11/17
Fewest OREB	1	Boston, vs. SA, 11/21
DREB	50	Denver, at BOS, 2/10 (3 OT)
DREB	50	L.A. Lakers, at DAL, 11/24
Fewest DREB	16	Charlotte, at UTA, 3/1
REB	67	Indiana, vs. SAC, 11/3 (2 OT)
REB	67	Brooklyn, vs. PHI, 4/9
Fewest REB	23	Miami, at UTA, 1/14
AST	41	San Antonio, vs. SAC, 3/1
Fewest AST	9	Brooklyn, at IND, 2/11 (OT)
Fewest AST	9	Oklahoma City, at MEM, 3/20 (OT)
PF	35	Orlando, vs. LAL, 3/12
Fewest PF	5	Orlando, at PHI, 2/4
STL	18	L.A. Clippers, vs. DAL, 12/5
TO	29	Phoenix, vs. TOR, 3/6
Fewest TO	2	Oklahoma City, vs. LAL, 3/5
BLK	17	Dallas, at NO, 2/22
PTS	141	Miami, vs. SAC, 2/26 (2 OT)
PTS	140	Houston, vs. GS, 2/5
Fewest PTS	58	Atlanta, at CHI, 1/14

2012-13 ATTENDANCE

TEAM	HOME ATTENDANCE		AVG
	G	ATT	
Atlanta Hawks	41	620,146	15,126
Boston Celtics	40	744,960	18,624
Brooklyn Nets	41	704,702	17,188
Charlotte Bobcats	41	628,293	15,324
Chicago Bulls	41	896,944	21,877
Cleveland Cavaliers	41	663,882	16,192
Dallas Mavericks	41	821,490	20,036
Denver Nuggets	41	730,616	17,820
Detroit Pistons	41	606,094	14,783
Golden State Warriors	41	794,320	19,374
Houston Rockets	41	683,564	16,672
Indiana Pacers	41	626,069	15,270
Los Angeles Clippers	41	788,293	19,227
Los Angeles Lakers	41	778,877	18,997
Memphis Grizzlies	41	681,613	16,625
Miami Heat	41	819,290	19,983
Milwaukee Bucks	41	616,469	15,036
Minnesota Timberwolves	41	669,976	16,341
New Orleans Hornets	41	565,930	13,803
New York Knickerbockers	41	780,353	19,033
Oklahoma City Thunder	41	746,323	18,203
Orlando Magic	41	721,414	17,595
Philadelphia 76ers	41	685,412	16,717
Phoenix Suns	41	632,913	15,437
Portland Trail Blazers	41	813,012	19,830
Sacramento Kings	41	563,743	13,750
San Antonio Spurs	41	755,700	18,432
Toronto Raptors	41	743,936	18,145
Utah Jazz	41	765,915	18,681
Washington Wizards	41	670,070	16,343
TOTALS	1229	21,320,319	17,348

ROAD ATTENDANCE

TEAM	ROAD ATTENDANCE		AVG
	G	ATT	
Atlanta Hawks	41	703,804	17,166
Boston Celtics	41	728,521	17,769
Brooklyn Nets	41	706,824	17,240
Charlotte Bobcats	41	676,587	16,502
Chicago Bulls	41	743,927	18,145
Cleveland Cavaliers	41	688,014	16,781
Dallas Mavericks	41	722,151	17,613
Denver Nuggets	41	713,476	17,402
Detroit Pistons	41	692,318	16,886
Golden State Warriors	41	705,369	17,204
Houston Rockets	41	737,281	17,982
Indiana Pacers	40	682,456	17,061
Los Angeles Clippers	41	730,073	17,807
Los Angeles Lakers	41	773,532	18,867
Memphis Grizzlies	41	704,988	17,195
Miami Heat	41	782,729	19,091
Milwaukee Bucks	41	693,702	16,920
Minnesota Timberwolves	41	698,403	17,034
New Orleans Hornets	41	707,426	17,256
New York Knickerbockers	41	749,124	18,271
Oklahoma City Thunder	41	751,775	18,336
Orlando Magic	41	689,682	16,822
Philadelphia 76ers	41	710,251	17,323
Phoenix Suns	41	703,236	17,152
Portland Trail Blazers	41	685,844	16,728
Sacramento Kings	41	709,534	17,306
San Antonio Spurs	41	708,920	17,291
Toronto Raptors	41	668,890	16,314
Utah Jazz	41	687,533	16,769
Washington Wizards	41	663,949	16,194
TOTALS	1229	21,320,319	17,348





SCORING AVERAGE

	G	FG	FT	PTS	AVG
Anthony, N.Y.	67	669	425	1920	28.7
Durant, OKC.	81	731	679	2280	28.1
Bryant, LA-L	78	738	525	2133	27.3
James, Mia.	76	765	403	2036	26.8
Harden, Hou.	78	585	674	2023	25.9
Westbrook, OKC.	82	673	460	1903	23.2
Curry, G.S.	78	626	262	1786	22.9
Wade, Mia.	69	569	308	1463	21.2
Aldridge, Por.	74	638	282	1560	21.1
Lopez, Bkn.	74	570	297	1437	19.4

REBOUNDS PER GAME

	G	OFF	DEF	TOT	AVG
Howard, LA-L	76	251	694	945	12.4
Vucevic, Ori.	77	273	644	917	11.9
Asik, Hou.	82	275	681	956	11.7
Randolph, Mem.	76	310	544	854	11.2
Lee, G.S.	79	218	668	886	11.2
Evans, Bkn.	80	260	628	888	11.1
Hickson, Por.	80	266	562	828	10.4
Horford, Atl.	74	195	562	757	10.2
Cousins, Sac.	75	222	524	746	9.9
Boozer, Chi.	79	175	596	771	9.8

STEALS

	G	STL	AVG
Paul, LA-C	70	169	2.41
Rubio, Min.	57	137	2.40
Conley, Mem.	80	174	2.18
Ellis, Mil.	82	169	2.06
Walker, Cha.	82	160	1.95
Wade, Mia.	69	128	1.86
Harden, Hou.	78	142	1.82
George, Ind.	79	143	1.81
Westbrook, OKC.	82	145	1.77
T. Young, Phi.	76	133	1.75

BLOCKS

	G	BLK	AVG
Ibaka, OKC.	80	242	3.03
Sanders, Mil.	71	201	2.83
Duncan, S.A.	69	183	2.65
Hibbert, Ind.	79	206	2.61
Howard, LA-L	76	186	2.45
Noah, Chi.	66	141	2.14
Lopez, Bkn.	74	154	2.08
McGee, Den.	79	157	1.99
Smith, Atl.	76	136	1.79
Biyombo, Cha.	80	143	1.79

ASSISTS PER GAME

	G	AST	AVG
Rondo, Bos.	38	420	11.1
Paul, LA-C	70	678	9.7
Vasquez, N.O.	78	704	9.0
Jr. Holiday, Phi.	78	625	8.0
D. Williams, Bkn.	78	604	7.7
Parker, S.A.	66	499	7.6
Westbrook, OKC.	82	607	7.4
Dragic, Pho.	77	569	7.4
Nelson, Ori.	56	413	7.4
Rubio, Min.	57	418	7.3

FIELD GOAL %

	FG	FGA	PCT
Jordan, LA-C	314	488	.643
Howard, LA-L	470	813	.578
McGee, Den.	303	527	.575
Ibaka, OKC.	446	778	.573
James, Mia.	765	1354	.565
Hickson, Por.	418	744	.562
Spilliter, S.A.	315	563	.560
Johnson, Tor.	336	606	.554
Faried, Den.	380	689	.552
Horford, Atl.	576	1060	.543

3-PT FIELD GOAL %

	3FG	3GA	PCT
Calderon, Tor.-Det.	130	282	.461
Korver, Atl.	189	414	.457
Curry, G.S.	272	600	.453
Ilyasova, Mil.	95	214	.444
Nash, LA-L	57	130	.438
Battier, Mia.	136	316	.430
Green, S.A.	177	413	.429
Dunleavy, Mil.	128	299	.428
Green, LA-C	71	166	.428
Martin, OKC.	158	371	.426

FREE THROW %

	FT	FTA	PCT
Durant, OKC.	679	750	.905
Curry, G.S.	262	291	.900
Redick, Ori.-Mil.	171	190	.900
Martin, OKC.	219	246	.890
Allen, Mia.	140	158	.886
Paul, LA-C	286	323	.885
Thomas, Sac.	253	287	.882
Teague, Atl.	199	226	.881
Collison, Dal.	242	275	.880
Crawford, LA-C	216	248	.871

MINUTES PER GAME

	G	MIN	AVG
Deng, Chi.	75	2903	38.7
Bryant, LA-L	78	3013	38.6
Lillard, Por.	82	3167	38.6
Durant, OKC.	81	3119	38.5
Batum, Por.	73	2807	38.5
Harden, Hou.	78	2985	38.3
Curry, G.S.	78	2983	38.2
James, Mia.	76	2877	37.9
Aldridge, Por.	74	2790	37.7
George, Ind.	79	2972	37.6





FIRST ROUND

1.	Cleveland	Anthony Bennett	F	6-8	230	UNLV
2.	Orlando	Victor Oladipo	G	6-5	215	Indiana
3.	Washington	Otto Porter	F	6-8	205	Georgetown
4.	Charlotte	Cody Zeller	C	7-0	240	Indiana
5.	Phoenix	Alex Len	C	7-1	255	Maryland
6.	New Orleans	Nerlens Noel	C	6-11	215	Kentucky
7.	Sacramento	Ben McLemore	G	6-5	195	Kansas
8.	Detroit	Kentavious Caldwell-Pope	G	6-5	190	Georgia
9.	Minnesota	Trey Burke	G	6-1	187	Michigan
10.	Portland	CJ McCollum	G	6-3	190	Lehigh
11.	Philadelphia	Michael Carter-Williams	G	6-5	167	Syracuse
12.	Oklahoma City	Steven Adams	F/C	7-0	255	Pittsburgh
13.	Dallas	Kelly Olynyk	C	7-0	240	Gonzaga
14.	Utah	Shabazz Muhammad	F	6-6	223	UCLA
15.	Milwaukee	Giannis Antetokounmpo	F	6-9	195	Greece
16.	Boston	Lucas Nogueira	C	7-0	225	Brazil
17.	Atlanta	Dennis Schroeder	G	6-1	180	Germany
18.	Atlanta	Shane Larkin	G	5-11	176	Miami
19.	Cleveland	Sergey Karasev	F	6-7	205	Russia
20.	Chicago	Tony Snell	F	6-7	200	New Mexico
21.	Utah	Gorgui Dieng	C	6-11	240	Louisville
22.	Brooklyn	Mason Plumlee	F/C	7-0	240	Duke
23.	Indiana	Solomon Hill	F	6-6	230	Arizona
24.	New York	Tim Hardaway Jr.	G	6-6	185	Michigan
25.	LA Clippers	Reggie Bullock	F	6-7	200	North Carolina
26.	Minnesota	Andre Roberson	F	6-7	215	Colorado
27.	Denver	Rudy Gobert	F/C	7-2	238	France
28.	San Antonio	Livio Jean-Charles	F	6-9	217	France
29.	Oklahoma City	Archie Goodwin	G	6-5	195	Kentucky
30.	Phoenix	Nemanja Nedovic	G	6-3	200	Serbia

SECOND ROUND

31.	Cleveland	Allen Crabbe	G/F	6-6	205	California
32.	Oklahoma City	Alex Abrines	G	6-5	190	Spain
33.	Cleveland	Carrick Felix	G/F	6-6	203	Arizona
34.	Houston	Isaiah Canaan	G	6-1	195	Murray State
35.	Philadelphia	Glen Rice	G/F	6-6	215	Rio Grande Valley*
36.	Sacramento	Ray McCallum	G	6-2	185	Detroit
37.	Detroit	Tony Mitchell	F	6-9	235	North Texas
38.	Washington	Nate Wolters	G	6-4	190	South Dakota State
39.	Portland	Jeff Withey	C	7-0	235	Kansas
40.	Portland	Grant Jerrett	F	6-10	220	Arizona
41.	Memphis	Jamaal Franklin	G	6-5	195	San Diego State
42.	Philadelphia	Pierre Jackson	G	5-10	180	Baylor
43.	Milwaukee	Ricardo Ledo	G	6-6	180	Providence
44.	Dallas	Mike Muscala	C	6-11	234	Bucknell
45.	Portland	Marko Todorovic	C	6-11	240	Spain
46.	Utah	Erick Green	G	6-3	185	Virginia Tech
47.	Atlanta	Raul Neto	G	6-1	170	Brazil
48.	LA Lakers	Ryan Kelly	F	6-11	228	Duke
49.	Chicago	Erik Murphy	F	6-10	238	Florida
50.	Atlanta	James Ennis	F	6-7	200	Long Beach State
51.	Orlando	Romero Osby	F	6-8	240	Oklahoma
52.	Minnesota	Lorenzo Brown	G	6-5	185	North Carolina State
53.	Indiana	Colton Iverson	C	7-0	255	Colorado State
54.	Washington	Arsalan Kazemi	F	6-8	228	Oregon
55.	Memphis	Joffrey Lauvergne	F	6-10	220	France
56.	Detroit	Peyton Siva	G	5-11	180	Louisville
57.	Phoenix	Alex Oriakhi	F/C	6-9	240	Connecticut
58.	San Antonio	Deshawn Thomas	F	6-7	221	Ohio State
59.	Minnesota	Bojan Dubljevic	F/C	6-10	240	Montenegro
60.	Memphis	Janis Timma	F	6-7	225	Latvia





NBA CHAMPIONIS BY YEAR

SEASON	CHAMPION	COACH	OPPONENT	W/L
1946-47	Philadelphia	Gottlieb	CHI	4-1
1947-48	Baltimore	Jeannette	PHI	4-2
1948-49	Minneapolis	Kundla	WAS	4-2
1949-50	Minneapolis	Kundla	SYR	4-2
1950-51	Rochester	Harrison	NY	4-3
1951-52	Minneapolis	Kundla	NY	4-3
1952-53	Minneapolis	Kundla	NY	4-1
1953-54	Minneapolis	Kundla	SYR	4-3
1954-55	Syracuse	Cervi	FL Wayne	4-3
1955-56	Philadelphia	Senesky	FL Wayne	4-1
1956-57	Boston	Auerbach	STL	4-3
1957-58	St. Louis	Hannum	BOS	4-2
1958-59	Boston	Auerbach	MIN	4-0
1959-60	Boston	Auerbach	STL	4-3
1960-61	Boston	Auerbach	STL	4-1
1961-62	Boston	Auerbach	LA	4-3
1962-63	Boston	Auerbach	LA	4-2
1963-64	Boston	Auerbach	SF	4-1
1964-65	Boston	Auerbach	LA	4-1
1965-66	Boston	Auerbach	LA	4-3
1966-67	Philadelphia	Hannum	SF	4-2
1967-68	Boston	Russell	LA	4-2
1968-69	Boston	Russell	LA	4-3
1969-70	New York	Holzman	LA	4-3
1970-71	Milwaukee	Costello	BAL	4-0
1971-72	Los Angeles	Sharman	NY	4-1
1972-73	New York	Holzman	LA	4-1
1973-74	Boston	Heinsohn	MIL	4-3
1974-75	Golden State	Attles	WAS	4-0
1975-76	Boston	Heinsohn	PHO	4-2
1976-77	Portland	Ramsay	PHI	4-2
1977-78	Washington	Motta	SEA	4-3
1978-79	Seattle	Wilkins	WAS	4-1
1979-80	Los Angeles	Westhead	PHI	4-2
1980-81	Boston	Fitch	HOU	4-2
1981-82	Los Angeles	Riley	PHI	4-2
1982-83	Philadelphia	Cunningham	LAL	4-0
1983-84	Boston	Jones	LAL	4-3
1984-85	L.A. Lakers	Riley	BOS	4-2
1985-86	Boston	Jones	HOU	4-2
1986-87	L.A. Lakers	Riley	BOS	4-2
1987-88	L.A. Lakers	Riley	DET	4-3
1988-89	Detroit	Daly	LAL	4-0
1989-90	Detroit	Daly	POR	4-1
1990-91	Chicago	Jackson	LAL	4-1
1991-92	Chicago	Jackson	POR	4-2
1992-93	Chicago	Jackson	PHO	4-2
1993-94	Houston	Tomjanovich	NY	4-3
1994-95	Houston	Tomjanovich	ORL	4-0
1995-96	Chicago	Jackson	SEA	4-2
1996-97	Chicago	Jackson	UTAH	4-2
1997-98	Chicago	Jackson	UTAH	4-2
1998-99	San Antonio	Popovich	NY	4-1
1999-00	L.A. Lakers	Jackson	IND	4-2
2000-01	L.A. Lakers	Jackson	PHI	4-1
2001-02	L.A. Lakers	Jackson	NJ	4-0
2002-03	San Antonio	Popovich	NJ	4-2
2003-04	Detroit	Brown	LAL	4-1
2004-05	San Antonio	Popovich	DET	4-3
2005-06	Miami	Riley	DAL	4-2
2006-07	San Antonio	Popovich	CLE	4-0
2007-08	Boston	Rivers	LAL	4-2
2008-09	L.A. Lakers	Jackson	ORL	4-1
2009-10	L.A. Lakers	Jackson	BOS	4-3
2010-11	Dallas	Carlisle	MIA	4-2
2011-12	Miami	Spoelstra	OKC	4-1
2012-13	Miami	Spoelstra	SA	4-3





NBA AWARD WINNERS

MOST VALUABLE PLAYER (MAURICE PODOLOFF TROPHY)

1956	Bob Pettit	STL
1957	Bob Cousy	BOS
1958	Bill Russell	BOS
1959	Bob Pettit	STL
1960	Wilt Chamberlain	PHI
1961	Bill Russell	BOS
1962	Bill Russell	BOS
1963	Bill Russell	BOS
1964	Oscar Robertson	CIN
1965	Bill Russell	BOS
1966	Wilt Chamberlain	PHI
1967	Wilt Chamberlain	PHI
1968	Wilt Chamberlain	PHI
1969	Wes Unseld	BAL
1970	Willis Reed	NY
1971	K. Abdul-Jabbar	MIL
1972	K. Abdul-Jabbar	MIL
1973	Dave Cowens	BOS
1974	K. Abdul-Jabbar	LAL
1975	Bob McAdoo	BUF
1976	K. Abdul-Jabbar	LAL
1977	K. Abdul-Jabbar	LAL
1978	Bill Walton	POR
1979	Moses Malone	HOU
1980	K. Abdul-Jabbar	LAL
1981	Julius Erving	PHI
1982	Moses Malone	HOU
1983	Moses Malone	PHI
1984	Larry Bird	BOS
1985	Larry Bird	BOS
1986	Larry Bird	BOS
1987	Magic Johnson	LAL
1988	Michael Jordan	CHI
1989	Magic Johnson	LAL
1990	Magic Johnson	LAL
1991	Michael Jordan	CHI
1992	Michael Jordan	CHI
1993	Charles Barkley	PHX
1994	Hakeem Olajuwon	HOU
1995	David Robinson	SA
1996	Michael Jordan	CHI
1997	Karl Malone	Utah
1998	Michael Jordan	CHI
1999	Karl Malone	Utah
2000	Shaquille O'Neal	LAL
2001	Allen Iverson	PHI
2002	Tim Duncan	SA
2003	Tim Duncan	SA
2004	Kevin Garnett	MIN
2005	Steve Nash	PHX
2006	Steve Nash	PHX
2007	Dirk Nowitzki	DAL
2008	Kobe Bryant	LAL
2009	LeBron James	CLE
2010	LeBron James	CLE
2011	Derrick Rose	CHI
2012	LeBron James	MIA
2013	LeBron James	MIA

BILL RUSSELL NBA FINALS MVP

1969	Jerry West	LAL
1970	Willis Reed	NY
1971	K. Abdul-Jabbar	MIL
1972	Wilt Chamberlain	LAL
1973	Willis Reed	NY
1974	John Havlicek	BOS
1975	Rick Barry	GS
1976	Jo Jo White	BOS
1977	Bill Walton	POR
1978	Wes Unseld	WAS
1979	Dennis Johnson	SEA
1980	Magic Johnson	LAL
1981	Cedric Maxwell	BOS
1982	Magic Johnson	LAL
1983	Moses Malone	PHI
1984	Larry Bird	BOS
1985	K. Abdul-Jabbar	LAL
1986	Larry Bird	BOS
1987	Magic Johnson	LAL
1988	James Worthy	LAL
1989	Joe Dumars	DET
1990	Isiah Thomas	DET
1991	Michael Jordan	CHI
1992	Michael Jordan	CHI
1993	Michael Jordan	CHI
1994	Hakeem Olajuwon	HOU
1995	Hakeem Olajuwon	HOU
1996	Michael Jordan	CHI
1997	Michael Jordan	CHI
1998	Michael Jordan	CHI
1999	Tim Duncan	SA
2000	Shaquille O'Neal	LAL
2001	Shaquille O'Neal	LAL
2002	Shaquille O'Neal	LAL
2003	Tim Duncan	SA
2004	Chauncey Billups	DET
2005	Tim Duncan	SA
2006	Dwyane Wade	MIA
2007	Tony Parker	SA
2008	Paul Pierce	BOS
2009	Kobe Bryant	LAL
2010	Kobe Bryant	LAL
2011	Dirk Nowitzki	DAL
2012	LeBron James	MIA
2013	LeBron James	MIA

SPORTSMANSHIP AWARD

1996	Joe Dumars	DET
1997	Terrell Brandon	CLE
1998	Avery Johnson	SA
1999	Hershey Hawkins	SEA
1990	Eric Snow	PHI
2001	David Robinson	SA
2002	Steve Smith	SA
2003	Ray Allen	SEA
2004	P.J. Brown	NO
2005	Grant Hill	ORL
2006	Elton Brand	LAC
2007	Luol Deng	CHI
2008	Grant Hill	PHX
2009	Chauncey Billups	DEN
2010	Grant Hill	PHX
2011	Stephen Curry	GS
2012	Jason Kidd	DAL
2013	Jason Kidd	NY

DEFENSIVE PLAYER OF THE YEAR

1983	Sidney Moncrief	MIL
1984	Sidney Moncrief	MIL
1985	Mark Eaton	Utah
1986	Alvin Robertson	SA
1987	Michael Cooper	LAL
1988	Michael Jordan	CHI
1989	Mark Eaton	Utah
1990	Dennis Rodman	DET
1991	Dennis Rodman	DET
1992	David Robinson	SA
1993	Hakeem Olajuwon	HOU
1994	Hakeem Olajuwon	HOU
1995	Dikembe Mutombo	SEA
1996	Gary Payton	DEN
1997	Dikembe Mutombo	ATL
1998	Dikembe Mutombo	ATL
1999	Alonzo Mourning	MIA
2000	Alonzo Mourning	MIA
2001	Dikembe Mutombo	PHI
2002	Ben Wallace	DET
2003	Ben Wallace	DET
2004	Ron Artest	IND
2005	Ben Wallace	DET
2006	Ben Wallace	DET
2007	Marcus Camby	DEN
2008	Kevin Garnett	BOS
2009	Dwight Howard	ORL
2010	Dwight Howard	ORL
2011	Dwight Howard	ORL
2012	Tyson Chandler	NY
2013	Marc Gasol	MEM

SIXTH MAN AWARD

1983	Bobby Jones	PHI
1984	Kevin McHale	BOS
1985	Kevin McHale	BOS
1986	Bill Walton	BOS
1987	Ricky Pierce	MIL
1988	Roy Tarpley	PHX
1989	Eddie Johnson	DAL
1990	Ricky Pierce	MIL
1991	Detlef Schrempf	IND
1992	Detlef Schrempf	IND
1993	Cliff Robinson	POR
1994	Dell Curry	CHA
1995	Anthony Mason	CHI
1996	Toni Kukoc	NY
1997	John Starks	NY
1998	Danny Manning	PHX
1999	Darrell Armstrong	ORL
2000	Rodney Rogers	PHX
2001	Aaron McKie	PHI
2002	Corliss Williamson	DET
2003	Bobby Jackson	SAC
2004	Antawn Jamison	DAL
2005	Ben Gordon	CHI
2006	Mike Miller	MEM
2007	Leandro Barbosa	PHX
2008	Manu Ginobili	SA
2009	Jason Terry	DAL
2010	Jamal Crawford	LAL
2011	Lamar Odom	ATL
2012	James Harden	OKC
2013	J.R. Smith	NY

ROOKIE OF THE YEAR (EDDIE GOTTLIEB TROPHY)

1953	Don Meineke	FTW
1954	Ray Felix	BAL
1955	Bob Pettit	MIL
1956	Maurice Stokes	ROC
1957	Tom Heinsohn	BOS
1958	Woody Sauldsberry	PHI
1959	Elgin Baylor	MIN
1960	Wilt Chamberlain	PHI
1961	Oscar Robertson	CIN
1962	Walt Bellamy	CHI
1963	Terry Dischinger	CHI
1964	Jerry Lucas	CIN
1965	Willis Reed	NY
1966	Rick Barry	SF
1967	Dave Bing	DET
1968	Earl Monroe	BAL
1969	Wes Unseld	MIL
1970	K. Abdul-Jabbar	BAL
1971	Geoff Petrie	POR
1972	Dave Cowens	BOS
1973	Sidney Wicks	POR
1974	Bob McAdoo	BUF
1975	Ernie DiGregorio	BUF
1976	Keith Wikes	GS
1977	Alvan Adams	PHX
1978	Adrian Dantley	PHX
1979	Walter Davis	BUF
1980	Phil Ford	KC
1981	Larry Bird	BOS
1982	Darrell Griffith	Utah
1983	Buck Williams	NJ
1984	Terry Cummings	SD
1985	Ralph Sampson	HOU
1986	Michael Jordan	CHI
1987	Patrick Ewing	NY
1988	Chuck Person	IND
1989	Mark Jackson	NY
1990	Mitch Richmond	GS
1991	Dave Robinson	SA
1992	Derrick Coleman	NJ
1993	Larry Johnson	ORL
1994	Shaquille O'Neal	CHA
1995	Chris Webber	DET
1996	Grant Hill	GS
1997	Jason Kidd	DAL
1998	Damon Stoudamire	POR
1999	Allen Iverson	PHI
2000	Tim Duncan	SA
2001	Vince Carter	TOR
2002	Elton Brand	CHI
2003	Steve Francis	HOU
2004	Pau Gasol	ORL
2005	Amare Stoudemire	MEM
2006	LeBron James	CLE
2007	Emeka Okafor	CHA
2008	Chris Paul	NOK
2009	Brandon Roy	POR
2010	Kevin Durant	SEA
2011	Derrick Rose	CHI
2012	Tyreke Evans	SAC
2013	Blake Griffin	LAC
2014	Kyrie Irving	CLE
2015	Damian Lillard	POR





J. WALTER KENNEDY CITIZENSHIP AWARD

1975	Wes Unseld	WAS
1976	Slick Watts	SEA
1977	Dave Bing	WAS
1978	Bob Lanier	DET
1979	Calvin Murphy	HOU
1980	Austin Carr	CLE
1981	Mike Glenn	NY
1982	Kent Benson	DET
1983	Julius Erving	PHI
1984	Frank Layden	Utah
1985	Dan Issel	DEN
1986	Michael Cooper	LAL
	Rory Sparrow	NY
1987	Isiah Thomas	DET
1988	Alex English	DEN
1989	Thurl Bailey	Utah
1990	Doc Rivers	ATL
1991	Kevin Johnson	PHX
1992	Magic Johnson	LAL
1993	Terry Porter	POR
1994	Joe Dumars	DET
1995	Joe O'Toole	ATL
1996	Chris Dudley	POR
1997	P.J. Brown	MIA
1998	Steve Smith	ATL
1999	Brian Grant	POR
2000	Vlade Divac	SAC
2001	Dikembe Mutombo	PHI
2002	Alonzo Mourning	MIA
2003	David Robinson	SA
2004	Reggie Miller	IND
2005	Eric Snow	CLE
2006	Kevin Garnett	MIN
2007	Steve Nash	PHX
2008	Chauncey Billups	DET
2009	Dikembe Mutombo	HOU
2010	Samuel Dalembert	PHI
2011	Metta World Peace	LAL
2012	Pau Gasol	LAL
2013	Kenneth Faried	DEN

MOST IMPROVED PLAYER

1986	Alvin Robertson	SA
1987	Dale Ellis	SEA
1988	Kevin Duckworth	POR
1989	Kevin Johnson	PHX
1990	Rony Seikaly	MIA
1991	Scott Skiles	ORL
1992	Pervis Ellison	WAS
1993	M. Abdul-Rauf	DEN
1994	Don MacLean	WAS
1995	Dana Barros	PHI
1996	Gheorghe Muresan	WAS
1997	Isaac Austin	MIA
1998	Alan Henderson	ATL
1999	Darrell Armstrong	ORL
2000	Jalen Rose	IND
2001	Tracy McGrady	ORL
2002	Jermaine O'Neal	IND
2003	Gilbert Arenas	WAS
2004	Zach Randolph	POR
2005	Bobby Simmons	LAC
2006	Boris Diaw	PHX
2007	Monta Ellis	GS
2008	Hedo Turkoglu	ORL
2009	Danny Granger	IND
2010	Aaron Brooks	HOU
2011	Kevin Love	MIN
2012	Ryan Anderson	ORL
2013	Paul George	IND

COACH OF THE YEAR (RED AUERBACH TROPHY)

1963	Harry Gallatin	STL
1964	Alex Hannum	SF
1965	Red Auerbach	BOS
1966	Dolph Schayes	PHI
1967	Johnny Kerr	CHI
1968	Richie Guerin	STL
1969	Gene Shue	BAL
1970	Red Holzman	NY
1971	Dick Motta	CHI
1972	Bill Sharman	LAL
1973	Tom Heinsohn	BOS
1974	Ray Scott	DET
1975	Phil Johnson	KC
1976	Bill Fitch	CLE
1977	Tom Nissalke	HOU
1978	Hubie Brown	ATL
1979	Cotton Fitzsimmons	KC
1980	Bill Fitch	BOS
1981	Jack McKinney	IND
1982	Gene Shue	WAS
1983	Don Nelson	MIL
1984	Frank Layden	Utah
1985	Don Nelson	MIL
1986	Mike Fratello	ATL
1987	Mike Schuler	POR
1988	Doug Moe	DEN
1989	Cotton Fitzsimmons	PHX
1990	Pat Riley	LAL
1991	Don Chaney	HOU
1992	Don Nelson	GS
1993	Pat Riley	NY
1994	Lenny Wilkens	ATL
1995	Del Harris	LAL
1996	Phil Jackson	CHI
1997	Pat Riley	MIA
1998	Larry Bird	IND
1999	Mike Dunleavy	POR
2000	Doc Rivers	ORL
2001	Larry Brown	PHI
2002	Rick Carlisle	DET
2003	Gregg Popovich	SA
2004	Hubie Brown	MEM
2005	Mike D'Antoni	PHX
2006	Avery Johnson	DAL
2007	Sam Mitchell	TOR
2008	Byron Scott	NO
2009	Mike Brown	CLE
2010	Scott Brooks	OKC
2011	Tom Thibedeau	CHI
2012	Gregg Popovich	SA
2013	George Karl	DEN

EXECUTIVE OF THE YEAR

1973	Joe Axelson	KC
1974	Eddie Donovan	BUF
1975	Dick Vertlieb	GS
1976	Jerry Colangelo	PHX
1977	Ray Patterson	HOU
1978	Angelo Drossos	SA
1979	Bob Ferry	BOS
1980	Red Auerbach	BOS
1981	Jerry Colangelo	PHX
1982	Bob Ferry	WAS
1983	Zollie Volchok	SEA
1984	Frank Layden	Utah
1985	Vince Boryla	DEN
1986	Stan Kasten	ATL
1987	Stan Kasten	ATL
1988	Jerry Krause	CHI
1989	Jerry Colangelo	PHX
1990	Bob Bass	SA
1991	Bucky Buckwalter	POR
1992	Wayne Embry	CLE
1993	Jerry Colangelo	PHX
1994	Bob Whitsitt	SEA
1995	Jerry West	LAL
1996	Jerry Krause	CHI
1997	Bob Bass	CHA
1998	Wayne Embry	CLE
1999	Geoff Petrie	SAC
2000	John Gabriel	ORL
2001	Geoff Petrie	SAC
2002	Rod Thorn	NJ
2003	Joe Dumars	DET
2004	Jerry West	MEM
2005	Bryan Colangelo	PHX
2006	Elgin Baylor	LAC
2007	Bryan Colangelo	TOR
2008	Danny Ainge	BOS
2009	Mark Warkentien	DEN
2010	John Hammond	MIL
2011	Gar Forman	CHI
	Pat Riley	MIA
2012	Larry Bird	IND
2013	Masai Ujiri	DEN





NBA ALL-TIME SINGLE-GAME BESTS

POINTS

Wilt Chamberlain	3/2/62	vs. NY	100
Kobe Bryant	1/22/06	vs. TOR	81
Wilt Chamberlain	12/8/61	vs. LAL	78***
Wilt Chamberlain	1/13/62	vs. CHI	73
Wilt Chamberlain	11/62/62	at NY	73
David Thompson	4/9/78	at DET	73
Wilt Chamberlain	11/3/62	at LAL	72
Elgin Baylor	11/15/60	at NY	71
David Robinson	4/24/94	at LAC	71
Wilt Chamberlain	3/10/63	at SYR	70

REBOUNDS

Wilt Chamberlain	11/24/60	vs. BOS	55
Bill Russell	2/5/60	vs. SYR	51
Bill Russell	11/16/57	vs. PHI	49
Bill Russell	3/11/65	vs. DET	49
Wilt Chamberlain	2/6/60	vs. SYR	45
Wilt Chamberlain	1/21/61	vs. LAL	45
Wilt Chamberlain	11/10/59	vs. NY	43
Wilt Chamberlain	12/8/61	vs. LAL	43***
Bill Russell	1/20/63	vs. LAL	43
Wilt Chamberlain	3/6/65	vs. BOS	43

FIELD GOALS MADE

Wilt Chamberlain	3/2/62	vs. NY	36-63
Wilt Chamberlain	12/8/61	vs. LAL	31-62***
Wilt Chamberlain	12/16/67	at CHI	30-40
Rick Barry	3/26/74	vs. POR	30-45
Wilt Chamberlain	1/13/62	vs. CHI	29-48
Wilt Chamberlain	11/3/62	at LAL	29-48
Wilt Chamberlain	11/16/62	at NY	29-43
Wilt Chamberlain	2/9/69	vs. PHX	29-35
Elgin Baylor	11/15/60	at NY	28-48
Wilt Chamberlain	12/9/61	vs. CHI	28-48
Wilt Chamberlain	1/11/63	vs. LAL	28-47
Wilt Chamberlain	2/7/66	vs. LAL	28-43
David Thompson	4/9/78	at DET	28-38
Kobe Bryant	1/22/06	vs. TOR	28-46

STEALS

Larry Kenon	12/26/76	at KC	11
Kendall Gill	4/3/99	vs. MIA	11
Jerry West	12/7/73	vs. SEA	10
Larry Steele	11/16/74	vs. LAL	10
Fred Brown	12/3/76	at PHI	10
Gus Williams	2/22/78	at NJ	10
Eddie Jordan	3/23/79	at PHI	10
Johnny Moore	3/6/85	vs. IND	10
Fat Lever	3/9/85	vs. IND	10
Clyde Drexler	1/10/86	at MIL	10
Alvin Robertson	2/18/86	vs. PHX	10
Alvin Robertson	11/22/86	at LAC	10
Ron Harper	3/10/87	vs. PHI	10
Michael Jordan	1/29/88	vs. NJ	10
Alvin Robertson	1/11/89	vs. HOU	10*
Alvin Robertson	11/19/90	vs. UTAH	10
Kevin Johnson	12/9/93	vs. WAS	10
Clyde Drexler	11/1/96	vs. SAC	10
Mookie Blaylock	4/14/98	vs. PHI	10
Michael Finley	1/23/01	vs. PHI	10
Brandon Roy	1/24/09	vs. WAS	10

FREE THROWS MADE

Wilt Chamberlain	3/2/62	vs. NY	28-32
Adrian Dantley	1/4/84	vs. HOU	28-29
Adrian Dantley	11/25/83	vs. DEN	27-31
Adrian Dantley	10/31/80	vs. DAL	26-29
Michael Jordan	2/26/87	vs. NJ	26-27
Dwight Howard	3/12/13	at ORL	25-39
Frank Selvy	12/2/54	vs. MIN	24-26
Willie Burton	12/13/94	vs. MIA	24-28
Allen Iverson	2/12/05	vs. ORL	24-27
LeBron James	3/12/06	vs. MIA	24-28
Kevin Durant	1/23/09	at LAC	24-26


BLOCKED SHOTS

Elmore Smith	10/28/73	vs. POR	17
Manute Bol	1/25/86	vs. ATL	15
Manute Bol	2/26/87	vs. IND	15
Shaquille O'Neal	11/20/93	at NJ	15
Elmore Smith	10/26/73	vs. DET	14
Elmore Smith	11/4/73	vs. HOU	14
Mark Eaton	1/18/85	vs. POR	14
Mark Eaton	2/18/89	vs. SA	14
George Johnson	2/24/81	vs. GS	13
Mark Eaton	2/18/83	vs. POR	13
Darryl Dawkins	11/5/83	vs. PHI	13
Ralph Sampson	12/9/83	at CHI	13*
Manute Bol	2/2/90	vs. NJ	13
Shawn Bradley	4/7/98	vs. POR	13

ASSISTS

Scott Skiles	12/30/90	vs. DEN	30
Kevin Porter	2/24/78	vs. HOU	29
Bob Cousy	2/27/59	vs. LAL	28
Guy Rodgers	3/14/63	vs. STL	28
John Stockton	1/15/91	vs. SA	28
Geoff Huston	1/27/82	vs. GS	27
John Stockton	12/19/89	at NY	27
John Stockton	4/14/88	vs. POR	26
Ernie DiGregorio	1/1/74	at POR	25
Kevin Porter	3/9/79	vs. BOS	25
Kevin Porter	4/1/79	at PHX	25
Isiah Thomas	2/13/85	vs. DAL	25
Nate McMillan	2/23/87	vs. LAC	25
Kevin Johnson	4/6/94	vs. SA	25
Jason Kidd	2/8/96	vs. UTAH	25**





YEAR IN REVIEW

- 92 | Season Overall Statistics
- 92 | Lakers Transactions
- 93 | Home / Road Statistics
- 94 | 2012-13 Key Dates
- 95 | Breakdown
- 96 | Game-by-Game
- 97 | Miscellaneous Statistics
- 98 | Highs/Lows



2012-13 SEASON OVERALL STATISTICS & TRANSACTIONS

2012-13 LOS ANGELES LAKERS REGULAR SEASON STATISTICS (45-37)

PLAYER	- FIELD GOALS -					- 3-POINT FG -			- FREE THROWS -			- REBOUNDS -					PTS	AVG					
	G	GS	MIN	FG	FGA	PCT	FG	FGA	PCT	FT	FTA	PCT	OFF	DEF	TOT	AST			PF	DQ	STL	TO	BLK
Bryant	78	78	3013	738	1595	.463	132	407	.324	525	626	.839	66	367	433	469	173	0	106	287	25	2133	27.3
Howard	76	76	2722	470	813	.578	1	6	.167	355	721	.492	251	694	945	108	291	5	84	225	186	1296	17.1
Gasol	49	42	1655	270	579	.466	8	28	.286	125	178	.702	111	310	421	200	93	0	24	104	61	673	13.7
Nash	50	50	1627	236	475	.497	57	130	.438	107	116	.922	28	116	142	333	70	0	30	126	5	636	12.7
World Peace	75	66	2530	332	824	.403	141	412	.342	124	169	.734	101	271	372	112	198	4	122	98	42	929	12.4
Jamison	76	6	1636	267	575	.464	84	233	.361	94	136	.691	109	253	362	50	124	1	30	53	22	712	9.4
Meeks	78	10	1663	205	530	.387	122	342	.357	86	96	.896	37	134	171	69	103	0	58	52	5	618	7.9
Blake	45	13	1175	114	270	.422	72	171	.421	27	35	.771	21	111	132	173	83	2	34	62	6	327	7.3
Clark	59	36	1363	170	386	.440	35	104	.337	53	76	.697	82	243	325	65	102	0	36	62	44	428	7.3
Hill	29	1	458	77	155	.497	0	2	.000	40	61	.656	82	84	166	13	55	0	8	26	19	194	6.7
Morris	48	17	683	73	188	.388	24	66	.364	24	37	.649	24	33	57	76	58	0	21	45	2	194	4.0
Ebanks	19	3	197	24	73	.329	6	22	.273	11	14	.786	10	31	41	10	23	0	3	11	1	65	3.4
Duhon	46	9	820	47	123	.382	33	91	.363	6	13	.462	11	57	68	133	56	0	20	40	1	133	2.9
Sacre	32	3	203	18	48	.375	0	0	---	7	11	.636	9	25	34	6	38	1	0	10	10	43	1.3
Goudelock	1	0	6	0	2	.000	0	0	---	0	0	---	1	0	1	0	0	0	0	0	0	0	0.0
Johnson-Odom	4	0	6	0	4	.000	0	1	.000	0	0	---	1	3	4	1	0	0	0	0	0	0	0.0
LAKERS	82	-	19755	3041	6640	.458	715	2015	.355	1584	2289	.692	942	2732	3674	1818	1467	13	576	1232	429	8381	102.2
OPPONENTS	82	-	19755	3253	7180	.453	613	1718	.357	1167	1594	.732	947	2551	3498	1918	1891	16	696	1061	396	8286	101.0

PLAYER	- SINGLE-GAME HIGHS -					- AVERAGE PER GAME -					- CAREER HIGHS (C=SET, T=TIED THIS SEASON) -										
	MIN	REB	AST	STL	PTS	MIN	REB	AST	STL	PTS	FG	FGA	FT	FTA	REB	AST	PTS				
Bryant	48	12	14	5	10	4	47	38.6	5.6	6.0	1.36	3.7	0.32	27.3	28	47	23	16	15	81	
Howard	46	26	5	7	5	39	35.8	12.4	1.4	1.11	3.0	2.45	17.1	16	24	25C	39T	26T	7	45	
Gasol	44	20	11	3	5	4	26	33.8	8.6	4.1	0.49	2.1	1.24	13.7	17	28	15	20	22	12	44
Nash	41	9	13	2	6	2	22	32.5	2.8	6.7	0.80	2.5	0.10	12.7	16	27	13	16	13	22	42
World Peace	44	16	5	7	6	4	24	33.7	5.0	1.5	1.63	1.3	0.56	12.4	15	29	15	21	16C	11	39
Jamison	37	15	4	2	3	33	21.5	4.8	0.7	0.39	0.7	0.29	9.4	23	36	15	24	23	7	51	
Meeks	39	7	4	4	3	1	24	21.3	2.2	0.9	0.74	0.7	0.06	7.9	11	19	9	10	8	4T	31
Blake	48	7	8	5	5	2	24	26.1	2.9	3.8	0.76	1.4	0.13	7.3	9	20T	12	13	10	18	25
Clark	42	16	5	3	6	5	22	23.1	5.5	1.1	0.61	1.1	0.75	7.3	9C	17C	6C	8T	16C	5C	22C
Hill	31	12	3	1	4	4	17	15.8	5.7	0.4	0.28	0.9	0.66	6.7	8T	12	6	8C	15	3T	17C
Morris	31	5	6	3	5	1	15	14.2	1.2	1.6	0.44	0.9	0.04	4.0	5C	10	5C	6C	5C	6C	15C
Ebanks	34	5	2	1	2	1	15	10.4	2.2	0.5	0.16	0.6	0.05	3.4	7	11T	6	10	6	3	15C
Duhon	38	5	11	3	4	1	14	17.8	1.5	2.9	0.43	0.9	0.02	2.9	11	16	8	10	10	22	34
Sacre	28	4	1	0	3	4	10	6.3	1.1	0.2	0.00	0.3	0.31	1.3	4C	10C	2C	2C	4C	1C	10C
Goudelock	6	1	0	0	0	0	0	6.0	1.0	0.0	0.00	0.0	0.00	0.0	6	12	2	2	5	3	14
Johnson-Odom	3	2	1	0	0	0	0	1.5	1.0	0.3	0.00	0.0	0.00	0.0	0C	2C	0C	0C	2C	1C	0C
LAKERS	265	61	34	13	25	11	122	240.9	44.8	22.2	7.02	15.0	5.23	102.2	69	138	52	69	107	51	162
OPPONENTS	265	55	34	15	19	11	126	240.9	42.7	23.4	8.49	12.9	4.63	101.0	72	153	56	67	108	48	173

TRANSACTIONS

6/28/12	Acquired rights to Dallas' second round draft pick Darius Johnson-Odom for cash considerations.	10/22/12	Waived Chris Douglas-Roberts and Greg Somogyi.
7/10/12	Acquired Steve Nash from Phoenix in exchange for first round draft picks in 2013 & 2015 and second round draft picks in 2013 & 2014.	10/27/12	Waived Andrew Goudelock.
7/25/12	Signed free agent Antawn Jamison.	1/7/13	Waived Darius Johnson-Odom.
7/25/12	Re-signed Jordan Hill.	4/14/13	Re-signed free agent Andrew Goudelock.
8/10/12	Acquired Dwight Howard, Chris Duhon & Earl Clark from Orlando in exchange for Josh McRoberts, Christian Eyenga, a protected 2017 first round draft pick and a protected 2015 second round draft pick while sending Andrew Bynum to Philadelphia in a four-team trade (Denver, Philadelphia).	D-LEAGUE TRANSACTIONS	
8/13/12	Signed free agent Jodie Meeks.		Assigned Darius Johnson-Odom (11/10, 11/17, 11/25).
8/13/12	Re-signed Devin Ebanks.		Recalled Darius Johnson-Odom (11/11, 11/18).
9/5/12	Signed free agents Greg Somogyi & Reeves Nelson.		Assigned Robert Sacre (11/27, 11/28, 1/5, 3/7, 3/9, 4/3).
9/7/12	Signed second round draft pick Robert Sacre.		Recalled Robert Sacre (11/27, 12/3, 1/7, 3/8, 3/9, 4/4).
9/17/12	Signed Darius Johnson-Odom.		Assigned Darius Morris (3/7, 3/9, 4/3).
9/27/12	Signed free agent Ronnie Aguilar.		Recalled Darius Morris (3/8, 3/9, 4/4).
10/1/12	Signed free agent Chris Douglas-Roberts.		
10/20/12	Waived Ronnie Aguilar & Reeves Nelson.		



2012-13 HOME & ROAD STATISTICS



2012-13 LAKERS REGULAR SEASON HOME STATISTICS (29-12)

PLAYER	- FIELD GOALS -					- 3-POINT FG -			- FREE THROWS -			- REBOUNDS -				PF	DQ	STL	TO	BLK	PTS	AVG	
	G	GS	MIN	FG	FGA	PCT	FG	FGA	PCT	FT	FTA	PCT	OFF	DEF	TOT								AST
Bryant	38	38	1452	375	730	.486	63	181	.348	227	273	.832	36	174	210	247	84	0	55	136	8	1000	26.3
Howard	40	40	1464	277	451	.614	4	4	.250	176	388	.454	146	394	540	49	146	1	44	118	105	731	18.3
Gasol	28	24	944	149	353	.447	4	16	.250	83	111	.748	70	189	259	126	49	0	8	56	38	385	13.8
World Peace	39	33	1315	189	429	.394	75	226	.332	59	79	.747	42	144	186	71	97	1	53	45	20	472	12.1
Nash	22	22	717	101	208	.486	23	60	.383	30	33	.909	13	43	56	167	27	0	12	53	2	255	11.6
Jamison	37	1	790	144	301	.478	46	120	.383	55	77	.714	57	131	188	28	57	0	15	34	8	389	10.0
Blake	22	10	593	59	137	.431	37	85	.435	22	26	.846	11	61	72	100	46	1	17	39	3	177	8.0
Hill	16	0	267	50	89	.562	0	1	.000	26	37	.703	39	42	81	8	27	0	6	16	11	126	7.9
Clark	28	18	610	78	178	.438	20	49	.408	19	24	.792	33	109	142	39	41	0	18	31	21	195	7.0
Meeks	39	5	761	91	244	.373	55	163	.337	32	40	.800	14	59	73	36	48	0	20	24	1	269	6.9
Morris	25	10	437	42	116	.362	14	44	.318	13	25	.520	19	18	37	51	39	0	13	18	2	111	4.0
Ebanks	8	1	55	9	27	.333	4	7	.571	2	2	1.000	5	10	15	4	7	0	1	3	1	24	3.0
Duhon	23	2	396	20	59	.339	14	42	.333	1	3	.333	8	31	39	74	28	0	9	20	1	55	2.4
Sacre	13	1	79	7	16	.438	0	0	---	3	6	.500	4	9	13	2	14	1	0	6	3	17	1.3
Goudelock	1	0	6	0	2	.000	0	0	---	0	0	---	1	0	1	0	0	0	0	0	0	0	0.0
Johnson-Odom	3	0	3	0	3	.000	0	0	---	0	0	---	1	1	2	1	0	0	0	0	0	0	0.0
TEAM	41	-	9890	1551	3323	.467	356	998	.357	748	1124	.665	499	1415	1914	997	710	4	271	616	224	4206	102.6
OPPONENTS	41	-	9890	1579	3583	.441	286	868	.329	548	757	.724	447	1253	1700	977	943	10	352	516	201	3992	97.4

PLAYER	- SINGLE-GAME HIGHS -					- AVERAGE PER GAME -					- AVERAGE PER 48 MINUTES -										
	MIN	REB	AST	STL	BLK	PTS	MIN	REB	AST	STL	BLK	PTS	REB	AST	PF	STL	TO	BLK	PTS		
Bryant	47	11	14	5	10	2	41	38.2	5.5	6.5	1.45	3.6	2.01	26.3	6.9	8.2	2.8	1.82	4.5	0.26	33.1
Howard	46	26	4	5	7	5	31	36.6	13.5	1.2	1.10	3.0	2.63	18.3	17.7	1.6	4.8	1.44	3.9	3.44	24.0
Gasol	44	20	11	1	5	4	26	33.7	9.3	4.5	0.29	2.0	1.36	13.8	13.2	6.4	2.5	0.41	2.8	1.93	19.6
World Peace	44	12	5	4	3	4	22	33.7	4.8	1.8	1.36	1.2	0.51	12.1	6.8	2.6	3.5	1.93	1.6	0.73	17.2
Nash	40	6	13	2	5	1	22	32.6	2.5	7.3	0.55	2.4	0.09	11.6	3.7	10.8	1.8	0.80	3.5	0.13	17.1
Jamison	35	12	4	2	3	1	33	21.4	5.1	0.8	0.41	0.9	0.22	10.5	11.4	1.7	3.5	0.91	2.1	0.49	23.6
Blake	48	7	8	5	5	1	24	27.0	3.3	4.5	0.77	1.8	0.14	8.0	5.8	8.1	3.7	1.38	3.2	0.24	14.3
Hill	31	9	3	1	4	4	17	16.7	5.1	0.5	0.38	1.0	0.69	7.9	14.6	1.4	4.9	1.08	2.9	1.98	22.7
Clark	38	16	5	3	6	5	20	21.8	5.1	1.4	0.64	1.1	0.75	7.0	11.2	3.1	3.2	1.42	2.4	1.65	15.3
Meeks	39	6	4	2	3	1	21	19.5	1.9	0.9	0.51	0.6	0.03	6.9	4.6	2.3	3.0	1.26	1.5	0.06	17.0
Morris	31	5	6	3	2	1	14	17.5	1.5	2.0	0.52	0.7	0.08	4.4	4.1	5.6	4.3	1.43	2.0	0.22	12.2
Ebanks	12	3	2	1	1	1	6	6.9	1.9	0.5	0.13	0.4	0.13	3.0	13.1	3.5	6.1	0.87	2.6	0.87	20.9
Duhon	31	5	11	3	4	1	12	17.2	1.7	3.2	0.39	0.9	0.04	2.4	4.7	9.0	3.4	1.09	2.4	0.12	6.7
Sacre	22	4	1	0	3	1	6	6.1	1.0	0.2	0.00	0.5	0.23	1.3	7.9	1.2	8.5	0.00	3.6	1.82	10.3
Goudelock	6	1	0	0	0	0	0	6.0	1.0	0.0	0.00	0.0	0.00	0.0	8.0	0.0	0.0	0.00	0.0	0.00	0.0
Johnson-Odom	1	2	1	0	0	0	0	1.0	1.7	0.3	0.00	0.0	0.00	0.0	32.0	16.0	0.0	0.00	0.0	0.00	0.0
TEAM	265	58	34	11	22	11	122	240.2	46.7	24.3	6.61	15.0	5.46	102.6	46.4	24.2	17.2	6.58	14.9	5.44	102.1
OPPONENTS	265	54	34	14	19	10	125	241.2	41.5	23.8	8.59	12.6	4.90	97.4	41.3	23.7	22.9	8.54	12.5	4.88	98.9

2012-13 LAKERS REGULAR SEASON ROAD STATISTICS (16-25)

PLAYER	- FIELD GOALS -					- 3-POINT FG -			- FREE THROWS -			- REBOUNDS -				PF	DQ	STL	TO	BLK	PTS	AVG	
	G	GS	MIN	FG	FGA	PCT	FG	FGA	PCT	FT	FTA	PCT	OFF	DEF	TOT								AST
Bryant	40	40	1561	383	865	.443	69	226	.305	298	353	.844	30	193	223	222	89	0	51	151	17	1133	28.3
Howard	36	36	1257	193	362	.533	0	2	.000	179	333	.538	105	300	405	59	145	4	40	107	81	565	15.7
Gasol	21	18	711	121	246	.492	4	12	.333	42	67	.627	41	121	162	74	44	0	16	48	23	288	13.7
Nash	28	28	910	135	267	.506	34	70	.486	77	83	.928	13	73	86	172	43	0	18	73	3	381	13.6
World Peace	36	33	1214	163	395	.413	66	186	.355	65	90	.722	59	127	186	41	101	3	69	53	22	457	12.7
Meeks	39	5	904	114	286	.399	67	179	.374	54	56	.964	23	75	98	33	55	0	38	28	4	349	8.9
Jamison	39	5	846	123	274	.449	38	113	.336	39	59	.661	52	122	174	22	67	1	15	19	14	323	8.3
Clark	31	18	753	92	208	.442	15	55	.273	34	52	.654	49	134	183	26	61	0	18	31	23	233	7.5
Hill	23	3	582	55	133	.414	35	86	.407	5	9	.556	10	50	60	73	37	1	17	23	3	150	6.5
Blake	13	1	191	27	66	.409	0	1	.000	14	24	.583	43	42	85	5	28	0	2	10	8	68	5.2
Ebanks	11	2	141	15	46	.326	2	15	.133	9	12	.750	5	21	26	6	16	0	2	8	0	41	3.7
Morris	23	7	246	31	72	.431	10	22	.455	11	12	.917	5	15	20	25	19	0	8	27	0	83	3.6
Duhon	23	7	424	27	64	.422	19	49	.388	5	10	.500	3	26	29	59	28	0	11	20	0	78	3.4
Sacre	19	2	125	11	32	.344	0	0	---	4	5	.800	5	16	21	4	24	0	4	7	26	1.4	
Johnson-Odom	1	0	3	0	1	.000	0	0	---	0	0	---	0	2	2	0	0	0	0	0	0	0.0	
TEAM	41	-	9865	1490	3317	.449	359	1017	.353	836	1165	.718	443	1317	1780	821	757	9	305	616	205	4175	101.8
OPPONENTS	41	-	9865	1674	3597	.465	327	850	.385	619	837	.740	500	1298	1798	941	948	6	344	545	195	4294	104.7

PLAYER	- SINGLE-GAME HIGHS -					- AVERAGE PER GAME -					- AVERAGE PER 48 MINUTES -										
	MIN	REB	AST	STL	BLK	PTS	MIN	REB	AST	STL	BLK	PTS	REB	AST	PF	STL	TO	BLK	PTS		
Bryant	48	12	14	5	7	4	47	39.0	5.6	5.6	1.28	3.8	0.43	28.3	6.9	6.8	2.7	1.57	4.6	0.52	34.8
Howard	42	20	5	5	6	5	39	34.9	11.3	1.6	1.11	3.0	2.25	15.7	15.5	2.3	5.5	1.53	4.1	3.09	21.6
Gasol	40	13	10	3	5	3	25	33.9	7.7	3.5	0.76	2.3	1.10	13.7	10.9	5.0	3.0	1.08	3.2	1.55	19.4
Nash	41	9	10	2	6	2	21	32.5	3.1	6.1	0.64	2.6	0.11	13.6	4.5	9.1	2.3	0.95	3.9	0.16	20.1
World Peace	42	16	4	7	6	3	24	33.7	5.2	1.1	1.92	1.5	0.61	12.7	7.4	1.6	4.0	2.73	2.1	0.87	18.1
Meeks	39	7	4	4	3	1	24	23.1	2.5	0.8	0.97	0.7	0.10	8.9	5.2	1.8	2.9	2.02	1.5	0.21	18.6
Jamison	37	15	3	3	3	19	21.7	4.5	0.6	0.38	0.5	0.36	8.3	9.9	1.2	3.8	0.85	1.1	0.79	18.3	
Clark	42	14	3	2	5	2	22	24.3	5.9	0.8	0.58	1.0	0.74	7.5	11.7	1.7	3.9	1.15	2.0	1.47	14.9
Blake	39	7	8	4	3	2	18	25.3	2.6	3.2	0.74	1.0	0.13	6.5	4.9	6.0	3.1	1.40	1.9	0.25	12.4
Hill	26	12	1																		



LAKERS 2012-13 KEY DATES

2012-13 LOS ANGELES LAKERS KEY DATES

- 11/22/12 – The Lakers start the season 0-3 for the 4th time in franchise history (first since 1978-79). A game after losing Steve Nash to a fracture in his left leg in Portland, Kobe Bryant records his franchise record setting 1,725th steal (passing Magic Johnson).
- 11/9/12 – The Lakers relieve Mike Brown of head coaching duties after starting 1-4 for the first time since 1993-94.
- 11/12/12 – Mike D'Antoni becomes the 24th head coach in franchise history.
- 11/18/12 – Kobe Bryant records his 18th career triple-double (22 points, 11 rebounds, 11 assists) and the Lakers defeat the Houston Rockets 119-108. Pau Gasol becomes the 10th foreign born player to score 15,000 points and the 17th NBA player ever to record at least 15,000 points, 7,000 rebounds, 2,000 assists and 1,000 blocks in a career as the Lakers finish 4-1 under interim head coach Bernie Bickerstaff.
- 11/20/12 – The Lakers defeat the Nets 95-90 in D'Antoni's debut as Lakers head coach.
- 11/23/12 – The Lakers fall in Memphis, marking just the eighth time the Lakers have opened a season 0-4 on the road.
- 11/27/12 – Playing through flu-like symptoms, Bryant scores 40 of the team's 79 points, marking the eighth regular season game of his career that he scores at least half of his team's points.
- 11/30/12 – The Lakers tie a franchise record in a regulation game with 17 three-point field goals made.
- 12/5/12 – Bryant becomes the fifth and youngest player to 30,000 career points. Metta World Peace scores his 12,000th career point, becoming just the sixth player in NBA history to record 12,000+ points, 4,000+ rebounds, 1,000+ three-point field goals and 1,500+ steals in a career.
- 12/14/12 – Bryant records his fifth straight game of 30-or-more points, becoming just the third player in NBA history to do so after turning 34 years old.
- 12/22/12 – Nash returns after being sidelined for a month and a half due to a fracture in his left leg.
- 12/25/12 – The Lakers snap a 3-game Christmas Day skid as Bryant (383) passes Oscar Robertson (377) for first all-time in Christmas Day scoring.
- 12/26/12 – Bryant scores 40 points to give him his 10th straight 30+ point game, the second longest such streak of his career.
- 12/28/12 – Bryant concludes the month of December with averages of 33.79 points, 5.57 rebounds and 4.64 assists; it marks the first time in his career in which he has had averages as high as those in each of those three categories.
- 1/1/13 – With 12 points and 10 assists, Nash records his 500th career 10+ assist game (4th player ever to do so) in his 1,159th career game.
- 1/6/13 – Dwight Howard becomes the 11th Laker in franchise history to record 26-or-more rebounds in a game.
- 1/8/13 – Nash becomes the fifth player in NBA history to reach 10,000 career assists.
- 1/15/13 – D'Antoni records his 400th career win as an NBA head coach.
- 1/17/13 – Bryant (record 15th consecutive nod) and Howard are named Western Conference starters for the 62nd NBA All-Star Game in Houston.
- 1/21/13 – Bryant's third longest career streak of scoring 20+ points in a game ends at 24 consecutive games.
- 1/23/13 – The Lakers fall to a season worst 17-25 on the year.
- 1/29/13 – Bryant just misses a triple-double but records 10+ assists for the third straight game. His 39 assists are a career-high for a 3-game span.
- 2/5/13 – The Lakers extend their win streak against the Nets to 10-straight, but lose Gasol to a torn plantar fascia.
- 2/14/13 – Nash surpasses 17,000 career points as the Lakers fall to 25-29 in the final NBA game before the All-Star Break.
- 2/17/13 – Bryant starts his 14th NBA All-Star game (sat out 2010 contest due to injury), passing Kareem Abdul-Jabbar and Michael Jordan for most All-Star starts in NBA history. Howard makes his sixth consecutive start in his seventh straight All-Star game.
- 2/18/13 – Longtime Hall of Fame owner of the Los Angeles Lakers Dr. Jerry Buss passes away at the age of 80.
- 2/20/13 – Nash passes Magic Johnson (10,141) for 4th on the NBA's all-time assist list.
- 2/24/13 – Bryant becomes the youngest player in NBA history to score 31,000 career points.
- 2/25/13 – Averaging 31.3 points, 7.7 rebounds and 6.0 assists, while helping the Lakers to a 3-0 record, Bryant is named WC Player of the Week.
- 3/1/13 – Bryant is named WC Player of the Month, his 15th WC Player of the Month honor and 16th Player of the Month award overall.
- 3/3/13 – Bryant connects on a game-winning field goal (20th career), helping LA reach .500 on the season for the first time since 12/28.
- 3/5/13 – With only two turnovers against the Lakers, the Thunder equal the NBA record for fewest turnovers in a game.
- 3/6/13 – The Lakers hold the Hornets scoreless for the final 6:47 of the fourth, score 20 unanswered points and overcome a 25-point deficit in their largest come-from-behind victory since 2002.
- 3/8/13 – The Lakers rally back from 11 down in 4th behind three 4th quarter threes and a game-winning dunk in OT by Bryant to defeat Toronto.
- 3/11/13 – Averaging 33.0 points, 5.8 rebounds and 8.8 assists, while helping the Lakers to a 3-1 record, Bryant is named WC Player of the Week.
- 3/12/13 – Howard (season-high 39 points, 16 rebounds, 3 blocks) attempts an NBA record-tying 39 free throws and makes a franchise record 25 in his first game as a visitor against his former team, the Orlando Magic.
- 3/27/13 – The Lakers extend their win streak over Minnesota to 22, the longest active win streak by one NBA team ever since another. Howard becomes the 4th player in NBA history to post at least 25 points, 15 rebounds, 5 steals and 5 blocks in a game (first since Shaquille O'Neal in 1996).
- 3/28/13 – Howard posts his 500th career double-double.
- 3/30/13 – Bryant passes Wilt Chamberlain for fourth on the NBA's all-time scoring list.
- 4/2/13 – Bryant records his 19th career triple-double on the night Shaquille O'Neal's jersey is retired in a halftime ceremony.
- 4/7/13 – Bryant eclipses the 2,000-point mark in a single season for the eighth time in his 17-year NBA career.
- 4/9/13 – The Lakers pull half a game in front of Utah for the eighth and final playoff spot, after Bryant scores 23 points in the final 12 minutes.
- 4/10/13 – Bryant scores a season-high 47 points (Rose Garden opponent record) as LA wins for just the 5th time in Portland in their last 23 trips.
- 4/12/13 – The Lakers lose Bryant for the remainder of the season to a torn Achilles late in the fourth quarter. Bryant finishes with 34 points, Howard scores 28 points and Gasol records his sixth career triple-double (26 points, 11 rebounds, 10 assists) in the win over Golden State.
- 4/15/13 – Averaging 37.0 points, 6.3 rebounds, 5.0 assists and 2.67 steals, Bryant earns his 3rd WC Player of the Week award of the season.
- 4/17/13 – An overtime win over Houston in the season finale secures the Lakers a #7 seed and first round matchup with San Antonio. Gasol posts his 7th career triple-double (17 points, 20 rebounds, 11 assists) and Howard becomes the youngest player in history to 9,000 rebounds.
- 4/18/13 – D'Antoni is named Western Conference Coach of the Month, the fifth time he has earned the honor.
- 4/26/13 – Gasol records his first career playoff triple-double, becoming the 7th Laker in franchise history to accomplish the feat, but the Lakers suffer a 31-point loss, their largest margin of defeat for any playoff home game in team history.
- 4/28/13 – The Spurs complete a four-game sweep of their first round series with the Lakers. The Lakers are outscored by 75 points in the series, the most in any of the 150 playoff series they have appeared in.
- 5/23/13 – Bryant (First Team) and Howard (Third Team) earn All-NBA Team Honors.





RECORDS

	RECORD	HOME	ROAD	OT
OVERALL	45-37	29-12	16-25	3-0
Atlantic	6-4	4-1	2-3	1-0
Central	6-4	4-1	2-3	
Southeast	5-5	2-3	3-2	
EASTERN	17-13	10-5	7-8	1-0
Southwest	11-7	7-2	4-5	1-0
Northwest	9-9	6-3	3-6	
Pacific	8-8	6-2	2-6	1-0
WESTERN	28-24	19-7	9-17	2-0

AT START OF:

	OVERALL	HOME	ROAD
2nd Qtr.			
Ahead	32-12	25-5	7-7
Behind	12-24	4-6	8-18
Tied	1-1	0-1	1-0
3rd Qtr.			
Ahead	28-6	19-3	9-3
Behind	13-27	7-7	6-20
Tied	4-4	3-2	1-2
4th Qtr.			
Ahead	30-4	19-2	11-2
Behind	12-32	7-10	5-22
Tied	3-1	3-0	0-1

BY FIELD GOAL PERCENTAGE

	OVERALL	HOME	ROAD
-44%	11-23	8-6	3-17
45-49%	20-9	9-4	11-5
50-54%	10-4	9-2	1-2
55-59%	4-1	3-0	1-1
+60%	0-0	0-0	0-0

RECORDS BY MONTH

Month	HOME		ROAD		TOTAL	
	W-L	PCT	W-L	PCT	W-L	PCT
October	0-1	.000	0-1	.000	0-2	.000
November	7-3	.700	1-3	.250	8-6	.571
December	3-2	.600	4-5	.444	7-7	.500
January	5-4	.556	0-7	.000	5-11	.313
February	4-1	.800	5-3	.625	9-4	.692
March	4-1	.800	5-5	.500	9-6	.600
April	6-0	1.000	1-1	.500	7-1	.875
TOTALS	29-12	.707	16-25	.390	45-37	.549

STREAKS

	OVERALL	HOME	ROAD
Long Win	5	7	3
Long Loss	6	3	8

ATTENDANCE

	TOTAL	AVERAGE
Overall	1,552,409	18,932
Home	778,877	18,997
Road	773,532	18,867
Home Sellouts	41	

RECORD VS. .500 TEAMS

	+ .500 TEAMS	-.500 TEAMS
	20-24	25-11

RECORD WHEN SCORING +/- 100

	+ 100	- 100
Offense	35-19	10-18
Defense	14-28	31-9

POINT DIFFERENTIALS

	1	2	3	4	5	6	7	8	9	10	11
Won by	3	3	2	3	4	5	2	1	4	-	3
Lost by	-	3	2	2	2	4	2	2	3	5	1
	12	13	14	15	16	17	18	19	20	21	22
Won by	1	2	1	-	2	1	1	1	2	-	1
Lost by	2	2	1	1	1	1	-	-	-	1	-
	23	24	25	26	27	28	29	30	31	32	33
Won by	-	1	-	1	-	-	1	-	-	-	-
Lost by	1	1	-	-	-	-	-	-	-	-	-
	34	35	36	37	38	39	40	41	42	43	44+
Won by	-	-	-	-	-	-	-	-	-	-	-
Lost by	-	-	-	-	-	-	-	-	-	-	-

NBA HONORS

PLAYER	HONOR
Kobe Bryant	All-NBA First Team
Kobe Bryant	Western Conference All-Star (starter)
Kobe Bryant	WC Player of the Month (February)
Kobe Bryant	WC Player of the Week (4/14/13)
Kobe Bryant	WC Player of the Week (3/10/13)
Kobe Bryant	WC Player of the Week (2/24/13)
Mike D'Antoni	WC Coach of the Month (April)
Dwight Howard	All-NBA Third Team
Dwight Howard	Western Conference All-Star (starter)

VS. OPPONENTS

	OVERALL	HOME	ROAD
Atlanta	1-1	1-0	0-1
Boston	1-1	1-0	0-1
Brooklyn	2-0	1-0	1-0
Charlotte	2-0	1-0	1-0
Chicago	1-1	1-0	0-1
Cleveland	1-1	1-0	0-1
Dallas	3-1	1-1	2-0
Denver	1-3	1-1	0-2
Detroit	2-0	1-0	1-0
Golden State	3-1	2-0	1-1
Houston	2-2	2-0	0-2
Indiana	1-1	0-1	1-0
LA Clippers	0-4	0-2	0-2
Memphis	1-2	1-0	0-2
Miami	0-2	0-1	0-1
Milwaukee	1-1	1-0	0-1
Minnesota	3-0	1-0	2-0
New Orleans	4-0	2-0	2-0
New York	1-1	1-0	0-1
Oklahoma City	1-3	1-1	0-2
Orlando	1-1	0-1	1-0
Philadelphia	1-1	0-1	1-0
Phoenix	2-2	2-0	0-2
Portland	3-1	2-0	1-1
Sacramento	3-1	2-0	1-1
San Antonio	1-2	1-1	0-1
Toronto	1-1	1-0	0-1
Utah	1-2	1-1	0-1
Washington	1-1	0-1	1-0





GAME-BY-GAME

2012-13 LAKERS GAME-BY-GAME

G	Date	Opponent	W-L	Score	Record	High Scoring	High Rebounds	High Assists	Opponent Scoring	Atten.
1	Oct 30	DALLAS	L	91-99	0-1	Gasol-23	Gasol-13	Blake/Gasol-6	Collison-17	18,997
2	Oct 31	@ Portland	L	106-116	0-2	Howard-33	Howard-14	Howard-5	Batum-26	20,401
3	Nov 2	L.A. CLIPPERS	L	95-105	0-3	Bryant-40	Gasol-14	Gasol/W. Peace-3	Crawford-21	18,997
4	Nov 4	DETROIT	W	108-79	1-3	Howard-28	Bryant/Hill/Howard-7	Bryant-8	Jerebko-18	18,997
5	Nov 4	@ Utah	L	86-95	1-4	Bryant-29	Hill-12	Bryant-4	Jefferson-18	19,911
6	Nov 9	GOLDEN STATE	W	101-77	2-4	Bryant-27	Gasol-16	Bryant-7	Curry-18	18,997
7	Nov 11	SACRAMENTO	W	103-90	3-4	Howard-23	Howard-18	Bryant-6	Fredette-18	18,997
8	Nov 13	SAN ANTONIO	L	82-84	3-5	Bryant-28	Howard-15	Bryant-8	Parker-19	18,997
9	Nov 16	PHOENIX	W	114-102	4-5	Bryant-31	Howard-12	Bryant/Morris-6	Dragic-22	18,997
10	Nov 18	HOUSTON	W	119-108	5-5	Howard-28	Howard-13	Bryant-11	Parsons-24	18,997
11	Nov 20	BROOKLYN	W	95-90	6-5	Bryant-25	Howard-15	Howard-5	Lopez-23	18,997
12	Nov 21	@ Sacramento	L	97-113	6-6	Bryant-38	Gasol/Howard-9	Gasol-4	Thornton-23	15,249
13	Nov 23	@ Memphis	L	98-106	6-7	Bryant-30	Jamison-7	Bryant-4	Gay-21	18,119
14	Nov 24	@ Dallas	W	115-89	7-7	Bryant/Jamison/Peace-19	Jamison-15	Bryant-5	Carter-16	20,423
15	Nov 27	INDIANA	L	77-79	7-8	Bryant-40	World Peace-12	World Peace-4	Hill-19	18,997
16	Nov 30	DENVER	W	122-103	8-8	Jamison-33	Howard-20	Bryant/Duhon/Gasol-8	Gallinari-19	18,997
17	Dec 2	ORLANDO	L	103-113	8-9	Bryant-34	Howard-15	Bryant/W. Peace-5	Afflalo-30	18,997
18	Dec 4	@ Houston	L	105-107	8-10	Bryant-39	Howard-12	Duhon-7	Douglas-22	18,052
19	Dec 5	@ New Orleans	W	103-87	9-10	Bryant-29	World Peace-9	Duhon-10	Anderson-31	18,449
20	Dec 7	@ Oklahoma City	L	108-114	9-11	Bryant-35	Howard-18	Durant-36	Millsap-24	18,203
21	Dec 9	UTAH	L	110-117	9-12	Bryant-34	Howard-16	Duhon-11	Millsap-24	18,997
22	Dec 11	@ Cleveland	L	94-100	9-13	Bryant-42	Howard-30	Howard-3	Irving/Miles-28	19,172
23	Dec 13	@ New York	L	107-116	9-14	Bryant-31	Bryant-10	Bryant-6	Anthony-30	19,033
24	Dec 14	@ Washington	W	102-96	10-14	Bryant-30	Howard-14	Bryant-7	Martin-21	20,308
25	Dec 16	@ Philadelphia	W	111-98	11-14	Bryant-34	World Peace-16	Bryant-6	N. Young-30	20,338
26	Dec 18	CHARLOTTE	W	101-100	12-14	Bryant-30	Howard-18	Bryant-7	Walker-28	18,997
27	Dec 22	@ Golden State	W	118-115*	13-14	Bryant-34	Bryant/Gasol-10	Nash-9	Jack-29	19,596
28	Dec 25	NEW YORK	W	100-94	14-14	Bryant-34	Howard-12	Nash-11	Anthony-34	18,997
29	Dec 26	@ Denver	L	114-126	14-15	Bryant-40	Hill-9	Nash-8	Brewer-27	19,155
30	Dec 28	PORTLAND	W	104-87	15-15	Bryant-27	Howard-14	Nash-10	Aldridge-26	18,997
31	Jan 1	PHILADELPHIA	L	99-103	15-16	Bryant-36	Howard-14	Nash-10	Jr. Holiday-26	18,997
32	Jan 4	@ L.A. Clippers	L	102-107	15-17	Bryant-38	Howard-15	Nash-10	Paul-30	20,179
33	Jan 6	DENVER	L	105-112	15-18	Bryant-29	Howard-26	Nash-13	Lawson-21	18,997
34	Jan 8	@ Houston	L	112-125	15-19	World Peace-24	Clark-9	Nash-10	Harden-31	18,135
35	Jan 9	@ San Antonio	L	105-108	15-20	Bryant-27	Clark-13	Nash-9	Parker-24	18,581
36	Jan 11	OKLAHOMA CITY	L	101-116	15-21	Bryant-28	Clark/Jamison-10	Nash-7	Durant-42	18,997
37	Jan 13	CLEVELAND	W	113-93	16-21	Bryant-23	Howard-14	Nash-9	Irving/Walters-15	18,997
38	Jan 15	MILWAUKEE	W	104-88	17-21	Bryant/Howard-31	Howard-16	Nash-11	Ellis-17	18,997
39	Jan 17	MIAMI	L	90-99	17-22	Bryant-22	Howard-16	Nash-7	James-39	18,997
40	Jan 20	@ Toronto	L	103-108	17-23	Bryant-26	Clark-14	Nash-9	Calderon-22	19,800
41	Jan 21	@ Chicago	L	83-95	17-24	Nash-18	Gasol-12	Nash-6	Hinch-22	22,550
42	Jan 23	@ Memphis	L	93-106	17-25	Bryant-29	Clark-9	Nash-8	Arthur-20	17,984
43	Jan 25	UTAH	W	102-84	18-25	Howard/W. Peace-17	Howard-13	Bryant-14	Favors-14	18,997
44	Jan 27	OKLAHOMA CITY	W	105-96	19-25	Bryant-21	Howard/W. Peace-10	Bryant-14	Durant-35	18,997
45	Jan 29	NEW ORLEANS	W	111-106	20-25	Howard-24	Clark-12	Bryant-11	Gordon-25	18,997
46	Jan 30	@ Phoenix	L	86-92	20-26	Bryant-17	Howard-14	Bryant-9	Beasley-27	17,184
47	Feb 1	@ Minnesota	W	111-100	21-26	Gasol-22	Bryant/Gasol-12	Bryant-8	Shved-18	18,547
48	Feb 3	@ Detroit	W	98-97	22-26	Gasol-23	Clark/Gasol-10	Nash-10	Monroe-20	18,157
49	Feb 5	@ Brooklyn	W	92-83	23-26	Bryant-21	Clark-12	Nash-8	Lopez-30	17,732
50	Feb 7	@ Boston	L	95-116	23-27	Bryant-27	Howard-9	Nash-5	Pierce-24	18,624
51	Feb 8	@ Charlotte	W	100-93	24-27	Bryant-20	Howard-11	Bryant-8	Henderson/Mullens-19	20,624
52	Feb 10	@ Miami	L	97-107	24-28	Bryant-28	Clark/Howard-9	Bryant-9	James-32	19,300
53	Feb 12	PHOENIX	W	91-85	25-28	Howard/Jamison-19	Howard-18	Bryant-9	Beasley-18	18,997
54	Feb 14	L.A. CLIPPERS	L	101-125	25-29	Bryant-20	Howard-8	Bryant-11	Paul-24	18,997
55	Feb 20	BOSTON	W	113-99	26-29	Howard-24	Clark-16	Bryant/Nash-7	Pierce-26	18,997
56	Feb 22	PORTLAND	W	111-107	27-29	Bryant-40	Howard-12	Nash-6	Batum/Hickson-22	18,997
57	Feb 24	@ Dallas	W	103-99	28-29	Bryant-38	Howard-13	Bryant-7	Nowitzki-30	20,440
58	Feb 25	@ Denver	L	108-119	28-30	Bryant-29	Howard-14	Bryant-9	Chandler-23	19,155
59	Feb 28	MINNESOTA	W	116-94	29-30	Bryant-33	Howard-13	Nash-7	Barea-20	18,997
60	Mar 3	ATLANTA	W	99-98	30-30	Bryant-34	Howard-15	Nash-10	Horford-24	18,997
61	Mar 5	@ Oklahoma City	L	105-122	30-31	Bryant-30	Howard-16	Nash-4	Westbrook-37	18,203
62	Mar 6	@ New Orleans	W	108-102	31-31	Bryant-42	Howard-15	Bryant-12	Gordon-18	16,019
63	Mar 8	TORONTO	W	118-116*	32-31	Bryant-41	Howard-13	Bryant-12	DeRozan-28	18,997
64	Mar 10	CHICAGO	W	90-81	33-31	Bryant-19	Howard-21	Bryant-9	Robinson-19	18,997
65	Mar 12	@ Orlando	W	106-97	34-31	Howard-39	Howard-16	Blake/Bryant-8	Nelson-21	19,287
66	Mar 13	@ Atlanta	L	92-96	34-32	Bryant-31	Howard-16	Nash-7	Harris-17	19,163
67	Mar 15	@ Indiana	W	99-93	35-32	Howard-20	Howard-12	Nash-9	Hill-27	18,165
68	Mar 17	SACRAMENTO	W	113-102	36-32	Jamison-27	Howard-17	Nash-12	Thomas-26	18,997
69	Mar 18	@ Phoenix	L	76-99	36-33	Nash-19	Howard-11	Blake/Nash-4	Johnson/Scola-14	17,102
70	Mar 22	WASHINGTON	L	100-103	36-34	Bryant-21	Howard-15	Bryant-11	Aniza-25	18,997
71	Mar 25	@Golden State	L	103-109	36-35	Bryant-36	Howard-15	Nash-7	Curry-25	19,596
72	Mar 27	@Minnesota	W	120-117	37-35	Bryant-31	Howard-16	Nash-8	Pekovic-19	18,029
73	Mar 28	@Milwaukee	L	103-113	37-36	Bryant-30	Howard-15	Nash-6	Sanders-21	16,884
74	Mar 30	@Sacramento	W	103-98	38-36	Howard-24	Howard-15	Bryant-14	Evans-21	17,317
75	Apr 2	DALLAS	W	101-81	39-36	Howard-24	Clark/Howard-12	Bryant-11	Kaman-21	18,997
76	Apr 5	MEMPHIS	W	86-84	40-36	Bryant-24	Howard-10	Bryant-9	Conley-21	18,997
77	Apr 7	@ L.A. Clippers	L	95-109	40-37	Bryant/Howard-25	Gasol-13	Bryant-10	Griffin/Paul-24	19,768
78	Apr 9	NEW ORLEANS	W	104-96	41-37	Bryant-30	Gasol-11	Blake/Bryant-6	Gordon-22	18,997
79	Apr 10	@Portland	W	113-106	42-37	Bryant-47	Howard-10	Gasol-9	Lillard-38	20,998
80	Apr 12	GOLDEN STATE	W	108-116	43-37	Bryant-34	Gasol-11	Gasol-10	Curry-17	18,997
81	Apr 14	SAN ANTONIO	W	91-86	44-37	Howard-26	Howard-17	Blake/Meeks/Morris-4	Duncan-23	18,997
82	Apr 17	HOUSTON	W	99-95*	45-37	Blake-24	Gasol-20	Gasol-11	Harden-30	18,997





INDIVIDUAL GAME LEADERS

(TIES INCLUDED)

	PTS	REB	AST	STL	BLK	MIN
Blake	1	-	5	7	2	2
Bryant	60	4	38	29	8	37
Clark	-	11	-	9	11	7
Duhon	-	-	4	1	-	1
Ebanks	-	-	-	-	-	-
Gasol	3	12	8	5	16	3
Goudelock	-	-	-	-	-	-
Hill	-	4	-	3	-	-
Howard	15	54	2	19	60	19
Jamison	4	3	-	4	5	-
Meeks	-	-	1	15	1	1
Morris	-	-	2	2	-	-
Nash	2	-	31	7	-	-
Sacre	-	-	-	-	2	-
World Peace	3	4	3	32	12	13

DOUBLE-FIGURE GAMES

(POINTS, REBOUNDS, ASSISTS)

	POINTS				10+ REB	10+ AST
	10-19	20-29	30-39	40+		
Blake	9	2	-	-	-	-
Bryant	13	28	27	8	7	11
Clark	20	2	-	-	12	-
Duhon	3	-	-	-	-	2
Ebanks	1	-	-	-	-	-
Gasol	32	7	-	-	16	3
Hill	8	-	-	-	2	-
Howard	36	24	3	-	54	-
Jamison	33	1	1	-	5	-
Meeks	24	2	-	-	-	-
Morris	6	-	-	-	-	-
Nash	33	4	-	-	-	10
Sacre	1	-	-	-	-	-
World Peace	44	8	-	-	3	-

STARTING LINEUPS

PG	SG	C	PF	SF	W-L	%
Nash	Bryant	Howard	Gasol	W. Peace	0-7	.000
Blake	Bryant	Howard	Gasol	W. Peace	3-2	.600
Morris	Bryant	Howard	Gasol	W. Peace	5-5	.500
Duhon	Bryant	Howard	Jamison	W. Peace	1-4	.200
Duhon	Bryant	Howard	Hill	W. Peace	0-1	.000
Duhon	Bryant	Howard	Ebanks	W. Peace	2-0	1.000
Duhon	Bryant	Howard	Gasol	Ebanks	1-0	1.000
Nash	Morris	Howard	Gasol	Bryant	3-2	.600
Nash	Morris	Sacre	W. Peace	Bryant	0-2	.000
Nash	Bryant	Sacre	Clark	W. Peace	0-1	.000
Nash	Bryant	Howard	Clark	W. Peace	17-10	.630
Nash	Bryant	Gasol	Clark	W. Peace	2-0	1.000
Nash	Bryant	Gasol	Clark	Jamison	1-0	1.000
Nash	Meeks	Howard	Clark	W. Peace	1-1	.500
Nash	Meeks	Howard	Gasol	Bryant	2-1	.667
Blake	Meeks	Howard	Gasol	Bryant	2-1	.667
Blake	Bryant	Howard	Gasol	Clark	3-0	1.000
Blake	Meeks	Howard	Gasol	W. Peace	2-0	1.000

TRIPLE-DOUBLES

	DATE	LINE
Bryant	11/18/12	22 points, 11 rebounds, 11 assists
Bryant	4/2/13	23 points, 11 rebounds, 11 assists
Gasol	4/12/13	26 points, 11 rebounds, 10 assists
Gasol	4/17/13	17 points, 20 rebounds, 11 assists

DOUBLE-DOUBLES

(INCLUDES TRIPLE-DOUBLES)

	PTS/REB	PTS/AST	PTS/REB/AST	TOTAL
Bryant	5	9	2	16
Clark	11	-	-	11
Duhon	-	1	-	1
Gasol	12	1	2	15
Howard	48	-	-	48
Jamison	5	-	-	5
Nash	-	8	-	8
World Peace	2	-	-	2

INJURY-ILLNESS / SUSPENSION / INACTIVE

Player	Date	Games Missed	Record
<u>Steve Blake</u>			
Abdominal strain*	11/13 – 11/27	8	4-4
Abdominal strain	11/30 – 12/2	2	1-1
Abdominal surgery*	12/4 – 1/27	27	11-16

<u>Kobe Bryant</u>	Date	Games Missed	Record
Severe sprain, left ankle	3/17 – 3/18	2	1-1
Torn left Achilles tendon*	4/14 – 4/17	2	2-0

<u>Earl Clark</u>	Date	Games Missed	Record
Inactive*	10/30 – 10/31	2	0-2

<u>Chris Duhon</u>	Date	Games Missed	Record
Back spasms	1/1	1	0-1

<u>Devin Ebanks</u>	Date	Games Missed	Record
Inactive*	11/9 – 11/11	2	2-0
Upper respiratory infection	4/9 – 4/10	2	2-0

<u>Pau Gasol</u>	Date	Games Missed	Record
Tendinitis, left and right knees	12/4 – 12/16	8	3-5
Concussion	1/8 – 1/15	5	2-3
Torn plantar fascia, right foot*	2/7 – 3/6	13	8-5
Torn plantar fascia, right foot	3/8 – 3/18	7	5-2

<u>Jordan Hill</u>	Date	Games Missed	Record
Back spasms	12/14 – 12/16	2	2-0
Torn labrum, left hip	1/8 – 1/11	3	0-3
Torn labrum, left hip*	1/13 – 1/21	5	2-3
Left hip surgery*	1/23 – 4/17	41	28-13

<u>Dwight Howard</u>	Date	Games Missed	Record
Torn labrum, right shoulder	1/8 – 1/11	3	0-3
Torn labrum, right shoulder	2/1 – 2/5	3	3-0

<u>Darius Johnson-Odom</u>	Date	Games Missed	Record
Inactive*	10/30 – 11/7	5	1-4
Inactive*	11/27 – 1/6	19	8-11

<u>Steve Nash</u>	Date	Games Missed	Record
Non-displaced fracture, left leg*	11/2 – 12/18	24	12-12
Strained right hamstring	4/2 – 4/17	8	7-1

<u>Robert Sacre</u>	Date	Games Missed	Record
Inactive*	11/30 – 12/2	2	1-1
Inactive*	1/6	1	0-1

<u>Metta World Peace</u>	Date	Games Missed	Record
NBA Suspension	2/5	1	1-0
Lateral meniscus tear, left knee	3/27	1	1-0
Left knee surgery	3/28 – 4/7	5	3-2

* Indicates placement on the INACTIVE list
All statistics for games with Lakers only





2012-13 MISCELLANEOUS STATISTICS / HIGH-LOW

LAKERS SITUATIONAL RECORDS

When Lakers are ahead (or tied) after one quarter	33-13
When Lakers are behind after one quarter	12-24
When Lakers are ahead (or tied) at halftime	32-10
When Lakers are behind at halftime	13-27
When Lakers are ahead (or tied) after three quarters	33-5
When Lakers are behind after three quarters	12-32
When Lakers outrebound (or equal) their opponent	32-19
When opponents outrebound Lakers	13-18
When 5 Lakers score in double-figures	15-10
When 6 Lakers score in double-figures	14-4
When all five Lakers starters score in double-figures	4-3
Lakers record in games decided by 10 or more points	18-17
Lakers record in games decided by 7-9 points	7-7
Lakers record in games decided by 4-6 points	12-8
Lakers record in games decided by 3 or fewer points	8-5

When Lakers have more (or equal) assists than opponent	27-5
When Lakers have fewer assists than opponent	18-32
When Lakers have more turnovers than opponent	21-28
When Lakers have fewer (or equal) turnovers than opponent	24-9
When Lakers shoot more (or equal) free throws than opponent	40-29
When Lakers shoot fewer free throws than opponent	5-8
When Lakers score 100 or more points	35-19
When Lakers score under 100 points	10-18
When opponent scores 100 or more points	14-28
When opponent scores under 100 points	31-9
When Lakers' reserves outscore (or equal) opponent's reserves	19-8
When opponent's reserves outscore Lakers' reserves	26-29
When Lakers shoot .500 or better from the floor	14-5
When Lakers hold opponent under .400 from the floor	9-3

LAKERS SINGLE-GAME HIGHS / LOWS

	HIGH	LOW
Points	122 vs. DEN 11/30	76 @ PHX 3/18
W/L Margin	29 vs. DET 11/4	24 vs. LAC 2/14
FG Made	49 @ GS 12/22	24 vs. IND 11/27
FGA	107 @ GS 12/22	65 @ SAC 11/21
FG % Game	.589 @ POR 4/10	.316 vs. IND 11/27
FG % (Qtr.)	.739 vs. HOU 11/18	.150 vs. PHX 2/12
FG % (Half)	.674 vs. HOU 11/18	.300 @ PHX 3/18
3-Pt. FG	17 vs. DEN 11/30	3* @ BKN 2/5
3-Pt. FGA	39 vs. TOR 3/8	12 @ MIA 2/10
3-Pt. FG %	.583 @ MIA 2/10	.136 vs. PHI 1/1
FT	38 vs. GS 4/12	7* vs. CHI 3/10
FTA	50 vs. GS 4/12	13* vs. UTA 1/25
FT %	.923 @ HOU 1/8	.387 vs. DAL 10/30
Offensive Reb.	19* vs. DAL 4/2	3 vs. GS 4/12
Defensive Reb.	50 @ DAL 11/24	17 @ MEM 11/23
Rebounds	61 @ DAL 11/24	28 @ MEM 11/23
Assists	34 vs. NO 1/29	11* @ OKC 3/5
Steals	13 @ PHI 12/16	0 @ OKC 3/5
Blocks	11* vs. DEN 1/6	1* @ PHX 3/18
Turnovers	25 @ POR 10/31	7* @ SAC 3/30

OPP. SINGLE-GAME HIGHS / LOWS

	HIGH	LOW
Points	126 @ DEN 12/26	77 vs. GS 11/9
W/L Margin	24 vs. LAC 2/14	29 vs. DET 11/4
FG Made	49 @ DEN 2/25	28 vs. DET 11/4
FGA	103 @ GS 12/22	75 @ MEM 11/23
FG % Game	.557 @ DEN 2/25	.337 vs. GS 11/9
FG % (Qtr.)	.762 @ BOS 2/7	.174 @ NO 3/6
FG % (Half)	.625 @ SAC 11/21	.286 @ POR 4/10
3-Pt. FG	16 vs. LAC 2/14	2 vs. MIA 1/17
3-Pt. FGA	34 @ HOU 12/4	11 @ BOS 2/7
3-Pt. FG %	.545* @ DEN 12/26	.154 vs. MIA 1/17
FT	24* @ DEN 12/26	5 vs. MEM 4/5
FTA	32 @ DEN 12/26	7 vs. MEM 4/5
FT %	1.000 vs. SAC 3/17	.444 @ MIN 2/1
Offensive Reb.	21* vs. MIL 1/15	3 vs. ATL 3/3
Defensive Reb.	45 vs. PHI 1/1	20* vs. DET 11/4
Rebounds	55 @ PHX 3/18	30* vs. UTA 1/25
Assists	34* vs. ATL 3/3	12 vs. GS 11/9
Steals	15 @ MIN 3/27	1* @ SAC 3/30
Blocks	11 @ CHI 1/21	0* @ POR 4/10
Turnovers	19* vs. PHX 2/12	2 @ OKC 3/5

LAKERS HIGH/LOW QUARTERS, HALVES

	HIGH	LOW
1st Quarter	40 vs. HOU 11/18	16* @ GS 3/25
2nd Quarter	37 vs. DEN 11/30	12 vs. IND 11/27
1st Half	71 vs. DEN 11/30	33 vs. IND 11/27
3rd Quarter	41 @ MIN 3/27	9 vs. PHX 2/12
Thru 3 Quarters	98 vs. HOU 11/18	57* vs. IND 11/27
4th Quarter	34* vs. NO 4/9	10 @ PHX 3/18
2nd Half	70 @ MIN 3/27	32 @ PHX 3/18
1st Overtime	10 @ GS 12/22	9* vs. HOU 4/17

OPP. HIGH/LOW QUARTERS, HALVES

	HIGH	LOW
1st Quarter	41* @ POR 4/10	13 vs. DET 11/4
2nd Quarter	41* @ OKC 12/7	15* @ PHX 1/30
1st Half	71 @ OKC 3/5	34 vs. DET 11/4
3rd Quarter	39 @ DEN 12/26	14* @ WAS 12/14
Thru 3 Quarters	101 vs. LAC 2/14	55* vs. GS 11/9
4th Quarter	40* vs. ORL 12/2	9 @ NO 3/6
2nd Half	71* @ MIN 3/27	33 vs. BKN 11/20
1st Overtime	7* vs. TOR 3/8	5 vs. HOU 4/17

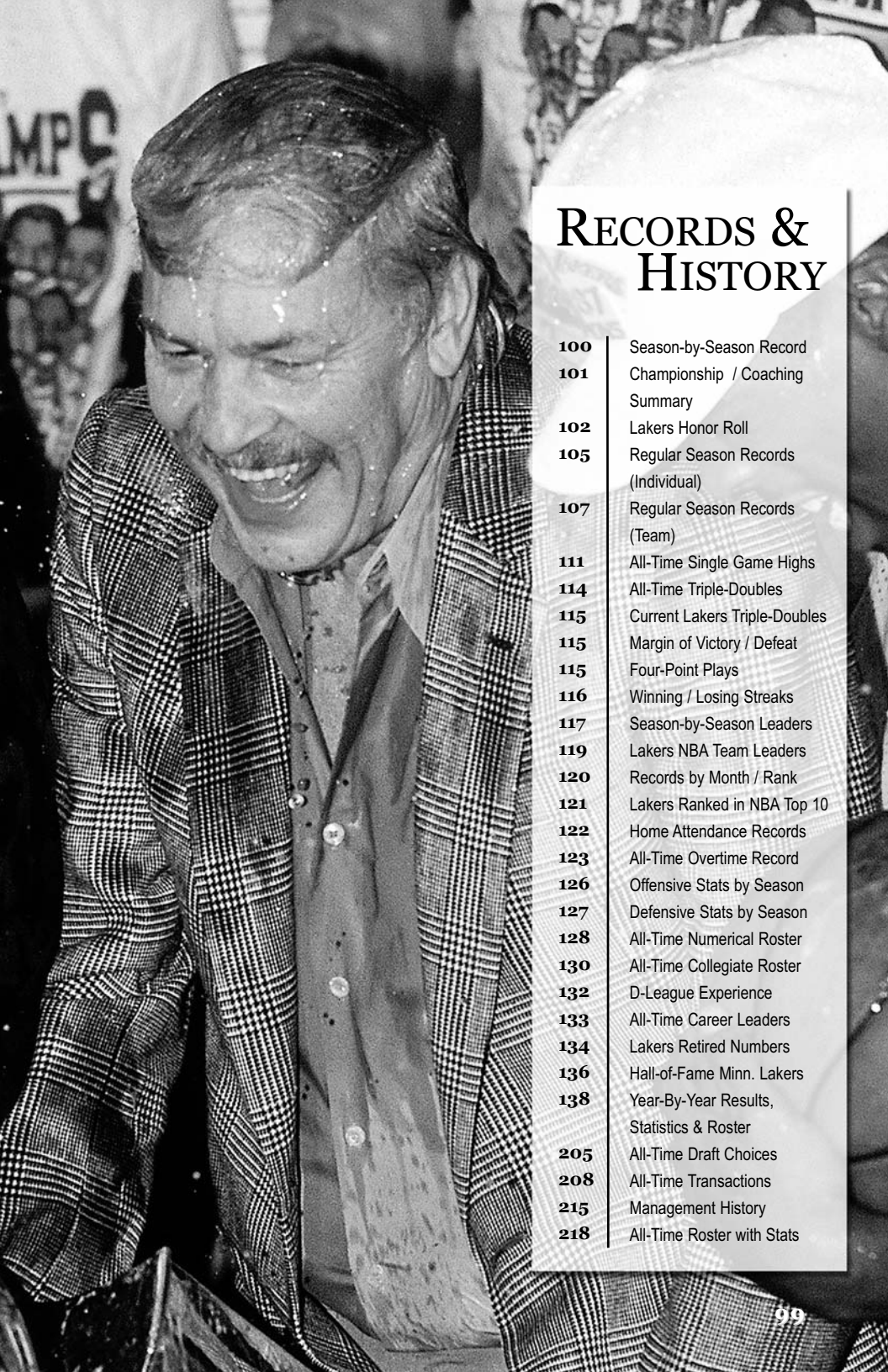
LAKERS INDIVIDUAL HIGHS

	TOT	PLAYER	OPP	DATE
Points	47	Bryant	@ POR	4/10
Minutes	48*	Blake	vs. HOU	4/17
FG Made	16*	Bryant	@ GS	12/22
FG Attempts	41	Bryant	@ GS	12/22
3-Point FG	7	Meeks	vs. DEN	11/30
3-Point FGA	12*	Blake	vs. HOU	4/17
FT Made	25	Howard	@ ORL	3/12
FT Attempts	39	Howard	@ ORL	3/12
Rebounds	26	Howard	vs. DEN	1/6
Assists	14*	Bryant	@ SAC	3/30
Steals	7	World Peace	@ SA	1/9
Blocks	5*	Clark	vs. DAL	4/2

OPPONENT INDIVIDUAL HIGHS

	TOT	PLAYER	OPP	DATE
Points	47	Curry	vs. GS	4/12
Minutes	45*	Harden	vs. HOU	4/17
FG Made	17*	Curry	vs. GS	4/12
FG Attempts	31*	Curry	vs. GS	4/12
3-Point FG	9	Curry	vs. GS	4/12
3-Point FGA	15	Curry	vs. GS	4/12
FT Made	14	Durant	@ OKC	12/7
FT Attempts	16	Durant	@ OKC	12/7
Rebounds	17*	Noah	vs. CHI	3/10
Assists	16	Wall	vs. WAS	3/22
Steals	6	Bosh	vs. MIA	1/17
Blocks	6	Noah	@ CHI	1/21





RECORDS & HISTORY

- 100** Season-by-Season Record
- 101** Championship / Coaching Summary
- 102** Lakers Honor Roll
- 105** Regular Season Records (Individual)
- 107** Regular Season Records (Team)
- 111** All-Time Single Game Highs
- 114** All-Time Triple-Doubles
- 115** Current Lakers Triple-Doubles
- 115** Margin of Victory / Defeat
- 115** Four-Point Plays
- 116** Winning / Losing Streaks
- 117** Season-by-Season Leaders
- 119** Lakers NBA Team Leaders
- 120** Records by Month / Rank
- 121** Lakers Ranked in NBA Top 10
- 122** Home Attendance Records
- 123** All-Time Overtime Record
- 126** Offensive Stats by Season
- 127** Defensive Stats by Season
- 128** All-Time Numerical Roster
- 130** All-Time Collegiate Roster
- 132** D-League Experience
- 133** All-Time Career Leaders
- 134** Lakers Retired Numbers
- 136** Hall-of-Fame Minn. Lakers
- 138** Year-By-Year Results, Statistics & Roster
- 205** All-Time Draft Choices
- 208** All-Time Transactions
- 215** Management History
- 218** All-Time Roster with Stats



SEASON-BY-SEASON RECORD

MINNEAPOLIS

Year	Coach	REGULAR SEASON				PLAYOFFS			Achievement
		W-L	Pct	Home	Away	Neutral	W-L		
1948-49	John Kundla	44-16	.733	26-3	16-13	2-0	8-2	NBA Champions	
1949-50	John Kundla	51-17	.750	30-1	18-16	3-0	10-2	NBA Champions	
1950-51	John Kundla	44-24	.647	29-3	12-21	3-0	3-4		
1951-52	John Kundla	40-26	.606	21-5	13-19	6-2	9-4	NBA Champions	
1952-53	John Kundla	48-22	.686	24-2	16-15	8-5	9-3	NBA Champions	
1953-54	John Kundla	46-26	.639	21-4	13-15	12-7	9-4	NBA Champions	
1954-55	John Kundla	40-32	.556	18-6	10-14	12-12	3-4		
1955-56	John Kundla	33-39	.458	13-12	6-21	14-6	1-2		
1956-57	John Kundla	34-38	.472	18-13	9-22	7-3	2-3		
1957-58	George Mikan (9-30)								
	John Kundla (10-23)	19-53	.264	13-17	4-22	2-14	--		
1958-59	John Kundla	33-39	.458	15-7	9-17	9-15	6-7	West Champions	
1959-60	John Castellani (11-25)								
	Jim Pollard (14-25)	25-50	.333	9-13	9-22	7-15	5-4		

LOS ANGELES

Year	Coach	REGULAR SEASON				PLAYOFFS			Achievement
		W-L	Pct	Home	Away	Neutral	W-L		
1960-61	Fred Schaus	36-43	.456	16-12	8-20	12-11	6-6		
1961-62	Fred Schaus	54-26	.675	26-5	18-13	10-8	7-6	West Champions	
1962-63	Fred Schaus	53-27	.663	27-7	20-17	6-3	6-7	West Champions	
1963-64	Fred Schaus	42-38	.525	24-12	15-21	3-5	2-3		
1964-65	Fred Schaus	49-31	.613	25-13	21-16	3-2	5-6	West Champions	
1965-66	Fred Schaus	45-35	.563	27-11	13-21	4-3	7-7	West Champions	
1966-67	Fred Schaus	36-45	.450	21-18	12-20	3-7	0-3		
1967-68	Bill van Breda Kolf	52-30	.634	30-11	18-19	4-0	10-5	West Champions	
1968-69	Bill van Breda Kolf	55-27	.670	32-9	21-18	2-0	11-7	West Champions	
1969-70	Joe Mullaney	46-36	.561	27-14	17-21	2-1	11-7	West Champions	
1970-71	Joe Mullaney	48-34	.585	30-11	17-22	1-1	5-7		
1971-72	Bill Sharman	69-13	.841	36-5	31-7	2-1	12-3	NBA Champions	
1972-73	Bill Sharman	60-22	.732	30-11	28-11	2-0	9-8	West Champions	
1973-74	Bill Sharman	47-35	.573	30-11	17-24	--	1-4		
1974-75	Bill Sharman	30-52	.366	21-20	9-32	--	--		
1975-76	Bill Sharman	40-42	.488	31-10	9-32	--	--		
1976-77	Jerry West	53-29	.646	37-4	16-25	--	4-7		
1977-78	Jerry West	45-37	.549	29-12	16-25	--	1-2		
1978-79	Jerry West	47-35	.573	31-10	16-25	--	3-5		
1979-80	Jack McKinney (10-4)								
	Paul Westhead (50-18)	60-22	.732	37-4	23-18	--	12-4	NBA Champions	
1980-81	Paul Westhead	54-28	.659	30-11	24-17	--	1-2		
1981-82	Paul Westhead (7-4)								
	Pat Riley (50-21)	57-25	.695	30-11	27-14	--	12-2	NBA Champions	
1982-83	Pat Riley	58-24	.707	33-8	25-16	--	8-7	West Champions	
1983-84	Pat Riley	54-28	.659	28-13	26-15	--	14-7	West Champions	
1984-85	Pat Riley	62-20	.756	36-5	26-15	--	15-4	NBA Champions	
1985-86	Pat Riley	62-20	.756	35-6	27-14	--	8-6		
1986-87	Pat Riley	65-17	.793	37-4	28-13	--	15-3	NBA Champions	
1987-88	Pat Riley	62-20	.756	36-5	26-15	--	15-9	NBA Champions	
1988-89	Pat Riley	57-25	.695	35-6	22-19	--	11-4	West Champions	
1989-90	Pat Riley	63-19	.768	37-4	26-15	--	4-5		
1990-91	Mike Dunleavy	58-24	.707	33-8	25-16	--	12-7	West Champions	
1991-92	Mike Dunleavy	43-39	.524	24-17	19-22	--	1-3		
1992-93	Randy Pfund	39-43	.476	20-21	19-22	--	2-3		
1993-94	Randy Pfund (27-37)								
	Bill Bertka (1-1)								
	Earvin Johnson (5-11)	33-49	.402	21-20	12-29	--	--		
1994-95	Del Harris	48-34	.585	29-12	19-22	--	5-5		
1995-96	Del Harris	53-29	.646	30-11	23-18	--	1-3		
1996-97	Del Harris	56-26	.683	31-10	25-16	--	4-5		
1997-98	Del Harris	61-21	.744	33-8	28-13	--	7-6		
1998-99	Del Harris (6-6)								
	Bill Bertka (1-0)								
	Kurt Rambis (24-13)	31-19	.620	18-7	13-12	--	3-5		
1999-00	Phil Jackson	67-15	.817	36-5	31-10	--	15-8	NBA Champions	
2000-01	Phil Jackson	66-26	.803	31-10	25-16	--	15-1	NBA Champions	
2001-02	Phil Jackson	58-24	.707	34-7	24-17	--	15-4	NBA Champions	
2002-03	Phil Jackson	50-32	.610	31-10	19-22	--	6-6		
2003-04	Phil Jackson	56-26	.683	34-7	22-19	--	13-9	West Champions	
2004-05	Rudy Tomjanovich (24-19)								
	Frank Hamblen (10-29)	34-48	.415	22-19	12-29	--	--		
2005-06	Phil Jackson	45-37	.549	27-14	18-23	--	3-4		
2006-07	Phil Jackson	42-40	.512	25-16	17-24	--	1-4		
2007-08	Phil Jackson	57-25	.695	30-11	27-14	--	14-7	West Champions	
2008-09	Phil Jackson	65-17	.793	36-5	29-12	--	16-7	NBA Champions	
2009-10	Phil Jackson	57-25	.695	34-7	23-18	--	16-7	NBA Champions	
2010-11	Phil Jackson	57-25	.695	30-11	27-14	--	4-6		
2011-12	Mike Brown	41-25	.621	26-7	15-18	--	5-7		
2012-13	Mike Brown (1-4)								
	Bernie Bickerstaff (4-1)								
	Mike D'Antoni (40-32)	45-37	.549	29-12	16-25	--	0-4		





23

31

16

PACIFIC DIVISION
CHAMPIONSHIPS

1970-71	1987-88
1971-72	1988-89
1972-73	1989-90
1973-74	1999-00
1976-77	2000-01
1979-80	2003-04
1981-82	2007-08
1982-83	2008-09
1983-84	2009-10
1984-85	2010-11
1985-86	2011-12
1986-87	

WESTERN CONFERENCE
CHAMPIONSHIPS

1948-49*	1967-68*	1987-88
1949-50*	1968-69*	1988-89
1951-52*	1969-70*	1990-91
1952-53*	1971-72	1999-00
1953-54*	1972-73	2000-01
1958-59*	1979-80	2001-02
1961-62*	1981-82	2003-04
1962-63*	1982-83	2007-08
1964-65*	1983-84	2008-09
1965-66*	1984-85	2009-10
	1986-87	

NBA
CHAMPIONSHIPS

1949*	1985
1950*	1987
1952*	1988
1953*	2000
1954*	2001
1972	2002
1980	2009
1982	2010

* Franchise located in Minneapolis.

* Western Division ... Above also represents
NBA Finals appearances

NBA CHAMPIONSHIPS WON BY FRANCHISE

Boston	17	San Antonio	4	Atlanta	1
LAKERS	16	Detroit	3	Milwaukee	1
Chicago	6	Miami	3	Portland	1
Golden State	4	Houston	2	Seattle	1
Philadelphia	4	New York	2	Washington	1
		Dallas	1		

LAKERS ALL-TIME WIN/LOSS RECORD

	Regular Season	Playoffs
Minneapolis	457-382 (.514)	65-39 (.625)
Los Angeles	2713-1571 (.633)	373-257 (.592)
All-Time	3170-1953 (.619)	438-296 (.597)
GW Forum	968-313 (.756)	138-49 (.738)
STAPLES Center	425-141 (.751)	80-21 (.792)

LAKERS ALL-TIME COACHING SUMMARY

	Titles	REGULAR SEASON		PLAYOFFS		TOTAL	
		W-L	Pct.	W-L	Pct.	W-L	Pct.
John Kundla*	5	423-302	.583	60-35	.632	483-337	.589
George Milkan*	0	9-30	.231	-	-	9-30	.231
John Castellani*	0	11-25	.306	-	-	11-25	.306
Jim Pollard*	0	14-25	.359	5-4	.556	19-29	.396
Fred Schaus	0	315-245	.563	33-38	.465	348-283	.552
Bill van Breda Kolff	0	107-57	.652	21-12	.636	128-69	.650
Joe Mullaney	0	94-70	.573	16-14	.533	110-84	.567
Bill Sharman	1	246-164	.600	22-15	.595	268-179	.600
Jerry West	0	145-101	.589	8-14	.364	153-115	.571
Jack McKinney	0	10-4	.714	-	-	10-4	.714
Paul Westhead	1	111-50	.689	13-6	.684	124-56	.689
Pat Riley	4	533-194	.733	102-47	.685	635-241	.725
Mike Dunleavy	0	101-63	.616	13-10	.565	114-73	.610
Randy Pfund	0	66-80	.452	2-3	.400	68-83	.450
Bill Bertka	0	2-1	.667	-	-	2-1	.667
Earvin Johnson	0	5-11	.313	-	-	5-11	.313
Del Harris	0	224-116	.659	17-19	.472	241-135	.641
Kurt Rambis	0	24-13	.658	3-5	.375	28-18	.609
Phil Jackson	5	610-292	.676	118-63	.652	728-355	.672
Rudy Tomjanovich	0	24-19	.558	-	-	24-19	.558
Frank Hamblen	0	10-29	.256	-	-	10-29	.256
Mike Brown	0	42-29	.592	5-7	.417	47-36	.566
Bernie Bickerstaff	0	4-1	.800	-	-	4-1	.800
Mike D'Antoni	0	40-32	.556	0-4	.000	40-36	.526



* Minneapolis



LAKERS HONOR ROLL

LAKERS ALL-STARS / TIMES SELECTED

Kobe Bryant	15	James Worthy	7	George Mikan	4	Eddie Jones	2	Dwight Howard	1
Jerry West	14	Vern Mikkelsen	6	Jim Pollard	4	Jamaal Wilkes	2	Darall Imhoff	1
K. Abdul-Jabbar	13	Slater Martin	5	Pau Gasol	3	Andrew Bynum	1	Clyde Lovellette	1
Earvin Johnson	12	Wilt Chamberlain	4	Rudy LaRusso	3	Cedric Ceballos	1	Norm Nixon	1
Elgin Baylor	11	Gail Goodrich	4	Larry Foust	2	Archie Clark	1	Frank Selvy	1
Shaquille O'Neal	7	Dick Garmaker	4	Rod Hundley	2	A.C. Green	1	Nick Van Exel	1

ALL-STAR GAME YEAR-BY-YEAR

1950-51	Boston	Mikan (12 pts, 11 rebs), Mikkelsen (11 pts, 9 rebs), Pollard (4 pts, 5 ast)
1951-52	Boston	Mikan (26 pts, 15 rebs), Mikkelsen (12 pts, 10 rebs), Pollard (4 pts, 11 rebs, 5 ast)
1952-53	Ft. Wayne	Martin (5 pts, 2 rebs), Mikan* (22 pts, 16 rebs), Mikkelsen (6 pts, 6 rebs)
1953-54	New York	Martin (2 pts, 3 ast), Mikan (18 pts, 9 rebs), Pollard (23 pts)
1954-55	New York	Martin (5 pts, 5 ast), Mikkelsen (16 pts, 9 rebs), Pollard (17 pts, 4 rebs)
1955-56	Rochester	Lovellette (7 pts, 10 rebs), Martin (9 pts, 7 ast), Mikkelsen (16 pts, 9 rebs)
1956-57	Boston	Garmaker (10 pts, 7 rebs), Martin (8 pts, 3 ast), Mikkelsen (6 pts, 9 rebs)
1957-58	St. Louis	Foust (10 pts, 3 rebs), Garmaker (5 pts, 6 rebs)
1958-59	Detroit	Baylor* (24 pts, 11 rebs), Foust (8 pts, 9 rebs), Garmaker (5 pts, 2 rebs)
1959-60	Philadelphia	Baylor (25 pts, 13 rebs), Garmaker (11 pts, 4 rebs), Hundley (10 pts, 3 rebs)
1960-61	Syracuse	Baylor (15 pts, 10 rebs), Hundley (14 pts), West (9 pts)
1961-62	St. Louis	Baylor (32 pts, 9 rebs) LaRusso (DNP), Selvy (4 rebs), West (18 pts)
1962-63	Los Angeles	Baylor (17 pts, 14 rebs, 7 ast), LaRusso (6 pts), West (13 pts, 7 rebs, 5 ast)
1963-64	Boston	Baylor (15 pts, 8 rebs, 5 ast), West (17 pts, 5 ast)
1964-65	St. Louis	Baylor (18 pts, 7 rebs), West (20 pts 5 rebs, 6 ast)
1965-66	Cincinnati	LaRusso (11 pts), West (4 pts)
1966-67	San Francisco	Baylor (20 pts, 5 rebs, 5 ast), Imhoff (7 rebs), West (16 pts, 6 ast)
1967-68	New York	Baylor (22 pts, 6 rebs), Clark (17 pts), West (17 pts, 6 rebs, 6ast)
1968-69	Baltimore	Baylor (21 pts, 9 rebs, 5 ast), Chamberlain (4 pts, 12 rebs), West (DNP-Injured)
1969-70	Philadelphia	Baylor (9 pts, 7 rebs), West (22 pts, 5 rebs, 5 ast)
1970-71	San Diego	Chamberlain (2 pts, 8 rebs, 5ast), West (5 pts, 9 ast)
1971-72	Los Angeles	Chamberlain (8 pts, 10 rebs), Goodrich (4 pts), West* (13 pts, 6 rebs, 5 ast)
1972-73	Chicago	Chamberlain (2 pts, 7 rebs), Goodrich (2 pts), West (6 pts)
1973-74	Seattle	Goodrich (18 pts, 6 ast), West (DNP-Injured)
1974-75	Phoenix	Goodrich (4 pts, 4 ast)
1975-76	Philadelphia	Abdul-Jabbar (22 pts, 15 rebs)
1976-77	Milwaukee	Abdul-Jabbar (21 pts)
1977-78	Atlanta	NONE
1978-79	Detroit	Abdul-Jabbar (11 pts, 8 rebs)
1979-80	Landover	Abdul-Jabbar (17 pts, 16 rebs, 9 ast), Johnson (12 pts)
1980-81	Cleveland	Abdul-Jabbar (15 pts, 6 rebs, 4 ast), Wilkes (15 pts, 8 rebs, 3 ast)
1981-82	E. Rutherford	Abdul-Jabbar (2 pts, 3 rebs, 1 ast), Johnson (16 pts, 4 reb, 7 ast), Nixon (14 pts, 2 ast)
1982-83	Los Angeles	Abdul-Jabbar (20 pts, 6 rebs, 5 ast), Johnson (17 pts, 5 rebs, 16 ast), Wilkes (10 pts, 2 rebs, 2 ast)
1983-84	Denver	Abdul-Jabbar (25 pts, 13 rebs, 2 ast), Johnson (15 pts, 9 rebs, 22 ast)
1984-85	Indianapolis	Abdul-Jabbar (11 pts, 6 rebs), Johnson (21 pts, 15 ast)
1985-86	Dallas	Abdul-Jabbar (21 pts, 7 rebs), Johnson (6 pts, 15 ast), Worthy (20 pts)
1986-87	Seattle	Abdul-Jabbar (10 pts, 8 rebs), Johnson (9 pts, 7 rebs, 13 ast), Worthy (22 pts, 8 rebs)
1987-88	Chicago	Abdul-Jabbar (10 pts, 4 rebs), Johnson (17 pts, 6 rebs, 19 ast), Worthy (4 pts, 3 rebs)
1988-89	Houston	Abdul-Jabbar (4 pts, 3 rebs), Johnson (DNP-Injured), Worthy (8 pts, 2 rebs)
1989-90	Miami	Green (3 rebs), Johnson* (22 pts, 6 rebs), Worthy (2 pts, 4 rebs)
1990-91	Charlotte	Johnson (16 pts, 4 rebs, 3 ast), Worthy (9 pts, 2 rebs)
1991-92	Orlando	Johnson* (25 pts, 5 rebs, 9 ast), Worthy (9 pts, 4 rebs)
1992-93	Salt Lake City	NONE
1993-94	Minneapolis	NONE
1994-95	Phoenix	Ceballos (DNP-Injured)
1995-96	San Antonio	NONE
1996-97	Cleveland	Jones (10 pts, 1 reb, 1 ast), O'Neal (DNP-Injured)
1997-98	New York	Bryant (18 pts, 6 rebs), Jones (15 pts, 11 rebs), O'Neal (12 pts, 4 rebs), Van Exel (13 pts, 2 ast)
1998-99	NO GAME	
1999-00	Oakland	Bryant (15 pts, 3 ast), O'Neal* (22 pts, 9 rebs)
2000-01	Washington, DC	Bryant (19 pts, 7 rebs, 4 ast), O'Neal (DNP-Injured)
2001-02	Philadelphia	Bryant* (31 pts, 5 rebs, 5 ast), O'Neal (DNP-Injured)
2002-03	Atlanta	Bryant (22 pts, 7 rebs, 6 ast), O'Neal (19 pts, 13 rebs)
2003-04	Los Angeles	Bryant (20 pts, 4 rebs, 4 ast, 5 stl), O'Neal* (24 pts, 11 rebs)
2004-05	Denver	Bryant (16 points, 6 rebs, 7 ast, 3 stl)
2005-06	Houston	Bryant (8 points, 7 rebs, 8 ast, 3 stl)
2006-07	Las Vegas	Bryant* (31 pts, 5 rebs, 6 ast, 4 stl)
2007-08	New Orleans	Bryant (1 reb, 3 min)
2008-09	Phoenix	Bryant* (27 pts, 4 rebs, 4 ast, 4 stl), Gasol (14 pts, 8 rebs)
2009-10	Dallas	Bryant (DNP-Injured), Gasol (13 pts, 6 rebs, 1 stl)
2010-11	Los Angeles	Bryant* (37 pts, 14 rebs, 3 ast, 3 stl), Gasol (17 pts, 7 rebs, 2 ast, 2 blk)
2011-12	Orlando	Bryant (27 pts, 1 reb, 1 ast, 2 stl), Bynum (3 rebs, 1 ast, 1 blk)
2012-13	Houston	Bryant (9 pts, 4 reb, 8 ast, 2 stl, 2 blk), Howard (9 pts, 7 reb)





ALL-STAR WEEKEND ROOKIE GAME / ROOKIE-SOPHOMORE GAME PARTICIPANTS

1993-94	Nick Van Exel	6 assists
1994-95	Eddie Jones*	25 points, 4 rebounds, 6 steals
1996-97	Kobe Bryant	31 points, 8 rebounds, 3 assists
	Derek Fisher	16 points, 6 assists
	Travis Knight	9 points, 4 assists
2006-07	Jordan Famar	12 points, 2 steals
	Andrew Bynum	7 points, 4 rebounds
2007-08	Jordan Famar	17 points, 12 assists, 4 steals

* MVP

ALL-STAR WEEKEND THREE-POINT SHOOTOUT PARTICIPANTS

1986-87	Byron Scott
	Michael Cooper
1987-88	Byron Scott

ALL-STAR WEEKEND SLAM DUNK PARTICIPANTS

1983-84	Michael Cooper
1994-95	Antonio Harvey
1996-97	Kobe Bryant*
2009-10	Shannon Brown

* Champion

ALL-STAR GAME HEAD COACHES

Pat Riley	(8)	1982, 1983, 1985, 1986, 1987, 1988, 1989, 1990
Fred Schaus	(4)	1963, 1964, 1966, 1967
Bill Sharman	(2)	1972, 1973
Phil Jackson	(2)	2000, 2009

NBA ROOKIE OF THE YEAR

Elgin Baylor	1958-59
--------------	---------

ALL-NBA FIRST TEAM

Elgin Baylor	(10)	1959, 1960, 1961, 1962, 1963, 1964, 1965, 1967, 1968, 1969
Kobe Bryant	(11)	2002, 2003, 2004, 2006, 2007, 2008, 2009, 2010, 2011, 2012, 2013
Jerry West	(10)	1962, 1963, 1964, 1965, 1966, 1967, 1970, 1971, 1972, 1973
Earvin Johnson	(9)	1983, 1984, 1985, 1986, 1987, 1988, 1989, 1990, 1991
Kareem Abdul-Jabbar	(6)	1976, 1977, 1980, 1981, 1984, 1986
George Mikan	(6)	1949, 1950, 1951, 1952, 1953, 1954
Shaquille O'Neal	(6)	1998, 2000, 2001, 2002, 2003, 2004
Jim Pollard	(2)	1949, 1950
Gail Goodrich	(1)	1974

ALL-NBA SECOND TEAM

Kareem Abdul-Jabbar	(4)	1978, 1979, 1983, 1985
Vern Mikkelsen	(4)	1951, 1952, 1953, 1955
Kobe Bryant	(2)	2000, 2001
Jim Pollard	(2)	1952, 1954
Slater Martin	(2)	1955, 1956
Jerry West	(2)	1968, 1969
Andrew Bynum	(1)	2012
Wilt Chamberlain	(1)	1972
Dick Garmaker	(1)	1957
Pau Gasol	(1)	2011
Earvin Johnson	(1)	1982
Clyde Lovellette	(1)	1956
Shaquille O'Neal	(1)	1999

ALL-NBA THIRD TEAM

Kobe Bryant	(2)	1999, 2005
Pau Gasol	(2)	2009, 2010
James Worthy	(2)	1990, 1991
Dwight Howard	(1)	2013
Shaquille O'Neal	(1)	1997

NBA MOST VALUABLE PLAYER

Kareem Abdul-Jabbar	(3)	1976, 1977, 1980
Earvin Johnson	(3)	1987, 1989, 1990
Shaquille O'Neal	(1)	2000
Kobe Bryant	(1)	2008

NBA FINALS MOST VALUABLE PLAYER

Earvin Johnson	(3)	1980, 1982, 1987
Shaquille O'Neal	(3)	2000, 2001, 2002
Kobe Bryant	(2)	2009, 2010
Jerry West	(1)	1969
Wilt Chamberlain	(1)	1972
Kareem Abdul-Jabbar	(1)	1985
James Worthy	(1)	1988

NBA COACH OF THE YEAR

Bill Sharman	(1)	1971-72
Pat Riley	(1)	1989-90
Del Harris	(1)	1994-95

NBA DEFENSIVE PLAYER OF THE YEAR

Michael Cooper	1986-87
----------------	---------

NBA ALL-DEFENSIVE FIRST TEAM

Kobe Bryant	(9)	2000, 2003, 2004, 2006, 2007, 2008, 2009, 2010, 2011
Michael Cooper	(5)	1982, 1984, 1985, 1987, 1988
Jerry West	(4)	1970, 1971, 1972, 1973
Kareem Abdul-Jabbar	(3)	1979, 1980, 1981
Wilt Chamberlain	(2)	1972, 1973

NBA ALL-DEFENSIVE SECOND TEAM

Kareem Abdul-Jabbar	(4)	1976, 1977, 1978, 1984
Kobe Bryant	(3)	2001, 2002, 2012
Michael Cooper	(3)	1981, 1983, 1986
Shaquille O'Neal	(3)	2000, 2001, 2003
Eddie Jones	(2)	1998, 1999
A.C Green	(1)	1989
Jim Price	(1)	1974
Jerry West	(1)	1969

NBA SIXTH MAN OF THE YEAR

Lamar Odom	2010-11
------------	---------

NBA EXECUTIVE OF THE YEAR

Jerry West	1994-95
------------	---------

J. WALTER KENNEDY CITIZENSHIP AWARD

Michael Cooper	1985-86
Earvin Johnson	1991-92
Metta World Peace	2010-11
Pau Gasol	2011-12

KIA COMMUNITY ASSIST AWARD

Pau Gasol	2011-12
-----------	---------





LAKERS HONOR ROLL

NBA ALL-ROOKIE TEAM

Bill Hewitt	1968-69	Earvin Johnson	1979-80
Dick Garrett	1969-70	James Worthy	1982-83
Jim Price	1972-73	Byron Scott	1983-84
Brian Winters	1974-75	Vlade Divac	1989-90
Norm Nixon	1977-78	Eddie Jones	1994-95

NBA ALL-ROOKIE SECOND TEAM

Nick Van Exel	1993-94
Kobe Bryant	1996-97
Travis Knight	1996-97

BASKETBALL HALL OF FAME (INDUCTION YEAR)

George Mikan	1959
Elgin Baylor	1977
Jim Pollard	1978
Wilt Chamberlain	1979
Pete Newell (contributor)	1979, 2010*
Jerry West	1980, 2010*
Slater Martin	1982
Clyde Lovellette	1988
Connie Hawkins	1992
John Kundla (coach)	1995
Vern Mikkelsen	1995
Kareem Abdul-Jabbar	1995
Gail Goodrich	1996
Bob McAdoo	2000
Earvin Johnson	2002, 2010^
Chick Hearn (contributor)	2003
James Worthy	2003
Bill Sharman (coach)	2004
Phil Jackson (coach)	2007
Adrian Dantley	2008
Pat Riley (coach)	2008
Dr. Jerry Buss (contributor)	2010
Karl Malone	2010, 2010^
Bob Boozer (1960 US Olympic Team)	2010
Darrall Imhoff (1960 US Olympic Team)	2010
Dennis Rodman	2011
Tex Winter (coach)	2011
Jamaal Wilkes	2012
Gary Payton	2013

NBA PLAYER OF THE WEEK (WEEK ENDING...)

Magic Johnson	(18)	4/7/91, 4/15/90, 1/1/89, 12/4/88, 12/13/87, 4/5/87, 3/22/87, 3/8/87, 2/15/87, 12/21/86, 3/9/86, 2/17/85, 2/26/84, 11/13/83, 4/10/83, 3/13/83, 3/16/80, 11/11/79
Kareem Abdul-Jabbar	(7)	3/24/85, 4/8/84, 2/12/84, 2/28/82, 12/21/80, 2/17/80, 12/9/79
Shaquille O'Neal	(7)	4/8/01, 3/12/00, 2/20/00, 12/5/99, 3/22/98, 11/16/97, 12/15/96
Kobe Bryant	(2)	12/24/00, 4/16/00
Cedric Ceballos	(2)	11/19/95, 12/25/94
Vlade Divac	(1)	3/26/95
Byron Scott	(1)	1/10/88

NBA COACH OF THE MONTH

Pat Riley	(5)	December 1988, November 1986, November 1985, March 1985, January 1983
Phil Jackson	(3)	November 2001, February 2000, December 1999
Mike Dunleavy	(2)	November 1991, January 1991
Del Harris	(1)	April 1998

NBA PLAYER OF THE MONTH

Shaquille O'Neal	(7)	April 2001, March 2000, February 2000, November 1999, April 1998, January 1998, December 1996
Magic Johnson	(6)	February 1990, March 1987, December 1986, February 1985, November 1983, October 1983
Kareem Abdul-Jabbar	(2)	March 1984, December 1979
Kobe Bryant	(1)	December 2000
Cedric Ceballos	(1)	December 1994
Eddie Jones	(1)	November 1997

WESTERN CONF. PLAYER OF THE WEEK (WEEK ENDING...)

Kobe Bryant	(31)	4/14/13, 3/10/13, 2/24/13 1/15/12, 1/8/12, 3/27/11, 12/27/09, 12/20/09, 11/22/09, 3/16/09, 1/12/09, 12/29/08, 1/13/08, 3/2/08, 4/6/08, 3/25/07, 3/18/07, 4/16/06, 1/22/06, 12/25/05, 12/18/05, 11/13/05, 3/22/04, 2/17/04, 2/23/03, 2/2/03, 1/12/03, 12/8/02, 11/3/02, 1/20/02, 11/4/01
Shaquille O'Neal	(7)	3/15/04, 12/1/03, 4/6/03, 3/9/03, 3/10/02, 2/24/02, 2/3/02
Pau Gasol	(4)	10/31/10, 3/21/10, 2/23/09, 2/9/09
Andrew Bynum	(3)	4/15/12, 3/18/12, 1/26/09

WESTERN CONF. PLAYER OF THE MONTH

Kobe Bryant	(15)	February 2013, January 2012, March 2011, December 2009, January 2009, December 2008, February 2008, April 2008, March 2007, December 2006, April 2006, January 2006, March 2004, January 2003, November 2001
Pau Gasol	(1)	February 2009
Shaquille O'Neal	(1)	March 2003

WESTERN CONF. COACH OF THE MONTH

Phil Jackson	(5)	March 2011, November 2009, April 2008, November 2003, April 2003
Mike D'Antoni	(1)	April 2013

US OLYMPIC BASKETBALL TEAM MEMBERS

Kobe Bryant	2008, 2012	Adrian Dantley	1976
Lamar Odom	2004	Mitch Kupchak	1976
Gary Payton	2000, 1996	Jim Brewer	1972
Karl Malone	1996, 1992	Dwight Jones	1972
Shaquille O'Neal	1996	Spencer Haywood	1968
Earvin Johnson	1992	Charlie Scott	1968
J.R. Reid	1988	Jim Barnes	1964
Mitch Richmond	1988	Mel Counts	1964
Joe Kleine	1984	Walt Hazzard	1964
Sam Perkins	1984	Bob Boozer	1960
Sam Bowie	1980	Darrall Imhoff	1960
Kenny Carr	1976	Jerry West	1960
		Clyde Lovellette	1952



REGULAR SEASON INDIVIDUAL RECORDS



MOST POINTS

Game	81	Kobe Bryant	vs. TOR	1/22/06
Half	55	Kobe Bryant	vs. TOR	1/22/06
Quarter	30	Kobe Bryant	vs. Utah	11/30/06
	30	Kobe Bryant	vs. DAL	12/20/05
Season	2,832	Kobe Bryant		2005-06
Career	31,617	Kobe Bryant		1996-present

MOST FG MADE

Game	29	Wilt Chamberlain	vs. PHX	2/9/69
Half	18	Kobe Bryant	vs. TOR	1/22/06
Quarter	11	Kobe Bryant	vs. TOR	1/22/06
	11	Kobe Bryant	at SEA	2/2/99
Season	1,029	Elgin Baylor		1962-63
Career	11,024	Kobe Bryant		1996-present

MOST FG ATTEMPTED

Game	55	Elgin Baylor	vs. PHI	12/2/61
Half	28	Kobe Bryant	at BOS	11/17/02
	28	Elgin Baylor	at NY	11/15/60
Quarter	18	Elgin Baylor	at NY	11/15/60
Season	2,273	Elgin Baylor		1962-63
Career	24,301	Kobe Bryant		1996-present

HIGHEST FG %

Game	1.000	Wilt Chamberlain (14-14)	vs. DET	3/11/69
Season	.727*	Wilt Chamberlain (min. 300 FGM)		1972-73
Career	.605	Wilt Chamberlain (min. 2000 FGM)		1969-73

MOST FREE THROWS MADE

Game	25	Dwight Howard	at ORL	3/12/13
Half	17	Kobe Bryant	at CLE	1/30/01
Quarter	14	Kobe Bryant	at Utah	2/26/07
Consecutive	62	Kobe Bryant		2005-06
Season	840*	Jerry West		1965-66
Career	7,932	Kobe Bryant		1996-present

MOST FREE THROWS ATTEMPTED

Game	39*	Dwight Howard	at ORL	3/12/13
Half	20	Dwight Howard	at ORL	3/12/13
	20	Shaquille O'Neal	at GS	3/14/02
Quarter	17	Dwight Howard	at ORL	3/12/13
Season	977	Jerry West		1965-66
Career	9,468	Kobe Bryant		1996-present

FREE THROW % (MIN. 18 ATT.)

Highest Game	1.000	Kobe Bryant (20-20)	at NY	2/2/09
	1.000	Kobe Bryant (18-18)	at POR	4/10/13
	1.000	Earvin Johnson (18-18)	vs. UTAH	4/11/91
	1.000	Jerry West (18-18)	vs. NY	11/9/69
	1.000	Jerry West (18-18)	vs. DET	11/10/65
Season	.9112	Earvin Johnson (min. 125 FTM)		1988-89
Career	.877	Cazzie Russell (min. 200 FTM)		1974-77

MOST 3-PT FG MADE

Game	12*	Kobe Bryant	vs. SEA	1/7/03
Half	8*	Kobe Bryant	vs. WAS	3/28/03
Quarter	6	Kobe Bryant	vs. SEA	1/7/03
Season	183	Nick Van Exel		1994-95
Career	1,637	Kobe Bryant		1996-present

MOST 3-PT FG ATTEMPTED

Game	18	Kobe Bryant	vs. SEA	1/7/03
Half	13*	Sasha Vujacic	vs. MEM	3/28/08
Quarter	n/a	-	-	-
Season	518	Kobe Bryant		2005-06
Career	4,879	Kobe Bryant		1996-present

3-PT FIELD GOAL % (MIN. 6 ATT.)

Game	1.000	Kobe Bryant (7-7)	vs. PHI	1/6/06
	1.000	Nick Van Exel (6-6)	vs. VAN	11/16/97
Season	.441	Vladimir Radmanovic (min. 55 3FGM)		2008-09
Career	.400	Vladimir Radmanovic (min. 250 3FGA)		2006-09

MOST REBOUNDS

Game	42	Wilt Chamberlain	vs. BOS	3/7/69
Half	27	Wilt Chamberlain	vs. BOS	3/7/69
Quarter	14	Happy Hairston	vs. PHI	11/15/74
	14	Wilt Chamberlain	vs. BOS	3/7/69
	14	Gene Wiley	vs. NY	11/5/62
Season	1,712	Wilt Chamberlain		1968-69
Career	11,463	Elgin Baylor		1959-72

MOST OFFENSIVE REBOUNDS (SINCE 1973-74)

Game	14	Shaquille O'Neal	at MEM	4/4/03
Half	9	Lamar Odom	vs. PHX	1/17/08
	9	Shaquille O'Neal	at MEM	4/4/03
	9	Happy Hairston	at CHI	2/16/75
Quarter	n/a	-	-	-
Season	355	Happy Hairston		1973-74
Career	2,494	Kareem Abdul-Jabbar		1975-89

MOST DEFENSIVE REBOUNDS (SINCE 1973-74)

Game	29*	Kareem Abdul-Jabbar	vs. DET	12/14/75
Half	n/a	-	-	-
Quarter	13*	Happy Hairston	vs. PHI	11/15/74
Season	1,111*	Kareem Abdul-Jabbar		1975-76
Career	7,785	Kareem Abdul-Jabbar		1975-89

MOST ASSISTS

Game	24	Earvin Johnson	vs. DEN	11/17/89
Half	24	Earvin Johnson	at PHX	1/9/90
Quarter	18	Earvin Johnson	vs. SEA	2/21/84
Quarter	12	Earvin Johnson	vs. SEA	2/21/84
Season	989	Earvin Johnson		1990-91
Career	10,141	Earvin Johnson		1979-91,96

MOST STEALS (SINCE 1973-74)

Game	10	Jerry West	vs. SEA	12/7/73
Half	6	Kobe Bryant	vs. UTAH	2/13/06
	6	Eddie Jones	at PHI	11/26/96
	6	Eddie Jones	vs. BOS	12/26/95
	6	Sedale Threatt	at POR	3/3/92
	6	Jerry West	vs. SEA	12/7/73
Quarter	n/a	-	-	-
Season	208	Earvin Johnson		1981-82
Career	1,828	Kobe Bryant		1996-present

MOST BLOCKED SHOTS (SINCE 1973-74)

Game	17*	Elmore Smith	vs. POR	10/28/73
Half	11*	Elmore Smith	vs. POR	10/28/73
Quarter	6	Elmore Smith	vs. POR	10/28/73
Season	393	Elmore Smith		1973-74
Career	2,694	Kareem Abdul-Jabbar		1975-89



* Denotes NBA Record



REGULAR SEASON INDIVIDUAL RECORDS (OPPONENTS)

MOST POINTS

Game	78	Wilt Chamberlain	at PHI (3OT)	12/8/61
	72	Wilt Chamberlain	vs. PHI	11/3/62
Half	39	Wilt Chamberlain	at PHI	2/7/66
Quarter	23	Wilt Chamberlain	at PHI	2/7/66

MOST FG MADE

Game	31	Wilt Chamberlain	at PHI (3OT)	12/8/61
	29	Wilt Chamberlain	vs. PHI	11/3/62

MOST FG ATTEMPTED

Game	62	Wilt Chamberlain	at PHI (3OT)	12/8/61
	48	Wilt Chamberlain	vs. PHI	11/3/62

HIGHEST FG %

Game	1.000	Wilt Chamberlain	at PHI	1/20/67
		(15-15)		

MOST FREE THROWS MADE

Game	24	Frank Selvy	vs. MIL	12/2/54
	22	Oscar Robertson	at CIN	12/18/64

MOST FREE THROWS ATTEMPTED

Game	31	Wilt Chamberlain	at PHI (3OT)	12/8/61
	27	Gilbert Arenas	vs. WAS (OT)	12/17/06
	27	Dolph Schayes	vs. SYR	1/17/51
	24	Oscar Robertson	vs. CIN	12/3/65
	24	Walter Dukes	vs. DET	11/19/60

FREE THROW %

Game	1.000	Dolph Schayes	vs. SYR	10/29/60
		(18-18)		

MOST 3-PT FG MADE

Game	10	Peja Stojackovic	vs. NO	11/6/07
------	----	------------------	--------	---------

MOST 3-PT FG ATTEMPTED

Game	16	Jason Terry	vs. DAL	3/15/09
------	----	-------------	---------	---------

3-PT FIELD GOAL % (MIN. 5 ATT.)

Game	1.000	Bruce Bowen (6-6)	at SA	11/13/07
	1.000	Raja Bell (6-6)	vs. PHX	4/8/07
	1.000	Jason Terry (5-5)	at DAL	1/5/05
	1.000	Kelly Tripucka (5-5)	at Utah	12/26/87

MOST REBOUNDS

Game	45	Wilt Chamberlain	at PHI	1/21/61
------	----	------------------	--------	---------

MOST OFFENSIVE REBOUNDS (SINCE 1973-74)

Game	14	Joakim Noah	at CHI	12/15/09
	14	David Robinson	at SA	4/2/91
	14	Moses Malone	at HOU	4/6/82

MOST DEFENSIVE REBOUNDS (SINCE 1973-74)

Game	22	Truck Robinson	vs. NO	11/11/77
------	----	----------------	--------	----------

MOST ASSISTS

Game	28	Bob Cousy	at BOS	2/27/59
	23	John Stockton	at UTAH	4/12/90
	23	Kevin Porter	vs. DET	3/30/79
Half	19*	Bob Cousy	at BOS	2/27/59
Quarter	12	Bob Cousy	at BOS	2/27/59

MOST STEALS (SINCE 1973-74)

Game	10	Larry Steele	vs. POR	11/16/74
------	----	--------------	---------	----------

MOST BLOCKED SHOTS (SINCE 1973-74)

Game	10	Shawn Bradley	at DAL	3/4/97
	10	Shawn Kemp	vs. SEA	1/18/91
	10	David Robinson	vs. SA	2/20/90



REGULAR SEASON TEAM RECORDS (HIGHS)



MOST POINTS

Game	162	vs. GS	3/19/72
Half	91	vs. GS	3/19/72
	91	vs. CHI	11/23/66
Quarter	49	vs. GS	3/19/72
	49	vs. CHI	11/23/66
Season	9,937	121.2 per game	1967-68

MOST FG MADE

Game	69	vs. DEN	4/9/82
	69	vs. GS	3/19/72
Half	37	vs. GS	3/19/72
Quarter	22	vs. CHI	1/23/66
Season	3,964	48.3 per game	1982-83

MOST FG ATTEMPTED

Game	138	at PHI (3OT)	12/8/61
	135	at PHI	1/21/61
Half	73	at BOS	2/27/59
Quarter	39	at BOS	2/27/59
Season	8,466	104.5 per game	1966-67

HIGHEST FG %

Game	.685	vs. NY (63-92)	1/23/79
Season	.545*		1984-85

MOST FREE THROWS MADE

Game	52	vs. NY	11/13/57
	49	vs. SF	1/20/68
Half	32	vs. PHI	2/15/57
Quarter	21	at CHI	12/17/91
	21	vs. PHI	12/19/71
	21	vs. CHI	1/25/66
Season	2,378		1961-62

MOST FREE THROWS ATTEMPTED

Game	69	vs. STL (OT)	2/17/57
	66	vs. NY	11/13/57
	64	vs. CHI	11/19/99
	64	vs. DET	11/23/67
Half	42	vs. PHI	2/15/57
Quarter	27	vs. LAC	11/5/00
	27	vs. CHI	1/25/66
Season	3,240		1961-62

FREE THROW % (MOST W/OUT A MISS)

Game	1.000	at DEN (27-27)	1/30/91
Season	.802		1988-89

MOST 3-PT FG MADE

Game	19	vs. WAS (OT)	12/17/06
	17	vs. DEN	11/30/12
	17	vs. SEA	1/7/03
Half	12	vs. LAC	3/7/08
	12	vs. WAS	12/17/06
Quarter	n/a	-	-
Season	715		2012-13

MOST 3-PT FG ATTEMPTED

Game	45	vs. MEM	3/28/08
Season	2,015		2012-13

3-PT FIELD GOAL % (MIN. 5 ATT.)

Game	1.000	at POR (6-6)	1/1/87
Season	.378		2007-08

MOST REBOUNDS (TEAM REBOUNDS NOT INCLUDED)

Game	107	vs. IND (OT)	1/14/51
	101	vs. BOS	2/18/62
Half	55	at DET	1/9/66
Quarter	31	vs. STL	2/21/60
Season	5,816		1960-61

MOST OFFENSIVE REBOUNDS (SINCE 1973-74)

Game	31	vs. LAC (2OT)	11/15/93
	30	vs. UTAH	11/13/83
Half	n/a	-	-
Quarter	n/a	-	-
Season	1,365		1973-74

MOST DEFENSIVE REBOUNDS (SINCE 1973-74)

Game	58	vs. SEA	10/19/73
Half	36*	vs. SEA	10/19/73
Quarter	n/a	-	-
Season	2,970		1973-74

MOST ASSISTS

Game	51	vs. DEN	2/23/82
Half	28	vs. DET	11/24/72
Quarter	17	vs. DEN	2/23/82
Season	2,575*		1984-85

PERSONAL FOULS

Game	48	vs. IND	3/9/53
	42	at SAC (OT)	1/4/07
	41	at UTAH	10/29/83
Season	2,168		1966-67
DQs (Game)	5	vs. STL (OT)	2/17/57
DQs (Season)	60		1957-58

MOST STEALS (SINCE 1973-74)

Game	23	vs. KC	11/9/82
Half	n/a	-	-
Quarter	11	at DAL	12/13/94
	11	vs. CHI	3/12/82
Season	848		1981-82

MOST BLOCKED SHOTS (SINCE 1973-74)

Game	21	vs. DEN	4/9/82
Half	n/a	-	-
Quarter	n/a	-	-
Season	653		1973-74

MOST TURNOVERS (SINCE 1970-71)

Game	43	vs. SEA	2/15/74
Half	22	vs. SEA	2/15/74
Quarter	n/a	-	-
Season	1,913		1973-74

MOST VICTORIES

Season	69		1971-72
Consecutive	33*		11/5/71-1/7/72
Home	.968	Minneapolis (30-1)	1949-50
	.902	Los Angeles (37-4)	1989-90
	.902	Los Angeles (37-4)	1986-87
	.902	Los Angeles (37-4)	1979-80
	.902	Los Angeles (37-4)	1976-77
Road	.816	Los Angeles (31-7)*	1971-72



* Denotes NBA Record



REGULAR SEASON TEAM RECORDS (LOWS)

(records for fewest exclude games & seasons before 1954-55 (introduction of shot clock); shortended season in italics)

FEWEST POINTS

Game	70	at CLE	11/5/02
Half	23	at DEN	11/13/09
Quarter	6	vs. CHI	11/20/77
Overtime	0*	vs. DET	12/1/89
Season	8,052	(98.2 ppg) - low total	2003-04
	4,950	(99.0 ppg) - low total	1998-99
	6,422	(97.3 ppg) - low average	2011-12

FEWEST FG MADE

Game	20	at UTAH	11/3/04
Half	n/a	-	-
Quarter	2	at SA	4/18/96
	2	at PHX	3/24/87
Season	2,895		2004-05
	1,841		1998-99

FEWEST FG ATTEMPTED

Game	57	vs. IND	3/4/98
Half	n/a	-	-
Quarter	n/a	-	-
Season	6,536		1997-98
	3,935		1998-99

LOWEST FG %

Game	.194	at SYR	11/4/51
	.294	at UTAH (20-68)	11/3/04
Half	n/a	-	-
Quarter	.111	vs. MEM (2-18)	12/20/04
Season	.386		1960-61

FEWEST FREE THROWS MADE

Game	2	vs. SD	3/28/80
Half	n/a	-	-
Quarter	n/a	-	-
Season	1,410		1993-94
	1,027		1998-99

FEWEST FREE THROWS ATTEMPTED

Game	3	vs. SD	3/28/80
Half	n/a	-	-
Quarter	n/a	-	-
Season	1,941		1976-77
	1,503		1998-99

FREE THROW %

Game	.278	vs. SEA (5-18)	12/8/00
Season	.650		1968-69

FEWEST 3-PT FG MADE

Game	0	several, last at POR	1/5/12
Season	10		1982-83

FEWEST 3-PT FG ATTEMPTED

Game	0	several, last at KC	4/22/84
Season	94		1980-81
	94		1981-82

3-PT FIELD GOAL % (MOST 3FGA W/OUT A MAKE)

Game	.000	at POR (0-11)	1/5/12
	.000	vs. SA (0-11)	3/9/01
	.000	at POR (0-11)	2/26/83
Half	.000		several
Quarter	.000		several
Season	.104	(10-96)*	1982-83

FEWEST REBOUNDS (TEAM REB. NOT INCLUDED)

Game	23	at UTAH	3/28/98
Half	n/a	-	-
Quarter	n/a	-	-
Season	3,298		1995-96
	2,101		1998-99

FEWEST OFFENSIVE REBOUNDS (SINCE 1973-74)

Game	1	at CLE	3/19/06
	1	vs. IND	3/1/02
Half	0		several
Quarter	0		several
Season	886		2006-07
	619		1998-99

FEWEST DEFENSIVE REBOUNDS (SINCE 1973-74)

Game	13	at MIL	12/3/91
Half	n/a	-	-
Quarter	n/a	-	-
Season	2,196		1991-92
	1,482		1998-99

FEWEST ASSISTS

Game	4	at BAL	11/14/64
	4	vs. SYR	11/28/61
Half	n/a	-	-
Quarter	0	several, last vs. GS	2/16/10
Season	1,601		1964-65
	1,095		1998-99

FEWEST PERSONAL FOULS

Game	8	vs. DAL	11/28/08
Half	n/a	-	-
Quarter	n/a	-	-
Season	1,467		2012-13
	1,109		2011-12

FEWEST STEALS (SINCE 1973-74)

Game	0*	at OKC	3/5/13
	0*	at MIN	1/29/12
	0*	vs. HOU	1/7/05
Season	508		2004-05
	389		1998-99

FEWEST BLOCKED SHOTS (SINCE 1973-74)

Game	0*	several, last at ATL	3/31/10
Season	344		2004-05
	287		1998-99

FEWEST TURNOVERS (SINCE 1970-71)

Game	3	vs. HOU	12/30/01
Half	n/a	-	-
Quarter	n/a	-	-
Season	1,040		2001-02
	754		1989-99

DEFEATS

Season	.264	Minneapolis (19-53)	1957-58
	.366	Los Angeles (30-52)	1974-75
Consecutive	10		1993-94
Home	.409	Minneapolis (9-13)	1959-60
	.488	Los Angeles (20-21)	1992-93
Road	.154	Minneapolis (4-22)	1957-58
	.220	Los Angeles (9-32)	1975-76
	.220	Los Angeles (9-32)	1974-75



REGULAR SEASON OPPONENT TEAM RECORDS (HIGHS)



MOST POINTS

Game	173	at BOS	2/27/59
	158	at PHI	3/18/68
Half	90	at BOS	2/27/59
	85	at PHI	3/18/68
Quarter	52	at BOS	2/27/59
	49	vs. BOS	3/19/93
Season	9,170		1983-84

MOST FG MADE

Game	72	at BOS	2/27/59
	68	at PHI	3/18/68
Half	40	at BOS	2/27/59
	37	vs. DET	11/24/72
Quarter	23	at BOS	2/27/59
Season	3,797		1978-79

MOST FG ATTEMPTED

Game	153*	vs. PHI (3OT)	12/8/61
	127	vs. DET	12/14/75
Half	81	vs. SF	2/2/69
Quarter	47*	at BOS	2/27/59
	45	at DET	11/28/65
Season	8,553		1970-71

HIGHEST FG %

Game	.658	at SD	3/28/84
Half	n/a	-	-
Quarter	.938	vs. BOS	3/19/93
	.938	at PHI	12/2/66
Season	.490		1982-83

MOST FREE THROWS MADE

Game	56	vs. BOS	11/28/54
	47	vs. WAS (OT)	12/17/06
	44	at UTAH	11/29/83
Half	n/a	-	-
Quarter	22	at MIL	3/21/01
Season	1,778		1985-86

MOST FREE THROWS ATTEMPTED

Game	67	vs. St. Louis (OT)	2/17/57
	60	vs. WAS (OT)	12/17/06
	60	at UTAH	11/29/83
Half	n/a	-	-
Quarter	n/a	-	-
Season	2,369		1985-86

FREE THROW %

Game	1.000	several, last vs. SAC	3/17/13
Most FTA w/o miss	1.000	at BUF (30-30)	11/18/75
Season	.780		2004-05

MOST 3-PT FG MADE

Game	22	vs. PHX	11/14/10
Half	12	at PHX	4/5/05
Quarter	9	at PHX	4/5/05
Season	613		2012-13

MOST 3-PT FG ATTEMPTED

Game	41	vs. PHX (3OT)	3/22/11
	40	vs. DAL	3/17/02
Half	n/a	-	-
Quarter	15	vs. GS	3/25/07
Season	1,718		2012-13

3-PT FIELD GOAL % (MIN. 4 ATT.)

Game	1.000	vs. SA (4-4)	4/17/87
Season	.380	(465-1223)	2002-03

MOST REBOUNDS (TEAM REBOUNDS NOT INCLUDED)

Game	105	at BOS	2/26/60
	98	vs. PHI (3OT)	12/8/61
	82	at CHI	2/12/71
Half	n/a	-	(Minneapolis era)
	49	at CHI	3/2/73
Quarter	35	at BOS	2/26/60
	26	at POR	2/19/72
Season	4,552		1970-71

MOST OFFENSIVE REBOUNDS (SINCE 1973-74)

Game	36	vs. DET	12/14/75
Half	19	at DET	12/2/73
Quarter	14	vs. DET	12/14/75
Season	1,525		1973-74

MOST DEFENSIVE REBOUNDS (SINCE 1973-74)

Game	50	at PHX	12/25/73
Half	28	at DAL	11/19/02
Quarter	n/a	-	-
Season	2,837		1975-76

MOST ASSISTS

Game	48	vs. Rochester	1/23/57
	44	vs. DEN	11/6/84
	44	at CLE (4OT)	1/29/80
Half	26	vs. SF	12/1/60
Quarter	16	at BOS	2/27/59
Season	2,389		1982-83

PERSONAL FOULS

Game	50	vs. ROC	2/19/53
	42	vs. SA	11/26/89
Half	n/a	-	-
Quarter	n/a	-	-
Season	2,151		1997-98

MOST STEALS (SINCE 1973-74)

Game	25	at GS	3/25/75
Half	n/a	-	-
Quarter	n/a	-	-
Season	822		1974-75

MOST BLOCKED SHOTS (SINCE 1973-74)

Game	16	vs. OKC	11/22/09
Half	n/a	-	-
Quarter	n/a	-	-
Season	489		1994-95

MOST TURNOVERS (SINCE 1970-71)

Game	35	vs. DET	2/10/76
Half	n/a	-	-
Quarter	n/a	-	-
Season	1,719		1973-74



* Denotes NBA Record



REGULAR SEASON OPPONENT TEAM RECORDS (LOWS)

(records for fewest exclude games & seasons before 1954-55 (introduction of shot clock); shortended season in italics)

FEWEST POINTS

Game	57	vs. CLE	1/11/11
Half	19	vs. LAC	12/14/99
Quarter	2*	vs. DAL	4/6/97
Season	7,566		1999-00
	4,799		1998-99

FEWEST FG MADE

Game	21	vs. NY	12/29/11
Half	7	vs. LAC	12/14/99
Quarter	0*	vs. DAL	4/6/97
	0*	vs. SAC	2/4/87
Season	2,838		1999-00
	1,759		1998-99

FEWEST FG ATTEMPTED

Game	55	vs. ORL	2/28/06
Half	25	at SEA	1/23/01
Quarter	n/a	-	-
Season	6,547		2005-06
	3,992		1998-99

LOWEST FG %

Game	.229*	at MIL (22-96)	11/6/54
	.284	at POR (27-95)	1/3/88
Half	.184	vs. LAC (7-38)	12/14/99
Quarter	.000*	vs. DAL (0-15)	4/6/97
	.000*	vs. SAC (0-18)	2/4/87
Season	.416		1999-00

FEWEST FREE THROWS MADE

Game	3	vs. CHI	2/2/96
	3	vs. NY	2/26/92
	3	vs. MIA	4/5/91
Half	0	several	several
Quarter	0	several	several
Season	1,167		2012-13
	1,167		1972-73
	901		2011-12

FEWEST FREE THROWS ATTEMPTED

Game	4	at NO	2/5/11
Half	0	several, last at NO	2/5/11
Quarter	0	several	several
Season	1,583		1972-73
	1,215		2011-12

FREE THROW %

Game	.231	vs. MIA (3-13)	4/5/91
Season	.708		1994-95

FEWEST 3-PT FG MADE

Game	0	several, last at CLE	2/13/05
Half	0	several	several
Quarter	0	several	several
Season	42		1980-81

FEWEST 3-PT FG ATTEMPTED

Game	0	several	several
Half	0	several	several
Quarter	0	several	several
Season	184		1980-81

3-PT FIELD GOAL %

Game	.000	several, last at CLE	2/13/05
Season	.206		1985-86

FEWEST REBOUNDS (TEAM REB. NOT INCLUDED)

Game	22	vs. MIN	12/2/05
	22	vs. GS	3/6/85
Half	7	at NO	12/29/10
	7	vs. DAL	2/4/86
Quarter	3	at NO	12/29/10
Season	3,292		2005-06
	2,031		1998-99

FEWEST OFFENSIVE REBOUNDS (SINCE 1973-74)

Game	1	at SA	4/11/12
Half	0	several	several
Quarter	0	several	several
Season	893		2005-06
	628		1998-99

FEWEST DEFENSIVE REBOUNDS (SINCE 1973-74)

Game	10*	vs. UTAH	4/1/90
Half	3	at NO	12/29/10
Quarter	1	at NO	12/29/10
Season	2,078		1984-85
	1,403		1998-99

FEWEST ASSISTS

Game	3*	vs. BOS	11/25/56
	7	at NY	12/23/07
	7	at LAC	3/12/98
Half	n/a	-	-
Quarter	0	several, last at DAL	3/21/12
Season	1,597		1999-00
	1,062		1998-99

PERSONAL FOULS

Game	10	at SAC	4/26/12
Half	n/a	-	-
Quarter	0	several, last at DAL	3/21/12
Season	1,659		1993-94
	1,271		1998-99

FEWEST STEALS (SINCE 1973-74)

Game	0*	several, last at NO	2/5/11
Half	0	several	several
Quarter	0	several	several
Season	536		2005-06
	408		1998-99

FEWEST BLOCKED SHOTS (SINCE 1973-74)

Game	0*	several, last at POR	4/10/13
Half	0	several	several
Quarter	0	several	several
Season	308		2003-04
	196		1998-99

FEWEST TURNOVERS (SINCE 1970-71)

Game	3	at PHX	4/7/12
Half	n/a	-	-
Quarter	0	several, last at PHX	4/7/12
Season	965		2004-05
	716		1998-99



ALL-TIME SINGLE GAME HIGHS



POINTS

Kobe Bryant	vs. Toronto	1/22/06	81
Elgin Baylor	@ New York	11/15/60	71
Wilt Chamberlain	vs. Phoenix	2/9/69	66
Kobe Bryant	vs. Portland	3/16/07	65
Elgin Baylor	vs. Boston	11/8/59	64
Jerry West	vs. New York	1/17/62	63
Elgin Baylor	@ Philadelphia	12/8/61	63
Kobe Bryant	vs. Dallas	12/20/05	62
Kobe Bryant	@ New York	2/2/09	61
Shaquille O'Neal	@ LA Clippers	3/6/00	61
George Mikan	vs. Rochester	1/20/52	61
Kobe Bryant	@ Memphis	3/22/07	60
Wilt Chamberlain	vs. Cincinnati	1/26/69	60
Kobe Bryant	@ Charlotte	12/29/06	58
Elgin Baylor	@ Detroit	2/16/61	57
Elgin Baylor	vs. Syracuse	1/24/61	56
Kobe Bryant	vs. Memphis	1/14/02	56
Kobe Bryant	vs. Washington	3/28/03	55
Elgin Baylor	vs. Cincinnati (@ Det)	2/25/59	55
Kobe Bryant	vs. Memphis	3/28/08	53
Kobe Bryant	vs. Houston	3/30/07	53
Kobe Bryant	vs. Houston	12/15/06	53
Gail Goodrich	vs. Kansas City-Omaha	3/28/75	53
Jerry West	vs. Cincinnati	1/29/65	53
George Mikan	vs. Baltimore	2/26/49	53
Kobe Bryant	vs. Dallas	3/2/08	52
Kobe Bryant	vs. Utah	11/30/06	52
Kobe Bryant	vs. Houston	2/18/03	52
Elgin Baylor	vs. San Francisco	12/15/62	52
Elgin Baylor	vs. St. Louis	12/13/61	52
Elgin Baylor	vs. St. Louis	12/11/61	52
Elgin Baylor	vs. Philadelphia (@ Her)	12/8/61	52
Elgin Baylor	vs. Detroit (@ SF)	11/20/60	52
Elgin Baylor	vs. Detroit	10/18/59	52
Kobe Bryant	@ Phoenix	4/7/06	51
Kobe Bryant	vs. Miami	1/16/06	51
Kobe Bryant	@ Denver	2/12/03	51
Kobe Bryant	@ Golden State	12/6/00	51
Jerry West	@ Cincinnati	12/10/65	51
Jerry West	vs. Cincinnati	12/3/65	51
Elgin Baylor	@ San Francisco	12/14/62	51
Elgin Baylor	@ Detroit	11/26/60	51
George Mikan	@ Rochester	1/14/50	51
George Mikan	vs. New York	3/13/49	51
Kobe Bryant	vs. Seattle	4/15/07	50
Kobe Bryant	vs. LA Clippers	4/12/07	50
Kobe Bryant	@ NO/Oklahoma City	3/23/07	50
Kobe Bryant	vs. Minnesota	3/18/07	50
Kobe Bryant	vs. Portland	4/14/06	50
Kobe Bryant	@ LA Clippers	1/7/06	50
Shaquille O'Neal	vs. New Jersey	4/2/98	50
Cedric Ceballos	vs. Minnesota	12/20/94	50
Elgin Baylor	vs. Boston	2/13/63	50
Rudy LaRusso	vs. St. Louis	3/14/62	50
Jerry West	vs. Cincinnati	1/24/62	50
Elgin Baylor	vs. Syracuse	12/12/62	50
Elgin Baylor	vs. Syracuse	12/4/61	50

STEALS

Jerry West	vs. Seattle	12/7/73	10
Earvin Johnson	vs. Phoenix	11/6/81	9
Eddie Jones	@ Philadelphia	11/26/97	8
Earvin Johnson	@ Dallas	11/7/80	8
Norm Nixon	@ New Jersey	11/2/77	8
Gail Goodrich	vs. Seattle	2/15/74	8

REBOUNDS

Wilt Chamberlain	vs. Boston	3/7/69	42
Wilt Chamberlain	vs. Baltimore	3/9/69	38
George Mikan	@ Philadelphia	3/4/52	36
George Mikan	vs. Rochester	1/20/52	36
Wilt Chamberlain	vs. San Francisco	2/2/69	35
Kareem Abdul-Jabbar	vs. Detroit	12/14/75	34
Wilt Chamberlain	vs. Philadelphia	12/19/71	34
Wilt Chamberlain	@ Seattle	2/12/69	33
Wilt Chamberlain	vs. Chicago	3/7/71	32
Wilt Chamberlain	vs. Cincinnati	10/29/71	32
Wilt Chamberlain	@ Cincinnati	10/22/68	32
Wilt Chamberlain	@ Portland	2/17/73	31
Wilt Chamberlain	vs. Philadelphia	2/11/73	31
Wilt Chamberlain	vs. Detroit	11/26/71	31
Wilt Chamberlain	vs. Boston	11/14/71	31
Wilt Chamberlain	vs. San Diego	11/29/70	31
Wilt Chamberlain	@ Chicago	10/16/70	31
Elgin Baylor	at Philadelphia	12/8/61	31
Elgin Baylor	vs. Philadelphia	11/6/58	31
Andrew Bynum	@ San Antonio	4/11/12	30
Kareem Abdul-Jabbar	@ New Jersey	2/3/78	30
Wilt Chamberlain	vs. Boston	2/20/72	30
Wilt Chamberlain	@ San Francisco	2/1/69	30
Elgin Baylor	vs. Cincinnati	1/14/61	30

ASSISTS

Earvin Johnson	vs. Phoenix	1/9/90	24
Earvin Johnson	vs. Denver	11/17/89	24
Nick Van Exel	@ Vancouver	1/5/97	23
Earvin Johnson	vs. Dallas	4/20/88	23
Earvin Johnson	vs. Seattle	2/21/84	23
Jerry West	vs. Philadelphia	2/16/7	23
Earvin Johnson	vs. Portland	11/6/90	22
Earvin Johnson	vs. Cleveland	11/17/83	22
Earvin Johnson	vs. Indiana	12/16/90	21
Earvin Johnson	vs. Boston	12/15/89	21
Earvin Johnson	vs. Seattle	4/23/89	21
Earvin Johnson	vs. LA Clippers	12/6/88	21
Earvin Johnson	vs. Atlanta	1/15/83	21
Earvin Johnson	@ Philadelphia	11/28/88	20
Earvin Johnson	vs. Denver	3/10/87	20
Earvin Johnson	@ Houston	4/6/86	20
Earvin Johnson	vs. Phoenix	12/12/85	20
Earvin Johnson	vs. LA Clippers	11/20/85	20
Earvin Johnson	@ Houston	12/19/84	20
Earvin Johnson	@ Atlanta	12/18/84	20
Earvin Johnson	vs. New Jersey	11/25/83	20
Earvin Johnson	vs. San Diego	3/9/83	20
Earvin Johnson	vs. Milwaukee	1/26/83	20
Earvin Johnson	@ Philadelphia	1/5/83	20

BLOCKED SHOTS

Elmore Smith	vs. Portland	10/28/73	17*
Elmore Smith	vs. Houston	11/04/73	14
Elmore Smith	vs. Detroit	10/26/73	14
Kareem Abdul-Jabbar	vs. Chicago	11/25/79	11
Kareem Abdul-Jabbar	vs. Detroit	11/28/78	11
Kareem Abdul-Jabbar	@ Detroit	12/3/75	11
Elmore Smith	vs. Golden State	3/15/74	11
Kareem Abdul-Jabbar	vs. Detroit	1/22/82	10
Kareem Abdul-Jabbar	vs. Atlanta	1/18/80	10
Kareem Abdul-Jabbar	vs. Atlanta	11/2/75	10
Elmore Smith	vs. Golden State	12/1/75	10
Elmore Smith	@ Cleveland	12/11/73	10
Elmore Smith	vs. KC Omaha	11/30/73	10
Elmore Smith	@ Houston	10/23/73	10



* Denotes NBA Record



ALL-TIME SINGLE GAME HIGHS

OFFENSIVE REBOUNDS

Shaquille O'Neal	@ Memphis	4/4/03	14
Lamar Odom	vs. Phoenix	1/17/08	13
Vlade Divac	vs. LA Clippers	11/16/93	13
Earvin Johnson	vs. Houston	3/21/82	13
Shaquille O'Neal	vs. Orlando	3/15/04	12
Shaquille O'Neal	@ Dallas	4/18/00	12
Corie Blount	vs. LA Clippers	3/14/97	12
Pau Gasol	vs. Denver	4/9/09	11
Shaquille O'Neal	@ Cleveland	3/18/99	11
Travis Knight	vs. Golden State	1/24/97	11
A.C. Green	@ Golden State	1/6/90	11
Kurt Rambis	vs. Golden State	3/3/86	11
Kermit Washington	vs. Cleveland	11/15/77	11

DEFENSIVE REBOUNDS

Kareem Abdul-Jabbar	vs. Detroit	12/14/75	29*
Shaquille O'Neal	vs. Milwaukee	3/21/04	25
Dwight Howard	vs. Denver	1/6/13	23
Kareem Abdul-Jabbar	@ New York	2/3/78	23
Kareem Abdul-Jabbar	vs. Kansas City	11/17/76	23
Andrew Bynum	@ San Antonio	4/11/12	22
Kareem Abdul-Jabbar	vs. Boston	12/28/75	22
Kareem Abdul-Jabbar	@ Seattle	12/27/75	22

FIELD GOALS ATTEMPTED

Elgin Baylor	vs. Philadelphia	12/2/61	55
Elgin Baylor	@ New York	11/15/60	48
Kobe Bryant	@ Boston	11/7/02	47
Elgin Baylor	vs. Boston	11/8/59	47
Kobe Bryant	vs. Toronto	1/22/06	46
Kobe Bryant	@ Charlotte (3OT)	12/29/06	45
Elgin Baylor	@ Detroit	2/16/61	45
George Mikan	vs. Rochester	1/20/52	45

FIELD GOALS MADE

Wilt Chamberlain	vs. Phoenix	2/9/69	29
Kobe Bryant	vs. Toronto	1/22/06	28
Elgin Baylor	@ New York	11/15/60	28
Elgin Baylor	vs. Boston	11/8/59	25

3-POINT FIELD GOALS MADE

Kobe Bryant	vs. Seattle	1/7/03	12*
Kobe Bryant	vs. Memphis	3/28/08	9
Kobe Bryant	@ Utah	3/22/05	9
Kobe Bryant	vs. Washington	3/28/03	9
Kobe Bryant	@ Utah	3/16/07	8
Glen Rice	vs. Portland	5/5/99	8
Nick Van Exel	@ Denver	2/13/97	8
Nick Van Exel	@ Dallas	03/4/97	8
Nick Van Exel	@ Dallas	12/13/94	8

3-POINT FIELD GOALS ATTEMPTED

Kobe Bryant	vs. Seattle	1/7/03	18
Kobe Bryant	vs. Memphis	3/28/08	17
Nick Van Exel	vs. Utah	4/24/94	16
Nick Van Exel	@ Dallas	12/13/94	16
Kobe Bryant	@ LA Clippers	1/7/05	15
Kobe Bryant	@ Utah	3/22/05	15
Chucky Atkins	vs. New Orleans	12/22/04	15
Nick Van Exel	@ Dallas	3/4/97	15

FREE THROWS MADE

Dwight Howard	@ Orlando	3/12/13	25
Kobe Bryant	@ New York	1/31/06	23
Kobe Bryant	@ Cleveland	1/30/01	23
Kobe Bryant	vs. Dallas	12/20/05	22
Larry Foust	vs. St. Louis	11/30/57	22
Kobe Bryant	@ Utah	2/26/07	21
Kobe Bryant	@ New York	2/2/09	20
Kobe Bryant	vs. Dallas	3/2/08	20
Kobe Bryant	vs. Phoenix	4/16/06	20
Jerry West	vs. San Francisco	1/21/66	20
Jerry West	@ New York	1/8/66	20
Jerry West	vs. Philadelphia	12/21/66	20
Jerry West	vs. San Francisco	10/30/65	20
Elgin Baylor	@ St. Louis	12/21/62	20
George Mikan	@ Chicago	12/3/49	20
George Mikan	@ Anderson	11/19/49	20

FREE THROWS ATTEMPTED

Dwight Howard	@ Orlando	3/12/13	39
Shaquille O'Neal	vs. Chicago	11/19/99	31
Wilt Chamberlain	@ Philadelphia	10/17/69	30
Jerry West	@ New York	10/17/64	30
Shaquille O'Neal	@ Golden State	3/14/02	28
Kobe Bryant	vs. Dallas	3/2/08	27
Kobe Bryant	vs. Houston	10/30/07	27
Kobe Bryant	@ New York	1/31/06	26
Kobe Bryant	@ Cleveland	1/31/01	26
Larry Foust	vs. St. Louis	11/30/57	26
Kobe Bryant	vs. Dallas	12/20/05	25

MOST FREE THROWS MADE W/OUT A MISS

Kobe Bryant	@ New York	2/2/09	20-20
Kobe Bryant	@ Portland	4/10/13	18-18
Earvin Johnson	vs. Utah	4/11/91	18-18
Jerry West	vs. New York	11/9/69	18-18
Jerry West	vs. Detroit	11/10/65	18-18
Kobe Bryant	vs. Golden State	12/29/09	16-16
Kobe Bryant	@ NO/Okla. City	3/23/07	16-16
Kobe Bryant	vs. LA Clippers	3/8/05	16-16
Earvin Johnson	vs. New Jersey	1/19/87	16-16
Earvin Johnson	vs. Houston	12/21/86	16-16
Jerry West	vs. San Francisco	1/11/67	16-16
Jerry West	vs. Baltimore	1/28/66	16-16

MOST FG MADE WITHOUT A MISS

Wilt Chamberlain	vs. Detroit	3/11/69	14-14
Kareem Abdul-Jabbar	vs. Golden State	12/29/85	11-11
Kareem Abdul-Jabbar	vs. Phoenix	12/12/85	11-11
Mitch Kupchak	vs. San Antonio	11/20/81	11-11
Pau Gasol	vs. Golden State	11/21/10	10-10
Byron Scott	@ Dallas	2/26/86	10-10

MOST 3-POINT FG MADE WITHOUT A MISS

Kobe Bryant	vs. Philadelphia	1/6/06	7-7
Nick Van Exel	vs. Vancouver	11/16/97	6-6
Matt Barnes	@ Minnesota	11/19/10	5-5
Vladimir Radmanovic	@ Phoenix	11/20/08	5-5
Smush Parker	vs. Philadelphia	1/6/06	5-5
Rick Fox	vs. Houston	2/28/99	5-5
Derek Fisher	@ Memphis	1/8/08	5-5
Nick Van Exel	@ Denver	12/3/97	5-5



ALL-TIME SINGLE GAME HIGHS (OPPONENT)



POINTS

Wilt Chamberlain	Philadelphia	12/8/61	78
Wilt Chamberlain	San Francisco	11/3/62	72
Wilt Chamberlain	San Francisco	1/11/63	67
Wilt Chamberlain	Philadelphia	2/7/66	65
Wilt Chamberlain	San Francisco	12/14/62	63
Gilbert Arenas	Washington	12/17/06	60
Wilt Chamberlain	Philadelphia	12/29/61	60
Wilt Chamberlain	Philadelphia	12/1/61	60
Wilt Chamberlain	San Francisco	12/6/63	59
Jack Twyman	Cincinnati	1/15/60	59
Wilt Chamberlain	Philadelphia	10/20/61	57
Earl Monroe	Baltimore	2/13/68	56
Oscar Robertson	Cincinnati	12/18/64	56
Wilt Chamberlain	San Francisco	2/16/63	56
Wilt Chamberlain	Philadelphia	1/21/61	56
Wilt Chamberlain	Philadelphia	11/17/61	56
Wilt Chamberlain	San Francisco	11/2/63	55
Michael Jordan	Chicago	11/20/92	54
Allan Houston	New York	2/16/03	53
Wilt Chamberlain	Philadelphia	3/18/68	53
Willis Reed	New York	11/1/67	53
Wilt Chamberlain	Philadelphia	1/25/66	53
Wilt Chamberlain	San Francisco	11/23/62	53
Allen Iverson	Denver	12/5/07	51
Antawn Jamison	Golden State	12/6/00	51
Stephon Marbury	New Jersey	2/13/01	50
Adrian Dantley	Utah	11/27/79	50
Kareem Abdul-Jabbar	Milwaukee	3/17/73	50
Rick Barry	San Francisco	12/8/73	50
Wilt Chamberlain	San Francisco	1/10/64	50

REBOUNDS

Wilt Chamberlain	Philadelphia	1/21/61	45
Wilt Chamberlain	Philadelphia	12/8/61 (3OT)	43
Bill Russell	Boston	1/20/63	43
Wilt Chamberlain	Philadelphia	11/29/60	38
Bill Russell	Boston	3/3/65	38
Nate Thurmond	San Francisco	2/2/69	34
Bill Russell	Boston	11/3/67	33
Wilt Chamberlain	Philadelphia	3/18/68	32
Wilt Chamberlain	Philadelphia	10/18/67	30
Elvin Hayes	San Diego	12/5/70	30
George T. Johnson	Golden State	3/15/74	30
Jim Fox	Seattle	12/26/73	30

ASSISTS

Bob Cousy	Boston	2/2/59	28
John Stockton	Utah	4/12/90	23
Kevin Porter	Detroit	3/30/79	23
John Stockton	Utah	1/8/87	22
Chris Paul	New Orleans	11/6/07	21
Kevin Johnson	Phoenix	2/26/89	21
Kevin Porter	Washington	3/2/75	21
Steve Nash	Phoenix	3/22/11	20
Steve Nash	Phoenix	1/17/08	20
Isiah Thomas	Detroit	1/13/85	20
Kevin Porter	Detroit	11/15/78	20
Oscar Robertson	Cincinnati	2/19/61	20
Guy Rodgers	Philadelphia	12/1/60	20

STEALS

Larry Steele	Portland	11/16/74	10
Allen Iverson	Philadelphia	12/20/02	9
Earl Tatum	Detroit	11/28/78	9
Larry Steele	Portland	3/5/74	9

BLOCKED SHOTS

Shawn Bradley	Dallas	3/4/97	10
Shawn Kemp	Seattle	1/18/91	10
David Robinson	San Antonio	2/20/90	10
Jermaine O'Neal	Toronto	2/4/09	9
Gheorghe Muresan	Washington	3/3/96	9
Dikembe Mutombo	Denver	11/11/94	9
Manute Bol	Philadelphia	3/5/93	9
Mark Eaton	Utah	12/22/82	9

FIELD GOALS ATTEMPTED

Wilt Chamberlain	Philadelphia	12/8/61 (3OT)	62
Wilt Chamberlain	Philadelphia	12/30/59	51
Wilt Chamberlain	San Francisco	1/26/64	49
Wilt Chamberlain	San Francisco	11/3/62	48
Wilt Chamberlain	San Francisco	2/16/63 (2OT)	47
Wilt Chamberlain	San Francisco	1/11/63	47

FIELD GOALS MADE

Wilt Chamberlain	Philadelphia	12/8/61 (3OT)	31
Wilt Chamberlain	San Francisco	11/3/62	29
Wilt Chamberlain	Philadelphia	2/7/66	28
Wilt Chamberlain	San Francisco	1/11/63	28
Wilt Chamberlain	San Francisco	2/16/63 (2OT)	26
Wilt Chamberlain	Philadelphia	1/21/61	25

FREE THROWS ATTEMPTED

Wilt Chamberlain	San Francisco	12/6/63	29
Gilbert Arenas	Washington	12/17/06	27
Dolph Schayes	Syracuse	1/17/51	27
Frank Selvy	Milwaukee	12/2/54	26
Corey Maggette	LA Clippers	4/12/07	24
Oscar Robertson	Cincinnati	12/03/65	24
Wilt Chamberlain	San Francisco	1/26/64	24
Walter Dukes	Detroit	11/19/60	24
Charles Macauley	St. Louis	2/17/57	24

FREE THROWS MADE

Frank Selvy	Milwaukee	12/2/54	24
Dolph Schayes	Syracuse	1/17/52	23
Oscar Robertson	Cincinnati	12/18/64	22
Gilbert Arenas	Washington	12/17/06 (OT)	21
Walter Dukes	Detroit	11/19/60	20
Oscar Robertson	Cincinnati	12/3/65	20

3-POINT FIELD GOALS MADE

Peja Stojakovic	New Orleans	11/6/07	10
Stephen Curry	Golden State	4/12/13	9
Chauncey Billups	Denver	2/5/10	9
Rafer Alston	Houston	3/16/08	8
DeShawn Stevenson	Washington	3/30/08	8
Vladimir Radmanovic	Seattle	1/25/05	8
Gilbert Arenas	Washington	2/28/04	8
Stephen Jackson	San Antonio	11/20/02	8

3-POINT FIELD GOALS ATTEMPTED

Jason Terry	Dallas	3/15/09	16
Stephen Curry	Golden State	4/12/13	15
Gilbert Arenas	Washington	2/3/07	15
Gilbert Arenas	Washington	12/16/05	14
Quentin Richardson	Phoenix	4/5/05	14
Vladimir Radmanovic	Seattle	1/25/05	14
Ray Allen	Seattle	2/23/03	14
Willie Burton	Philadelphia	2/22/95	14



* Denotes NBA Record



ALL-TIME LAKERS TRIPLE-DOUBLES

ALL-TIME LAKERS TRIPLE-DOUBLES (RECOGNIZED BY THE NBA SINCE 1979-80)

Kareem Abdul-Jabbar (3)

11/25/79 vs. KC 25 Pts, 15 Reb, 11 Blk
 1/18/80 vs. ATL 28 Pts, 15 Reb, 10 Blk
 1/22/82 vs. DET 19 Pts, 10 Reb, 10 Blk

Kobe Bryant (19)

1/15/01 vs. VAN 26 Pts, 11 Reb, 11 Ast
 2/16/01 at CHA 25 Pts, 10 Reb, 10 Ast
 2/12/02 vs. WAS 23 Pts, 11 Reb, 15 Ast
 11/1/02 at LAC 33 Pts, 15 Reb, 12 Ast
 11/3/02 vs. POR 33 Pts, 14 Reb, 12 Ast
 11/24/02 vs. MIL 15 Pts, 11 Reb, 11 Ast
 12/3/02 vs. MEM 24 Pts, 10 Reb, 11 Ast
 1/10/03 vs. CLE 21 Pts, 10 Reb, 11 Ast
 2/28/04 at WAS 29 Pts, 14 Reb, 10 Ast
 11/19/04 at PHX 29 Pts, 11 Reb, 10 Ast
 12/3/04 vs. GS 10 Pts, 12 Reb, 10 Ast
 12/8/04 vs. PHX 20 Pts, 14 Reb, 11 Ast
 12/17/04 vs. WAS 36 Pts, 14 Reb, 10 Ast
 4/7/05 vs. HOU 19 Pts, 10 Reb, 10 Ast
 11/6/09 vs. ORL 28 Pts, 13 Reb, 11 Ast
 1/21/09 at LAC 18 Pts, 10 Reb, 12 Ast
 11/3/10 at SAC 30 Pts, 10 Reb, 12 Ast
 11/18/12 vs. HOU 22 Pts, 11 Reb, 11 Ast
 4/2/13 vs. DAL 23 Pts, 11 Reb, 11 Ast

Vlade Divac (4)

2/15/94 vs. LAC 14 Pts, 16 Reb, 12 Ast
 3/10/94 vs. DAL 22 Pts, 17 Reb, 12 Ast
 1/8/95 vs. MIA 21 Pts, 11 Reb, 10 Ast
 4/5/96 vs. VAN 10 Pts, 10 Reb, 13 Ast

Pau Gasol (5)

2/17/09 vs. ATL 12 Pts, 13 Reb, 10 Ast
 11/7/10 vs. POR 20 Pts, 14 Reb, 10 Ast
 4/18/12 at GS 22 Pts, 11 Reb, 11 Ast
 4/12/13 vs. GS 26 Pts, 11 Reb, 10 Ast
 4/17/13 vs. HOU 17 Pts, 20 Reb, 11 Ast

Earvin "Magic" Johnson (138)

10/28/79 vs. GS 15 Pts, 10 Reb, 10 Ast
 11/11/79 vs. CLE 24 Pts, 16 Reb, 12 Ast
 11/16/79 at DEN 20 Pts, 11 Reb, 11 Ast
 2/5/80 at NY 19 Pts, 10 Reb, 11 Ast
 2/8/80 at NJ 19 Pts, 13 Reb, 13 Ast
 3/16/80 vs. PHX 21 Pts, 13 Reb, 13 Ast
 3/30/80 at GS 16 Pts, 12 Reb, 10 Ast
 10/15/80 at KC 20 Pts, 12 Reb, 14 Ast
 10/26/80 vs. SA 24 Pts, 13 Reb, 11 Ast
 11/4/80 vs. POR 20 Pts, 10 Reb, 12 Ast
 3/10/81 vs. SA 21 Pts, 16 Reb, 10 Ast
 3/28/81 at UTAH 41 Pts, 12 Reb, 11 Ast
 3/29/81 vs. DEN 33 Pts, 15 Reb, 17 Ast
 10/30/81 vs. HOU 27 Pts, 14 Reb, 12 Ast
 11/3/81 at POR 10 Pts, 12 Reb, 10 Ast
 11/8/81 vs. DAL 24 Pts, 10 Reb, 15 Ast
 11/20/81 vs. SA 20 Pts, 10 Reb, 16 Ast
 11/29/81 vs. HOU 12 Pts, 11 Reb, 11 Ast
 12/4/81 at DEN 24 Pts, 10 Reb, 11 Ast
 12/8/81 vs. WAS 22 Pts, 10 Reb, 10 Ast
 12/11/81 vs. POR 23 Pts, 12 Reb, 10 Ast
 1/19/82 at DEN 22 Pts, 16 Reb, 14 Ast
 1/22/82 vs. DET 26 Pts, 16 Reb, 12 Ast
 2/2/82 vs. GS 17 Pts, 14 Reb, 10 Ast
 2/16/82 vs. SEA 11 Pts, 10 Reb, 18 Ast

2/26/82 vs. PHI 18 Pts, 10 Reb, 10 Ast
 3/14/82 vs. DAL 13 Pts, 11 Reb, 13 Ast
 3/23/82 vs. DAL 11 Pts, 15 Reb, 14 Ast
 4/6/82 at HOU 23 Pts, 11 Reb, 10 Ast
 4/14/82 vs. UTAH 20 Pts, 11 Reb, 10 Ast
 4/18/82 at PHX 15 Pts, 15 Reb, 12 Ast
 10/29/82 vs. GS 22 Pts, 10 Reb, 10 Ast
 11/3/82 at DEN 17 Pts, 15 Reb, 13 Ast
 11/7/82 vs. POR 14 Pts, 10 Reb, 10 Ast
 11/21/82 vs. DEN 10 Pts, 10 Reb, 12 Ast
 12/10/82 at UTAH 19 Pts, 12 Reb, 13 Ast
 1/5/83 at PHI 23 Pts, 12 Reb, 20 Ast
 1/15/83 at ATL 13 Pts, 17 Reb, 21 Ast
 2/8/83 at SEA 26 Pts, 10 Reb, 11 Ast
 2/23/83 vs. BOS 20 Pts, 13 Reb, 10 Ast
 3/5/83 at DET 21 Pts, 12 Reb, 16 Ast
 3/12/83 vs. CHI 18 Pts, 12 Reb, 14 Ast
 3/22/83 vs. SEA 23 Pts, 15 Reb, 11 Ast
 3/25/83 vs. SA 22 Pts, 12 Reb, 11 Ast
 3/31/83 at DEN 22 Pts, 16 Reb, 12 Ast
 4/5/83 at POR 11 Pts, 16 Reb, 13 Ast
 11/2/83 at SD 12 Pts, 11 Reb, 13 Ast
 11/8/83 at DEN 29 Pts, 12 Reb, 14 Ast
 11/13/83 vs. UTAH 30 Pts, 13 Reb, 16 Ast
 1/6/84 vs. SA 19 Pts, 10 Reb, 12 Ast
 1/21/84 at SA 12 Pts, 12 Reb, 12 Ast
 2/1/84 at DEN 10 Pts, 10 Reb, 17 Ast
 2/5/84 at SA 18 Pts, 10 Reb, 16 Ast
 2/10/84 at WAS 13 Pts, 10 Reb, 13 Ast
 2/12/84 vs. ATL 23 Pts, 10 Reb, 15 Ast
 2/17/84 vs. DEN 33 Pts, 13 Reb, 16 Ast
 2/22/84 at SEA 22 Pts, 13 Reb, 11 Ast
 3/21/84 at KC 24 Pts, 12 Reb, 19 Ast
 3/29/84 vs. HOU 14 Pts, 11 Reb, 10 Ast
 10/30/84 vs. GS 16 Pts, 12 Reb, 10 Ast
 11/1/84 at SEA 10 Pts, 10 Reb, 10 Ast
 11/28/84 at UTAH 20 Pts, 10 Reb, 14 Ast
 12/04/84 at CLE 28 Pts, 10 Reb, 14 Ast
 12/18/84 at ATL 25 Pts, 14 Reb, 20 Ast
 12/21/84 vs. PHX 25 Pts, 10 Reb, 12 Ast
 12/28/84 at DEN 21 Pts, 11 Reb, 14 Ast
 12/29/84 vs. LAC 15 Pts, 10 Reb, 16 Ast
 2/21/85 at KC 15 Pts, 10 Reb, 17 Ast
 2/26/85 vs. HOU 15 Pts, 11 Reb, 18 Ast
 3/24/85 vs. DET 25 Pts, 10 Reb, 19 Ast
 11/8/85 vs. DEN 19 Pts, 10 Reb, 12 Ast
 11/29/85 vs. SEA 14 Pts, 16 Reb, 17 Ast
 3/16/86 vs. HOU 19 Pts, 12 Reb, 12 Ast
 12/16/86 at CLE 25 Pts, 11 Reb, 14 Ast
 1/4/87 vs. UTAH 26 Pts, 10 Reb, 11 Ast
 1/22/87 at IND 29 Pts, 10 Reb, 11 Ast
 2/27/87 vs. GS 21 Pts, 10 Reb, 15 Ast
 3/18/87 vs. UTAH 27 Pts, 11 Reb, 19 Ast
 3/22/87 vs. SAC 33 Pts, 12 Reb, 19 Ast
 3/31/87 vs. HOU 21 Pts, 10 Reb, 13 Ast
 4/2/87 at SEA 34 Pts, 10 Reb, 13 Ast
 4/3/87 at POR 35 Pts, 10 Reb, 11 Ast
 4/5/87 vs. DEN 23 Pts, 11 Reb, 10 Ast
 4/10/87 at SA 18 Pts, 12 Reb, 13 Ast
 11/8/87 vs. HOU 23 Pts, 10 Reb, 12 Ast
 12/4/87 at MIL 22 Pts, 10 Reb, 12 Ast
 12/8/87 at NJ 13 Pts, 13 Reb, 14 Ast
 1/13/88 at LAC 27 Pts, 11 Reb, 13 Ast
 1/21/88 at DEN 18 Pts, 10 Reb, 14 Ast
 2/4/88 at LAC 18 Pts, 10 Reb, 11 Ast
 2/19/88 at ATL 29 Pts, 11 Reb, 19 Ast
 3/6/88 at DAL 14 Pts, 10 Reb, 16 Ast

3/7/88 at PHI 22 Pts, 11 Reb, 17 Ast
 4/12/88 vs. POR 23 Pts, 11 Reb, 13 Ast
 4/13/88 at DEN 14 Pts, 11 Reb, 10 Ast
 4/17/88 at HOU 19 Pts, 10 Reb, 12 Ast
 11/22/88 at NY 25 Pts, 12 Reb, 13 Ast
 12/18/88 at PHI 32 Pts, 11 Reb, 20 Ast
 12/2/88 vs. UTAH 17 Pts, 12 Reb, 15 Ast
 12/7/88 vs. PHX 19 Pts, 12 Reb, 18 Ast
 12/10/88 at IND 32 Pts, 11 Reb, 13 Ast
 12/13/88 at CLE 31 Pts, 12 Reb, 13 Ast
 12/28/88 vs. PHI 26 Pts, 10 Reb, 18 Ast
 1/16/89 vs. HOU 17 Pts, 13 Reb, 18 Ast
 1/24/89 vs. NY 26 Pts, 11 Reb, 11 Ast
 1/27/89 vs. CHI 12 Pts, 10 Reb, 10 Ast
 1/31/89 at HOU 17 Pts, 11 Reb, 10 Ast
 3/13/89 vs. HOU 19 Pts, 12 Reb, 11 Ast
 3/17/89 vs. DAL 31 Pts, 12 Reb, 13 Ast
 3/23/89 at SAC 25 Pts, 10 Reb, 14 Ast
 3/26/89 vs. PHX 34 Pts, 10 Reb, 18 Ast
 4/1/89 at DEN 20 Pts, 17 Reb, 15 Ast
 4/18/89 vs. DEN 25 Pts, 17 Reb, 17 Ast
 11/9/89 at GS 19 Pts, 10 Reb, 10 Ast
 11/19/89 vs. WAS 25 Pts, 10 Reb, 14 Ast
 12/7/89 vs. PHX 18 Pts, 11 Reb, 12 Ast
 12/19/89 at CHI 18 Pts, 12 Reb, 10 Ast
 1/12/90 vs. HOU 31 Pts, 11 Reb, 10 Ast
 2/6/90 at POR 24 Pts, 10 Reb, 15 Ast
 2/21/90 at DEN 17 Pts, 11 Reb, 17 Ast
 3/9/90 vs. GS 33 Pts, 13 Reb, 16 Ast
 3/30/90 vs. POR 25 Pts, 10 Reb, 14 Ast
 4/13/90 vs. GS 21 Pts, 10 Reb, 13 Ast
 4/15/90 vs. HOU 25 Pts, 11 Reb, 11 Ast
 11/11/90 vs. NY 24 Pts, 15 Reb, 14 Ast
 11/15/90 at HOU 24 Pts, 10 Reb, 16 Ast
 11/19/90 at DEN 21 Pts, 10 Reb, 11 Ast
 12/1/90 at PHX 25 Pts, 12 Reb, 15 Ast
 12/4/90 vs. DET 21 Pts, 12 Reb, 14 Ast
 12/30/90 vs. PHI 34 Pts, 13 Reb, 13 Ast
 1/11/91 vs. CLE 27 Pts, 10 Reb, 14 Ast
 2/19/91 at HOU 18 Pts, 10 Reb, 17 Ast
 2/21/91 at DAL 21 Pts, 10 Reb, 12 Ast
 3/12/91 at MIA 21 Pts, 11 Reb, 14 Ast
 3/25/91 at SAC 19 Pts, 12 Reb, 14 Ast
 3/29/91 vs. POR 23 Pts, 10 Reb, 12 Ast
 4/2/91 at SA 30 Pts, 12 Reb, 10 Ast
 2/14/96 vs. ATL 15 Pts, 10 Reb, 13 Ast

Karl Malone (1)

11/28/03 vs. SA 10 Pts, 11 Reb, 10 Ast

Lamar Odom (4)

4/11/06 vs. GS 15 Pts, 13 Reb, 10 Ast
 4/14/06 vs. POR 16 Pts, 12 Reb, 12 Ast
 4/3/07 vs. DEN 17 Pts, 14 Reb, 12 Ast
 2/13/08 at MIN 10 Pts, 16 Reb, 10 Ast

Gary Payton (1)

3/2/04 vs. ATL 23 Pts, 10 Reb, 10 Ast

Sam Perkins (1)

1/24/93 at WAS 16 Pts, 13 Reb, 10 Ast



TRIPLE-DOUBLES / SCORE MARGINS / 4-PT. PLAYS



CURRENT LAKERS CAREER TRIPLE-DOUBLES* (ANY TEAM)

KOBE BRYANT (19)

4/2/13	vs. Dallas	23 points, 11 rebounds, 11 assists
11/18/12	vs. Houston	22 points, 11 rebounds, 11 assists
11/3/10	@ Sacramento	30 points, 10 rebounds, 12 assists
1/21/09	at LA Clippers	18 points, 10 rebounds, 12 assists
1/16/09	vs. Orlando	28 points, 13 rebounds, 11 assists
4/7/05	vs. Houston	19 points, 10 rebounds, 10 assists
12/17/04	vs. Washington	36 points, 14 rebounds, 10 assists
12/8/04	vs. Phoenix	20 points, 14 rebounds, 11 assists
12/3/04	vs. Golden State	10 points, 12 rebounds, 10 assists
11/19/04	at Phoenix	29 points, 11 rebounds, 10 assists
2/28/04	at Washington	29 points, 14 rebounds, 10 assists
1/10/03	vs. Cleveland	21 points, 10 rebounds, 11 assists
12/3/02	vs. Memphis	24 points, 10 rebounds, 11 assists
11/24/02	vs. Milwaukee	15 points, 11 rebounds, 11 assists
11/3/02	vs. Portland	33 points, 14 rebounds, 12 assists
11/1/02	at LA Clippers	33 points, 15 rebounds, 12 assists
2/12/02	vs. Washington	23 points, 11 rebounds, 15 assists
2/16/01	at Charlotte	25 points, 10 rebounds, 10 assists
1/15/01	vs. Vancouver	26 points, 11 rebounds, 11 assists

PAU GASOL (7)

4/17/13	vs. Houston	17 points, 20 rebounds, 11 assists
4/12/13	vs. Golden State	26 points, 11 rebounds, 10 assists
4/18/12	at Golden State	22 points, 11 rebounds, 11 assists
11/7/10	vs. Portland	20 points, 14 rebounds, 10 assists
2/17/09	vs. Atlanta	12 points, 13 rebounds, 10 assists
1/24/07	at Utah	17 points, 13 rebounds, 12 assists
3/8/06	at Seattle	21 points, 12 rebounds, 12 assists

STEVE NASH (3)

4/19/06	at Portland	16 points, 10 rebounds, 12 assists
3/30/05	vs. Philadelphia	12 points, 13 rebounds, 12 assists
11/17/03	vs. Portland	14 points, 10 rebounds, 12 assists

STEVE BLAKE (1)

4/14/10	vs. LA Lakers	23 points, 10 rebounds, 11 assists
---------	---------------	------------------------------------

LARGEST MARGIN OF VICTORY*

Date	Opponent	Score	Margin
3/19/72	vs. Golden State	162-99	63
11/12/66	vs. Detroit	144-88	56
11/11/11	vs. Cleveland	112-57	55
2/3/67	vs. San Francisco	129-80	49
11/23/88	at Miami	138-91	47
12/16/51	vs. Milwaukee	99-52	47
1/9/04	vs. Atlanta	113-67	46
2/4/00	vs. Utah	113-67	46
3/5/86	vs. Utah	130-84	46
11/13/79	at San Diego	137-91	46

LARGEST MARGIN OF DEFEAT*

Date	Opponent	Score	Margin
1/9/95	at Portland	129-83	46
11/11/55	at Boston	75-119	44
2/14/59	at St. Louis	96-139	43
4/22/90	at Portland	130-88	42
1/21/92	at Portland	131-92	39
11/11/66	at San Francisco	132-93	39
2/9/60	vs. Boston	90-129	39
11/30/94	at Cleveland	117-79	38
11/1/59	vs. St. Louis	101-138	37
3/11/07	vs. Dallas	108-72	36
11/27/63	at Boston	114-78	36

LAKERS FOUR-POINT PLAYS (SINCE 1978-79 SEASON)

Player	Date	Opp.	Player	Date	Opp.	Player	Date	Opp.
Kobe Bryant	3/5/13	@ OKC	Kobe Bryant	4/2/08	vs. POR	Glen Rice	6/14/00	@ IND^
Jodie Meeks	2/14/13	vs. LAC	Kobe Bryant	2/13/08	@ MIN	Eddie Jones	11/19/97	vs. MIN
Kobe Bryant	12/7/12	@ OKC	Kobe Bryant	3/25/07	vs. GS	Eddie Jones	11/13/97	@ SA
Kobe Bryant	12/29/11	vs. NY	Sasha Vujacic	3/25/07	vs. GS	Derek Fisher	12/27/96	vs. BOS
Lamar Odom	1/19/11	@ DAL	Kobe Bryant	4/6/06	@ DEN	Nick Van Exel	12/21/96	vs. MIN
Matt Barnes	11/19/10	@ MIN	Sasha Vujacic	11/29/05	@ SA	Anthony Peeler	11/19/95	vs. LAC
Kobe Bryant	11/3/10	@ SAC	Kobe Bryant	12/16/04	@ SAC	Cedric Ceballos	4/20/95	@ POR
Kobe Bryant	2/23/10	@ MEM	Derek Fisher	1/19/04	vs. PHX			
Kobe Bryant	1/8/10	@ POR	Kobe Bryant	4/24/03	vs. MIN^			
Sasha Vujacic	11/8/09	vs. NO	Kobe Bryant	3/20/03	@ SAC			
Kobe Bryant	6/9/09	@ ORL^	Kobe Bryant	5/24/02	vs. SAC^			
Sasha Vujacic	1/4/09	vs. POR	Derek Fisher	3/17/02	vs. DAL			
Derek Fisher	12/9/08	@ SAC	Derek Fisher	2/15/02	vs. ATL			
Sasha Vujacic	5/27/08	@ SA^	Mitch Richmond	1/4/02	vs. PHX			
Sasha Vujacic	4/4/08	vs. DAL	Kobe Bryant	11/27/00	@ LAC			



* Regular Season Only; ^ Playoffs



WINNING / LOSING STREAKS

ALL-TIME LONGEST REGULAR SEASON WIN STREAKS PROFESSIONAL SPORTS HISTORY



33

1971-72
LOS ANGELES LAKERS



LONGEST WIN STREAK (SINGLE SEASON)

33 [*] , 1971-72	14, 1949-50	11, 1986-87	10, 1998-99
19, 1999-00	13, 1972-73	11, 1972-73	10, 1987-88
16, 1999-00	11, 2009-10	11, 1962-63	10, 1986-87
16, 1990-91	11, 2003-04	11, 1953-54	10, 1984-85
15, 1987-88	11, 1999-00	10, 2007-08	10, 1953-54
14, 1978-79	11, 1997-98	10, 2003-04	10, 1948-49

LONGEST HOME WIN STREAK (SINGLE SEASON)

27, 1949-50	17, 1988-89	15, 2002-03	14, 1990-91
21, 1976-77	17, 1984-85	15, 2001-02	14, 1952-53
18, 1979-80	17, 1971-72	15, 1986-87	
18, 1950-51	15, 2008-09	14, 1999-00 [^]	

LONGEST HOME WIN STREAK (COMBINED SEASONS)

30, 1949-50 - 1950-51
27, 2002-03 - 2003-04
24, 1987-88 - 1988-89

LONGEST ROAD WIN STREAK (SINGLE SEASON)

16 [*] , 1971-72	8, 1999-00	7, 1999-00	7, 1990-91
12, 1972-73	7, 2008-09	7, 1997-98	7, 1987-88 [^]
10, 1999-00	7, 2007-08	7, 1995-96	7, 1961-62

LONGEST LOSING STREAK (SINGLE SEASON)

10, 1993-94	7, 1991-92	6, 1977-78	6, 1958-59
8, 2004-05	7, 1957-58 [^]	6, 1974-75	6, 1957-58
8, 1957-58	6, 2012-13	6, 1969-70	6, 1956-57
8, 1956-57	6, 2004-05	6, 1963-64	6, 1955-56
7, 2006-07	6, 1992-93	6, 1959-60	

LONGEST HOME LOSING STREAK (SINGLE SEASON)

6, 1992-93	5, 1993-94 [^]	4, 1969-70	4, 1957-58
5, 2006-07	4, 1991-92	4, 1963-64	
5, 2004-05	4, 1983-84	4, 1959-60	

LONGEST ROAD LOSING STREAK (SINGLE SEASON)

10, 1963-64	9, 2003-04	8, 2012-13
10, 1957-58	9, 1960-61	8, 1988-89
9, 2004-05	9, 1956-57 [^]	8, 1974-75



26

1916
NEW YORK GIANTS



17

1992-93
PITTSBURGH PENGUINS



23

2008-09
INDIANAPOLIS COLTS



LAKERS OWN PROFESSIONAL SPORTS ALL-TIME WINNING STREAK

The 1971-72 Los Angeles Lakers, who posted the second-best regular season record in NBA history (69-13), won a still-standing professional sports record 33 consecutive games from November 5, 1971 through January 7, 1972. The following is a game-by-game list of each victory:

Nov. 5 vs. Baltimore	110-106	Nov. 25 at Seattle	139-115	Dec. 18 at Phoenix	132-106
Nov. 6 at Golden State	105-89	Nov. 26 vs. Detroit	132-113	Dec. 19 vs. Philadelphia	154-132
Nov. 7 vs. New York	103-96	Nov. 28 vs. Seattle	138-121	Dec. 21 at Buffalo	117-103
Nov. 9 at Chicago	122-109	Dec. 1 at Boston	124-111	Dec. 22 at Baltimore	127-120
Nov. 10 at Philadelphia	143-103	Dec. 3 at Philadelphia	131-116	Dec. 26 vs. Houston	137-115
Nov. 12 vs. Seattle	115-107	Dec. 5 vs. Portland	123-107	Dec. 28 vs. Buffalo	105-87
Nov. 13 at Portland	130-108	Dec. 8 at Houston	125-120	Dec. 30 at Seattle	122-106
Nov. 14 vs. Boston	128-115	Dec. 9 at Golden State	124-111	Jan. 2 vs. Boston	122-113
Nov. 16 vs. Cleveland	108-90	Dec. 10 vs. Phoenix	126-117	Jan. 5 at Cleveland	113-103
Nov. 19 vs. Houston	106-99	Dec. 12 vs. Atlanta	105-95	Jan. 7 at Atlanta	134-90
Nov. 21 vs. Milwaukee	112-105	Dec. 14 at Portland	129-114	Jan. 9 at Milwaukee	104-120 (L)
		Dec. 17 vs. Golden State	129-99		



SEASON-BY-SEASON LEADERS



SCORING

		G	PTS	AVG
1948-49	Mikan	60	1698*	28.3*
1949-50	Mikan	68	1865*	27.4*
1950-51	Mikan	68	1932*	28.4*
1951-52	Mikan	64	1523	23.8
1952-53	Mikan	70	1442	20.6
1953-54	Mikan	72	1306	18.1
1954-55	Mikkelsen	71	1327	18.7
1955-56	Lovellette	71	1526	21.5
1956-57	Lovellette	69	1434	20.8
1957-58	Mikkelsen	71	1248	17.3
1958-59	Baylor	70	1742	24.9
1959-60	Baylor	70	2074	29.6
1960-61	Baylor	73	2538	34.8
1961-62	West	75	2310	30.8
1962-63	Baylor	80	2719	34.0
1963-64	West	72	2064	28.7
1964-65	West	74	2292	31.0
1965-66	West	79	2476	31.3
1966-67	West	66	1892	28.7
1967-68	Baylor	77	2002	26.0
1968-69	Baylor	76	1881	24.8
1969-70 ^A	West	74	2309	31.2*
1970-71 ^A	West	69	1859	26.9
1971-72 ^A	Goodrich	82	2127	25.9
1972-73 ^A	Goodrich	76	1814	23.9
1973-74 ^A	Goodrich	82	2076	25.3
1974-75 ^A	Goodrich	72	1630	22.6
1975-76 ^A	Abdul-Jabbar	82	2275	27.7
1976-77 ^A	Abdul-Jabbar	82	2152	26.2
1977-78 ^A	Abdul-Jabbar	82	1600	25.8
1978-79 ^A	Abdul-Jabbar	80	1903	23.8
1979-80 ^A	Abdul-Jabbar	82	2034	24.8
1980-81 ^A	Abdul-Jabbar	80	2095	26.2
1981-82 ^A	Abdul-Jabbar	76	1818	23.9
1982-83 ^A	Abdul-Jabbar	79	1722	21.8
1983-84 ^A	Abdul-Jabbar	80	1717	21.5
1984-85 ^A	Abdul-Jabbar	79	1735	22.0
1985-86 ^A	Abdul-Jabbar	79	1846	23.4
1986-87 ^A	Johnson	80	1909	23.9
1987-88 ^A	Scott	81	1754	21.7
1988-89 ^A	Johnson	77	1730	22.5
1989-90 ^A	Johnson	79	1765	22.3
1990-91 ^A	Worthy	78	1670	21.4
1991-92 ^A	Threatt	82	1240	15.1
1992-93 ^A	Threatt	82	1235	15.1
1993-94 ^A	Divac	79	1123	14.2
1994-95 ^A	Van Exel	80	1348	16.9
1995-96 ^A	Ceballos	78	1656	21.2
1996-97 ^A	Jones	80	1374	17.2
1997-98 ^A	O'Neal	60	1699	28.3
1998-99 ^A	O'Neal	49	1289*	26.3
1999-00 ^A	O'Neal	79	2344*	29.7*
2000-01 ^A	O'Neal	74	2125	28.7
2001-02 ^A	O'Neal	67	1822	27.2
2002-03 ^A	Bryant	82	2461*	30.0
2003-04 ^A	Bryant	65	1557	24.0
2004-05 ^A	Bryant	66	1819	27.6
2005-06 ^A	Bryant	80	2832*	35.4*
2006-07 ^A	Bryant	77	2430*	31.6*
2007-08 ^A	Bryant	82	2323*	28.3
2008-09 ^A	Bryant	82	2201	26.8
2009-10 ^A	Bryant	73	1970	27.0
2010-11 ^A	Bryant	82	2078	25.3
2011-12 ^A	Bryant	85	1616	27.9
2012-13 ^A	Bryant	78	2133	27.3

(70 games or annual NBA league leader statistical minimums used for averages)

ASSISTS

		G	AST	AVG
1948-49	Mikan	60	218	3.6
1949-50	Pollard	66	252	3.8
1950-51	Martin	68	235	3.5
1951-52	Martin	66	249	3.8
1952-53	Martin	70	250	3.6
1953-54	Martin	69	253	3.7
1954-55	Martin	72	427	5.9
1955-56	Martin	72	445	6.2
1956-57	Mencel	72	201	2.8
1957-58	Leonard	66	218	3.3
1958-59	Baylor	70	287	4.1
1959-60	Hundley	73	338	4.6
1960-61	Baylor	73	371	5.1
1961-62	West	75	402	5.4
1962-63	Baylor	80	386	4.8
1963-64	West	72	403	5.6
1964-65	West	74	364	4.9
1965-66	West	79	480	6.1
1966-67	West	66	447	6.8
1967-68	Baylor	77	355	4.6
1968-69	West	61	423	6.9
1969-70 ^A	West	74	554	7.5
1970-71 ^A	West	69	655	9.5
1971-72 ^A	West	77	747	9.7*
1972-73 ^A	West	69	607	8.8
1973-74 ^A	Hawkins	71	379	5.3
1974-75 ^A	Goodrich	72	420	5.8
1975-76 ^A	Goodrich	75	421	5.6
1976-77 ^A	Allen	78	405	5.2
1977-78 ^A	Nixon	81	553	6.8
1978-79 ^A	Nixon	82	737	9.0
1979-80 ^A	Nixon	82	642	7.8
1980-81 ^A	Nixon	79	696	8.8
1981-82 ^A	Johnson	78	743	9.5
1982-83 ^A	Johnson	79	829*	10.5*
1983-84 ^A	Johnson	67	875	13.1*
1984-85 ^A	Johnson	77	968	12.6
1985-86 ^A	Johnson	72	907*	12.6*
1986-87 ^A	Johnson	80	977*	12.2*
1987-88 ^A	Johnson	72	858	11.9
1988-89 ^A	Johnson	77	988	12.8
1989-90 ^A	Johnson	79	907	11.5
1990-91 ^A	Johnson	79	989	12.5
1991-92 ^A	Threatt	82	593	7.2
1992-93 ^A	Threatt	82	564	6.9
1993-94 ^A	Van Exel	81	466	5.8
1994-95 ^A	Van Exel	80	660	8.3
1995-96 ^A	Van Exel	74	509	6.9
1996-97 ^A	Van Exel	79	672	8.5
1997-98 ^A	Van Exel	64	442	6.9
1998-99 ^A	Harper	45	187	4.2
1999-00 ^A	O'Neal	79	299	3.8
2000-01 ^A	O'Neal	74	277	3.7
2001-02 ^A	Bryant	80	438	5.5
2002-03 ^A	Bryant	82	481	5.9
2003-04 ^A	Payton	82	449	5.5
2004-05 ^A	Atkins	82	358	4.4
2005-06 ^A	Odom	80	443	5.5
2006-07 ^A	Bryant	77	413	5.4
2007-08 ^A	Bryant	82	441	5.4
2008-09 ^A	Bryant	82	399	4.9
2009-10 ^A	Bryant	73	365	5.0
2010-11 ^A	Bryant	82	388	4.7
2011-12 ^A	Bryant	58	264	4.6
2012-13 ^A	Bryant	78	469	6.0

(70 games or annual NBA league leader statistical minimums used for averages)

REBOUNDS

		G	REB	AVG
1948-49	-	-	-	-
1949-50	-	-	-	-
1950-51	Mikan	68	958	14.1
1951-52	Mikan	64	866	13.5*
1952-53	Mikan	70	1007*	14.4*
1953-54	Mikan	72	1028	14.3
1954-55	Lovellette	70	802	11.5
1955-56	Lovellette	71	992	14.0
1956-57	Lovellette	69	932	13.5
1957-58	Foust	72	876	12.2
1958-59	Baylor	70	1050	15.0
1959-60	Baylor	70	1150	15.0
1960-61	Baylor	73	1447	19.8
1961-62	Baylor	58	892	18.6
1962-63	Baylor	80	1146	14.3
1963-64	Baylor	78	936	12.0
1964-65	Baylor	74	950	12.8
1965-66	Ellis	80	735	9.2
1966-67	Imhoff	81	1080	13.3
1967-68	Baylor	77	941	12.2
1968-69	Chamberlain	81	1712*	21.1*
1969-70 ^A	Roberson	74	672	9.1
1970-71 ^A	Chamberlain	82	1493*	18.2*
1971-72 ^A	Chamberlain	82	1572*	19.2*
1972-73 ^A	Chamberlain	82	1526*	18.6*
1973-74 ^A	Hairston	77	1040	13.5
1974-75 ^A	Hairston	74	946	12.8
1975-76 ^A	Abdul-Jabbar	82	1383*	16.9*
1976-77 ^A	Abdul-Jabbar	82	1090*	13.3
1977-78 ^A	Abdul-Jabbar	82	801	12.9
1978-79 ^A	Abdul-Jabbar	80	1025	12.8
1979-80 ^A	Abdul-Jabbar	82	886	10.8
1980-81 ^A	Abdul-Jabbar	80	821	10.3
1981-82 ^A	Johnson	78	751	9.6
1982-83 ^A	Johnson	79	683	8.6
1983-84 ^A	Abdul-Jabbar	80	587	7.3
1984-85 ^A	Abdul-Jabbar	79	622	7.9
1985-86 ^A	Lucas	77	566	7.4
1986-87 ^A	Green	79	615	7.8
1987-88 ^A	Green	82	710	8.7
1988-89 ^A	Green	82	739	9.0
1989-90 ^A	Green	82	712	8.7
1990-91 ^A	Divac	82	666	8.1
1991-92 ^A	Divac	82	762	9.3
1992-93 ^A	Green	82	729	8.9
1993-94 ^A	Divac	79	851	10.8
1994-95 ^A	Divac	80	829	10.4
1995-96 ^A	Divac	79	679	8.6
1996-97 ^A	Campbell	77	615	8.0
1997-98 ^A	Horry	72	542	7.5
1998-99 ^A	O'Neal	49	525	10.7
1999-00 ^A	O'Neal	79	1078	13.6
2000-01 ^A	O'Neal	74	940	12.7
2001-02 ^A	Horry	81	479	5.9
2002-03 ^A	Bryant	82	564	6.9
2003-04 ^A	Payton	82	342	4.2
2004-05 ^A	Mihm	75	502	6.7
2005-06 ^A	Odom	80	738	9.2
2006-07 ^A	Bynum	82	484	5.9
2007-08 ^A	Odom	77	819	10.6
2008-09 ^A	Gasol	81	780	9.6
2009-10 ^A	Odom	82	802	9.8
2010-11 ^A	Gasol	82	836	10.2
2011-12 ^A	Bynum	60	709	11.8
2012-13 ^A	Howard	76	945	12.4*

(70 games or annual NBA league leader statistical minimums used for averages)



* Denotes NBA Leader / ^ Based on per-game average while meeting annual NBA league leader minimums



SEASON-BY-SEASON LEADERS

BLOCKED SHOTS

		G	BS	AVG
1973-74*	Smith	81	393*	4.85*
1974-75*	Smith	74	216	2.92
1975-76*	Abdul-Jabbar	82	338*	4.12*
1976-77*	Abdul-Jabbar	82	261*	3.18
1977-78*	Abdul-Jabbar	62	185	2.98
1978-79*	Abdul-Jabbar	80	316*	3.95*
1979-80*	Abdul-Jabbar	82	280*	3.41*
1980-81*	Abdul-Jabbar	80	228	2.85
1981-82*	Abdul-Jabbar	76	207	2.72
1982-83*	Abdul-Jabbar	79	170	2.15
1983-84*	Abdul-Jabbar	80	143	1.79
1984-85*	Abdul-Jabbar	79	162	2.05
1985-86*	Abdul-Jabbar	79	130	1.65
1986-87*	Abdul-Jabbar	78	97	1.24
1987-88*	Abdul-Jabbar	80	92	1.15
1988-89*	Abdul-Jabbar	74	85	1.15
1989-90*	Divac	82	114	1.39
1990-91*	Divac	82	127	1.55
1991-92*	Campbell	81	159	1.96
1992-93*	Divac	82	140	1.71
1993-94*	Campbell	76	146	1.92
1994-95*	Divac	80	174	2.18
1995-96*	Campbell	82	212	2.59
1996-97*	O'Neal	51	147	2.88
1997-98*	O'Neal	60	144	2.40
1998-99*	O'Neal	49	82	1.67
1999-00*	O'Neal	79	239	3.03
2000-01*	O'Neal	74	204	2.76
2001-02*	O'Neal	67	137	2.04
2002-03*	O'Neal	67	159	2.37
2003-04*	O'Neal	67	166	2.48
2004-05*	Mihm	75	108	1.44
2005-06*	Odom	80	64	0.80
2006-07*	Bynum	82	128	1.20
2007-08*	Turinaf	78	108	1.38
2008-09*	Odom	78	98	1.26
2009-10*	Gasol	65	113	1.74
2010-11*	Bynum	54	106	1.96
2011-12*	Bynum	60	116	1.93
2012-13*	Howard	76	186	2.45

(70 games or annual NBA league leader statistical minimums used for averages)

STEALS

		G	STL	AVG
1973-74*	Price	82	157	1.91
1974-75*	Goodrich	72	102	1.42
1975-76*	Goodrich	75	123	1.64
1976-77*	Chaney	81	140	1.73
1977-78*	Nixon	81	138	1.70
1978-79*	Nixon	82	201*	2.45
1979-80*	Johnson	77	187	2.43
1980-81*	Johnson	37	127	3.43*
1981-82*	Johnson	78	208	2.67*
1982-83*	Johnson	79	176	2.23
1983-84*	Johnson	67	150	2.24
1984-85*	Johnson	77	113	1.47
1985-86*	Johnson	72	113	1.57
1986-87*	Johnson	80	138	1.73
1987-88*	Scott	81	155	1.91
1988-89*	Johnson	77	138	1.79
1989-90*	Johnson	79	132	1.67
1990-91*	Worthy	78	104	1.33
1991-92*	Threatt	82	168	2.05
1992-93*	Threatt	82	142	1.73
1993-94*	Lynch	71	102	1.44
1994-95*	Jones	64	131	2.05
1995-96*	Jones	70	129	1.84
1996-97*	Jones	80	189	2.36
1997-98*	Jones	80	160	2.00
1998-99*	Bryant	50	72	1.44
1999-00*	Horry	76	84	1.11
2000-01*	Fox	82	70	0.85
2001-02*	Fox	80	118	1.48
2002-03*	Bryant	82	181	2.21

STEALS (CONTINUED)

		G	STL	AVG
2003-04*	Fisher	82	103	1.26
2004-05*	Butler	77	110	1.43
2005-06*	Bryant	80	147	1.84
2006-07*	Parker	82	119	1.45
2007-08*	Bryant	82	151	1.84
2008-09*	Ariza	82	137	1.67
2009-10*	Bryant	73	113	1.55
2010-11*	World Peace	82	124	1.51
2011-12*	Bryant	58	69	1.19
2012-13*	World Peace	75	122	1.63

(70 games or annual NBA league leader statistical minimums used for averages)

FIELD GOAL %

		FG	FGA	PCT
1948-49	Mikan	583	1403	.416
1949-50	Mikan	649	1595	.407
1950-51	Mikan	678	1584	.428
1951-52	Mikkelsen	363	866	.419
1952-53	Mikkelsen	378	868	.438
1953-54	Lovellette	237	560	.423
1954-55	Lovellette	519	1192	.435
1955-56	Lovellette	594	1370	.434
1956-57	Lovellette	574	1348	.426
1957-58	Mikkelsen	439	1070	.410
1958-59	Baylor	605	1482	.408
1959-60	Baylor	755	1782	.424
1960-61	Hawkins	310	719	.431
1961-62	LaRusso	516	1108	.466
1962-63	Barnett	547	1162	.471
1963-64	West	740	1529	.484
1964-65	West	822	1655	.497
1965-66	Boozler	365	754	.484
1966-67	Hawkins	275	572	.481
1967-68	West	476	926	.514
1968-69	Chamberlain	641	1099	.583*
1969-70	West	831	1673	.497
1970-71	Chamberlain	668	1228	.545
1971-72	Chamberlain	496	764	.649*
1972-73	Chamberlain	426	586	.727
1973-74	Hairston	385	759	.507
1974-75	Smith	346	702	.493
1975-76	Abdul-Jabbar	914	1728	.529
1976-77	Abdul-Jabbar	888	1533	.579*
1977-78	Abdul-Jabbar	663	1205	.550
1978-79	Abdul-Jabbar	777	1347	.577
1979-80	Abdul-Jabbar	835	1383	.604
1980-81	Abdul-Jabbar	836	1457	.574
1981-82	Abdul-Jabbar	753	1301	.579
1982-83	Abdul-Jabbar	722	1228	.588
1983-84	McGee	347	584	.594
1984-85	Abdul-Jabbar	723	1207	.599
1985-86	Worthy	629	1068	.579
1986-87	Abdul-Jabbar	560	993	.564
1987-88	Abdul-Jabbar	480	903	.532
1988-89	Worthy	702	1282	.548
1989-90	Woolridge	306	550	.556
1990-91	Divac	360	637	.565
1991-92	Threatt	509	1041	.489
1992-93	Green	379	706	.537
1993-94	Divac	453	895	.506
1994-95	Ceballos	497	977	.509
1995-96	Ceballos	638	1203	.530
1996-97	O'Neal	552	991	.557
1997-98	O'Neal	670	1147	.584*
1998-99	O'Neal	510	885	.576*
1999-00	O'Neal	956	1665	.574*
2000-01	O'Neal	813	1422	.572*
2001-02	O'Neal	712	1229	.579*
2002-03	O'Neal	695	1211	.574
2003-04	O'Neal	554	948	.584*
2004-05	Odom	366	774	.473
2005-06	Odom	445	925	.481
2006-07	Odom	319	681	.468
2007-08	Odom	417	795	.525

FIELD GOAL % (CONTINUED)

		FG	FGA	PCT
2008-09	Gasol	592	1045	.567
2009-10	Bynum	392	688	.570
2010-11	Odom	473	893	.530
2011-12	Bynum	444	796	.558
2012-13	Howard	470	813	.578

(Annual NBA league leader minimums apply)

FREE THROW %

		FT	FTA	PCT
1948-49	Schaefer	174	213	.817
1949-50	Mikan	567	728	.779
1950-51	Mikan	576	717	.803
1951-52	Mikan	433	555	.780
1952-53	Martin	224	287	.780
1953-54	Mikan	424	546	.777
1954-55	Schnittker	298	362	.823
1955-56	Schnittker	304	355	.856
1956-57	Garmaker	365	435	.839
1957-58	Schnittker	201	237	.848
1958-59	Mikkelsen	298	355	.839
1959-60	Hundley	203	273	.744
1960-61	LaRusso	323	409	.790
1961-62	West	712	926	.769
1962-63	Baylor	661	790	.837
1963-64	West	584	702	.832
1964-65	West	648	789	.821
1965-66	West	840*	977	.860
1966-67	West	602	686	.878
1967-68	West	391	482	.811
1968-69	West	490	597	.821
1969-70	West	647	785	.824
1970-71	West	525	631	.832
1971-72	Goodrich	475	559	.850
1972-73	McMillian	223	264	.845
1973-74	Goodrich	508	588	.864
1975-75	Goodrich	318	378	.841
1976-76	Russell	132	148	.892
1977-77	Russell	188	219	.858
1977-78	Dantley	334	417	.801
1978-79	Dantley	292	342	.854
1979-80	Johnson	374	462	.810
1980-81	Nixon	196	252	.778
1981-82	Cooper	139	171	.813
1982-83	Johnson	304	380	.800
1983-84	Cooper	155	185	.838
1984-85	Johnson	391	464	.843
1985-86	Johnson	378	434	.871
1986-87	Scott	224	251	.892
1987-88	Scott	272	317	.858
1988-89	Johnson	513	563	.911*
1989-90	Johnson	567	637	.890
1990-91	Johnson	519	573	.906
1991-92	Scott	244	291	.838
1992-93	Scott	156	184	.848
1993-94	Threatt	138	155	.890
1994-95	Van Exel	235	300	.783
1995-96	Johnson	172	201	.856
1996-97	Scott	127	151	.841
1997-98	Bryant	363	457	.794
1998-99	Rice	77	90	.856
1999-00	Rice	346	396	.874
2000-01	Bryant	475	557	.853
2001-02	Bryant	488	589	.829
2002-03	Bryant	601	713	.843
2003-04	Bryant	454	533	.852
2004-05	Butler	275	319	.862
2005-06	Bryant	696*	819	.850*
2006-07	Bryant	667*	768*	.868
2007-08	Fisher	166	188	.883
2008-09	Bryant	483	564	.856
2009-10	Bryant	439	541	.811
2010-11	Bryant	483	583	.828
2011-12	Bryant	381	451	.845
2012-13	Bryant	525	626	.839

(Annual NBA league leader minimums apply)



SEASON-BY-SEASON LEADERS / LAKERS NBA TEAM LEADERS



MINUTES PLAYED

		MIN	AVG
1951-52	Mikan	2572	40.2
1952-53	Mikan	2651	37.9
1953-54	Pollard	2483	35.0
1954-55	Martin	2784	38.7
1955-56	Martin	2838	39.4
1956-57	Lovellette	2492	36.1
1957-58	Mikkelsen	2390	33.2
1958-59	Baylor	2855	40.8
1959-60	Baylor	2873	41.0
1960-61	Baylor	3133	42.9
1961-62	West	3087	41.2
1962-63	Baylor	3370	42.1
1963-64	Baylor	3164	40.6
1964-65	West	3066	41.4
1965-66	West	3218	40.7
1966-67	Imhoff	2725	33.6
1967-68	Clark	3039	37.5
1968-69	Chamberlain	3669	45.3
1969-70	West	3106	42.0
1970-71	Chamberlain	3630	44.3
1971-72	Chamberlain	3469	42.3
1972-73	Chamberlain	3542	43.2
1973-74	Goodrich	3061	37.3
1974-75	Goodrich	2668	37.1
1975-76	Abdul-Jabbar	3379*	41.2
1976-77	Abdul-Jabbar	3016	36.8
1977-78	Nixon	2779	34.3
1978-79	Abdul-Jabbar	3157	39.5
1979-80	Nixon	3226*	39.4
1980-81	Wilkes	3028	37.4
1981-82	Nixon	3024	36.9
1982-83	Johnson	2907	36.8
1983-84	Abdul-Jabbar	2622	32.8
1984-85	Johnson	2781	36.1
1985-86	Abdul-Jabbar	2629	33.3
1986-87	Johnson	2904	36.3
1987-88	Scott	3048	37.6
1988-89	Worthy	2960	36.5
1989-90	Worthy	2960	37.0
1990-91	Worthy	3008	38.6
1991-92	Threatt	3070	37.4
1992-93	Threatt	2893	35.3
1993-94	Van Exel	2700	33.3
1994-95	Van Exel	2944	36.8
1995-96	Campbell	2699	32.9
1996-97	Jones	2998	37.5
1997-98	Jones	2910	36.4
1998-99	Bryant	1896	37.9
1999-00	O'Neal	3163	40.0
2000-01	O'Neal	2924	39.5
2001-02	Bryant	3063	38.3
2002-03	Bryant	3401	41.5
2003-04	Payton	2825	34.5
2004-05	Atkins	2903	35.4
2005-06	Bryant	3277	41.0
2006-07	Bryant	3140	40.8
2007-08	Bryant	3192	38.9
2008-09	Gasol	2999	37.0
2009-10	Bryant	2835	38.8
2010-11	Gasol	3037	37.0
2011-12	Gasol	2430	37.4
2012-13	Bryant	3013	38.6

(Based on total minutes)

3-POINT FIELD GOAL %

		3FG	3FGA	PCT
1979-80	Cooper	5	20	.250*
1980-81	Holland	1	3	.333*
1981-82	Nixon	3	12	.250*
1982-83	Worthy	1	4	.250*
1983-84	Cooper	38	121	.314
1984-85	Scott	26	60	.433*
1985-86	Cooper	63	163	.387
1986-87	Scott	65	149	.436
1987-88	Scott	62	179	.346
1988-89	Scott	77	193	.399
1989-90	Scott	93	220	.423
1990-91	Scott	71	219	.324
1991-92	Scott	54	157	.344
1992-93	Peeler	46	118	.390*
1993-94	Van Exel	123	364	.338
1994-95	Peeler	84	216	.389
1995-96	Peeler	105	254	.413
1996-97	Jones	152	389	.391
1997-98	Van Exel	123	316	.389
1998-99	Rice	53	135	.393
1999-00	Rice	84	229	.367
2000-01	Penberthy	55	139	.396
2001-02	Fisher	144	349	.413
2002-03	Fisher	85	212	.401
2003-04	George	65	186	.349
2004-05	Cook	78	199	.392
2005-06	Odom	80	215	.372
2006-07	Vujacic	60	161	.373
2007-08	Vujacic	118	270	.437
2008-09	Radmanovic	60	136	.441
2009-10	Farmar	86	229	.376
2010-11	Fisher	63	159	.396
2011-12	Blake	53	158	.335
2012-13	Nash	57	130	.438

(Annual NBA league leader minimums apply; *minimum not met team-wide)

TEAM SCORING

1997-98	105.5
1985-86	117.3
1971-72	121.0
1965-66	119.5
1948-49	84.0

TEAM REBOUNDING

2008-09	43.9
1999-00	47.0
1972-73	55.6
1971-72	56.4

TEAM ASSISTS

1979-80	29.4
1971-72	27.2
1965-66	24.2

TEAM BLOCKED SHOTS

1996-97	7.01
1975-76	6.44
1973-74	7.96

TEAM STEALS

Have never led NBA

TEAM FIELD GOAL %

1998-99	.468
1988-89	.502
1985-86	.522
1984-85	.545
1983-84	.532
1982-83	.528
1979-80	.529
1978-79	.517
1977-78	.487
1968-69	.467
1967-68	.477

TEAM FREE THROW %

1965-66	.773
1964-65	.763
1963-64	.766
1953-54	.731
1955-56	.786

FEWEST TURNOVERS

Have never led NBA





LAKERS YEARLY NBA RANKINGS / RECORD BY MONTH

OVERALL			HOME			ROAD			SEASON-BY-SEASON RECORD BY MONTH									
YEAR	W	L	RNK	W	L	RNK	W	L	RNK	YEAR	OCT	NOV	DEC	JAN	FEB	MAR	APR	MAY
1948-49*	44	16	(2)	26	3	(1)	16	13	(2)	1948-49	-	10-4	7-5	10-1	10-3	7-3	-	-
1949-50*	51	17	(2)	30	1	(2)	18	16	(2)	1949-50	-	9-4	11-6	13-3	12-1	6-3	-	-
1950-51*	44	24	(1)	29	3	(1)	12	21	(1)	1950-51	-	7-6	10-6	13-3	9-5	5-4	-	-
1951-52*	40	26	(2)	21	5	(3)	13	19	(3)	1951-52	-	9-3	7-7	13-5	6-8	5-3	-	-
1952-53*	48	22	(1)	24	2	(2)	16	15	(2)	1952-53	-	12-4	11-3	9-6	11-5	5-4	-	-
1953-54*	46	26	(1)	21	4	(2)	13	15	(2)	1953-54	0-2	12-2	7-6	11-5	13-7	3-4	-	-
1954-55*	40	32	(3)	18	6	(5)	10	14	(1)	1954-55	1-1	4-3	10-7	10-10	10-8	5-3	-	-
1955-56*	33	39	(6)	13	12	(6)	6	21	(8)	1955-56	-	4-9	5-10	11-8	7-7	6-5	-	-
1956-57*	34	38	(5)	18	13	(7)	9	22	(5)	1956-57	0-2	8-6	6-10	6-10	7-10	7-0	-	-
1957-58*	19	53	(8)	13	17	(8)	4	22	(8)	1957-58	0-2	3-12	5-10	5-11	4-15	2-3	-	-
1958-59*	33	39	(5)	15	7	(3)	9	17	(5)	1958-59	2-2	7-9	3-9	7-11	10-5	4-3	-	-
1959-60*	25	50	(7)	9	13	(6)	9	22	(6)	1959-60	1-3	5-11	5-10	3-9	7-14	4-3	-	-
1960-61*	36	43	(5)	16	12	(7)	8	20	(5)	1960-61	1-5	10-6	4-12	8-9	9-8	4-3	-	-
1961-62*	54	26	(2)	26	5	(1)	18	13	(2)	1961-62	5-1	10-5	15-5	11-4	9-8	4-3	-	-
1962-63*	53	27	(2)	27	7	(4)	20	17	(2)	1962-63	3-4	12-3	11-4	15-1	9-8	3-7	-	-
1963-64*	42	38	(5)	24	12	(4)	15	21	(5)	1963-64	3-2	10-6	10-5	8-9	5-13	6-3	-	-
1964-65*	49	31	(2)	25	13	(3)	21	16	(2)	1964-65	4-2	10-4	7-9	10-6	9-6	9-4	-	-
1965-66*	45	35	(3)	28	11	(5)	13	21	(3)	1965-66	4-3	10-7	9-8	8-7	7-6	7-4	-	-
1966-67*	36	45	(6)	21	18	(7)	12	20	(3)	1966-67	2-6	6-8	5-9	8-9	10-6	5-7	-	-
1967-68*	52	30	(4)	30	11	(4)	18	19	(5)	1967-68	5-2	7-8	10-7	7-7	13-3	10-3	-	-
1968-69*	55	27	(2)	32	9	(2)	21	18	(3)	1968-69	4-3	11-4	13-5	9-5	8-7	10-3	-	-
1969-70*	46	36	(5)	27	14	(5)	17	21	(5)	1969-70	5-2	6-10	6-8	12-4	9-9	8-3	-	-
1970-71*	48	34	(4)	30	11	(3)	17	22	(9)	1970-71	4-3	8-5	10-7	9-7	13-4	4-8	-	-
1971-72*	69	13	(1)	36	5	(1)	31	7	(1)	1971-72	6-3	14-0	16-0	8-4	13-4	12-2	-	-
1972-73*	60	22	(2)	30	11	(4)	28	11	(2)	1972-73	7-3	12-0	10-4	11-4	9-7	11-4	-	-
1973-74*	47	35	(6)	30	11	(5)	17	24	(8)	1973-74	7-3	9-4	6-11	7-4	8-8	10-5	-	-
1974-75	30	52	(17)	21	20	(16)	9	32	(16)	1974-75	3-3	5-9	7-9	4-8	3-11	8-8	0-4	-
1975-76	40	42	(9)	31	10	(3)	9	32	(14)	1975-76	3-2	11-5	7-8	3-10	7-6	7-9	2-2	-
1976-77	53	29	(1)	37	4	(1)	15	25	(3)	1976-77	3-3	8-5	10-5	11-3	6-6	11-5	4-2	-
1977-78	45	37	(7)	29	12	(7)	16	25	(4)	1977-78	2-5	6-8	8-5	7-7	9-4	10-6	3-2	-
1978-79	47	35	(6)	31	10	(4)	16	25	(7)	1978-79	4-4	11-3	8-7	9-6	7-4	5-8	3-3	-
1979-80	60	22	(2)	37	4	(1)	23	18	(2)	1979-80	7-3	9-6	12-4	10-4	9-2	13-3	-	-
1980-81	54	28	(5)	30	11	(6)	24	17	(4)	1980-81	9-2	9-6	8-7	10-3	8-4	10-6	-	-
1981-82	57	25	(3)	30	11	(6)	27	14	(2)	1981-82	0-1	12-4	12-2	7-5	10-5	8-6	8-2	-
1982-83	58	24	(2)	33	8	(2)	25	16	(2)	1982-83	0-1	12-3	12-3	10-3	6-6	13-3	5-5	-
1983-84	54	28	(2)	28	13	(13)	26	15	(2)	1983-84	2-0	10-4	7-6	8-6	11-4	11-4	5-4	-
1984-85	62	20	(2)	36	5	(1)	26	15	(2)	1984-85	1-2	11-4	10-4	9-6	11-2	13-1	7-1	-
1985-86	62	20	(2)	35	6	(3)	27	14	(1)	1985-86	3-0	11-2	11-3	10-5	8-5	14-3	5-2	-
1986-87	65	17	(1)	37	4	(2)	28	13	(1)	1986-87	-	12-2	10-4	12-4	10-4	13-1	8-2	-
1987-88	62	20	(1)	36	5	(1)	26	15	(1)	1987-88	-	9-2	11-4	13-2	12-1	8-7	9-4	-
1988-89	57	25	(2)	35	6	(3)	22	19	(2)	1988-89	-	10-3	9-7	11-3	7-4	11-4	9-4	-
1989-90	63	19	(1)	37	4	(1)	26	15	(1)	1989-90	-	11-2	10-4	10-5	10-2	12-4	10-2	-
1990-91	58	24	(3)	33	8	(5)	25	16	(3)	1990-91	-	7-5	10-4	15-2	9-4	10-6	7-3	-
1991-92	43	39	(12)	24	17	(18)	19	22	(7)	1991-92	-	11-4	6-8	10-4	3-10	9-6	4-7	-
1992-93	39	43	(17)	20	21	(19)	19	22	(9)	1992-93	-	7-4	8-7	7-9	6-4	6-11	5-8	-
1993-94	33	49	(17)	21	20	(17)	12	29	(18)	1993-94	-	5-9	4-10	5-7	6-7	10-6	3-10	-
1994-95	48	34	(9)	29	12	(7)	19	22	(8)	1994-95	-	8-6	9-3	9-5	8-5	10-7	4-8	-
1995-96	53	29	(6)	30	11	(7)	23	18	(4)	1995-96	-	7-7	9-8	9-3	10-2	10-5	8-4	-
1996-97	56	26	(7)	31	10	(4)	25	16	(7)	1996-97	-	11-6	11-3	11-3	6-6	9-5	8-3	-
1997-98	61	21	(3)	33	8	(4)	28	13	(1)	1997-98	1-0	12-2	10-5	9-4	7-5	13-4	9-1	-
1998-99	31	39	(17)	18	7	(7)	13	12	(6)	1998-99	-	-	-	-	9-6	12-5	7-8	3-0
1999-00	67	15	(1)	36	5	(1)	31	10	(1)	1999-00	-	11-4	14-1	9-5	12-1	15-1	6-3	-
2000-01	56	26	(2)	31	10	(3)	25	16	(2)	2000-01	1-0	10-5	11-5	6-6	9-3	11-6	8-1	-
2001-02	58	24	(2)	34	7	(2)	27	14	(1)	2001-02	1-0	13-1	7-5	10-6	8-5	13-4	6-3	-
2002-03	50	32	(5)	31	10	(7)	19	22	(7)	2002-03	0-2	6-9	7-8	8-4	11-3	11-5	7-1	-
2003-04	56	26	(4)	34	7	(2)	22	19	(5)	2003-04	1-0	13-3	7-4	6-9	11-4	13-3	5-3	-
2004-05	34	48	(21)	22	19	(22)	12	29	(20)	2004-05	-	9-6	6-6	8-7	5-8	5-11	1-10	-
2005-06	45	37	(10)	27	14	(9)	18	23	(13)	2005-06	-	5-8	10-6	9-6	5-8	10-7	6-2	-
2006-07	42	40	(12)	25	16	(13)	17	24	(10)	2006-07	1-0	9-5	10-6	8-7	5-7	5-9	4-6	-
2007-08	57	25	(3)	30	11	(8)	27	14	(2)	2007-08	0-1	9-6	10-4	9-5	13-2	9-6	7-1	-
2008-09	65	17	(2)	36	5	(2)	29	12	(1)	2008-09	2-0	12-1	11-4	12-4	11-2	10-5	7-1	-
2009-10	57	25	(3)	34	7	(2)	23	18	(6)	2009-10	1-1	12-2	12-3	12-5	8-4	9-6	3-4	-
2010-11	57	25	(4)	30	11	(5)	27	14	(3)	2010-11	3-0	10-5	10-5	10-5	9-4	12-1	3-5	-
2011-12	41	25	(5)	26	7	(3)	15	18	(11)	2011-12	-	-	3-2	10-7	8-5	11-6	9-5	-
2012-13	45	37	(11)	29	12	(10)	16	25	(15)	2012-13	0-2	8-6	7-7	5-11	9-4	9-6	7-1	-

ALL-TIME NEUTRAL COURT RECORD

1948-49:	2-0	1957-58:	2-14	1966-67:	3-7
1949-50:	3-0	1958-59:	9-15	1967-68:	4-0
1950-51:	3-0	1959-60:	7-15	1968-69:	2-0
1951-52:	6-2	1960-61:	12-11	1969-70:	2-1
1952-53:	8-5	1961-62:	10-8	1970-71:	1-1
1953-54:	12-7	1962-63:	6-3	1971-72:	2-1
1954-55:	12-12	1963-64:	3-5	1972-73:	2-0
1955-56:	14-6	1964-65:	3-2	1973-74:	0-0
1956-57:	7-3	1965-66:	4-3		

MONTHLY TOTALS

	Minneapolis	Los Angeles	Total
October	4-12 (.250)	108-74 (.893)	112-86 (.566)
November	90-73 (.552)	487-242 (.668)	577-315 (.647)
December	87-89 (.494)	476-290 (.621)	563-379 (.598)
January	111-82 (.575)	472-284 (.624)	583-366 (.614)
February	106-88 (.546)	453-276 (.621)	559-364 (.606)
March	59-38 (.608)	502-268 (.652)	561-306 (.647)
April	-	212-137 (.607)	212-137 (.607)
May	-	3-0 (1.000)	3-0 (1.000)





HOME ATTENDANCE RECORDS (LOS ANGELES ERA ONLY)

REGULAR SEASON				PLAYOFFS			TOTALS		
Season	G	Attendance	Average	G	Attendance	Average	G	Attendance	Average
1960-61	30	151,344	5,045	6	36,280	6,047	36	187,624	5,211
1961-62	31	190,321	6,139	6	66,761	11,127	37	257,082	6,948
1962-63	34	285,462	8,396	7	97,783	13,969	41	383,245	9,347
1963-64	36	322,331	8,954	2	25,590	12,795	38	347,921	9,156
1964-65	38	392,004	10,316	5	70,246	14,049	43	462,250	10,750
1965-66	39	426,467	10,935	7	101,323	14,475	46	527,790	11,474
1966-67	39	435,008	11,154	1	11,597	11,597	40	447,265	11,182
1967-68	41	421,326	10,276	8	100,757	12,595	49	522,083	10,665
1968-69	41	483,262	11,787	10	169,958	16,996	51	644,220	12,632
1969-70	41	536,513	13,086	9	154,562	17,174	50	691,165	13,823
1970-71	41	566,108	13,808	6	90,474	15,079	47	656,582	13,970
1971-72	41	668,340	16,301	8	140,040	17,505	49	808,380	16,498
1972-73	41	664,872	16,216	10	173,697	17,370	51	838,569	16,443
1973-74	41	603,145	14,711	2	35,010	17,505	43	638,155	14,841
1974-75	41	474,287	11,567	-	-	-	41	474,287	11,567
1975-76	41	524,976	12,804	-	-	-	41	524,976	12,804
1976-77	41	501,434	12,230	6	100,783	16,797	47	602,217	12,813
1977-78	41	534,017	13,025	1	15,051	15,051	42	549,068	13,073
1978-79	41	482,611	11,771	3	47,411	15,803	44	530,022	12,046
1979-80	41	582,882	14,217	9	149,865	16,652	50	732,747	14,655
1980-81	41	538,537	13,135	3	46,451	15,483	44	584,988	13,295
1981-82	41	605,367	14,765	7	113,173	16,167	48	718,540	14,969
1982-83	41	648,244	15,810	8	131,952	16,494	49	780,196	15,922
1983-84	41	622,398	15,180	11	172,124	15,648	52	794,552	15,279
1984-85	41	613,826	14,971	11	183,361	16,669	52	797,187	15,331
1985-86	41	689,905	16,826	8	140,040	17,505	49	829,945	16,938
1986-87	41	681,707	16,627	10	174,842	17,484	51	856,549	16,795
1987-88	41	714,477	17,426	14	245,070	17,505	55	959,547	17,446
1988-89	41	717,349	17,496	8	140,040	17,505	49	857,389	17,498
1989-90	41	712,498	17,378	5	87,525	17,505	46	800,023	17,392
1990-91	41	697,185	17,005	11	192,555	17,505	52	889,740	17,110
1991-92	41	699,240	17,055	1	16,690	16,690	42	715,930	17,046
1992-93	41	633,655	15,455	2	35,010	17,505	43	668,665	15,550
1993-94	41	545,915	13,315	-	-	-	41	545,915	13,315
1994-95	41	591,125	14,418	5	87,525	17,505	46	678,650	14,753
1995-96	41	649,634	15,845	2	35,010	17,505	43	684,644	15,922
1996-97	41	697,132	17,003	4	70,020	17,505	45	767,152	17,048
1997-98	41	691,994	16,878	6	105,030	17,505	47	797,024	16,958
1998-99	25	430,007	17,200	4	70,020	17,505	29	500,027	17,242
1999-00	41	771,410	18,815	13	246,961	18,997	54	1,018,371	18,859
2000-01	41	776,336	18,935	8	151,976	18,997	49	928,312	18,845
2001-02	41	778,877	18,997	10	189,970	18,997	51	968,847	18,997
2002-03	41	777,888	18,973	6	113,982	18,997	47	891,870	18,976
2003-04	41	777,757	18,970	11	208,967	18,997	52	986,724	18,975
2004-05	41	770,494	18,793	-	-	-	41	770,494	18,793
2005-06	41	774,189	18,883	3	56,991	18,997	44	831,180	18,890
2006-07	41	778,415	18,986	2	37,994	18,997	43	816,409	18,986
2007-08	41	778,877	18,997	11	208,967	18,997	52	987,844	18,997
2008-09	41	778,877	18,997	12	227,964	18,997	53	1,006,841	18,997
2009-10	41	778,877	18,997	12	227,964	18,997	53	1,006,841	18,997
2010-11	41	778,877	18,997	5	94,985	18,997	46	873,862	18,997
2011-12	33	626,901	18,997	6	113,982	18,997	39	740,883	18,997
2012-13	41	778,877	18,997	2	37,994	18,997	43	816,871	18,997
TOTALS	2,109	32,153,557	15,246	327	5,543,323	16,952	2,436	37,697,742	15,475



ALL-TIME OVERTIME RECORD (LOS ANGELES ONLY)



1960-61 (1-1)

W	Nov. 25	@	Detroit	141-128	
L	Mar. 7		St. Louis	136-137	(2 OT)

1961-62 (7-0)

W	Dec. 6	vs.	Syracuse	123-121	
W	Dec. 8	@	Philadelphia	151-147	(3 OT)
W	Dec. 13	vs.	St.Louis	137-136	
W	Jan. 21	@	Chicago	112-111	
W	Jan. 31	@	Detroit	123-122	
W	Feb. 5	@	Cincinnati	134-128	
W	Feb. 23	@	Chicago	124-117	

1962-63 (3-2)

L	Nov. 11	vs.	Chicago	105-109	
W	Dec. 8	@	Cincinnati	131-128	
W	Jan. 6	@	Cincinnati	120-119	
L	Feb. 16	vs.	San Francisco	118-122	(2 OT)
W	Mar. 16	vs.	San Francisco	111-105	

1963-64 (1-2)

W	Jan. 4	vs.	Boston	125-118	
L	Feb. 12	vs.	Boston	97-104	
L	Feb. 29	@	St.Louis	114-115	

1964-65 (4-0)

W	Nov. 12	@	New York	132-123	
W	Dec. 16	@	Detroit	126-120	
W	Jan. 29	vs.	Cincinnati	137-133	(2 OT)
W	Mar. 11	vs.	Baltimore	121-116	

1965-66 (1-1)

W	Feb. 9	@	Baltimore	123-116	
L	Mar. 8	@	New York	132-133	

1966-67 (2-3)

L	Nov. 10	vs.	Detroit	132-133	
W	Dec. 7	vs.	St.Louis	130-128	
L	Jan. 18	vs.	St.Louis	121-123	
L	Jan. 22	@	Boston	120-121	
W	Feb. 25	@	St.Louis	134-133	

1967-68 (3-2)

W	Dec. 5	@	Philadelphia	128-122	
L	Jan. 6	@	Baltimore	127-130	
W	Feb. 13	@	Baltimore	119-116	
L	Feb. 17	vs.	Philadelphia	134-135	(2 OT)
W	Mar. 9	@	San Francisco	137-132	

1968-69 (5-2)

W	Nov. 5	@	Chicago	112-109	
W	Feb. 1	@	San Francisco	106-101	
W	Dec. 30	@	San Diego	131-126	
L	Feb. 2	vs.	San Francisco	117-122	(3 OT)
W	Feb. 25	vs.	Seattle	114-111	
W	Mar. 7	vs.	Boston	105-99	
L	Mar. 19	@	Cincinnati	128-136	

1969-70 (2-3)

W	Oct. 21	@	Baltimore	142-137	
L	Nov. 30	vs.	Chicago	114-116	
L	Jan. 10	@	Chicago	112-116	
W	Jan. 24	@	Seattle	122-121	
L	Feb. 7	@	Phoenix	117-121	

1970-71 (0-3)

L	Oct. 17	@	Baltimore	116-118	
L	Dec. 15	@	Buffalo	111-113	
L	Jan. 2	@	San Diego	108-109	

1971-72 (2-1)

W	Dec. 10	vs.	Phoenix	126-117	
L	Feb. 22	vs.	Detroit	134-135	
W	Feb. 27	vs.	Chicago	123-118	

1972-73 (1-2)

L	Dec. 1	vs.	Atlanta	109-114	
W	Dec. 12	@	Chicago	106-105	
L	Feb. 7	@	Boston	112-113	

1973-74 (0-3)

L	Dec. 11	@	Cleveland	100-101	
L	Jan. 22	vs.	Cleveland	110-111	
L	Feb. 5	@	Houston	112-116	

1974-75 (4-1)

W	Dec. 1	vs.	Phoenix	111-105	
W	Jan. 5	vs.	Washington	112-109	
W	Feb. 5	@	Philadelphia	113-110	(2 OT)
L	Feb. 26	vs.	Portland	116-117	(2 OT)
W	Mar. 21	vs.	Seattle	112-109	

1975-76 (1-0)

W	Nov. 2	vs.	Atlanta	116-113	
---	--------	-----	---------	---------	--

1976-77 (3-2)

L	Oct. 26	vs.	Kansas City	115-117	
L	Nov. 9	@	Buffalo	116-121	
W	Dec. 18	@	Portland	115-111	
W	Jan. 11	@	Cleveland	101-99	
W	Apr. 3	vs.	Detroit	115-107	

1977-78 (2-3)

L	Nov. 15	vs.	Cleveland	95-102	
W	Dec. 11	vs.	Buffalo	124-119	
L	Feb. 1	@	Boston	100-103	
W	Feb. 3	@	New Jersey	105-99	
L	Feb. 22	@	Kansas City	122-127	

1978-79 (1-3)

L	Jan. 6	@	Houston	112-115	
L	Jan. 19	vs.	Houston	121-122	
W	Feb. 6	vs.	San Antonio	119-111	
L	Apr. 4	@	Kansas City	111-115	

1979-80 (3-2)

W	Nov. 9	vs.	Denver	126-122	
W	Nov. 16	@	Denver	135-128	
L	Jan. 29	@	Cleveland	152-154	(4 OT)
W	Feb. 8	@	New Jersey	125-120	
L	Feb. 29	vs.	Milwaukee	117-126	

1980-81 (2-2)

W	Oct. 15	@	Kansas City	112-107	
W	Nov. 29	@	Denver	124-123	(2 OT)
L	Mar. 28	@	Utah	110-112	
L	Mar. 29	vs.	Denver	146-148	





ALL-TIME OVERTIME RECORD (LOS ANGELES ONLY)

1981-82 (2-2)

L	Oct. 30	vs.	Houston	112-113	(2 OT)
W	Nov. 15	vs.	Indiana	124-123	(2 OT)
W	Feb. 26	vs.	Philadelphia	116-114	(2 OT)
L	Mar. 4	@	New York	119-129	

1982-83 (1-1)

W	Nov. 3	@	Denver	135-134	
L	Jan. 5	@	Philadelphia	120-122	(2 OT)

1983-84 (2-1)

L	Nov. 22	vs.	Utah	126-130	
W	Jan. 10	@	Houston	136-132	
W	Mar. 9	@	Dallas	121-120	(2 OT)

1984-85 (1-2)

L	Dec. 11	@	Seattle	122-124	
L	Mar. 26	@	Portland	113-116	
W	Apr. 7	vs.	Portland	135-133	

1985-86 (4-0)

W	Oct. 26	@	San Antonio	121-116	(2 OT)
W	Dec. 4	@	Utah	131-127	
W	Feb. 23	@	Philadelphia	117-111	
W	Mar. 8	vs.	Sacramento	122-121	(2 OT)

1986-87 (2-0)

W	Dec. 23	@	Sacramento	127-117	
W	Feb. 22	@	Philadelphia	112-110	

1987-88 (2-3)

L	Nov. 22	vs.	Milwaukee	116-124	
W	Dec. 1	@	Sacramento	125-120	
L	Dec. 9	@	Washington	112-120	
L	Jan. 13	@	LA Clippers	109-110	
W	Feb. 19	@	Atlanta	126-119	

1988-89 (2-2)

W	Nov. 15	@	Denver	148-146	(2 OT)
W	Dec. 4	vs.	Washington	119-112	
L	Dec. 14	@	New Jersey	113-119	
L	Apr. 1	@	Denver	108-114	

1989-90 (3-3)

L	Dec. 1	vs.	Detroit	97-108	
W	Dec. 20	@	Minnesota	106-97	
L	Jan. 9	@	Phoenix	118-121	
W	Feb. 6	@	Portland	121-119	
L	Feb. 14	vs.	Portland	128-132	(2 OT)
W	Feb. 20	@	San Antonio	115-114	

1990-91 (3-3)

L	Nov. 6	vs.	Portland	123-125	
W	Nov. 15	@	Houston	108-103	
L	Dec. 12	vs.	Dallas	97-112	
W	Jan. 25	@	New Jersey	108-103	
W	Feb. 24	@	Detroit	102-96	
L	Mar. 29	vs.	Portland	105-109	

1991-92 (2-3)

L	Nov. 1	@	Houston	121-126	(2 OT)
W	Nov. 2	@	Dallas	114-113	
L	Nov. 5	vs.	LA Clippers	109-114	
L	Mar. 13	@	Cleveland	107-109	
W	Apr. 19	vs.	LA Clippers	109-108	

1992-93 (5-1)

W	Nov. 6	@	LA Clippers	114-112	
W	Nov. 20	vs.	Chicago	120-118	
W	Jan. 24	@	Washington	112-110	
W	Mar. 5	vs.	Philadelphia	101-97	
W	Feb. 8	vs.	Dallas	108-100	
L	Apr. 8	@	Golden State	116-122	

1993-94 (2-0)

W	Nov. 16	vs.	LA Clippers	116-114	(2 OT)
W	Apr. 6	vs.	Sacramento	128-123	

1994-95 (5-2)

L	Nov. 11	vs.	Denver	117-124	
W	Nov. 29	@	New Jersey	129-120	(2 OT)
L	Jan. 21	@	Philadelphia	113-117	
W	Jan. 25	vs.	New Jersey	120-116	
W	Jan. 28	@	Seattle	128-121	
W	Feb. 24	vs.	Charlotte	95-93	
W	Mar. 3	vs.	Sacramento	109-104	(2 OT)

1995-96 (0-0)

No Overtime Games

1996-97 (4-3)

W	Nov. 12	@	Houston	126-115	(2 OT)
W	Dec. 13	vs.	Portland	120-119	
L	Dec. 17	@	Chicago	123-129	
L	Jan. 18	vs.	Detroit	97-100	(2 OT)
L	Feb. 23	vs.	New York	121-127	(2 OT)
W	Mar. 16	vs.	Toronto	98-90	
W	Mar. 27	@	Vancouver	102-98	

1997-98 (4-1)

W	Nov. 13	@	San Antonio	109-100	
W	Nov. 14	@	Houston	113-103	(2 OT)
W	Dec. 26	vs.	LA Clippers	118-114	
L	Feb. 13	vs.	Seattle	108-113	
W	Apr. 5	@	Detroit	105-103	

1998-99 (1-1)

L	Feb. 22	@	Denver	113-117	
W	Apr. 20	@	Golden State	106-102	

1999-00 (2-2)

L	Jan. 24	@	Utah	101-105	(2 OT)
W	Feb. 18	@	Orlando	107-99	
W	Apr. 10	vs.	Seattle	106-103	
L	Apr. 19	@	San Antonio	98-103	

2000-01 (6-3)

W	Nov. 16	@	Sacramento	112-110	
L	Dec. 6	@	Golden State	122-125	
W	Dec. 17	@	Toronto	104-101	
W	Dec. 30	@	LA Clippers	116-114	
W	Jan. 15	vs.	Vancouver	113-112	
W	Feb. 13	@	New Jersey	113-110	
L	Mar. 9	vs.	San Antonio	89-93	
L	Mar. 11	vs.	Seattle	97-109	
W	Mar. 15	@	Washington	125-119	

2001-02 (1-2)

W	Nov. 15	@	Houston	98-97	
L	Jan. 12	@	Chicago	104-106	
L	Apr. 14	@	Portland	120-128	(2 OT)



ALL-TIME OVERTIME RECORD (LOS ANGELES ONLY)



2002-03 (6-3)

W	Nov. 3	vs.	Portland	98-95	
L	Nov. 7	@	Boston	95-98	
W	Nov. 15	vs.	Golden State	96-89	
W	Nov. 29	@	Memphis	112-106	
L	Dec. 20	@	Philadelphia	104-107	
W	Dec. 22	@	Toronto	109-107	
L	Jan. 17	@	Houston	104-108	
W	Feb. 18	vs.	Houston	106-99	(2 OT)
W	Apr. 6	vs.	Phoenix	115-113	

2003-04 (5-0)

W	Nov. 6	@	San Antonio	120-117	(2 OT)
W	Feb. 4	@	Cleveland	111-106	
W	Mar. 15	vs.	Orlando	113-110	
W	Mar. 21	vs.	Milwaukee	104-103	
W	Apr. 14	@	Portland	105-104	(2 OT)

2004-05 (1-3)

L	Dec. 17	vs.	Washington	116-120	
L	Dec. 25	vs.	Miami	102-104	
W	Feb. 9	@	New Jersey	104-103	
L	Feb. 28	@	New York	115-117	

2005-06 (3-4)

W	Nov. 2	@	Denver	99-97	
L	Nov. 27	vs.	New Jersey	96-102	
W	Dec. 1	@	Utah	105-101	
L	Dec. 28	vs.	Memphis	99-100	
L	Jan. 19	@	Sacramento	109-118	
W	Jan. 27	vs.	Golden State	106-105	
L	Apr. 6	@	Denver	108-110	

2006-07 (4-6)

W	Dec. 15	vs.	Houston	112-101	(2 OT)
L	Dec. 17	vs.	Washington	141-147	
L	Dec. 29	@	Charlotte	124-133	(3 OT)
W	Jan. 4	@	Sacramento	132-128	
W	Jan. 15	vs.	Miami	124-118	
L	Jan. 26	vs.	Charlotte	97-106	
L	Jan. 28	vs.	San Antonio	94-96	
L	Mar. 6	@	Minnesota	107-117	(2 OT)
W	Mar. 16	vs.	Portland	116-111	
L	Mar. 30	vs.	Houston	104-107	

2007-08 (4-0)

W	Jan. 14	@	Seattle	123-121	
W	Mar. 2	vs.	Dallas	108-104	
W	Mar. 24	@	Golden State	123-119	
W	Mar. 30	vs.	Washington	126-120	

2008-09 (2-1)

L	Jan. 27	vs.	Charlotte	110-117	(2 OT)
W	Feb. 5	@	Boston	110-109	
W	Feb. 20	vs.	New Orleans	115-111	

2009-10 (4-1)

W	Nov. 3	@	Oklahoma City	101-98	
W	Nov. 4	@	Houston	103-102	
W	Dec. 16	@	Milwaukee	107-106	
W	Dec. 26	@	Sacramento	112-103	(2OT)
L	Mar. 4	@	Miami	111-114	

2010-11 (4-0)

W	Feb. 1	vs.	Houston	114-106	
W	Feb. 23	@	Portland	106-101	
W	Mar. 22	vs.	Phoenix	139-137	(3OT)
W	Apr. 13	@	Sacramento	116-108	

2011-12 (6-1)

W	Jan. 11	@	Utah	90-87	
W	Feb. 9	@	Boston	88-87	
L	Mar. 6	@	Detroit	85-88	
W	Mar. 13	@	Memphis	116-111	(2OT)
W	Mar. 14	@	New Orleans	107-101	
W	Apr. 15	vs.	Dallas	112-108	
W	Apr. 22	vs.	Oklahoma City	114-106	(2OT)

2012-13 (3-0)

W	Dec. 22	@	Golden State	118-115	
W	Mar. 8	vs.	Toronto	118-116	
W	Apr. 17	vs.	Houston	99-95	

ALL-TIME OVERTIME RECORDS (LOS ANGELES ERA ONLY)

Most OT Games (Season)	10	2006-07	Most OT Periods	4	@ Cleveland 1/29/80
Fewest OT Games (Season)	0	1995-96	Double-Overtime Record	21-14	.600
Most OT Wins (Season)	7	1961-62	Triple-Overtime Record	2-2	.500
Best OT Record (Season)	7-0	1961-62	Quadruple-Overtime Record	0-1	.000
Most OT Losses (Season)	6	2006-07	Overall OT Record	144-91	.613
Consecutive OT Games	3	1991-92	Home OT Record	57-41	.582
Consecutive OT Wins	7	2011-12 - 2012-13	Road OT Record	87-50	.635
	7	2002-03 - 2003-04			
	7	1984-85 - 1986-87			
	7	1961-62			
Consecutive OT Losses	4	1972-73 - 1973-74			
	4	1969-70 - 1970-71			





LAKERS OFFENSIVE STATISTICS (SEASON-BY-SEASON)

MINNEAPOLIS

YEAR	GP	FGM	FGA	PCT	FTM	FTA	PCT	REB	AST	PF	PTS	AVG
1948-49	60	1885	5146	.366	1272	1759	.723	-	1134	1386	5042	84.0
1949-50	68	2139	5832	.367	1439	1943	.741	-	1406	1672	5717	84.1
1950-51	68	2084	5590	.373	1464	1989	.736	3409	1408	1801	5632	82.8
1951-52	66	2106	5833	.361	1436	1921	.748	3543	1389	1763	5648	85.6
1952-53	70	2166	5559	.390	1641	2221	.739	3406	1351	1917	5973	85.3
1953-54	72	2184	5803	.373	1512	2067	.731	3752	1323	1918	5880	81.7
1954-55	72	2506	6465	.388	1873	2517	.744	3865	1468	1935	6885	95.6
1955-56	72	2541	6543	.388	2066	2627	.786	4133	1689	1978	7148	99.3
1956-57	72	2584	6925	.373	2195	2899	.757	4581	1195	1887	7363	102.3
1957-58	72	2660	7192	.370	2246	3007	.747	5189	1322	1982	7566	105.1
1958-59	72	2779	7084	.392	2071	2718	.762	5149	1373	1874	7629	106.0
1959-60	75	3040	7883	.386	1965	2691	.730	5432	1444	1813	8045	107.3

LOS ANGELES

YEAR	GP	FGM	FGA	PCT	FTM	FTA	PCT	REB	AST	PF	PTS	AVG
1960-61	79	3401	8430	.403	2204	2999	.735	5816	1872	2043	9006	114.0
1961-62	80	3552	8315	.427	2378	3240	.734	5600	1878	2057	9482	118.5
1962-63	80	3506	7948	.441	2230	2931	.761	5282	1739	1775	9242	115.5
1963-64	80	3272	7438	.440	2230	2910	.766	5025	1676	1997	8774	109.7
1964-65	80	336	7628	.437	2276	2984	.763	5231	1601	1998	8948	111.9
1965-66	80	3597	8109	.444	2363	3057	.773	5334	1936	2035	9557	119.5
1966-67	81	3786	8466	.447	2191	2917	.751	5415	1906	2168	9764	120.5
1967-68	82	3827	8031	.477	2283	3143	.726	5225	1983	2152	9937	121.1
1968-69	82	3574	7620	.469	2056	3161	.650	4749	2068	1773	9204	112.2
1969-70	82	3668	7952	.461	1991	2641	.754	4154	2030	1896	9327	113.7
1970-71	82	3739	7857	.476	1933	2717	.711	4269	2205	1709	9411	114.8
1971-72	82	3920	7998	.490	2080	2833	.734	4628	2232	1636	9920	121.0
1972-73	82	3740	7819	.478	1679	2264	.742	4562	2302	1636	9159	111.7

YEAR	FGM	FGA	PCT	FTM	FTA	PCT	OR	DR	REB	AST	PF	STL	TO	BS	PTS	AVG
1973-74	3536	7803	.453	1879	2443	.769	1365	2970	4335	2179	2032	794	1913	653	8951	109.2
1974-75	3409	7577	.450	1641	2182	.752	1312	2763	4075	2091	2079	755	1785	423	8459	103.2
1975-76	3547	7622	.465	1670	2164	.772	1132	2870	4002	1939	2025	674	1612	528	8764	106.9
1976-77	3663	7657	.478	1437	1941	.740	1177	2628	3805	2057	1867	801	1538	445	8763	106.9
1977-78	3734	7672	.487	1576	2095	.752	1136	2647	3783	2229	1964	802	1548	409	9044	110.3
1978-79	3827	7397	.517	1606	2088	.769	949	2557	3506	2338	1851	793	1569	500	9260	112.9

YEAR	FGM	FGA	PCT	FTM	FTA	PCT	3PM	3PA	PCT	OR	DR	REB	AST	PF	STL	TO	BS	PTS	AVG
1979-80	3898	7368	.529	1622	2092	.775	20	100	200	1085	2653	3738	2413	1784	774	1639	546	9437	115.1
1980-81	3780	7382	.512	1540	2113	.729	17	94	181	1165	2491	3656	2363	1955	808	1557	551	9117	111.2
1981-82	3919	7585	.517	1549	2161	.717	13	94	138	1258	2505	3763	2356	1999	848	1468	517	9400	114.6
1982-83	3964	7512	.528	1495	2031	.736	10	96	104	1235	2433	3668	2519	1931	844	1584	479	9433	115.0
1983-84	3854	7250	.532	1712	2272	.754	58	206	281	1095	2499	3594	2454	2054	726	1578	478	9478	115.6
1984-85	3952	7254	.545	1702	2232	.763	90	295	305	1063	2550	3613	2575	1931	695	1537	481	9696	118.2
1985-86	3834	7343	.522	1812	2329	.778	138	409	337	1101	2555	3656	2433	2031	683	1467	419	9618	117.3
1986-87	3740	7245	.516	2012	2550	.789	164	447	367	1127	2515	3642	2428	1853	728	1358	482	9656	117.8
1987-88	3576	7078	.505	1956	2480	.789	142	478	297	1073	2491	3564	2347	1715	672	1318	404	9250	112.8
1988-89	3584	7143	.502	2011	2508	.802	227	667	340	1094	2612	3706	2282	1672	724	1344	421	9406	114.7
1989-90	3434	7010	.490	1902	2417	.787	309	841	367	1097	2460	3562	2238	1741	655	1226	445	9079	110.7
1990-91	3343	6911	.484	1805	2261	.798	226	744	304	1078	2440	3518	2091	1524	642	1203	384	8717	106.3
1991-92	3183	6977	.456	1744	2278	.766	119	445	267	1156	2196	3352	1803	1543	756	1089	400	8229	100.4
1992-93	3309	6994	.473	1741	2304	.756	187	626	299	1103	2288	3391	2013	1778	782	1266	431	8546	104.2
1993-94	3291	7316	.450	1410	1967	.717	241	803	300	1260	2204	3464	1983	1877	751	1197	461	8233	100.4
1994-95	3284	7088	.463	1523	2072	.735	525	1492	352	1126	2316	3442	2078	1933	750	1243	563	8616	105.1
1995-96	3216	6706	.480	1529	2049	.746	477	1359	351	995	2033	3298	2080	1702	722	1163	516	8438	102.9
1996-97	3018	6642	.454	1613	2330	.692	551	1500	367	1092	2414	3506	1845	1818	740	1222	575	8200	100.0
1997-98	3146	6536	.481	1863	2743	.679	497	1415	351	1079	2471	3550	2009	1859	734	1256	556	8652	105.5
1998-99	1841	3935	.468	1027	1503	.683	241	685	352	619	1482	2101	1095	1231	389	754	287	4950	90.9
1999-00	3137	6836	.459	1649	2368	.696	344	1047	329	1117	2738	3855	1921	1841	613	1143	534	8267	100.8
2000-01	3209	6685	.465	1594	2333	.683	439	1275	344	1085	2583	3668	1888	1872	564	1184	490	8251	100.6
2001-02	3150	6840	.461	1494	2138	.699	510	1439	354	1022	2607	3629	1882	1823	625	1040	478	8304	101.3
2002-03	3091	6856	.451	1562	2129	.734	486	1367	356	1078	2554	3632	1909	1874	639	1192	470	8230	100.4
2003-04	3028	6676	.454	1631	2352	.693	365	1115	327	1001	2535	3656	1948	1732	682	1132	379	8052	98.2
2004-05	2895	6629	.437	1661	2137	.777	644	1813	355	1028	2511	3539	1672	1794	508	1176	344	8095	98.7
2005-06	2992	6607	.453	1618	2172	.745	552	1583	349	970	2488	3458	1734	1894	628	1143	350	8154	99.4
2006-07	3103	6664	.466	1660	2221	.747	608	1724	353	886	2495	3381	1850	1889	600	1273	421	8474	103.3
2007-08	3248	6818	.476	1746	2270	.769	662	1751	378	898	2722	3620	2003	1691	654	1156	438	8904	108.6
2008-09	3307	6981	.474	1607	2087	.770	547	1516	361	1015	2587	3602	1908	1698	718	1103	420	8768	106.9
2009-10	3144	6875	.457	1519	1985	.765	532	1562	341	973	2662	3635	1730	1592	612	1096	400	8339	101.7
2010-11	3128	6757	.463	1541	1979	.779	524	1487	352	989	2616	3605	1801	1555	602	1073	422	8321	101.5
2011-12	2429	5319	.457	1202	1589	.756	362	1112	326	799	2251	3050	1485	1109	390	997	351	6422	97.3
2012-13	3041	6640	.458	1584	2289	.692	715	2015	355	942	2732	3674	1818	1467	576	1232	429	8381	102.2



LAKERS DEFENSIVE STATISTICS (SEASON-BY-SEASON)



MINNEAPOLIS

YEAR	GP	FGM	FGA	PCT	FTM	FTA	PCT	REB	AST	PF	PTS	AVG	DIFF
1948-49	60											76.7	+7.3
1949-50	68											75.7	+8.4
1950-51	68											77.4	+4.4
1951-52	66											79.5	+6.1
1952-53	70											79.2	+6.1
1953-54	72											78.3	+3.4
1954-55	72											94.5	+1.1
1955-56	72											100.2	-0.9
1956-57	72											103.1	-0.8
1957-58	72											111.5	-6.4
1958-59	72											107.3	-1.3
1959-60	75											111.4	-4.1

(STATISTICS NOT RECORDED BY NBA)

LOS ANGELES

YEAR	GP	FGM	FGA	PCT	FTM	FTA	PCT	REB	AST	PF	PTS	AVG	DIFF
1960-61	79											114.1	-0.1
1961-62	80											120.0	-1.5
1962-63	80											112.4	+3.1
1963-64	80											108.7	+1.0
1964-65	80											109.9	+2.0
1965-66	80											116.4	+1.2
1966-67	81											120.2	+0.3
1967-68	82											115.6	+5.6
1968-69	82											108.1	+4.1
1969-70	82											111.8	+1.9
1970-71	82	3976	8511	.466	1567	2107	.744	4552	2076	1951	9159	111.7	+3.1
1971-72	82	3699	8553	.432	1515	1972	.768	4290	1994	1997	8913	108.7	+12.3
1972-73	82	3646	8409	.434	1167	1583	.737	4101	1963	1941	8459	103.3	+8.5

(STATISTICS NOT RECORDED BY NBA)

YEAR	FGM	FGA	PCT	FTM	FTA	PCT	OR	DR	REB	AST	STL	TO	BS	PTS	AVG	DIFF
1973-74	3667	8364	.438	1546	2044	.756	1525	2786	4311	2061	797	1719	430	8880	108.3	+0.9
1974-75	3595	7914	.454	1603	2117	.757	1422	2807	4229	2239	822	1606	442	8793	107.2	-4.0
1975-76	3515	7781	.450	1573	2148	.732	1384	2837	4221	2032	775	1564	363	8757	106.8	-0.1
1976-77	3648	7880	.452	1510	1990	.759	1348	2625	3973	1900	763	1599	362	8540	104.1	+2.8
1977-78	3797	7848	.463	1529	2050	.746	1365	2599	3964	2073	756	1570	379	8825	107.6	+2.7
1978-79	3727	7921	.464	1415	1931	.733	1288	2486	3774	2234	737	1542	359	9009	109.9	+5.0

YEAR	FGM	FGA	PCT	FTM	FTA	PCT	3PM	3PA	PCT	OR	DR	REB	AST	STL	TO	BS	PTS	AVG	DIFF
1979-80	3723	7921	.470	1430	1884	.759	78	274	.285	1312	2242	3554	2324	797	1420	382	8954	109.2	+5.9
1980-81	3581	7701	.465	1598	2158	.741	42	184	.228	1378	2274	3652	2280	754	1473	357	8802	107.3	+3.9
1981-82	3745	7679	.488	1433	2008	.714	78	213	.366	1275	2255	3530	2319	718	1483	435	9001	109.8	+4.9
1982-83	3734	7617	.490	1455	2008	.725	55	212	.259	1294	2166	3460	2389	766	1562	380	8978	109.5	+5.5
1983-84	3672	7600	.483	1763	2346	.751	63	223	.282	1253	2154	3407	2261	797	1443	376	9170	111.8	+3.8
1984-85	3665	7639	.480	1679	2244	.748	84	297	.283	1248	2078	3326	2313	756	1365	370	9093	110.9	+7.4
1985-86	3577	7450	.480	1778	2369	.751	51	247	.206	1104	2226	3300	2235	792	1330	359	8983	109.5	+7.7
1986-87	3520	7531	.467	1731	2265	.764	122	431	.283	1280	2174	3454	2232	721	1370	404	8893	108.5	+9.3
1987-88	3551	7467	.476	1538	2020	.761	131	439	.298	1175	2249	3424	2200	732	1246	390	8771	107.0	+5.8
1988-89	3541	7540	.470	1542	2051	.752	194	587	.330	1178	2222	3400	2157	752	1263	432	8818	107.5	+7.2
1989-90	3381	7247	.467	1586	2111	.751	175	519	.337	1131	2243	3385	2014	669	1200	426	8523	103.9	+6.8
1990-91	3354	7262	.462	1278	1700	.752	178	573	.311	1131	2187	3318	1998	668	1175	334	8164	99.6	+6.7
1991-92	3408	7095	.480	1329	1744	.762	174	596	.292	1234	2384	3618	2173	594	1256	369	8319	101.5	-1.1
1992-93	3438	7116	.483	1529	2050	.746	245	726	.337	1158	2411	3569	2130	686	1334	384	8650	105.5	-1.3
1993-94	3337	7008	.476	1683	2346	.717	228	723	.315	1284	2533	3817	2163	664	1344	427	8585	105.7	-4.3
1994-95	3299	7050	.468	1580	2233	.708	456	1294	.352	1283	2474	3757	2203	644	1390	489	8634	105.3	-0.2
1995-96	3118	6806	.458	1395	1891	.738	442	1203	.367	1146	2316	3462	2006	588	1334	483	8073	98.5	+4.4
1996-97	2922	6619	.441	1527	2126	.718	479	1379	.347	1110	2368	3478	1880	620	1341	388	7850	95.7	+4.3
1997-98	2984	6800	.439	1669	2281	.732	380	1071	.355	1123	2339	3462	1841	660	1281	423	8017	97.8	+7.7
1998-99	1759	3992	.441	1064	1501	.709	217	652	.332	628	1403	2031	1062	408	716	196	4799	96.0	+3.0
1999-00	2838	6824	.416	1518	2045	.742	372	1142	.326	1007	2531	3538	1597	627	1196	345	7566	92.3	+8.5
2000-01	2983	6815	.438	1595	2114	.754	413	1168	.354	981	2407	3388	1659	619	1073	324	7974	97.2	+3.4
2001-02	2872	6777	.424	1577	2072	.761	399	1259	.317	1016	2526	3542	1643	587	1148	354	7720	94.1	+7.1
2002-03	2976	6725	.443	1622	2133	.760	465	1223	.380	957	2495	3452	1753	644	1190	311	8039	98.0	+2.4
2003-04	2920	6640	.440	1472	1964	.749	420	1247	.337	922	2558	3480	1708	616	1254	308	7732	94.3	+3.9
2004-05	3141	6928	.453	1507	1931	.780	549	1522	.361	1023	2453	3476	2001	627	965	420	8338	101.7	-3.0
2005-06	2945	6547	.450	1585	2123	.747	474	1342	.353	893	2399	3292	1700	536	1158	354	7949	96.9	+2.5
2006-07	3097	6719	.461	1763	2320	.760	523	1462	.358	955	2508	3463	1798	649	1208	409	8480	103.4	-0.1
2007-08	3127	7022	.445	1501	1995	.752	554	1531	.362	988	2521	3509	1793	634	1168	368	8309	101.3	+7.3
2008-09	3050	6825	.447	1454	1931	.753	586	1700	.345	959	2440	3399	1854	635	1275	392	8140	99.3	+7.6
2009-10	3050	6840	.446	1332	1776	.750	520	1585	.328	914	2546	3460	1792	573	1159	363	7952	97.0	+4.7
2010-11	3008	6888	.437	1246	1628	.765	558	1668	.335	1002	2399	3401	1827	585	1116	372	8202	95.4	+6.1
2011-12	2492	5703	.437	901	1215	.742	443	1274	.348	758	1946	2704	1446	556	745	302	6328	95.9	+1.4
2012-13	3253	7180	.453	1167	1594	.732	613	1718	.357	947	2551	3498	1918	696	1061	396	8286	101.0	+1.2





ALL-TIME NUMERICAL ROSTER

LOS ANGELES ERA

00

Calvin Garrett
Benoit Benjamin

0

Orlando Woolridge
Soumaila Samake
Andrew Goudelock

1

Earl Jones
Wes Matthews
Anthony Peeler
Maurice Carter
Caron Butler
William "Smush" Parker
Javaris Crittenton
Jordan Farmar
Joe Smith
Darius Morris

2

Kenny Carr
Rory Sparrow
Anthony Miller
Derek Fisher
Aaron McKie

3

Elmore Smith
Jeff Lamp
Jay Vincent
Sedale Threatt
Devean George
Shammond Williams
Trevor Ariza
Devin Ebanks

4

Adrian Dantley
Byron Scott
Frankie King
Ron Harper
Luke Walton
Antawn Jamison

5

Dick Barnett
Jim McMillian
Tom Abernathy
Jim Price
Eddie Jordan
Duane Cooper
Robert Horry
Ime Udoka
Tierre Brown
Jordan Farmar
Steve Blake

6

Chucky Brown
Eddie Jones
Jelani McCoy
Maurice Evans
Adam Morrison
Josh McRoberts
Earl Clark

7

Kenny Carr
Marty Byrnes
Demetrius Calip
Trevor Wilson
Lester Conner
Derek Strong
Larry Krystkowiak
Sam Jacobson
Isaiah Rider
Brian Cook
Lamar Odom
Ramon Sessions
Darius Johnson-Odom

8

Jim Brewer
Doug Christie
Randolph Keys
Kobe Bryant

9

Jim Chones
Nick Van Exel
Bryon Russell
Chuck Atkins
Laron Profit
Sun Yue
Matt Barnes

10

Corky Calhoun
Norm Nixon
Larry Drew
Tyronn Lue
Lindsey Hunter
Vladimir Radmanovic
Trey Johnson
Steve Nash

11

Frank Selvy
Gail Goodrich
Jim Cleamons
Jim McDaniel
Bo Lamar
Charlie Scott
Bob McAdoo
J.R. Reid
John Celestand
Joe Crispin
Karl Malone
Devin Green
Coby Karl

12

Gene Wiley
Fred Crawford
Pat Riley
Don Chaney
Ronnie Lester
Viade Divac
Jerome Kersey
Derek Harper
Mike Penberthy
Jannero Pargo
Shannon Brown
Dwight Howard

13

Wilt Chamberlain*
Dwight Jones

14

Ray Felix
Hub Reed
Darrall Imhoff
John Tresvant
Leroy Ellis
Brad Holland
David Rivers
Sam Perkins
Stanislav Medvedenko
Ira Newble
Troy Murphy

15

Mel Gibson
Bob Boozer
Henry Finkel
Willie McCarter
Jim Price
Ron Williams
John Roche
Ernie DiGregorio
Ron Carter
Butch Lee
Eddie Jordan
Tony Bobbitt
Metta World Peace

16

John Salley
Pau Gasol

17

Rick Fox
Andrew Bynum

18

Kurt Rambis
Sasha Vujacic

19

Tony Campbell

20

Tom Hawkins
Don Nelson
Dick Garrett
Ernie Killum
Nate Hawthorne
Brian Winters
Don Freeman
Allen Murphy
Cornell Warner
Maurice Lucas
Milt Wagner
Terry Teagle
Danny Young
Rumeal Robinson
Jon Barry
Brian Shaw
Gary Payton
Jumaine Jones
Jodie Meeks

21

Bob Leonard
Bobby Smith
Jim King
Archie Clark
Johnny Egan
Flynn Robinson
Walt Wesley
Cliff Meely
Mack Calvin
Johnny Neumann
Michael Cooper
Ruben Patterson
Kareem Rush
Ronny Turiaf
Josh Powell
Chris Duhon

22

Elgin Baylor*

23

Jim Barnes
Stu Lantz
Lou Hudson
Tony Jackson
Jerome Henderson
Reggie Jordan
Cedric Ceballos
Mario Bennett
Mitch Richmond
Von Wafer

24

Gary Alcorn
Bobby Sims
Ron Horn
John Wetzel
Keith Erickson
Kermit Washington
Ron Boone
Butch Carter
Adrian Branch
Steve Bucknall
George Lynch
Lloyd Daniels
Fred Roberts
Trevor Wilson
George McCloud
Shea Seals
Jim Jackson
Kobe Bryant

25

Leroy Ellis
Gail Goodrich*
Ollie Mack
Alan Hardy
Mitch Kupchak
Keith Owens
Eddie Jones

26

Dan Schayes

27

Jordan Hill

28

DJ Mbenga
Jason Kapono

30

Cliff Anderson
Bill Hewitt
Fred Hetzel
William Turner
Roger Brown
Cornell Warner
Marv Roberts
Brad Davis
Kevin McKenna
Irving Thomas
Alex Blackwell
George Lynch
Kurt Rambis
Tracy Murray

31

Jim Courts
John Trapp
Zelmo Beatty
Spencer Haywood
Kurt Rambis
Mark McNamara
Sam Bowie
Jamal Sampson
Chris Mihm

32

Jim Krebs
Jerry Grote
Bill Bridges
Cazzie Russell
Earvin Johnson*

33

Rod Hundley
Cotton Nash
John Fairchild
Tom Hawkins
Mike Lynn
Travis Grant
Cazzie Russell
Kareem Abdul-Jabbar*

34

John Block
Erwin Mueller
Stan Love
Myles Patrick
Clay Johnson
Petur Gudmundsson
Ray Tolbert
Tony Smith
George Lynch
Shaquille O'Neal*





LOS ANGELES ERA

35

Rudy LaRusso
Rick Roberson
Bill Bridges
Don Ford
Joe Cooper
Billy Ray Bates
Larry Spriggs
Tony Brown
Doug Christie
Joe Kleine
Mark Madsen

37

Metta World Peace

40

Bill McGill
Jerry Chambers
Cliff Anderson
Lucius Allen
Dave Robisch
Mike McGee
Antonio Harvey
Travis Knight
Greg Foster

41

C.J. Kupec
Mitch Kupchak
Swen Nater
Elden Campbell
Glen Rice

42

Walt Hazzard
Connie Hawkins
Lucius Allen
James Edwards
James Worthy*

43

Earl Tatum
Chuck Nevitt
Frank Brickowski
Mychal Thompson
Cliff Robinson
Corie Blount
Brian Cook

44

Jerry West*

45

A.C. Green
Sean Rooks
Derrick Character

49

Melvin McCants

50

Steve Mix
Theo Ratliff
Robert Sacre

52

Ron Johnson
Bob McNeill
Dennis Hamilton
Jay Carty
Happy Hairston
Jamaal Wilkes*
Mike Smrek
Samaki Walker

53

James Edwards

54

Howard Joliff
Mark Landsberger
Jack Haley
Horace Grant
Kwame Brown

55

Wayne Yates
Billy Thompson
Mike Higgins
Jawann Oldham
Brian Grant

73

Dennis Rodman

88

Christian Eyenga

*Includes players who
have appeared in a
reg. season game.*

Numbers as available

MINNEAPOLIS ERA

4

Joe Hutton

10

Herm Schaefer

11

Mike Bloom
Billy Hassett
Lew Hitch
Jim Paxson
Frank Selvy

12

Don Smith
Gene Stump
Ed Beach
Howie Schultz
Jim Holstein
Bobby Watson
Alex "Boo" Ellis

13

Tony Jaros
Jim Holstein
Corky Devlin

14

Earl Gardner
Bud Grant
Paul Walther
Joe Hutton
Larry Foust
Ray Felix

15

Don Carlson
Kevin O'Shea
Joe Hutton
Howie Schultz
Dick Schnittker

16

Johnny Jorgensen
Bob Harrison
Dick Garmaker
Nick Mantis

17

Jim Pollard*
Ron Sobie

18

Ray Ellefson
Arnie Ferrin
Frank Saul
Bob Carney
Don Sunderlage
Chuck Mencil

19

Jack Dwan
Vern Mikkelsen*

20

Ed "Whitey" Kachan
Normie Glick
Bud Grant
Myer "Whitey" Skoog
Tom Hawkins

21

Bob Leonard

22

Don Forman
Slater Martin*
Ron Feiereisel
McCoy Ingram
George Brown
Elgin Baylor

23

Ed Kalafat
Alex "Boo" Ellis

24

Dick Schnittker
Walter Dukes
Bob Smith

27

Art Spoelstra

30

Steve Hamilton
Alex "Boo" Ellis

32

Jim Krebs

33

Bob Williams
Rod Hundley

34

Clyde Lovellette*

35

Rudy LaRusso

44

Chuck Share

50

Bob Burrow
Ed Fleming

70

Ed Flemming
Frank Selvy

89

Clyde Lovellette*

99

George Mikan*





ALL-TIME COLLEGIATE ROSTER

UCLA (18)

Trevor Ariza	2007-09
Kareem Abdul-Jabbar	1975-89
Lucius Allen	1974-77
Matt Barnes	2010-12
Keith Erickson	1968-73
Jordan Farmar	2006-10
Gail Goodrich	1965-68, 70-76
Jack Haley	1991-92
Walt Hazzard	1964-67
Brad Holland	1979-81
Jason Kapono	2011-12
Mike Lynn	1969-70
Tracy Murray	2002-03
Swen Nater	1983-84
Keith Owens	1991-92
Jamal Wilkes	1977-85
Trevor Wilson	1993-94
Jelani McCoy	2001-02

MINNESOTA (14)

Jim Brewer	1980-82
Don Carlson	1948-50
Archie Clark	1966-68
Dick Garmaker	1955-59
Bud Grant	1949-51
Lu Hudson	1977-79
Ron Johnson	1960-61
Sam Jacobson	1998-00
Tony Jaros	1948-51
Ed Kalafat	1954-57
Charles Mencil	1955-57
Whitey Skoog	1951-57
Donald Smith	1948-49
Mychal Thompson	1986-91

NORTH CAROLINA (11)

Steve Bucknall	1989-90
Rick Fox	1997-04
Antawn Jamison	2012-13
Mitch Kupchak	1981-86
George Lynch	1993-96
Bob McAdoo	1981-85
Sam Perkins	1990-93
J.R. Reid	1998-99
Charlie Scott	1977-78
Shammond Williams	2006-07
James Worthy	1982-94

MICHIGAN (9)

Demetrius Calip	1991-92
Alan Hardy	1980-81
Bob Harrison	1949-53
C.J. Kupec	1975-77
Mike McGee	1981-86
Darius Morris	2011-13
Glen Rice	1998-00
Rumeal Robinson	1996-97
Cazzie Russell	1974-77

KENTUCKY (7)

Sam Bowie	1993-95
Bob Burrow	1957-58
Jodie Meeks	2012-present
Cotton Nash	1970-76
Pat Riley	1970-76
Jack Tingle	1948-49
Bobby Watson	1954-55

NOTRE DAME (7)

Adrian Dantley	1977-79
Billy Hassett	1949-50
Tom Hawkins	1959-62, 66-69
Troy Murphy	2011-12
Kevin O'Shea	1950-51
David Rivers	1988-89
Orlando Woolridge	1988-90

CINCINNATI (6)

Corie Blount	1995-99
Tony Bobbitt	2004-05
Jim Holstein	1952-55
Ruben Patterson	1998-99
Rick Roberson	1969-71
Nick Van Exel	1993-98

DEPAUL (6)

Ron Feireisel	1955-56
Johnny Jorgensen	1948-49
Edwin Kachan	1948-49
George Mikan	1948-54, 55-56
Ron Sobie	1959-60
Gene Stump	1949-50

INDIANA (6)

Tom Abernathy	1976-78
Butch Carter	1980-81
Rod Horn	1962-63
Bob Leonard	1956-61
Herm Schaefer	1948-50
Ray Tolbert	1987-88

KANSAS (6)

Bill Bridges	1972-75
Roger Brown	1972-73
Wilt Chamberlain	1968-73
Clyde Lovellette	1953-57
Dave Robisch	1977-79
Walt Wesley	1975-76

LOUISVILLE (6)

Earl Clark	2012-13
Allen Murphy	1976-77
Jim Price	1972-75, 78-79
Billy Thompson	1986-88
Mitt Wagner	1987-88
Samaki Walker	2001-03

MARQUETTE (6)

Jim Chones	1979-81
Darius Johnson-Odom	2012-13
Butch Lee	1979-80
Maurice Lucas	1985-86
Tony Smith	1990-95
Earl Tatum	1976-78

WEST VIRGINIA (6)

Ed Beach	1950-51
Devin Ebanks	2010-13
Rod Hundley	1957-63
Robert Smith	1959-60, 61-62
Jerry West	1960-74
Ron Williams	1975-76

MARYLAND (5)

Steve Blake	2010-present
Adrian Branch	1986-87
Brad Davis	1977-79
Laron Profit	2005-06
Joe Smith	2010-11

OREGON STATE (5)

Jay Carty	1968-69
Lester Conner	1994-95
Mel Counts	1966-70, 72-74
A.C. Green	1985-93, 99-00
Gary Payton	2003-04

SOUTHERN CALIFORNIA (5)

John Block	1966-67
Mack Calvin	1976-77
Duane Cooper	1992-93
Bill Hewitt	1968-70
Cliff Robinson	1991-92

ARIZONA STATE (4)

Mario Bennett	1997-98
Dennis Hamilton	1967-68
Mark Landsberger	1979-83
Byron Scott	1983-93, 96-97

FLORIDA STATE (4)

Tony Jackson	1980-81
George McCloud	1996-97
Irving Thomas	1990-91
Von Wafer	2005-06

ILLINOIS (4)

Brian Cook	2003-07
Dan Freeman	1975-76
Derek Harper	1998-99
Don Sunderlage	1954-55

JACKSON STATE (4)

Lindsey Hunter	2001-02
McCoy Ingram	1957-58
Trey Johnson	2010-11
Cornell Warner	1975-77

MICHIGAN STATE (4)

Shannon Brown	2009-11
Earvin Johnson	1979-91, 95-96
Anthony Miller	1994-96
Jay Vincent	1989-90

MISSOURI (4)

Larry Drew	1989-91
Clay Johnson	1981-83
Anthony Peeler	1992-96
Kareem Rush	2002-05

NORTH CAROLINA STATE (4)

Chucky Brown	1991-92
Kenny Carr	1977-80
Chuck Nevitt	1984-86
Josh Powell	2008-10

OHIO STATE (4)

Tony Campbell	1987-89
Jim Clemons	1971-72
Jim Jackson	2005-06
Dick Schittker	1953-58

ARIZONA (3)

Sean Rooks	1996-99
Luke Walton	2003-12
Jordan Hill	2011-present

ARKANSAS (3)

Tony Brown	1990-91
Joe Kleine	1996-97
Jannero Pargo	2002-04

CALIFORNIA (3)

Darrall Imhoff	1964-68
Mark McNamara	1988-90
Jamal Sampson	2003-04

DAYTON (3)

Henry Finkel	1966-67
Johnny Horan	1955-56
Jim Paxson	1956-57

GEORGIA TECH (3)

Jon Barry	1997-98
Javaris Crittenton	2007-08
John Salley	1999-00

GONZAGA (3)

Adam Morrison	2009-10
Robert Sacre	2012-present
Ronny Turiaf	2005-08

IOWA (3)

Connie Hawkins	1973-75
Ronnie Lester	1984-86
Don Nelson	1963-65

HAMLIN (3)

Joe Hutton	1950-52
Vern Mikkelsen	1949-59
Howie Schultz	1951-53

KANSAS STATE (3)

Bob Boozer	1965-66
Lew Hitch	1951-53, 54-56
Mitch Richmond	2001-02

KENTUCKY STATE (3)

Bill Ray Bates	1982-83
Travis Grant	1972-74
Elmore Smith	1973-75

NIAGARA (3)

Boo Ellis	1958-60
Bo Erias	1957-58
Ed Fleming	1957-60

SEATTLE (3)

Elgin Baylor	1958-72
John Tresvant	1969-71
Jawann Oldham	1989-90

TEMPLE (3)

Mike Bloom	1948-49
Eddie Jones	1994-99
Aaron McKie	2005-07

TEXAS (3)

Maurice Evans	2006-07
Slater Martin	1949-56
Chris Mihm	2004-09

UTAH (3)

Jerry Chambers	1966-67
Arnie Ferrin	1948-51
Bill McGill	1964-65

UTEP (3)

Jim Barnes	1966-68
Derrick Character	2010-12
Greg Foster	2000-01



ALL-TIME COLLEGIATE ROSTER



WYOMING (3)

John Pilch 1951-52
 Theo Ratliff 2010-11
 Flynn Robinson 1971-73

BYU (2)

John Fairchild 1965-66
 Fred Roberts 1995-96

CLEMSON (2)

Elden Campbell 1990-99
 Horace Grant 2000-01, 03-04

COLORADO (2)

Joe Cooper 1982-83
 Cliff Meely 1975-76

CONNECTICUT (2)

Caron Butler 2004-05
 Travis Knight 1996-97, 98-00

CREIGHTON (2)

Benoit Benjamin 1992-93
 Kevin McKenna 1981-82

DUKE (2)

Chris Duhon 2012-13
 Josh McRoberts 2011-12

HOUSTON (2)

Don Chaney 1976-78
 Dwight Jones 1982-83

LOUISIANA STATE (2)

Maurice Carter 2003-04
 Shaquille O'Neal 1996-04

LOYOLA MARYMOUNT (2)

Normie Glick 1949-50
 Jerry Grote 1964-65

NEBRASKA (2)

Stu Lantz 1974-76
 Tyrron Lue 1998-01

MIAMI, OH (2)

Ron Harper 1999-01
 Ira Newble 2007-08

NEW MEXICO (2)

Michael Cooper 1978-90
 Jerome Henderson 1985-86

NEW YORK UNIVERSITY (2)

Donnie Forman 1948-49
 Happy Hairston 1969-75

PEPPERDINE (2)

Doug Christie 1992-94
 Bob Sims 1961-62

PENN STATE (2)

Frank Brickowski 1986-87
 Joe Crispin 2001-02

PROVIDENCE (2)

Ernie DiGregorio 1977-78
 John Egan 1968-70

ST. JOHNS (2)

Metta World Peace 2009-13
 Leroy Ellis 1962-66, 71-73

ST. JOSEPH'S (2)

Cliff Anderson 1967-69
 Bob McNeil 1961-62

SANTA CLARA (2)

Steve Nash 2012-present
 Kurt Rambis 1981-88, 93-95

SETON HALL (2)

Walter Dukes 1956-57
 Frank Saul 1951-54

SOUTH CAROLINA (2)

John Roche 1975-76
 Brian Winters 1974-75

SOUTHERN ILLINOIS (2)

Dick Garrett 1969-70
 Nate Hawthorne 1973-74

STANFORD (2)

Mark Madsen 2000-03
 Jim Pollard 1948-55

SYRACUSE (2)

Marty Byrnes 1979-80
 Dan Schayes 1993-94

TULSA (2)

Jim King 1963-66
 Shea Seals 1997-98

UCSB (2)

Don Ford 1975-80
 Brian Shaw 1999-03

UNLV (2)

Isaiah Rider 2000-01
 John Trapp 1971-73

VILLANOVA (2)

John Celestand 1999-00
 Rory Sparrow 1991-92

WASHINGTON (2)

James Edwards 1977-78, 92-94
 Petur Gudmundsson 1985-86

WESTERN CAROLINA (2)

Mel Gibson 1963-64
 Frankie King 1995-96

WESTERN KENTUCKY (2)

Jim McDaniels 1975-76
 Art Spoelstra 1957-58

XAVIER (2)

Brian Grant 2004-05
 Derek Strong 1995-96

AKRON (1)

Bill Turner 1972-73

ALABAMA (1)

Robert Horry 1996-03

AMERICAN (1)

Kermit Washington 1973-78

ARKANSAS LITTLE ROCK (1)

Derek Fisher 1996-2004, 07-12

AUBURN (1)

Myles Patrick 1980-81

AUGSBURG (1)

Devean George 1999-06

BAYLOR (1)

Terry Teagle 1990-92

BOISE STATE (1)

Coby Karl 2007-08

BOWLING GREEN STATE (1)

Charlie Share 1959-60

BRADLEY (1)

Robert Carney 1954-55

CAL-STATE FULLERTON (1)

Cedric Ceballos 1994-97

CAL-STATE LONG BEACH (1)

Bryon Russell 2003-04

CANISIUS (1)

Mike Smrek 1986-88

COLLEGE OF CHARLESTON (1)

Andrew Goudelock 2011-13

COLUMBIA (1)

Jim McMillian 1971-73

DARTMOUTH (1)

Rudy LaRusso 1959-67

DAVIDSON (1)

Fred Hetzel 1970-71

DEPAUW (1)

Earl Gardner 1948-49

DETROIT (1)

Spencer Haywood 1979-80

DISTRICT OF COLUMBIA (1)

Earl Jones 1984-85

DRAKE (1)

Willie McCarter 1969-71

DUQUESNE (1)

Norm Nixon 1977-83

EAST CAROLINA (1)

Oliver Mack 1979-80

FLORIDA A&M (1)

Bob Williams 1955-57

FRESNO STATE (1)

Gary Alcorn 1960-61

FORDHAM (1)

William Parker 2005-07

FURMAN (1)

Frank Selvy 1957-58, 59-64

GEORGE WASHINGTON (1)

Walter Devlin 1957-58

GEORGIA (1)

Jumaine Jones 2004-05

HAMLIN (1)

Jim Fritsche 1953-54

HAMPTON (1)

Devin Green 2005-06

HOWARD (1)

Larry Spriggs 1983-86

IDAHO STATE (1)

Ron Boone 1978-80

LA SALLE (1)

Larry Foust 1957-59

LONG ISLAND (1)

Ray Felix 1959-62

LONGWOOD (1)

Jerome Kersey 1996-97

LOUISIANA TECH (1)

Karl Malone 2003-04

LOYOLA (CHICAGO) (1)

Jack Dwan 1948-49

THE MASTERS COLLEGE (1)

Mike Penberthy 2000-02

MCNEESE STATE (1)

Tierre Brown 2004-05

MEMPHIS STATE (1)

Wayne Yates 1961-62

MISSISSIPPI (1)

Johnny Neumann 1976-77

MONMOUTH (1)

Alex Blackwell 1992-93

MONTANA (1)

Larry Krystkowiak 1996-97

MOREHEAD STATE (1)

Steve Hamilton 1958-60

MT. SAN ANTONIO (1)

Lloyd Daniels 1994-95

NEVADA-RENO (1)

Ramon Sessions 2011-12

NEW MEXICO STATE (1)

Reggie Jordan 1993-94

NORTHERN COLORADO (1)

Mike Higgins 1989-90

NORTHWESTERN (1)

Nick Mantis 1959-60

OHIO (1)

Howard Joliff 1960-63

OKLAHOMA CITY (1)

Hub Reed 1963-64

ORAL ROBERTS (1)

Calvin Garrett 1983-84

OREGON (1)

Stan Love 1973-75

PENNSYLVANIA (1)

Corky Calhoun 1974-76

PFEIFFER (1)

Antonio Harvey 1993-95

PORTLAND STATE (1)

Ime Udoka 2003-04





ALL-TIME COLLEGIATE ROSTER / D-LEAGUE EXPERIENCE

PRAIRE VIEW A&M (1)

Zelmo Beatty 1974-75

PURDUE (1)

Mel McCants 1989-90

RHODE ISLAND (1)

Lamar Odom 2004-11

RUTGERS (1)

Eddie Jordan 1980-84

SAN FRANCISCO (1)

Erwin Mueller 1967-68

SE OKLAHOMA STATE (1)

Dennis Rodman 1998-99

SOUTH FLORIDA (1)

Chucky Atkins 2004-05

SOUTHERN METHODIST (1)

James Krebs 1957-64

SOUTHERN MISSISSIPPI (1)

Randolph Keys 1994-95

SW LOUISIANA (1)

Dwight Lamar 1976-77

ST. BONAVENTURE (1)

Fred Crawford 1967-69

STETSON (1)

Ernie Killum 1970-71

TENNESSEE (1)

Lefty Walther 1949-50

TENNESSEE STATE (1)

Dick Barnett 1962-65

TOLEDO (1)

Steve Mix 1982-83

UTAH STATE (1)

Marv Roberts 1976-77

VIRGINIA (1)

Jeff Lamp 1987-89

VIRGINIA TECH (1)

John Wetzel 1967-68

VMI (1)

Ron Carter 1978-79

WAYNE STATE (1)

George Brown 1957-58

WEST TEXAS A&M (1)

Ray Ellefson 1948-49

WEST VIRGINIA TECH (1)

Sedale Threatt 1991-96

WICHITA STATE (1)

Gene Wiley 1962-66

WISCONSIN (1)

Wes Matthews 1986-88

ALL-TIME LAKERS WITH NBA DEVELOPMENT LEAGUE EXPERIENCE

The NBA Development League, founded in 2001, is the NBA's official minor league. Featuring 17 teams with direct affiliations to NBA franchises, the NBA D-League is a proven developer of talent. At the end of the 2012-13 season, 132 current NBA players had NBA D-League experience. In 2006, the Lakers became the first NBA team to own and operate a D-League franchise, the Los Angeles D-Fenders.

Matt Barnes	Javaris Crittenton	Trey Johnson	Soumaila Samake
Tony Bobbitt	Devin Ebanks	Darius Johnson-Odom*	Shea Seals
Shannon Brown	Christian Eyenga*	Jelani McCoy*	Ramon Sessions
Tierre Brown	Jordan Farmar*	Darius Morris*	Sun Yue*
Derrick Character	Andrew Goudelock*	Smush Parker	Von Wafer
Maurice Carter	Devin Green*	Josh Powell	Ime Udoka
Earl Clark	Coby Karl*	Robert Sacre*	



ALL-TIME CAREER LEADERS



POINTS

Kobe Bryant	31,617
Jerry West	25,192
Kareem Abdul-Jabbar	24,176
Elgin Baylor	23,149
Earvin Johnson	17,707
James Worthy	16,320
Shaquille O'Neal	13,895
Gail Goodrich	13,044
Byron Scott	12,780
Jamaal Wilkes	10,601

GAMES PLAYED

Kobe Bryant	1,239
Kareem Abdul-Jabbar	1,093
Jerry West	932
James Worthy	926
Derek Fisher	915
Earvin Johnson	906
Michael Cooper	873
Elgin Baylor	846
Byron Scott	846
A.C. Green	735

MINUTES PLAYED

Kobe Bryant	45,390
Kareem Abdul-Jabbar	37,492
Jerry West	36,571
Elgin Baylor	33,863
Earvin Johnson	33,245
James Worthy	30,001
Byron Scott	25,533
Michael Cooper	23,635
Derek Fisher	23,211
Gail Goodrich	21,765

ASSISTS

Earvin Johnson	10,141
Jerry West	6,238
Kobe Bryant	5,887
Norm Nixon	3,846
Michael Cooper	3,666
Kareem Abdul-Jabbar	3,652
Elgin Baylor	3,650
Gail Goodrich	2,863
James Worthy	2,791
Nick Van Exel	2,749

STEALS

Kobe Bryant	1,828
Earvin Johnson	1,724
James Worthy	1,041
Byron Scott	1,038
Michael Cooper	1,033
Kareem Abdul-Jabbar	983
Derek Fisher	968
Norm Nixon	868
Jamaal Wilkes	706
A.C. Green	657

BLOCKED SHOTS

Kareem Abdul-Jabbar	2,694
Shaquille O'Neal	1,278
Elden Campbell	1,022
Vlade Divac	834
Andrew Bynum	628
James Worthy	624
Kobe Bryant	619
Elmore Smith	609
Michael Cooper	523
Pau Gasol	515

FIELD GOALS MADE

Kobe Bryant	11,024
Kareem Abdul-Jabbar	9,935
Jerry West	9,016
Elgin Baylor	8,693
James Worthy	6,878
Earvin Johnson	6,211
Shaquille O'Neal	5,462
Byron Scott	5,126
Gail Goodrich	5,107
Jamaal Wilkes	4,533

FIELD GOALS ATTEMPTED

Kobe Bryant	24,301
Elgin Baylor	20,171
Jerry West	19,032
Kareem Abdul-Jabbar	17,520
James Worthy	13,024
Earvin Johnson	11,951
Gail Goodrich	11,098
Byron Scott	10,461
Shaquille O'Neal	9,498
Vern Mikkelsen	8,812

FREE THROWS MADE

Kobe Bryant	7,932
Jerry West	7,160
Elgin Baylor	5,763
Earvin Johnson	4,960
Kareem Abdul-Jabbar	4,305
George Mikan	3,068
Shaquille O'Neal	2,971
Vern Mikkelsen	2,969
Gail Goodrich	2,830
James Worthy	2,447

FREE THROWS ATTEMPTED

Kobe Bryant	9,468
Jerry West	8,801
Elgin Baylor	7,391
Earvin Johnson	5,850
Kareem Abdul-Jabbar	5,842
Shaquille O'Neal	5,572
George Mikan	3,924
Vern Mikkelsen	3,874
Gail Goodrich	3,466
James Worthy	3,184

3-PT FG MADE

Kobe Bryant	1,637
Derek Fisher	846
Nick Van Exel	750
Byron Scott	595
Eddie Jones	489
Rick Fox	480
Michael Cooper	428
Metta World Peace	385
Sasha Vujacic	363
Lamar Odom	360

3-PT FG ATTEMPTED

Kobe Bryant	4,879
Derek Fisher	2,255
Nick Van Exel	2,062
Byron Scott	1,595
Rick Fox	1,390
Eddie Jones	1,294
Michael Cooper	1,260
Metta World Peace	1,130
Lamar Odom	1,090
Earvin Johnson	1,074

FG % (MIN. 1,000 FGM)

Wilt Chamberlain	2360-3902	.605
Shaquille O'Neal	5462-9498	.575
Andrew Bynum	1823-3221	.566
Kareem Abdul-Jabbar	9935-17520	.567
Kurt Rambis	1099-1998	.550
Pau Gasol	2562-4838	.530
James Worthy	6878-13204	.521
Earvin Johnson	6211-11951	.520
Mike McGee	1077-2075	.519
Cedric Ceballos	1169-2263	.517

3-PT FG % (MIN. 250 3FGA)

Vladimir Radmanovic	195-488	.400
Brian Cook	162-413	.392
Jermaine Jones	102-261	.391
Chucky Atkins	176-455	.387
Anthony Peeler	249-651	.382
Steve Blake	198-522	.379
Eddie Jones	489-1294	.378
Glen Rice	137-364	.376
Derek Fisher	846-2255	.375
Byron Scott	595-1596	.373

FT % (MIN. 200 FTM)

Cazzie Russell	421-480	.877
Sasha Vujacic	282-322	.876
Glenn Rice	423-486	.870
Caron Butler	275-319	.862
Stu Lantz	225-265	.849
Earvin Johnson	4960-5850	.848
Johnny Egan	303-361	.839
Kobe Bryant	7932-9468	.838
Byron Scott	1933-2320	.833
Michael Cooper	1273-1529	.833

REBOUNDS

Elgin Baylor	11,463
Kareem Abdul-Jabbar	10,279
Kobe Bryant	6,575
Earvin Johnson	6,559
Wilt Chamberlain	6,524
Shaquille O'Neal	6,090
Vern Mikkelsen	5,940
A.C. Green	5,632
Rudy LaRusso	5,571
Jerry West	5,376

OFF. REBOUNDS (SINCE 1973-74)

Kareem Abdul-Jabbar	2,494
A.C. Green	2,089
Shaquille O'Neal	1,957
Earvin Johnson	1,601
James Worthy	1,561
Vlade Divac	1,438
Kobe Bryant	1,430
Elden Campbell	1,207
Lamar Odom	1,149
Pau Gasol	1,128

DEF. REBOUNDS (SINCE 1973-74)

Kareem Abdul-Jabbar	7,785
Kobe Bryant	5,145
Earvin Johnson	4,958
Shaquille O'Neal	4,133
Lamar Odom	3,757
A.C. Green	3,543
James Worthy	3,147
Vlade Divac	3,107
Pau Gasol	2,532
Elden Campbell	2,397





13 WILT CHAMBERLAIN

“THE BIG DIPPER”

Member of Lakers 1971-72 championship team that won an NBA-record 33 consecutive games and a then-NBA record 69 contests overall (averaged 14.8 points and a team-leading 19.2 rebounds that season) ... Named Most Valuable Player of the 1972 NBA Finals when he averaged 14.7 points and 21.0 rebounds ... Led NBA in rebounding in 11 seasons (four with Lakers) ... Averaged a Los Angeles franchise-record 21.1 rebounds in 1968-69 ... Averaged 18+ rebounds four times with Lakers (21.1, 19.2, 18.6, 18.2) ... Appeared in 13 NBA All-Star games ... Enshrined in Naismith Memorial Basketball Hall of Fame in 1979 ... Averaged an NBA-record 50.4 points during the 1961-62 campaign ... Scored 50+ points on 118 occasions ... Led NBA in both scoring and rebounding (same season) five times ... Earned NBA Most Valuable Players honors four times ... Was named one of the 50 Greatest Players in NBA History during the league's 50th anniversary season in 1996-97 ... Ranks first overall among the club's career field goal percentage leaders (.605) ... Number was retired on November 9, 1983.



22 ELGIN BAYLOR

Ranks among all-time franchise leaders in numerous categories, including rebounds (1st, 11,463), points (4th, 23,149) and assists (7th, 3,650) ... Scored a then single-game Los Angeles franchise record 71 points November 15, 1960 @ New York (2nd highest total in franchise history) ... 11-time NBA All-Star ... Co-MVP of the 1959 All-Star Game ... Member of the All-NBA First Team on 10 occasions ... Named NBA Rookie of the Year in 1959 ... Scored an NBA Finals record 61 points April 14, 1962 @ Boston ... Inducted into the Naismith Memorial Basketball Hall of Fame in 1977 ... Averaged over 30.0 points and 14.0 rebounds in three seasons during his career ... Led the Lakers in rebounding for seven consecutive seasons (1958-59 through 1964-65), a club record ... Averaged a franchise-record 38.3 points during the 1961-62 season ... Led the Lakers in scoring six different seasons, including three straight years (1958-59 – 1960-61) ... Averaged 27.4 points and 13.5 rebounds in 846 games overall during his career ... Was named one of the 50 Greatest Players in NBA History during the league's 50th anniversary season in 1996-97 ... Number was retired on November 9, 1983.



25 GAIL GOODRICH

Ranks among all-time club leaders in several categories including total points (8th, 13,044), assists (8th, 2,863) and free throws made (9th, 2,830) ... Member of the Lakers 1971-72 NBA Championship team that won a professional sports-record 33 consecutive games ... Member of the 1973-74 All-NBA First Team ... Led the Lakers in scoring four consecutive seasons (1971-72 through 1974-75), joining George Mikan, Jerry West, Kareem Abdul-Jabbar, Shaquille O'Neal and Kobe Bryant as the only players to accomplish this feat ... Led the Lakers in total assists three straight seasons (1973-74 through 1975-76) ... Was inducted into the Naismith Memorial Basketball Hall of Fame in 1996 ... Appeared in four consecutive All-Star Games during his tenure with the Lakers (1972, 1973, 1974, 1975) ... Number was retired on November 20, 1996.



32 EARVIN JOHNSON

“MAGIC”

Ranked 1st on NBA's all-time assist chart (10,141) at time of retirement ... Led NBA in assists five straight seasons (1982-87), highlighted by a career-high / single-season club record 13.1 assists in 1983-84 ... Handed out a team single-game record 24 assists three times, including once during the playoffs (NBA playoff record) ... Selected first overall by the Lakers in the 1979 NBA Draft ... Registered 138 career triple-doubles, most in NBA history ... Five-time NBA Champion with the Lakers (1980, 1982, 1985, 1987, 1988) ... Appeared in nine NBA Finals during 13-year career ... Lakers averaged 59 wins per season during his career ... Three-time NBA Most Valuable Player (1987, 1989, 1990) ... Three-time NBA Finals MVP (1980, 1982, 1987) ... Nine-time All-NBA First Team ... 12-time NBA All-Star ... Two-time All-Star Game Most Valuable Player (1990, 1992) ... Led NBA in free throw percentage in 1988-89 (.911) ... Led NBA in steals twice (1981, 1982) ... Named one of the 50 Greatest Players in NBA History during the league's 50th anniversary season in 1996-97 ... Number was retired on February 16, 1992 ... Enshrined in the Naismith Memorial Basketball Hall of Fame in 2002.





33 KAREEM ABDUL-JABBAR

“THE CAPTAIN”

NBA's all-time leading scorer (38,387) ... Led Lakers in scoring a club-record 11 consecutive seasons (1975-86) ... Averaged 20+ points in each of first 17 NBA seasons and double figures each of his 20 campaigns (14 with Lakers) ... Ranks among NBA all-time leaders in numerous categories, including games played (2nd, 1,560), minutes (1st, 57,446), rebounds (3rd, 17,440) and blocked shots (3rd, 3,189) ... Six-time NBA Champion (five with Lakers, one with Milwaukee) ... Six-time NBA Most Valuable Player (most in NBA history) ... Scored in double figures in a then NBA record 787 consecutive games 12/4/77 thru 12/2/87 - 2nd all-time behind Jordan (866) ... NBA Rookie of the Year (1970) ... Two-time NBA Finals Most Valuable Player (1971, 1985) ... All-NBA First Team 10 times ... 19-time NBA All-Star ... NBA All Defensive First Team five times ... Led the NBA in blocked shots four times ... Was named one of the 50 Greatest Players in NBA history during the league's 50th anniversary season in 1996-97 ... Number was retired on March 20, 1989 ... Enshrined in the Naismith Memorial Basketball Hall of Fame in 1995.



34 SHAQUILLE O'NEAL

NBA Most Valuable Player, NBA Finals MVP and All-Star game MVP in 1999-2000 ... Four-time NBA champion (3 with Lakers) ... Three-time NBA Finals MVP (2000, 2001, 2002) ... 15-time NBA All-Star (7 with Lakers) ... Three-time NBA All-Star Game MVP ... 14-time All-NBA (First Team (8), Second Team (2), Third Team (4)) ... Three-time All-Defensive Second Team ... Two-time NBA scoring champion (1995, 2000) ... 1992-93 NBA Rookie of the Year ... At time of retirement, ranked among NBA all-time leaders in points (6th, 28,596), FG% (3rd, .5823), rebounds (14th, 13,099) and blocks (7th, 2,732) ... Ranks among franchise leaders in points (7th, 13,895), rebounds (6th, 6090), blocks (2nd, 1,278) and FG% (2nd, .575) ... Led NBA in FG% 10 times ... Led Lakers in scoring five times (career-best 29.7 ppg in 1999-2000) ... Led Lakers in blocks eight straight seasons (1996-2004) ... One of six Lakers to score 60+ points in a game ... 1996 Olympic gold medalist (Atlanta) ... Was named one of the 50 Greatest Players in NBA history during the league's 50th anniversary season in 1996-97 ... Number was retired on April 2, 2013.



42 JAMES WORTHY

“BIG GAME JAMES”

Named Most Valuable Player of the 1988 NBA Finals (22.0 points, 7.4 rebounds, 4.4 assists) ... Registered a triple-double in Game 7 of the 1988 NBA Finals (36 points, 16 rebounds, 10 assists) ... Was the first overall pick in the 1982 NBA Draft ... Member of three NBA championship teams with the Lakers (1985, 1987, 1988) ... Seven-time NBA All-Star ... Averaged 20-plus points on four occasions ... Led the Lakers in scoring in 1990-91 ... Ranks among all-time Los Angeles franchise leaders in several categories, including scoring (6th, 16,320), steals (3rd, 1,041) and field goal percentage (7th, .521) ... Averaged 21.1 points in 143 career playoff games (.544FG%) ... Member of the All-NBA Third Team on two occasions ... Field goal percentage eclipsed .530 each of his first eight seasons in the NBA ... 12-year NBA veteran (all with the Lakers) ... Was named one of the 50 Greatest Players in NBA history during the league's 50th anniversary season in 1996-97 ... Number was retired on December 10, 1995 ... Inducted into the Naismith Memorial Basketball Hall of Fame in 2003.



44 JERRY WEST

“MR. CLUTCH”

Career scoring average (27.0) ranks 5th all-time in NBA history ... Playoff scoring average (29.1) ranks 3rd all-time in NBA annals ... 2nd on Lakers all-time scoring list (25,192) ... Led the Lakers in scoring seven different seasons, highlighted by a career-best 31.3 during the 1965-66 campaign ... Member of the All-NBA First Team on 10 occasions ... Member of the NBA's All-Defensive First Team four times ... 14-time NBA All-Star (All-Star Game MVP in 1972) ... Member of the Lakers' 1972 NBA championship team ... Named Most Valuable Player of the 1969 NBA Finals ... Established an NBA record by scoring 20-plus points in 25 consecutive NBA Finals games - since broken by Michael Jordan (35) ... Holds the NBA record for most free throws made in a single season (840 in 1965-66) ... Holds the NBA record for highest scoring average in a single playoff series (46.3 in 1965 six-game series vs. Baltimore) ... Was the first-ever draft choice in L.A. Lakers history (second pick overall in the 1960 NBA Draft) ... Led the NBA in assists during the 1971-72 campaign (9.7) ... Inducted into the Naismith Memorial Basketball Hall of Fame in 1980 ... 14-year NBA veteran (all with Lakers) ... Was named one of the 50 Greatest Players in NBA history during the league's 50th anniversary season in 1996-97 ... Number was retired on November 9, 1983.





52 JAMAAL WILKES

“SILK”

Ranks among all-time Lakers franchise leaders in several categories including points (10th, 10,601), field goals (10th, 4,533) and steals (9th, 706) ... Member of four NBA championship teams (three with Lakers (1980, 1982, 1985) and one with Golden State (1975)) ... Posted 37 points and 10 rebounds against Philadelphia in the historic series clinching Game 6 of the 1980 NBA Finals ... Three-time NBA All-Star (1976, 1981, 1983) ... In his rookie season, averaged 14.2 points, 8.2 rebounds and 1.3 blocks, earning him the 1974-75 NBA Rookie of the Year award ... Averaged 18.4 points in eight seasons with the Lakers, averaging at least 20 points per game in three straight seasons from 1979-80 through 1981-82 ... Member of the NBA's All-Defensive Second Team twice (1976 and 1977) ... Was inducted in the Naismith Memorial Basketball Hall of Fame in 2012 ... Number was retired on December 28, 2012.

JOHN KUNDLA



Honored as "One of the Top 10 Coaches in NBA History" by the NBA ... Joined the Lakers for the 1947-48 NBL season and won championship with a 43-17 record in first year ... After merger of Minneapolis into NBA, guided Lakers to five championships in team's first six NBA seasons ... Ranks third among Lakers coaches in victories (423) behind Pat Riley and Phil Jackson ... Enshrined into the Naismith Memorial Basketball Hall of Fame in 1995.

CLYDE LOVELLETTE



The first basketball player in history to play on an NCAA, Olympic and NBA Championship team ... Member of three NBA championship teams including the 1954 Lakers ... Three-time NBA All-Star (once with Lakers) and a two-time All-NBA Second Team selection (once with Lakers in 1956) ... Led Lakers in scoring in 1956 (21.5) and 1957 (20.8) ... Led team in rebounding in 1955 (11.5), 1956 (14.0) and 1957 (13.4) ... Led team in FG% from the 1953-54 season through 1956-57 ... Was enshrined as a player in the Naismith Memorial Basketball Hall of Fame in 1988.

JIM POLLARD



Known as "The Kangaroo Kid" ... Signed with Minneapolis Lakers in 1947 ... Member of the Lakers 1948 championship team as well as the NBA championship teams of 1949, 1950 and 1952-54 ... Four-time NBA All-Star ... Two-time All-NBA first team member ... Two-time All-NBA second team member ... Ranked in the NBA's top 10 in assists (8th/3.8) and points (10th/14.7) in 1949-50 ... Ranked 10th in the NBA in scoring (15.5) in 1951-52 ... Enshrined in the Naismith Memorial Basketball Hall of Fame in 1978.



SLATER MARTIN



Slater "Dugie" Martin ... Selected by Minneapolis in the 1949 BAA Draft ... Member of the Lakers NBA championship teams in 1950 and 1952-54 ... Five-time selection to the All-NBA second team (twice with Lakers) ... Seven-time All-Star (five with Lakers) ... Led the Lakers in assists from the 1951-52 season through 1955-56 ... Enshrined in the Naismith Memorial Basketball Hall of Fame in 1982.

GEORGE MIKAN



All-NBL first team (1947-48) ... NBL Most Valuable Player in 1948 ... Six-time All NBA First Team (1949-54) ... Four-time NBA All-Star ... Led Minneapolis to 1948 NBL Championship and NBA Championships in 1949, 1950 and 1952-54 ... Led the NBA in scoring in 1949 (28.3), 1950 (27.4) and 1951 (28.4) while leading the team in scoring in 1952-54 ... Led team in assists in 1949 and 1951 ... Twice led the NBA in rebounding in 1952 (13.5) and 1953 (14.4) ... Elected to the Naismith Memorial Basketball Hall of Fame in 1959 ... Member of the NBA's 25th and 35th Anniversary All-Time Teams and in 1996, was named "One of the 50 Greatest Players in NBA History" by the NBA.

VERN MIKKELSEN



First round draft pick of Minneapolis ... Won four NBA Championships with the Lakers (1950, 1952-54) ... Named All-NBA second team (1951-53, 1955) ... Six-time NBA All-Star ... Led team in scoring in 1955 (18.7) and 1958 (17.3) ... Led team in FG% in 1951-52 and 1952-53 and FT% in 1958-59 ... Elected to the Naismith Memorial Basketball Hall of Fame in 1995.



1948-49 MINNEAPOLIS LAKERS



44-16 - 2ND IN WESTERN DIVISION

Head Coach: John Kundla
Standing: Donnie Forman, Herm Schaefer, Don Carlson, Don Smith, Tony Jaros, Johnny Jorgensen, Earl Gardner, Arnie Ferrin, Jack Dwan, Jim Pollard, George Mikan

Not pictured: Mike Bloom, Ray Ellefson, Whitey Kachan, Jack Tingle

NBA Champions

1948-49 REGULAR SEASON STATISTICS / GAME-BY-GAME RESULTS

	G	FGM	FGA	Pct.	FTM	FTA	Pct.	Ast.	PF	SCORING		
										Pts.	Avg.	
Mikan	60	583	1403	.416	532	689	.772	218	260	1698	28.3	
Pollard	53	314	792	.396	156	227	.687	142	144	784	14.8	
Schaefer	58	214	572	.374	174	213	.817	185	121	602	10.4	
Carlson	55	211	632	.334	86	130	.662	170	180	508	9.2	
Ferrin	47	130	378	.344	85	128	.664	76	142	345	7.3	
Jaros	59	132	385	.343	79	110	.718	58	114	343	5.8	
Dwan	60	121	380	.318	34	69	.493	129	157	276	4.6	
Forman	44	68	231	.294	43	67	.642	74	94	179	4.1	
Jorgensen	48	41	114	.360	24	33	.727	33	68	106	2.2	
Gardner	50	38	101	.376	13	28	.464	19	50	89	1.8	
Bloom*	24	13	92	.141	29	40	.725	15	22	55	2.3	
Kachan†	19	16	42	.381	15	22	.682	12	24	47	2.5	
Smith	8	2	13	.154	2	3	.667	2	6	6	0.8	
Tingle	2	1	6	.167	0	0	-	1	2	2	1.0	
Ellefson	3	1	5	.200	0	0	-	0	2	2	0.7	

*Finished season with another team. †Totals with Lakers only.

DATE	OPPONENT	BOX SCORE	W / L	DATE	OPPONENT	BOX SCORE	W / L
Nov. 4	@ Baltimore	W 84-72	1-0	Feb. 3	@ Philadelphia	W 78-76	29-10
Nov. 6	@ Washington	L 62-67	1-1	Feb. 6	Rochester	L 74-85	29-11
Nov. 9	@ Boston	L 55-77	1-2	Feb. 10	New York	W 95-75	30-11
Nov. 11	@ New York	W 77-68	2-2	Feb. 11	@ Chicago	L 97-105	30-12
Nov. 13	@ Providence	W 90-67	3-2	Feb. 13	Baltimore	W 91-74	31-12
Nov. 14	@ Rochester	L 75-92	3-3	Feb. 16	Chicago	W 90-71	32-12
Nov. 17	Boston	L 72-74	3-4	Feb. 18	@ Boston	W 85-71	33-12
Nov. 19	@ Chicago	W 85-81	4-4	Feb. 19	@ Providence	W 94-80	34-12
Nov. 21	Baltimore	W 94-81	5-4	Feb. 22	@ New York	W 101-74	35-12
Nov. 23	@ Indianapolis	W 88-82	6-4	Feb. 24	Fort Wayne	W 77-73	36-12
Nov. 24	Providence	W 117-89	7-4	Feb. 26	@ Baltimore	W 115-114 (2OT)	37-12
Nov. 27	@ St. Louis	W 87-71	8-4	Feb. 27	@ Fort Wayne	L 50-74	37-13
Nov. 28	Philadelphia	W 88-67	9-4	Mar. 3	@ Indianapolis	W 82-79	38-13
Nov. 30	Boston at Chicago	W 94-84	10-4	Mar. 6	Providence	W 68-59	39-13
Dec. 1	@ Fort Wayne	L 74-84	10-5	Mar. 9	Boston	W 74-67	40-13
Dec. 4	@ Chicago	L 100-104	10-6	Mar. 10	@ St. Louis	L 71-88	40-14
Dec. 5	St. Louis	W 78-68	11-6	Mar. 12	Indianapolis at Chicago	W 97-69	41-14
Dec. 8	Washington	L 83-94	11-7	Mar. 13	New York	W 90-90	42-14
Dec. 10	@ Rochester	W 96-75	12-7	Mar. 16	@ Washington	L 72-85	42-15
Dec. 12	Rochester	W 67-58	13-7	Mar. 17	@ Baltimore	L 67-101	42-16
Dec. 15	Indianapolis	W 79-61	14-7	Mar. 19	@ Rochester	W 99-85	43-16
Dec. 19	Chicago	W 94-84	15-7	Mar. 20	Philadelphia	W 91-78	44-16
Dec. 21	@ Philadelphia	L 64-72	15-8				
Dec. 22	@ New York	L 79-97	15-9				
Dec. 26	Rochester	W 99-90	16-9				
Dec. 29	Washington	W 91-68	17-9				
Jan. 1	Fort Wayne	W 92-72	18-9				
Jan. 5	St. Louis	W 101-76	19-9				
Jan. 8	@ St. Louis	L 59-64	19-10				
Jan. 9	St Louis	W 74-58	20-10				
Jan. 12	Providence	W 98-64	21-10				
Jan. 16	Indianapolis	W 75-66	22-10				
Jan. 18	@ Indianapolis	W 81-56	23-10				
Jan. 20	Fort Wayne	W 83-65	24-10				
Jan. 23	Philadelphia	W 89-71	25-10				
Jan. 26	Chicago	W 84-49	26-10				
Jan. 31	Washington	W 84-79	27-10				
Feb. 2	@ Fort Wayne	W 82-79	28-10				



1949-50 MINNEAPOLIS LAKERS



51-17 - 1ST IN CENTRAL DIVISION

Head Coach: John Kundla
Standing: Slater Martin, Billy Hassett, Don Carlson,
 Herm Schaefer, Bob Harrison,
 Tony Jaros, Bud Grant, Arnie Ferrin,
 Jim Pollard, Vern Mikkelsen,
 George Mikan

Not pictured: Normie Glick, Gene Stump, Lefty Walther



NBA Champions

1949-50 REGULAR SEASON STATISTICS / GAME-BY-GAME RESULTS

	G	FGM	FGA	Pct.	FTM	FTA	Pct.	Ast.	PF	Pts.	Avg.
Mikan	68	649	1595	.407	567	728	.779	197	297	1865	27.4
Pollard	66	394	1140	.346	185	242	.764	252	143	973	14.7
Mikkelsen	68	288	722	.399	215	286	.752	123	222	791	11.6
Ferrin	63	132	396	.333	76	109	.697	95	147	340	5.4
Schaefer	65	122	314	.389	86	101	.851	203	104	330	5.1
Harrison	66	125	348	.359	50	74	.676	131	175	300	4.5
Martin	67	106	302	.351	59	93	.634	148	162	271	4.0
Carlson	57	99	290	.341	69	95	.726	76	126	267	4.7
Jaros	61	84	289	.291	72	96	.750	60	106	240	3.9
Hassett†	42	38	145	.262	35	67	.522	69	82	111	2.6
Grant	35	42	115	.365	7	17	.412	19	36	91	2.6
Walther*	22	32	80	.400	11	21	.524	10	39	75	3.4
Stump*	23	27	95	.284	7	14	.500	23	32	61	2.7
Glick	1	1	1	1.000	0	0	-	1	2	2	2.0


*Finished season with another team. †Totals with Lakers only.

DATE	OPPONENT	BOX SCORE	W / L	DATE	OPPONENT	BOX SCORE	W / L
Nov. 2	@ Philadelphia	W 81-69	1-0	Jan. 17	@ Boston	W 105-79	27-12
Nov. 5	@ Baltimore	W 92-77	2-0	Jan. 18	@ Washington	W 76-68	28-12
Nov. 8	@ Washington	W 68-66	3-0	Jan. 19	@ New York	W 94-83	29-12
Nov. 10	@ Boston	W 98-84	4-0	Jan. 20	@ Philadelphia	L 89-90	29-13
Nov. 12	@ Chicago	L 79-86	4-1	Jan. 22	Chicago	W 103-75	30-13
Nov. 16	St. Louis	W 94-71	5-1	Jan. 24	@ Chicago	W 80-68	31-13
Nov. 17	@ St. Louis	L 65-78	5-2	Jan. 25	St. Louis	W 85-78	32-13
Nov. 19	@ Anderson	L 80-83	5-3	Jan. 29	Washington	W 88-60	33-13
Nov. 20	Indianapolis	W 121-95	6-3	Feb. 1	New York	W 96-81	34-13
Nov. 23	Baltimore	W 84-71	7-3	Feb. 2	@ Fort Wayne	W 79-78	35-13
Nov. 25	@ Detroit	W 101-81	8-3	Feb. 5	Philadelphia	W 100-67	36-13
Nov. 27	Chicago	L 82-96	8-4	Feb. 9	Washington	W 71-59	37-13
Nov. 30	New York	L 102-92	9-4	Feb. 12	Boston	W 88-70	38-13
Dec. 1	@ Indianapolis	L 68-86	9-5	Feb. 15	Rochester	W 92-70	39-13
Dec. 3	@ Chicago	W 91-80	10-5	Feb. 16	@ St. Louis	W 72-71	40-13
Dec. 4	Rochester	W 95-80	11-5	Feb. 17	Waterloo at St. Paul	W 80-74	41-13
Dec. 7	Washington	W 93-76	12-5	Feb. 19	Chicago	W 96-83	42-13
Dec. 8	@ Fort Wayne	L 66-87	12-6	Feb. 22	St. Louis	W 100-57	43-13
Dec. 10	Detroit at Rochester	W 89-76	13-6	Feb. 25	@ Rochester	L 64-66	43-14
Dec. 11	Philadelphia	W 90-81	14-6	Feb. 26	Tri-Cities	W 80-66	44-14
Dec. 14	@ New York	L 84-94	14-7	Feb. 28	Fort Wayne	W 71-65	45-14
Dec. 15	@ Baltimore	L 68-87	14-8	Mar. 2	@ Baltimore	W 88-68	46-14
Dec. 18	Boston	W 77-72	15-8	Mar. 3	@ Philadelphia	L 61-66	46-15
Dec. 20	@ Rochester	L 62-87	15-9	Mar. 4	@ New York	W 84-75	47-15
Dec. 21	@ Washington	W 75-61	16-9	Mar. 5	@ Syracuse	L 75-84	47-16
Dec. 22	@ Boston	L 69-87	16-10	Mar. 7	Sheboygan	W 90-73	48-16
Dec. 25	Fort Wayne	W 72-58	17-10	Mar. 8	Phil. at St. Paul	W 68-65	49-16
Dec. 26	@ Tri-Cities	W 78-76	18-10	Mar. 12	New York	W 87-66	50-16
Dec. 28	Baltimore	W 88-77	19-10	Mar. 15	Baltimore	W 96-62	51-16
Dec. 31	@ Waterloo	W 86-68	20-10	Mar. 19	@ Fort Wayne	L 67-69	51-17
Jan. 1	Anderson	W 87-75	21-10				
Jan. 4	Fort Wayne	W 91-75	22-10				
Jan. 5	@ Sheboygan	L 82-85	22-11				
Jan. 8	Boston	W 85-80	23-11				
Jan. 11	Syracuse	W 98-88	24-11				
Jan. 12	@ St. Louis	W 89-73	25-11				
Jan. 14	@ Rochester	L 77-83	25-12				
Jan. 15	Rochester	W 85-73	26-12				

* Overtime games as available



1950-51 MINNEAPOLIS LAKERS



44-24 - 1ST IN WESTERN DIVISION

Head Coach: John Kundla
 Players: Arnie Ferrin, Bud Grant, Bud Harrison,
 Joe Hutton, Tony Jaros, Slater Martin,
 George Mikan, Vern Mikkelsen,
 Kevin O'Shea, Jim Pollard, Ed Beach

1950-51 REGULAR SEASON STATISTICS / GAME-BY-GAME RESULTS

	G	FGM	FGA	Pct.	FTM	FTA	Pct.	Reb.	Ast.	PF	Dq.	SCORING	
												Pts.	Avg.
Mikan	68	678	1584	.428	576	717	.803	958	208	308	14	1932	28.4
Mikkelsen	64	359	893	.402	186	275	.676	655	181	260	13	904	14.1
Pollard	54	256	728	.352	117	156	.750	484	184	157	4	629	11.6
Martin	68	227	627	.362	121	177	.684	246	235	199	3	575	8.5
Harrison	68	150	432	.347	101	128	.789	172	195	218	5	401	5.9
Ferrin	68	119	373	.319	114	164	.695	271	107	220	8	352	5.2
O'Shea	63	87	267	.326	97	134	.724	125	100	99	1	271	4.3
Jaros	63	88	287	.307	65	103	.631	131	72	131	0	241	3.8
Grant	61	53	184	.288	52	83	.627	115	71	106	0	158	2.6
Hutton	60	59	180	.328	29	43	.647	102	53	89	1	147	2.5
Beach*	11	8	35	.229	6	9	.667	25	2	14	0	22	2.0

*Finished season with another team.

DATE	OPPONENT	BOX SCORE	W / L	DATE	OPPONENT	BOX SCORE	W / L
Nov. 1	@ Baltimore	L 71-81	0-1	Jan. 23	Baltimore at Johnstown	W 89-79	27-15
Nov. 4	@ Washington	W 91-85	1-1	Jan. 18	@ New York	L 78-95	24-15
Nov. 5	@ Syracuse	L 87-90	1-2	Jan. 20	Fort Wayne at Milw.	W 89-70	25-15
Nov. 9	@ Boston	L 71-76	1-3	Jan. 21	Tri-Cities	W 89-82	26-15
Nov. 12	Philadelphia	W 83-70	2-3	Jan. 25	@ Philadelphia	W 90-71	28-15
Nov. 15	Syracuse	W 72-71 (OT)	3-3	Jan. 28	Indianapolis	W 101-75	29-15
Nov. 16	@ New York	L 69-71	3-4	Jan. 31	Tri-Cities	W 106-78	30-15
Nov. 18	@ Rochester	W 86-77 (2OT)	4-4	Feb. 3	@ Indianapolis	W 89-84	31-15
Nov. 19	Rochester	W 90-77	5-4	Feb. 4	Boston Celtics	W 98-84	32-15
Nov. 22	Fort Wayne	L 18-19	5-5	Feb. 7	@ Fort Wayne	L 86-96	32-16
Nov. 23	@ Fort Wayne	L 63-73	5-6	Feb. 8	Rochester	W 69-58	33-16
Nov. 26	Baltimore	W 85-71	6-6	Feb. 11	Indianapolis	W 91-78	34-16
Nov. 29	Tri-Cities	W 85-66	7-6	Feb. 14	Baltimore	W 99-71	35-16
Dec. 1	@ Indianapolis	L 65-66	7-7	Feb. 16	@ Indianapolis	W 76-71	36-16
Dec. 3	Philadelphia	W 95-83	8-7	Feb. 17	@ Rochester	L 82-87	36-17
Dec. 6	New York	W 84-62	9-7	Feb. 18	@ Syracuse	L 80-91	36-18
Dec. 9	@ Tri-Cities	W 88-79	10-7	Feb. 21	Syracuse	W 82-76	37-18
Dec. 10	Tri-Cities	W 114-101	11-7	Feb. 24	Fort Wayne	W 95-78	38-18
Dec. 13	Rochester	L 72-82	11-8	Feb. 25	Indianapolis	L 73-75	38-19
Dec. 15	@ Indianapolis	W 82-71	12-8	Feb. 27	Tri-Cities at Milw.	W 83-77	39-19
Dec. 16	@ Tri-Cities	W 86-71	13-8	Feb. 28	@ Fort Wayne	L 73-77	39-20
Dec. 17	Indianapolis	W 79-60	14-8	Mar. 1	@ Philadelphia	L 77-97	39-21
Dec. 19	@ Philadelphia	L 67-71	14-9	Mar. 3	@ Tri-Cities	W 99-88	40-21
Dec. 20	@ Baltimore	L 84-91	14-10	Mar. 4	@ Boston	L 86-92	40-22
Dec. 23	@ Boston	L 81-87	14-11	Mar. 6	@ Rochester	L 79-90	40-23
Dec. 25	Washington	W 93-79	15-11	Mar. 8	@ New York	L 94-97	40-24
Dec. 27	Baltimore	W 81-63	16-11	Mar. 11	Boston	W 98-96 (2OT)	41-24
Dec. 28	@ Rochester	L 67-75	16-12	Mar. 14	Syracuse	W 100-76	42-24
Dec. 31	Philadelphia	W 83-73	17-12	Mar. 17	@ Tri-Cities	W 92-91	43-24
Jan. 1	@ Fort Wayne	L 70-83	17-13	Mar. 18	New York	W 86-68	44-24
Jan. 3	Fort Wayne	W 86-64	18-13				
Jan. 4	@ Syracuse	W 80-77	19-13				
Jan. 5	Boston	W 69-54	20-13				
Jan. 7	Rochester	W 69-57	21-13				
Jan. 10	New York	W 70-65	22-13				
Jan. 11	@ Tri-Cities	W 113-109	23-13				
Jan. 14	Indianapolis	W 86-84	24-13				
Jan. 16	@ Indianapolis	L 68-82	24-14				




1951-52 MINNEAPOLIS LAKERS



40-26 - 2ND IN WESTERN DIVISION

Head Coach: John Kundla
Standing: Slater Martin, Joe Hutton, Frank Saul,
 Bob Harrison, Jim Pollard, Howie Schultz,
 Vern Mikkelsen, Lew Hitch, George Mikan
Not pictured: John Pilch, Whitey Skoog



NBA Champions

1951-52 REGULAR SEASON STATISTICS / GAME-BY-GAME RESULTS

	G	Min.	FGM	FGA	Pct.	FTM	FTA	Pct.	Reb.	Ast.	PF	Dq.	SCORING	
													Pts.	Avg.
Mikan	64	2572	545	1414	.385	433	555	.780	866	194	286	14	1523	23.8
Mikkelsen	66	2345	363	866	.419	283	372	.761	681	180	282	16	1009	15.3
Pollard	65	2545	411	1155	.356	183	260	.704	593	234	199	4	1005	15.5
Martin	66	2480	237	632	.375	142	190	.747	228	249	226	9	616	9.3
Sault	25	759	72	185	.389	71	93	.763	-	68	66	-	215	8.6
Harrison	65	1712	156	487	.320	89	124	.718	160	188	203	9	401	6.2
Schultz	66	1301	89	315	.283	90	119	.756	246	102	197	13	268	4.1
Skoog	35	988	102	296	.345	30	38	.789	122	60	94	4	234	6.7
Hitch	61	849	77	215	.358	63	94	.670	243	50	89	3	217	3.6
Hutton	60	723	53	158	.335	49	70	.700	85	62	110	1	155	2.6
Pilch	9	41	1	10	.100	3	6	.500	9	2	10	0	5	0.6

†Totals with Lakers only

DATE	OPPONENT	BOX SCORE	W / L	DATE	OPPONENT	BOX SCORE	W / L
Nov. 3	@ Rochester	W 93-74	1-0	Jan. 20	Rochester	W 91-81 (2OT)	25-14
Nov. 4	@ Syracuse	L 67-98	1-1	Jan. 23	Syracuse	L 97-99 (OT)	25-15
Nov. 9	@ Philadelphia	L 86-98	1-2	Jan. 26	@ Milwaukee	W 57-56	26-15
Nov. 10	@ New York	W 89-73	2-2	Jan. 27	Milwaukee	W 91-62	27-15
Nov. 11	@ Boston	L 72-77	2-3	Jan. 30	New York	W 77-65	28-15
Nov. 12	@ Baltimore	W 90-80	3-3	Jan. 31	@ Fort Wayne	W 85-78	29-15
Nov. 13	@ Indianapolis	W 77-71	4-3	Feb. 1	@ Indianapolis	L 77-85	29-16
Nov. 17	Fort Wayne	W 68-64	5-3	Feb. 3	Rochester	W 77-75	30-16
Nov. 22	Rochester	W 70-65 (2OT)	6-3	Feb. 7	Rochester	W 86-75	31-16
Nov. 24	@ Milwaukee	W 72-59	7-3	Feb. 9	Fort Wayne	L 67-70	31-17
Nov. 25	Indianapolis	W 82-73	8-3	Feb. 10	@ Milwaukee	L 69-70 (2OT)	31-18
Nov. 28	Boston	W 90-76	9-3	Feb. 14	Milw. at Grand Forks	W 109-74	32-18
Dec. 1	Fort Wayne	W 89-69	10-3	Feb. 16	Boston at St. Paul	L 75-77	32-19
Dec. 2	@ Fort Wayne	L 61-63	10-4	Feb. 17	@ Fort Wayne	L 87-99	32-20
Dec. 5	Syracuse	L 81-83 (OT)	10-5	Feb. 19	@ New York	L 96-98	32-21
Dec. 8	Baltimore at St. Paul	W 85-64	11-5	Feb. 20	@ Baltimore	W 93-78	33-21
Dec. 9	Indianapolis	L 78-85	11-6	Feb. 21	@ Syracuse	L 80-88	33-22
Dec. 11	@ Indianapolis	L 69-85	11-7	Feb. 23	@ Rochester	W 83-73	34-22
Dec. 12	Baltimore	W 99-79	12-7	Feb. 24	@ Fort Wayne	L 70-83	34-23
Dec. 16	Milwaukee	W 99-52	13-7	Feb. 25	Philadelphia	W 108-95	35-23
Dec. 18	@ New York	L 67-69	13-8	Mar. 1	Indianapolis at St. Paul	W 98-88	36-23
Dec. 21	@ Philadelphia	L 103-105	13-9	Mar. 2	@ Milwaukee	W 96-85	37-23
Dec. 22	@ Baltimore	W 96-90 (3OT)	14-9	Mar. 4	@ Philadelphia	L 81-83	37-24
Dec. 23	@ Fort Wayne	L 79-81	14-10	Mar. 5	@ Boston	L 74-82	37-25
Dec. 25	Boston	W 100-93	15-10	Mar. 8	@ Rochester	L 92-94 (OT)	37-26
Dec. 30	Philadelphia	W 93-64	16-10	Mar. 9	Rochester	W 96-90	38-26
Jan. 1	Syracuse	W 82-80	17-10	Mar. 12	New York	W 85-83	39-26
Jan. 4	Fort Wayne at St. Paul	W 79-64	18-10	Mar. 16	Baltimore	W 126-82	40-26
Jan. 5	Indianapolis at Hibbing	W 86-65	19-10				
Jan. 6	New York	W 107-92	20-10				
Jan. 8	@ Indianapolis	L 75-82	20-11				
Jan. 9	Indianapolis	W 91-74	21-11				
Jan. 11	@ Milwaukee	W 75-63	22-11				
Jan. 12	Milwaukee at KC, MO	W 96-84	23-11				
Jan. 13	Philadelphia	L 81-88	23-12				
Jan. 16	@ Boston	W 108-94	24-12				
Jan. 17	@ Syracuse	L 105-110 (3OT)	24-13				
Jan. 19	@ Rochester	L 85-96	24-14				



* Overtime games as available



1952-53 MINNEAPOLIS LAKERS



48-22- 1ST IN WESTERN DIVISION

Head Coach: John Kundla
 Standing: Slater Martin, Frank Saul, Jim Holstein,
 Vern Mikkelsen, Lew Hitch,
 George Mikan, Jim Pollard, Bob Harrison,
 Whitey Skoog
 Not pictured: Howie Schultz

NBA Champions

1952-53 REGULAR SEASON STATISTICS / GAME-BY-GAME RESULTS

	G	Min.	FGM	FGA	Pct.	FTM	FTA	Pct.	Reb.	Ast.	PF	Dq.	SCORING	
													Pts.	Avg.
Mikan	70	2651	500	1252	.399	442	567	.780	1007	201	290	12	1442	20.6
Mikkelsen	70	2465	378	868	.435	291	387	.752	654	148	289	14	1047	15.0
Pollard	66	2403	333	933	.357	193	251	.769	452	231	194	3	859	13.0
Martin	70	2556	260	634	.410	224	287	.780	186	250	246	4	744	10.6
Saul	70	1796	187	471	.397	142	200	.710	141	110	174	3	516	7.4
Harrison	70	1643	195	518	.376	107	165	.648	153	160	264	16	497	7.1
Holstein	66	989	98	274	.358	70	105	.667	173	74	128	1	266	4.0
Hitch	70	1027	89	255	.349	83	136	.610	275	66	122	2	261	3.7
Skoog	68	996	102	264	.386	46	61	.754	121	82	137	2	250	3.7
Schultz	40	474	24	90	.267	43	62	.694	80	29	73	1	91	2.3

DATE	OPPONENT	BOX SCORE	W / L	DATE	OPPONENT	BOX SCORE	W / L
Nov. 1	Boston	W 94-91	1-0	Jan. 17	@ Rochester	L 101-109	29-10
Nov. 2	@ Fort Wayne	W 81-69	2-0	Jan. 18	Milwaukee	L 70-83	29-11
Nov. 5	@ Baltimore	W 97-75	3-0	Jan. 23	@ Milwaukee at Ind.	L 65-67	29-12
Nov. 8	@ Philadelphia	W 93-71	4-0	Jan. 25	Boston	W 87-82	30-12
Nov. 9	@ Syracuse	L 89-96	4-1	Jan. 27	Ft. Wayne at Grand Forks	W 96-76	31-12
Nov. 11	@ Boston	W 101-92	5-1	Jan. 29	Syracuse	L 65-83	31-13
Nov. 13	@ New York	L 91-100	5-2	Jan. 31	Fort Wayne	W 87-80	32-13
Nov. 15	@ Rochester	L 89-97	5-3	Feb. 1	@ Fort Wayne	W 92-76	33-13
Nov. 16	Milwaukee	W 87-51	6-3	Feb. 3	@ Indianapolis	L 93-96 (3OT)	33-14
Nov. 20	@ Fort Wayne	W 89-81	7-3	Feb. 5	New York	W 81-73	34-14
Nov. 22	Fort Wayne	W 96-89	8-3	Feb. 7	@ Rochester	L 72-87	34-15
Nov. 23	@ Milwaukee	W 62-46	9-3	Feb. 8	Indianapolis	W 71-67	35-15
Nov. 27	Indianapolis	W 90-69	10-3	Feb. 12	Syracuse	W 91-81	36-15
Nov. 28	@ Indianapolis	W 97-82	11-3	Feb. 14	Philadelphia	W 92-84	37-15
Nov. 29	@ Rochester	L 71-83	11-4	Feb. 15	@ Milwaukee	W 80-71	38-15
Nov. 30	Philadelphia	W 91-66	12-4	Feb. 17	Baltimore at St. Paul	L 70-74	38-16
Dec. 1	Baltimore at St. Paul	W 89-67	13-4	Feb. 19	Rochester	W 107-87	39-16
Dec. 3	@ Boston	W 106-102	14-4	Feb. 21	Fort Wayne	W 85-75	40-16
Dec. 4	@ New York	W 81-71	15-4	Feb. 22	@ Fort Wayne	L 78-90	40-17
Dec. 6	New York	W 85-78	16-4	Feb. 24	@ New York	L 63-79	40-18
Dec. 8	@ Indianapolis at Milw.	L 76-81	16-5	Feb. 25	@ Baltimore	W 85-72	41-18
Dec. 11	Syracuse	W 82-79	17-5	Feb. 26	@ Philadelphia	W 85-73	42-18
Dec. 14	Rochester	W 95-77	18-5	Feb. 27	Philadelphia at Clev.	W 98-75	43-18
Dec. 19	@ Indianapolis	W 87-69	19-5	Mar. 1	Philadelphia at St. Paul	W 102-80	44-18
Dec. 20	@ Milwaukee	L 75-86	19-6	Mar. 3	Fort Wayne at Milw.	W 86-68	45-18
Dec. 25	Indianapolis	W 90-73	20-6	Mar. 5	@ Syracuse	L 91-94	45-19
Dec. 27	Boston	W 94-71	21-6	Mar. 6	@ Boston	L 85-100	45-20
Dec. 28	Milwaukee	W 86-77	22-6	Mar. 7	@ Rochester	L 82-84	45-21
Dec. 30	@ Indianapolis	L 69-74	22-7	Mar. 8	Milwaukee	W 100-73	46-21
Dec. 31	Baltimore	L 82-56	23-7	Mar. 9	@ Ind. at Moorhead	L 83-95	46-22
Jan. 2	Milwaukee at Chicago	W 74-66	24-7	Mar. 12	Rochester	W 89-77	47-22
Jan. 3	Milwaukee at Hibbing	W 79-75	25-7	Mar. 17	@ Indianapolis	W 73-71	48-22
Jan. 4	Rochester	W 83-80 (OT)	26-7				
Jan. 6	@ Rochester at Milw.	L 69-85	26-8				
Jan. 8	@ Syracuse	L 67-75	26-9				
Jan. 10	Fort Wayne at St. Paul	W 84-79	27-9				
Jan. 11	New York	W 85-79	28-9				
Jan. 14	@ Baltimore	W 112-104 (2OT)	29-9				



1953-54 MINNEAPOLIS LAKERS



46-26 - 1ST IN WESTERN DIVISION

Head Coach: John Kundla
Standing: Slater Martin, Frank Saul, Jim Holstein,
 Jim Pollard, Clyde Lovellette,
 George Mikán, Vern Mikkelsen,
 Dick Schnittker, Whitey Skoog
Not pictured: James Fritsche, Bob Harrison



NBA Champions

1953-54 REGULAR SEASON STATISTICS / GAME-BY-GAME RESULTS

	G	Min.	FGM	FGA	Pct.	FTM	FTA	Pct.	Reb.	Ast.	PF	Dq.	SCORING	
													Pts.	Avg.
Mikan	72	2362	441	1160	.380	424	546	.777	1028	174	268	4	1306	18.1
Pollard	71	2483	326	882	.370	179	230	.778	500	214	161	0	831	11.7
Mikkelsen	72	2247	288	771	.374	221	298	.742	615	119	264	7	797	11.1
Martin	69	2472	254	654	.388	176	243	.724	166	253	198	3	684	9.9
Lovellette	72	1255	237	560	.423	114	164	.695	419	51	210	2	588	8.2
Skoog	71	1877	212	530	.400	72	97	.742	224	179	234	5	496	7.0
Saul	71	1905	162	467	.347	128	170	.753	159	139	149	3	452	6.4
Harrison*	64	1443	144	449	.321	94	158	.595	130	139	218	-	382	6.0
Schnittker	71	1040	122	307	.397	86	132	.652	178	59	178	3	330	4.6
Fritsche**	68	1221	116	379	.306	49	68	.721	217	73	103	0	281	4.1
Holstein	70	1155	88	288	.306	64	112	.571	204	79	140	0	240	3.4

*Harrison - Played with Minneapolis, Milwaukee (totals w/ both teams). **Fritsche - Played with Minneapolis, Baltimore (totals w/ both teams).

DATE	OPPONENT	BOX SCORE	W / L	DATE	OPPONENT	BOX SCORE	W / L
Oct. 30	@ Milwaukee	L 59-69	0-1	Jan. 18	Milwaukee at KC, MO	W 91-72	24-15
Oct. 31	@ New York	L 67-91	0-2	Jan. 23	Fort Wayne	W 75-72	25-15
Nov. 1	@ Boston	W 84-79	1-2	Jan. 26	@ Milwaukee	W 84-69	26-15
Nov. 4	@ Baltimore	W 77-75	2-2	Jan. 27	Baltimore	W 76-73	27-15
Nov. 5	@ Syracuse	W 77-65	3-2	Jan. 28	Baltimore at Grand Forks	W 104-82	28-15
Nov. 7	New York	W 70-62	4-2	Jan. 30	Milwaukee	W 80-64	29-15
Nov. 10	@ Ft. Wayne at Milw.	L 62-78	4-3	Jan. 31	Boston	W 82-67	30-15
Nov. 13	@ Milwaukee	W 92-84	5-3	Feb. 2	@ Rochester	W 87-78	31-15
Nov. 14	@ Rochester	L 91-98 (3OT)	5-4	Feb. 3	New York at Boston	W 91-79	32-15
Nov. 15	Boston at NYC	W 89-74	6-4	Feb. 4	@ Baltimore	W 82-70	33-15
Nov. 17	Fort Wayne at Buffalo	W 83-66	7-4	Feb. 6	Philadelphia	W 97-94	34-15
Nov. 19	@ Philadelphia	W 107-79	8-4	Feb. 7	@ Fort Wayne	L 83-90	34-16
Nov. 21	Rochester	W 76-70	9-4	Feb. 8	Philadelphia at Spencer	W 106-91	35-16
Nov. 22	Milwaukee at Ft. Wayne	W 57-55	10-4	Feb. 9	Philadelphia at Huron	W 70-67	36-16
Nov. 26	Philadelphia	W 88-80	11-4	Feb. 11	Baltimore	W 110-82	37-16
Nov. 29	Boston	W 95-82	12-4	Feb. 12	@ Milwaukee at Toledo	L 62-71	37-17
Dec. 3	Syracuse at Moorhead	W 87-74	13-4	Feb. 13	Phila. at Grand Rapids	W 86-77	38-17
Dec. 5	Syracuse	W 90-80	14-4	Feb. 14	Rochester	W 105-77	39-17
Dec. 12	New York	W 71-67	15-4	Feb. 16	Rochester at Hibbing	W 85-79	40-17
Dec. 13	@ Roch. at Ft. Wayne	L 70-87	15-5	Feb. 18	Boston	L 92-105	40-18
Dec. 15	@ New York	L 79-80	15-6	Feb. 20	Syracuse	W 83-68	41-18
Dec. 16	Milwaukee at Boston	W 69-63	16-6	Feb. 21	@ Syracuse	L 73-100	41-19
Dec. 17	@ Baltimore	L 64-75	16-7	Feb. 22	@ Phil. at New Haven	L 72-79	41-20
Dec. 19	@ Rochester	W 91-78	17-7	Feb. 23	@ New York	W 100-82	42-20
Dec. 20	@ Syracuse	L 76-81	17-8	Feb. 25	@ Philadelphia	L 72-81	42-21
Dec. 25	Baltimore at St. Paul	L 78-88	17-9	Feb. 27	@ Baltimore	W 95-85	43-21
Dec. 26	Fort Wayne	W 77-71	18-9	Feb. 28	@ Fort Wayne	L 77-94	43-22
Dec. 27	@ Fort Wayne	W 79-75	19-9	Mar. 2	Syracuse at St. Paul	W 91-87	44-22
Dec. 30	Fort Wayne	L 80-97	19-10	Mar. 5	@ Boston	L 106-128	44-23
Jan. 2	New York	W 78-74	20-10	Mar. 6	@ Rochester	L 59-74	44-24
Jan. 4	@ Rochester at Chicago	L 84-85	20-11	Mar. 7	Milwaukee	W 65-63	45-24
Jan. 7	Rochester	W 89-71	21-11	Mar. 9	@ Rochester at Ind.	L 61-70	45-25
Jan. 9	@ Milwaukee	W 78-67	22-11	Mar. 10	New York	L 76-85	45-26
Jan. 10	Boston	W 99-85	23-11	Mar. 13	Fort Wayne	W 93-66	46-26
Jan. 13	@ Boston	L 84-88	23-12				
Jan. 14	@ Syracuse	L 71-96	23-13				
Jan. 16	Milwaukee	L 58-64	23-14				
Jan. 17	@ Fort Wayne	L 83-86	23-15				

* Overtime games as available



1954-55 MINNEAPOLIS LAKERS



40-32 - 2ND IN WESTERN DIVISION

Head Coach: John Kundla
Players: Robert Carney, Lew Hitch, Jim Holstein, Ed Kalafat, Clyde Lovellette, Slater Martin, Vern Mikkelsen, Jim Pollard, Dick Schnittker, Whitey Skoog, Don Sunderlage, Bobby Watson

1954-55 REGULAR SEASON STATISTICS / GAME-BY-GAME RESULTS

	G	Min.	FGM	FGA	Pct.	FTM	FTA	Pct.	Reb.	Ast.	PF	Dq.	SCORING	
													Pts.	Avg.
Mikkelsen	71	2559	440	1043	.422	447	598	.747	722	145	319	14	1327	18.7
Lovellette	70	2361	519	1192	.435	273	398	.686	802	100	262	6	1311	18.7
Martin	72	2784	350	919	.381	276	359	.769	260	427	221	7	976	13.6
Skoog	72	2365	330	836	.395	125	155	.806	303	251	265	10	785	10.9
Schnittker	72	1798	226	583	.388	298	362	.823	349	114	231	7	750	10.4
Pollard	63	1960	265	749	.354	151	186	.812	458	160	147	3	681	10.8
Hitch*	74	1774	167	417	.400	115	169	.680	438	125	110	0	449	6.1
Kalafat	72	1102	118	375	.315	111	168	.661	317	75	205	9	347	4.8
Holstein**	62	980	107	330	.324	67	94	.713	206	58	107	0	281	4.5
Watson**	63	702	72	223	.323	31	45	.689	87	79	67	0	175	2.8
Sunderlage	45	404	33	133	.248	48	73	.658	56	37	57	0	114	2.5
Carney	19	244	24	64	.375	21	40	.525	45	16	36	0	69	3.6

*Hitch - Played with Milwaukee, Minneapolis (totals w/ both teams). **Watson - Played with Minneapolis, Milwaukee (totals w/ both teams).

DATE	OPPONENT	BOX SCORE	W / L	DATE	OPPONENT	BOX SCORE	W / L
Oct. 30	@ New York	L 83-94	0-1	Jan. 16	Philadelphia	W 106-98	20-19
Oct. 31	@ Syracuse	W 97-94	1-1	Jan. 19	Milw. at New Orleans	W 95-81	21-19
Nov. 6	Milwaukee at Buffalo	W 79-67	2-1	Jan. 20	Milw. at Shreveport	W 97-90	22-19
Nov. 7	New York	L 93-103 (OT)	2-2	Jan. 21	Milw. at Baton Rouge	W 100-92	23-19
Nov. 14	Syracuse	W 99-92	3-2	Jan. 23	Milwaukee	W 82-79	24-19
Nov. 25	Rochester	W 95-84	4-2	Jan. 27	@ Milwaukee at Huron	L 79-85	24-20
Nov. 27	@ Fort Wayne	L 81-97	4-3	Jan. 29	Fort Wayne	W 100-91	25-20
Nov. 28	Boston	W 115-108	5-3	Jan. 30	@ Fort Wayne	L 92-99	25-21
Nov. 30	@ Ft. Wayne at NYC	L 90-92	5-4	Feb. 2	New York at St. Paul	W 96-81	26-21
Dec. 1	@ Philadelphia	W 91-88	6-4	Feb. 3	New York	W 90-83	27-21
Dec. 2	@ Milw. at Ft. Wayne	L 108-117	6-5	Feb. 5	Milwaukee at Waterloo	W 103-87	28-21
Dec. 4	@ Milwaukee	L 88-95	6-6	Feb. 6	Milwaukee	L 99-101	28-22
Dec. 5	Milwaukee	W 104-102 (OT)	7-6	Feb. 8	@ New York	L 95-98	28-23
Dec. 7	@ New York	L 89-97	7-7	Feb. 9	@ New York at Boston	L 112-118	28-24
Dec. 8	@ Boston	W 101-99	8-7	Feb. 10	@ Syracuse	L 81-85	28-25
Dec. 11	@ Rochester	W 91-83	9-7	Feb. 12	@ Rochester	W 96-95	29-25
Dec. 12	New York	W 80-73	10-7	Feb. 13	Philadelphia	W 103-93	30-25
Dec. 14	@ Boston at NYC	L 108-115	10-8	Feb. 19	Fort Wayne	W 98-92	31-25
Dec. 15	@ Rochester at Buffalo	L 97-99 (OT)	10-9	Feb. 20	Rochester	W 105-92	32-25
Dec. 18	Syracuse	W 86-83	11-9	Feb. 21	Rochester at Spencer	W 112-110	33-25
Dec. 19	@ Syracuse	L 93-108	11-10	Feb. 23	@ Ft. Wayne at St. Louis	L 97-120	33-26
Dec. 25	Philadelphia	W 99-91	12-10	Feb. 24	Boston	W 112-98	34-26
Dec. 26	Boston	W 87-82	13-10	Feb. 25	@ Boston at Moorhead	L 104-107	34-27
Dec. 29	@ Boston at Hibbing	W 129-118 (OT)	14-10	Feb. 26	Fort Wayne	L 89-90	34-28
Dec. 30	@ Fort Wayne at Minot	L 76-93	14-11	Feb. 27	Rochester	W 93-84	35-28
Dec. 31	@ Fort Wayne	W 103-91	15-11	Feb. 28	Fort Wayne at St. Paul	L 88-90	35-29
Jan. 2	Rochester	L 100-102	15-12	Mar. 3	@ Roch. at Ft. Wayne	L 76-83	35-30
Jan. 3	Philadelphia at Chicago	W 76-74	16-12	Mar. 4	@ Boston	W 121-106	36-30
Jan. 4	@ Fort Wayne at Elkhart	L 92-93	16-13	Mar. 5	@ Rochester	W 107-104 (OT)	37-30
Jan. 5	@ Philadelphia	L 85-106	16-14	Mar. 6	Milwaukee	L 98-100	37-31
Jan. 6	@ Syracuse	W 117-106	17-14	Mar. 7	New York at Boston	W 97-96	38-31
Jan. 8	Syracuse	L 97-100	17-15	Mar. 9	@ Philadelphia	L 89-102	38-32
Jan. 9	@ Fort Wayne	L 86-89	17-16	Mar. 10	@ Syracuse at NYC	W 96-93	39-32
Jan. 11	Syracuse	W 93-82	18-16	Mar. 12	Phila. at Des Moines	W 86-78	40-32
Jan. 12	@ Rochester	W 102-88	19-16				
Jan. 13	@ Philadelphia	L 96-102 (OT)	19-17				
Jan. 14	@ Boston	L 95-100	19-18				
Jan. 15	@ Rochester	L 90-93	19-19				




1955-56 MINNEAPOLIS LAKERS



33-39 - 3RD IN WESTERN DIVISION

Head Coach: John Kundla

Players: Ron Feireisel, Dick Garmaker, Lew Hitch,
Johnny Horan, Ed Kalafat, Clyde Lovellette,
Slater Martin, Charles Mencil,
George Mikan, Vern Mikkelsen,
Dick Schnittker, Whitey Skoog, *Bob Williams



1955-56 REGULAR SEASON STATISTICS / GAME-BY-GAME RESULTS

	G	Min.	FGM	FGA	Pct.	FTM	FTA	Pct.	Reb.	Ast.	PF	Dq.	SCORING	
													Pts.	Avg.
Lovellette	71	2518	594	1370	.434	338	469	.721	952	164	245	5	1526	21.5
Mikkelsen	72	2100	317	821	.386	328	408	.804	608	173	319	17	962	13.4
Martin	72	2838	309	863	.358	329	395	.833	260	445	202	2	947	13.2
Skoog	72	2311	340	854	.398	155	193	.803	291	255	232	5	835	11.6
Schnittker	72	1930	254	647	.393	304	355	.856	296	142	253	4	812	11.3
Kalafat	72	1639	194	540	.359	186	252	.738	440	130	236	2	574	8.0
Mikan	37	765	148	375	.395	94	122	.770	308	53	153	6	390	10.5
Garmaker	68	870	138	373	.370	112	139	.806	132	104	127	0	388	5.7
Mencil	69	973	120	375	.320	78	96	.813	110	132	74	1	318	4.6
Hitch	69	1129	94	235	.400	100	132	.758	283	77	85	0	288	4.2
Williams	20	173	21	46	.457	24	45	.533	54	7	36	1	66	3.3
Feireisel	10	59	8	28	.286	14	16	.875	6	6	9	0	30	3.0
Horan†	12	50	4	16	.250	4	5	.800	6	1	7	0	12	1.0

†Totals with Lakers only.

DATE	OPPONENT	BOX SCORE	W / L	DATE	OPPONENT	BOX SCORE	W / L
Nov. 5	@ St. Louis	L 89-101	0-1	Jan. 18	Philadelphia at St. Paul	W 105-94	17-22
Nov. 6	@ Fort Wayne	W 96-95	1-1	Jan. 19	@ Syracuse	L 100-122	17-23
Nov. 9	@ Philadelphia	L 106-117	1-2	Jan. 20	@ New York at Boston	L 109-122	17-24
Nov. 10	@ New York	L 105-112	1-3	Jan. 21	@ New York	W 109-89	18-24
Nov. 11	@ Boston	L 75-119	1-4	Jan. 22	New York	L 95-100	18-25
Nov. 12	@ Phila. at Hershey	L 89-100	1-5	Jan. 25	New York	W 104-95	19-25
Nov. 16	@ Syracuse	L 91-105	1-6	Jan. 28	Philadelphia	L 85-108	19-26
Nov. 19	@ Rochester	W 91-90	2-6	Jan. 29	St. Louis	L 107-114	19-27
Nov. 20	Rochester	L 96-104	2-7	Jan. 31	Rochester at St. Louis	W 92-86	20-27
Nov. 24	St. Louis	W 107-99	3-7	Feb. 1	Boston	W 107-106	21-27
Nov. 26	@ St. Louis	L 95-104	3-8	Feb. 2	@ Boston at St. Louis	L 101-102	21-28
Nov. 27	Philadelphia	W 99-94	4-8	Feb. 5	Rochester	L 109-121	21-29
Nov. 30	@ St. Louis at Phila.	L 97-99	4-9	Feb. 8	Fort Wayne	W 106-82	22-29
Dec. 1	New York at Phila.	W 97-90	5-9	Feb. 11	Philadelphia	L 102-117	22-30
Dec. 3	@ Syracuse	L 103-114	5-10	Feb. 12	@ Fort Wayne	L 78-82	22-31
Dec. 4	Syracuse	L 96-102	5-11	Feb. 14	Rochester at St. Louis	W 110-79	23-31
Dec. 6	@ Philadelphia at NYC	L 103-116	5-12	Feb. 15	New York at St. Paul	W 113-102	24-31
Dec. 7	@ Rochester	L 79-92	5-13	Feb. 17	@ Philadelphia	L 111-134	24-32
Dec. 10	@ Boston	L 102-118	5-14	Feb. 18	@ Rochester	W 119-99	25-32
Dec. 13	@ New York	L 91-98	5-15	Feb. 19	Rochester	W 100-93	26-32
Dec. 14	Fort Wayne at Boston	W 98-85	6-15	Feb. 22	Boston	L 90-93	26-33
Dec. 15	@ Syracuse	W 135-133 (3OT)	7-15	Feb. 26	Fort Wayne	L 90-95	26-34
Dec. 17	Rochester	W 94-92	8-15	Feb. 29	Syracuse at St. Paul	W 98-94	27-34
Dec. 18	@ Fort Wayne	L 86-96	8-16	Mar. 1	@ Philadelphia	W 102-100	28-34
Dec. 20	@ Boston at NYC	L 104-111	8-17	Mar. 2	@ Boston	L 113-119	28-35
Dec. 25	Boston	L 112-115	8-18	Mar. 3	@ Rochester	L 90-94	28-36
Dec. 28	St. Louis	L 90-111	8-19	Mar. 4	St. Louis	W 113-84	29-36
Dec. 29	St. Louis at Ft. Wayne	W 74-71	9-19	Mar. 7	Fort Wayne	W 98-95	30-36
Jan. 1	Syracuse	L 80-85	9-20	Mar. 8	@ Fort Wayne	L 82-100	30-37
Jan. 2	Fort Wayne at St. Louis	W 95-89	10-20	Mar. 9	@ St. Louis	L 102-103	30-38
Jan. 4	St. Louis at St. Paul	W 94-76	11-20	Mar. 10	@ St. Louis	L 97-105	30-39
Jan. 7	@ Rochester	L 98-103	11-21	Mar. 11	Rochester	W 126-98	31-39
Jan. 8	Syracuse	W 99-91	12-21	Mar. 13	New York at Moorhead	W 102-89	32-39
Jan. 10	Syracuse at Ft. Wayne	W 90-79	13-21	Mar. 14	Fort Wayne	W 100-96	33-39
Jan. 11	Boston at St. Paul	W 114-110	14-21				
Jan. 14	Fort Wayne	W 117-94	15-21				
Jan. 15	@ Fort Wayne	L 99-104	15-22				
Jan. 17	St. Louis at KC, MO	W 97-86	16-22				

* Overtime games as available; * First African-American Player in Lakers History



1956-57 MINNEAPOLIS LAKERS



34-38 - 2ND IN WESTERN DIVISION

Head Coach: John Kundla
 Players: Walter Dukes, Dick Garmaker, Ed Kalafat, Bob Leonard, Clyde Lovellette, Charles Mencil, Vern Mikkelsen, Jim Paxson, Dick Schnittker, Whitey Skoog, ^Bob Williams

1956-57 REGULAR SEASON STATISTICS / GAME-BY-GAME RESULTS

	G	Min.	FGM	FGA	Pct.	FTM	FTA	Pct.	Reb.	Ast.	PF	Dq.	SCORING	
													Pts.	Avg.
Lovellette	69	2432	574	1348	.426	286	399	.717	932	139	251	4	1434	20.8
Garmaker	72	2406	406	1015	.400	365	435	.839	336	190	199	1	1177	16.3
Mikkelsen	72	2198	322	854	.377	342	424	.807	630	121	312	18	986	13.7
Leonard	72	1943	303	867	.349	186	241	.772	220	169	140	0	792	11.0
Dukes	71	1866	228	626	.364	264	383	.689	794	54	273	10	720	10.1
Mencil	72	1848	243	688	.353	179	240	.746	237	201	95	0	665	9.2
Kalafat	65	1617	178	507	.351	197	298	.661	425	105	243	9	553	8.5
Paxson	71	1274	138	485	.285	170	236	.720	266	86	163	3	446	6.3
Schnittker	70	997	113	351	.322	160	193	.829	185	52	144	3	386	5.5
Skoog	23	656	78	220	.355	44	47	.936	72	76	65	1	200	8.7
Williams	4	20	1	4	.250	2	3	.667	5	0	2	0	4	1.0

DATE	OPPONENT	BOX SCORE	W / L	DATE	OPPONENT	BOX SCORE	W / L
Oct. 27	@ St. Louis	L 75-97	0-1	Jan. 13	Boston	W 104-87	18-21
Oct. 28	@ Fort Wayne	L 88-94	0-2	Jan. 17	@ New York at LaCrosse	L 93-94	18-22
Nov. 1	Rochester at Johnstown	W 97-88	1-2	Jan. 20	Rochester	W 114-107	19-22
Nov. 3	@ Rochester	W 95-85	2-2	Jan. 23	Rochester at Louisville	W 107-99	20-22
Nov. 4	Rochester	W 88-87	3-2	Jan. 25	@ Boston	L 106-115	20-23
Nov. 10	@ Boston	L 110-117	3-3	Jan. 26	@ New York	L 107-122	20-24
Nov. 11	@ Rochester at NYC	L 82-94	3-4	Jan. 27	@ Syracuse	L 93-94	20-25
Nov. 14	Boston at Rochester	W 113-97	4-4	Jan. 28	@ Syracuse at Boston	L 96-112	20-26
Nov. 15	@ Syracuse	W 103-96	5-4	Jan. 29	@ Boston at NYC	L 91-103	20-27
Nov. 16	@ Philadelphia	L 97-123	5-5	Jan. 31	Fort Wayne	L 107-111	20-28
Nov. 18	Fort Wayne	L 107-111	5-6	Feb. 2	St. Louis	L 97-106	20-29
Nov. 22	Syracuse	W 111-78	6-6	Feb. 3	@ St. Louis	L 85-102	20-30
Nov. 24	@ St. Louis	W 104-102 (OT)	7-6	Feb. 6	Philadelphia	W 101-100	21-30
Nov. 25	St. Louis	L 94-95	7-7	Feb. 9	Fort Wayne	W 99-92	22-30
Nov. 27	Philadelphia at St. Louis	W 113-98	8-7	Feb. 10	@ Fort Wayne	L 100-113	22-31
Nov. 28	@ Boston at Louisville	L 93-105	8-8	Feb. 12	@ St. Louis at KC, MO	W 110-105	23-31
Dec. 1	@ Rochester	L 83-95	8-9	Feb. 13	Boston	W 115-114	24-31
Dec. 2	Philadelphia	W 106-96	9-9	Feb. 14	New York at Ft. Wayne	W 99-97	25-31
Dec. 4	@ New York	L 88-101	9-10	Feb. 15	@ Phila. at Camden	L 104-105	25-32
Dec. 6	St. Louis at Phila.	W 103-96	10-10	Feb. 16	@ New York	L 112-120	25-33
Dec. 7	@ Boston	L 114-121	10-11	Feb. 17	St. Louis	L 115-118 (OT)	25-34
Dec. 9	New York	L 91-100	10-12	Feb. 20	Rochester	W 111-103	26-34
Dec. 11	@ Philadelphia	L 111-114	10-13	Feb. 23	Syracuse	L 101-103	26-35
Dec. 12	New York at Boston	W 121-103	11-13	Feb. 24	Fort Wayne	W 123-115	27-35
Dec. 16	Rochester	W 101-97	12-13	Feb. 25	@ St. Louis at Ft. Wayne	L 94-110	27-36
Dec. 20	Roch. at Saratoga Sp.	W 105-103	13-13	Feb. 26	@ Syracuse	L 108-120	27-37
Dec. 22	@ Rochester	L 101-115	13-14	Feb. 28	@ Philadelphia	L 112-129	27-38
Dec. 23	@ Syracuse	L 97-107	13-15	Mar. 1	Rochester at Boston	W 125-117	28-38
Dec. 25	Fort Wayne at Roch.	W 100-89	14-15	Mar. 3	New York	W 119-108	29-38
Dec. 27	@ Fort Wayne	L 93-120	14-16	Mar. 7	Boston	W 109-104	30-38
Dec. 29	St. Louis	L 92-95	14-17	Mar. 8	@ Fort Wayne	W 101-97	31-38
Dec. 30	@ St. Louis	L 93-100	14-18	Mar. 10	St. Louis	W 117-104	32-38
Jan. 3	@ Fort Wayne	L 102-104	14-19	Mar. 12	Philadelphia at St. Paul	W 100-94	33-38
Jan. 6	New York	L 101-111	14-20	Mar. 13	Philadelphia	W 114-97	34-38
Jan. 8	@ Ft. Wayne at Winnipeg	L 86-87	14-21				
Jan. 9	Syracuse at Moorhead	W 93-86	15-21				
Jan. 10	@ Syracuse	W 118-110	16-21				
Jan. 12	Fort Wayne at St. Louis	W 105-87	17-21				



1957-58 MINNEAPOLIS LAKERS



19-53 - 4TH IN WESTERN DIVISION

Head Coach: George Mikan, John Kundla
Players: George Brown, Bob Burrow, Walter Devlin,
 Bo Erias, Ed Fleming, Larry Foust,
 Dick Garmaker, Rod Hundley,
 McCoy Ingram, Jim Krebs, Bob Leonard,
 Vern Mikkelsen, Dick Schnittker, Frank Selvy,
 Art Spoelstra



1957-58 REGULAR SEASON STATISTICS / GAME-BY-GAME RESULTS

	G	Min.	FGM	FGA	Pct.	FTM	FTA	Pct.	Reb.	Ast.	PF	Dq.	SCORING	
													Pts.	Avg.
Mikkelsen	72	2390	439	1070	.410	370	471	.786	805	166	290	20	1248	17.3
Foust	72	2200	391	982	.398	428	566	.756	876	108	299	11	1210	16.8
Garmaker	68	2216	390	988	.395	314	411	.764	365	183	190	2	1094	16.1
Leonard	66	2074	266	794	.335	205	268	.765	237	218	145	0	737	11.2
Fleming	72	1686	226	655	.345	181	255	.710	492	139	222	5	633	8.8
Krebs	68	1259	199	527	.378	135	176	.767	502	27	182	4	533	7.8
Devlin	70	1248	170	489	.348	133	172	.773	132	167	104	1	473	6.8
Schnittker	50	979	128	357	.359	201	237	.848	211	71	126	5	457	9.1
Hundley	65	1154	174	548	.318	104	162	.642	186	121	99	0	452	7.0
Spoelstra*	50	1098	141	353	.399	100	150	.667	281	51	183	-	382	7.6
Erias	18	401	59	170	.347	30	47	.638	83	26	52	1	148	8.2
Selvy†	12	231	28	84	.333	20	29	.690	35	19	21	0	76	6.3
Ingram	24	267	27	103	.262	13	28	.464	116	20	44	1	67	2.8
Burrow	14	171	22	70	.314	11	33	.333	6	15	0	0	55	3.9
Brown	1	6	0	2	.000	1	2	.500	1	0	1	0	1	1.0

*Finished with another team. †Totals with Lakers only.


DATE	OPPONENT	BOX SCORE	W / L	DATE	OPPONENT	BOX SCORE	W / L
Oct. 26	@ St. Louis	L 84-112	0-1	Jan. 12	@ St. Louis	L 105-111	9-30
Oct. 30	Detroit	L 96-115	0-2	Jan. 16	@ Cincinnati	L 108-124	9-31
Nov. 1	@ Syracuse	L 100-113	0-3	Jan. 17	St. Louis at Detroit	W 112-110 (OT)	10-31
Nov. 2	@ Philadelphia	L 108-118	0-4	Jan. 19	Detroit	W 118-111	11-31
Nov. 6	Boston	L 94-103	0-5	Jan. 22	Boston	L 87-97	11-32
Nov. 8	@ Phila. at Hershey	L 108-119	0-6	Jan. 23	Detroit at St. Pau	W 128-125 (OT)	12-32
Nov. 12	@ Boston at Detroit	L 104-107	0-7	Jan. 25	@ New York	L 116-128	12-33
Nov. 13	New York at St. Paul	W 124-106	1-7	Jan. 26	New York	L 106-109	12-34
Nov. 15	@ Detroit	W 112-104	2-7	Jan. 27	@ New York at Detroit	L 102-113	12-35
Nov. 17	Syracuse	L 98-110	2-8	Jan. 30	Cincinnati	W 105-104	13-35
Nov. 20	New York	L 101-105	2-9	Feb. 1	Syracuse	L 91-97	13-36
Nov. 21	@ New York at Detroit	L 123-124 (OT)	2-10	Feb. 2	Cincinnati	W 106-95	14-36
Nov. 23	@ Boston	L 107-131	2-11	Feb. 4	@ Phila. at Detroit	L 103-107	14-37
Nov. 24	@ Phila. at Camden	L 98-105	2-12	Feb. 5	Philadelphia	L 102-112	14-38
Nov. 26	@ Detroit at NYC	L 91-109	2-13	Feb. 7	@ Boston	L 88-114	14-39
Nov. 27	@ Cincinnati at Detroit	L 106-107	2-14	Feb. 8	@ New York	L 93-94	14-40
Nov. 30	St. Louis	W 118-113	3-14	Feb. 9	@ Cincinnati	L 104-121	14-41
Dec. 1	@ Cincinnati	L 89-90	3-15	Feb. 11	@ Cincinnati at St. Louis	L 103-106	14-42
Dec. 3	@ St. Louis at Detroit	L 108-115	3-16	Feb. 12	New York	L 97-106	14-43
Dec. 4	Boston	L 98-108	3-17	Feb. 14	St. Louis at St. Paul	L 100-104	14-44
Dec. 7	Syracuse at St. Paul	W 121-113	4-17	Feb. 15	@ Detroit	W 111-110	15-44
Dec. 10	@ Syracuse at Detroit	L 104-114	4-18	Feb. 16	Philadelphia	W 106-99	16-44
Dec. 11	Syracuse	W 110-95	5-18	Feb. 18	@ St. Louis	L 98-118	16-45
Dec. 15	St. Louis	L 118-138	5-19	Feb. 19	Detroit	L 115-117 (OT)	16-46
Dec. 18	Philadelphia	W 108-102	6-19	Feb. 22	Cincinnati	W 100-81	17-46
Dec. 21	@ Boston	L 119-140	6-20	Feb. 23	@ Cincinnati	L 93-111	17-47
Dec. 22	@ St. Louis	L 115-123	6-21	Feb. 24	@ Phila. at Bethlehem	L 95-110	17-48
Dec. 25	@ Detroit	W 106-104	7-21	Feb. 26	@ Syracuse	L 90-119	17-49
Dec. 28	Cincinnati	L 101-112	7-22	Feb. 27	@ Detroit at Phila.	L 109-112	17-50
Dec. 29	@ Cincinnati	W 111-103	8-22	Mar. 2	Philadelphia	W 102-92	18-50
Dec. 30	@ St. Louis at Dallas	L 98-105	8-23	Mar. 6	Detroit	L 116-132	18-51
Dec. 31	@ New York	L 116-142	8-24	Mar. 8	@ St. Louis	L 123-126	18-52
Jan. 1	@ Syracuse	L 109-120	8-25	Mar. 9	St. Louis	W 107-99	19-52
Jan. 5	@ Boston at Providence	L 100-113	8-26	Mar. 12	Cincinnati	L 89-96	19-53
Jan. 8	Boston at St. Paul	L 87-107	8-27				
Jan. 9	@ Syracuse	L 122-127	8-28				
Jan. 10	Detroit at Philadelphia	W 124-114	9-28				
Jan. 11	@ Detroit	L 102-129	9-29				



* Overtime games as available



1958-59 MINNEAPOLIS LAKERS



33-39 - 2ND IN WESTERN DIVISION

Head Coach: John Kundla
 Players: Elgin Baylor, Boo Ellis, Ed Fleming,
 Larry Foust, Dick Garmaker,
 Steve Hamilton, Rod Hundley, Jim Krebs,
 Bob Leonard, Vern Mikkelsen

Western Division Champions

1958-59 REGULAR SEASON STATISTICS / GAME-BY-GAME RESULTS

	G	Min.	FGM	FGA	Pct.	FTM	FTA	Pct.	Reb.	Ast.	PF	Dq.	SCORING	
													Pts.	Avg.
Baylor	70	2855	605	1482	.408	532	685	.777	1050	287	270	4	1742	24.9
Mikkelsen	72	2139	353	904	.390	286	355	.806	570	159	246	8	992	13.8
Garmaker	72	2493	350	885	.395	284	368	.772	325	211	226	3	984	13.7
Foust	72	1933	301	771	.390	280	366	.765	627	91	233	5	882	12.3
Hundley	71	1664	259	719	.360	164	218	.752	250	205	139	0	682	9.6
Krebs	72	1578	271	679	.399	92	123	.748	491	50	212	4	634	8.8
Leonard	58	1598	206	552	.373	120	160	.750	178	186	119	0	532	9.2
Fleming	71	1132	162	419	.387	137	190	.721	281	89	148	1	461	6.5
Ellis	72	1202	163	379	.430	102	144	.708	380	59	137	0	428	5.9
Hamilton	67	847	109	294	.371	74	109	.679	220	36	144	2	292	4.4

DATE	OPPONENT	BOX SCORE	W / L	DATE	OPPONENT	BOX SCORE	W / L
Oct. 22	Cincinnati	W 99-79	1-0	Jan. 8	St. Louis at Dallas	W 95-93	16-23
Oct. 25	@ Cincinnati	L 94-110	1-1	Jan. 11	@ Boston at SF	L 106-109	16-24
Oct. 26	Detroit	W 108-100	2-1	Jan. 12	@ Boston at Seattle	L 108-117	16-25
Oct. 29	St. Louis	L 100-112	2-2	Jan. 13	@ St. Louis	L 95-110	16-26
Nov. 1	@ St. Louis	W 108-101	3-2	Jan. 15	@ Syracuse	L 105-111	16-27
Nov. 6	Philadelphia	W 103-101	4-2	Jan. 16	@ Cin. at Charleston	L 91-95	16-28
Nov. 8	New York	L 100-108	4-3	Jan. 18	Philadelphia	W 119-98	17-28
Nov. 9	@ Syracuse	L 97-101	4-4	Jan. 25	@ Philadelphia	L 111-125	17-29
Nov. 11	@ Boston	L 113-116	4-5	Jan. 28	Syracuse	W 112-109	18-29
Nov. 13	@ Detroit at NYC	L 110-119	4-6	Jan. 29	@ Syracuse at Houston	L 91-117	18-30
Nov. 15	@ Philadelphia	L 101-106	4-7	Jan. 30	Detroit at St. Louis	W 88-86	19-30
Nov. 16	@ New York	L 90-98	4-8	Jan. 31	@ St. Louis at Detroit	L 96-120	19-31
Nov. 20	Syracuse	W 121-102	5-8	Feb. 7	Philadelphia	W 109-97	20-31
Nov. 22	@ St. Louis	L 109-114	5-9	Feb. 8	@ Detroit	W 115-103	21-31
Nov. 23	Detroit	L 109-124	5-10	Feb. 9	New York	W 128-122	22-31
Nov. 24	@ Boston at Charlotte	L 104-123	5-11	Feb. 10	Cincinnati at Houston	W 118-100	23-31
Nov. 25	@ Detroit	W 98-90	6-11	Feb. 11	Cincinnati at SF	W 106-105	24-31
Nov. 28	Cincinnati	W 114-93	7-11	Feb. 12	@ Cincinnati at Portland	L 114-119	24-32
Nov. 29	@ Syracuse	W 108-105	8-11	Feb. 14	@ St. Louis	L 96-139	24-33
Nov. 30	@ Cincinnati	W 84-77	9-11	Feb. 15	St. Louis	W 109-98	25-33
Dec. 6	@ Cincinnati at St. Louis	L 128-132 (3OT)	9-12	Feb. 17	@ Detroit	W 97-90	26-33
Dec. 9	@ New York	L 97-110	9-13	Feb. 18	Detroit	W 105-95	27-33
Dec. 11	Syracuse	L 99-101 (OT)	9-14	Feb. 20	New York at Detroit	W 116-106	28-33
Dec. 14	New York	L 99-100	9-15	Feb. 22	@ St. Louis	L 106-120	28-34
Dec. 18	Detroit	W 113-104	10-15	Feb. 25	Cincinnati at Detroit	W 116-96	29-34
Dec. 20	Philadelphia	W 99-88	11-15	Feb. 27	@ Boston	L 139-173	29-35
Dec. 25	@ Detroit at NYC	L 97-98 (OT)	11-16	Feb. 28	@ New York	L 107-112	29-36
Dec. 26	@ Boston at Detroit	L 99-107	11-17	Mar. 1	Philadelphia at Camden	W 100-98	30-36
Dec. 27	Boston	L 94-112	11-18	Mar. 3	@ Boston at Providence	L 112-119	30-37
Dec. 28	@ Cincinnati	L 116-120	11-19	Mar. 4	@ Cincinnati	L 122-128	30-38
Dec. 29	@ Phila. at St. Louis	L 93-95	11-20	Mar. 5	New York at Philadelphia	W 135-115	31-38
Dec. 30	Syracuse at Phila.	W 118-113	12-20	Mar. 6	@ Detroit	W 99-98	32-38
Jan. 1	@ Syracuse	W 106-105	13-20	Mar. 8	St. Louis	W 120-104	33-38
Jan. 2	New York	W 107-97	14-20	Mar. 11	Detroit	L 118-123	33-39
Jan. 4	@ Philadelphia	W 111-95	15-20				
Jan. 5	@ Boston	L 106-118	15-21				
Jan. 6	@ St. Louis at NYC	L 95-112	15-22				
Jan. 7	@ St. Louis at Houston	L 78-89	15-23				




1959-60 MINNEAPOLIS LAKERS



25-50 - 3RD IN WESTERN DIVISION

Head Coach: John Castellani, Jim Pollard
Players: Elgin Baylor, Boo Ellis, Ray Felix, Ed Fleming, Larry Foust, Dick Garmaker, Steve Hamilton, Tom Hawkins, Rod Hundley, Jim Krebs, Rudy LaRusso, Bob Leonard, Nick Mantis, Frank Selvy, Charlie Share, Ron Sobie, Bobby Smith



1959-60 REGULAR SEASON STATISTICS / GAME-BY-GAME RESULTS

	G	Min.	FGM	FGA	Pct.	FTM	FTA	Pct.	Reb.	Ast.	PF	Dq.	SCORING	
													Pts.	Avg.
Baylor	70	2873	755	1781	.424	564	770	.732	1150	243	234	2	2074	29.6
LaRusso	71	2092	355	913	.389	265	357	.742	679	83	222	8	975	13.7
Hundley	73	2279	365	1019	.358	203	273	.744	390	338	194	0	933	12.8
Foust***	72	1964	312	766	.407	253	320	.791	621	96	241	7	877	12.2
Leonard	73	2074	231	717	.322	136	193	.705	245	252	171	3	598	8.2
Krebs	75	1269	237	605	.392	98	136	.721	327	38	210	2	572	7.6
Hawkins	69	1467	220	579	.380	106	164	.646	428	54	188	3	546	7.9
Garmaker*	44	1187	198	525	.377	117	163	.718	189	133	126	-	513	11.7
Selvy†	43	1091	169	427	.396	122	160	.763	127	81	76	-	460	10.7
Felix†	31	696	105	261	.402	51	79	.646	258	29	133	-	261	8.4
Ellis	46	671	64	185	.346	51	76	.671	236	27	64	2	179	3.9
Fleming	27	413	59	141	.418	53	69	.768	87	38	46	0	171	6.3
Share**	41	651	59	151	.391	53	80	.663	221	62	142	9	171	4.2
Hamilton	15	247	29	77	.377	18	23	.783	58	7	39	1	76	5.1
Smith	10	130	13	54	.241	11	16	.688	33	14	10	0	37	3.7
Mantis	10	71	10	39	.256	1	2	.500	6	9	8	0	21	2.1
Sobie†	1	13	1	4	.250	0	1	.000	2	2	4	0	2	2.0

*Finished season with another team. †Totals with Lakers only. **Share - Played 38 games in St. Louis, 3 games in Minneapolis (totals w/ both teams). ***Foust - Played 47 games in Minneapolis, 25 games in St. Louis (totals w/ both teams).

DATE	OPPONENT	BOX SCORE	W / L	DATE	OPPONENT	BOX SCORE	W / L
Oct. 18	Detroit	L 105-106	0-1	Jan. 10	@ Cincinnati	W 112-106	13-26
Oct. 24	@ St. Louis	W 94-87	1-1	Jan. 14	New York at St. Paul	L 126-131	13-27
Oct. 25	@ Cincinnati	L 102-103	1-2	Jan. 15	@ Cincinnati	L 118-122	13-28
Oct. 31	@ Syracuse	L 108-117	1-3	Jan. 16	Detroit at St. Paul	L 98-105	13-29
Nov. 1	St. Louis	L 101-138	1-4	Jan. 17	@ St. Louis	L 119-135	13-30
Nov. 3	@ NY at St. Louis	L 93-99	1-5	Jan. 23	New York	L 104-115	13-31
Nov. 6	Detroit	L 113-118 (2OT)	1-6	Jan. 27	Cincinnati at Detroit	W 116-112	14-31
Nov. 7	@ Detroit	W 113-111 (OT)	2-6	Jan. 29	Syracuse	L 112-119	14-32
Nov. 8	Boston	W 136-115	3-6	Jan. 31	@ Phil. at San Francisco	L 104-114	14-33
Nov. 10	@ St. Louis	L 105-134	3-7	Feb. 1	@ Phil. at LA	L 96-103	14-34
Nov. 12	@ Detroit at NYC	L 93-107	3-8	Feb. 3	@ Boston	L 108-128	14-35
Nov. 14	@ Philadelphia	L 98-104	3-9	Feb. 5	St. Louis	L 96-114	14-36
Nov. 15	Phil. at St. Paul	W 106-100	4-9	Feb. 6	@ Detroit	L 101-116	14-37
Nov. 18	New York	L 105-106	4-10	Feb. 7	Detroit	W 104-102	15-37
Nov. 20	Detroit	W 105-85	5-10	Feb. 9	@ Boston at St. Louis	L 90-129	15-38
Nov. 21	@ Cincinnati	W 99-93 (OT)	6-10	Feb. 10	@ Syracuse at NYC	L 109-110	15-39
Nov. 25	Syracuse	L 93-100	6-11	Feb. 11	Cincinnati	L 108-111	15-40
Nov. 26	@ Cincinnati	L 95-114	6-12	Feb. 13	@ Detroit	W 123-117 (OT)	16-40
Nov. 28	@ St. Louis	L 91-102	6-13	Feb. 14	Syracuse	L 119-121	16-41
Nov. 29	Boston at St. Paul	L 93-109	6-14	Feb. 16	@ Boston at NYC	L 122-130	16-42
Dec. 1	@ New York	W 103-100	7-14	Feb. 17	@ St. Louis at Phil.	L 127-131	16-43
Dec. 3	@ Philadelphia	L 109-123	7-15	Feb. 19	St. Louis	W 111-101	17-43
Dec. 4	@ Detroit	L 101-120	7-16	Feb. 20	@ Philadelphia	L 106-122	17-44
Dec. 5	@ Syracuse	L 95-108	7-17	Feb. 21	St. Louis at LA	W 112-98	18-44
Dec. 6	Boston	L 104-121	7-18	Feb. 22	@ St. Louis at LA	L 103-113	18-45
Dec. 8	@ Syracuse at Seattle	L 89-93	7-19	Feb. 23	@ New York	W 117-112	19-45
Dec. 9	Syr. at San Francisco	W 96-86	8-19	Feb. 24	@ Bos. at College Park	L 110-131	19-46
Dec. 12	Cincinnati	L 97-107	8-20	Feb. 25	Cincinnati at Providence	W 105-95	20-46
Dec. 19	@ Cincinnati	W 131-113	9-20	Feb. 26	@ Boston	L 111-128	20-47
Dec. 25	@ St. Louis	L 96-112	9-21	Feb. 27	Philadelphia	W 109-91	21-47
Dec. 26	@ Detroit	W 108-105	10-21	Mar. 1	@ St. Louis	L 101-109	21-48
Dec. 27	Detroit	W 119-109	11-21	Mar. 2	New York at Boston	W 123-113	22-48
Dec. 28	@ Boston	L 104-107	11-22	Mar. 3	Cincinnati at Phil.	W 117-114	23-48
Dec. 30	@ Philadelphia	L 107-122	11-23	Mar. 5	St. Louis	L 106-107	23-49
Dec. 31	@ New York	L 102-127	11-24	Mar. 6	Cincinnati	W 114-105	24-49
Jan. 1	Syracuse	L 98-109	11-25	Mar. 9	@ Detroit	L 116-117	24-50
Jan. 5	@ Philadelphia at NYC	L 111-126	11-26	Mar. 10	New York	W 133-108	25-50
Jan. 9	Cincinnati	W 121-91	12-26				

* Overtime games as available



1960-61 LOS ANGELES LAKERS



36-43 - 2ND IN WESTERN DIVISION

Head Coach: Fred Schaas
Staffing: Jerry West, Rod Hundley, Ron Johnson, Tom Hawkins, Frank Selvy, Bob Leonard
Seated: Elgin Baylor, Jim Krebs, Ray Felix, Rudy LaRusso, Howard Joliff
Not pictured: Gary Alcorn

1960-61 REGULAR SEASON STATISTICS / GAME-BY-GAME RESULTS

	G	Min.	FGM	FGA	Pct.	FTM	FTA	Pct.	Reb.	Ast.	PF	Dq.	SCORING	
													Pts.	Avg.
Baylor	73	3133	931	2166	.430	676	863	.783	1447	371	279	3	2538	34.8
West	79	2797	529	1264	.419	331	497	.666	611	333	213	1	1389	17.6
LaRusso	79	2593	416	992	.419	323	409	.790	781	135	280	8	1155	14.6
Hundley	79	2179	323	921	.351	223	296	.753	289	350	144	0	869	11.0
Selvy	77	2153	311	767	.405	210	279	.753	299	246	219	3	832	10.8
Hawkins	78	1846	310	719	.431	140	235	.596	479	88	209	2	760	9.7
Krebs	75	1655	271	692	.392	75	93	.806	456	68	223	2	617	8.2
Felix	1510	189	508	.372	135	193	.699	539	37	302	12	0	513	6.6
Leonard	55	600	61	207	.295	71	100	.710	70	81	70	0	193	3.5
Joliff	46	352	46	141	.326	11	23	.478	141	16	53	0	103	2.2
Alcorn	20	174	12	40	.300	7	8	.875	50	2	47	1	31	1.6
Johnsont	8	43	2	13	.154	2	3	.667	15	1	4	0	6	0.8

DATE	OPPONENT	BOX SCORE	W / L	DATE	OPPONENT	BOX SCORE	W / L
Oct. 19	@ Cincinnati	L 123-140	0-1	Jan. 5	St. Louis	W 110-96	17-25
Oct. 22	@ St. Louis	L 96-112	0-2	Jan. 6	St. Louis	L 104-108	17-26
Oct. 24	New York	L 101-111	0-3	Jan. 10	New York	W 117-104	18-26
Oct. 25	New York	W 120-118	1-3	Jan. 11	New York	L 104-109	18-27
Oct. 28	@ Philadelphia	L 120-122	1-4	Jan. 14	Cincinnati	W 123-114	19-27
Oct. 29	@ Syracuse	L 118-125	1-5	Jan. 15	Cincinnati	L 108-109	19-28
Nov. 2	New York at Detroit	W 106-96	2-5	Jan. 19	Boston at Phila.	L 103-106	19-29
Nov. 5	Syracuse	W 112-110	3-5	Jan. 21	@ Philadelphia	L 111-136	19-30
Nov. 6	Syracuse at SF	W 119-113	4-5	Jan. 22	Syracuse at Utica	L 109-112	19-31
Nov. 9	Philadelphia at St. Louis	L 118-125	4-6	Jan. 24	Syracuse	W 116-107	20-31
Nov. 12	Boston at Providence	L 124-131	4-7	Jan. 25	Syracuse	W 117-112	21-31
Nov. 15	@ New York	W 123-108	5-7	Jan. 29	Detroit	W 137-113	22-31
Nov. 19	Detroit	W 130-122	6-7	Jan. 30	Detroit	W 117-116	23-31
Nov. 20	Detroit at SF	W 135-131	7-7	Jan. 31	Detroit at New York	L 112-121	23-32
Nov. 22	Cincinnati at NYC	W 133-118	8-7	Feb. 2	St. Louis at Phila.	W 116-115	24-32
Nov. 23	@ Cincinnati	L 118-122	8-8	Feb. 5	@ Detroit	W 125-120	25-32
Nov. 24	Cincinnati at St. Louis	W 108-100	9-8	Feb. 6	Cin. at College Park	W 110-101	26-32
Nov. 25	@ Detroit	W 141-128 (OT)	10-8	Feb. 7	Boston at NYC	L 95-96	26-33
Nov. 26	@ St. Louis	L 113-126	10-9	Feb. 8	St. Louis	W 120-103	27-33
Nov. 27	Philadelphia	L 106-113	10-10	Feb. 9	St. Louis	L 113-123	27-34
Nov. 28	Philadelphia	W 137-112	11-10	Feb. 12	@ St. Louis	W 105-95	28-34
Nov. 29	Philadelphia at NYC	L 100-122	11-11	Feb. 13	Cincinnati at Dayton	L 100-104	28-35
Dec. 1	@ Philadelphia	L 114-117	11-12	Feb. 14	Boston at St. Louis	L 93-113	28-36
Dec. 2	@ Boston	W 120-117	12-12	Feb. 16	@ Detroit	W 129-106	29-36
Dec. 4	Boston	L 103-113	12-13	Feb. 18	@ New York	W 121-106	30-36
Dec. 5	Boston	L 101-123	12-14	Feb. 19	@ Cincinnati	L 106-112	30-37
Dec. 7	@ Cincinnati	L 112-114	12-15	Feb. 20	Syr. at Morgantown	L 121-126	30-38
Dec. 10	@ St. Louis	L 108-111	12-16	Feb. 22	Boston	W 105-93	31-38
Dec. 12	St. Louis	L 103-114	12-17	Feb. 26	Philadelphia	W 121-116	32-38
Dec. 14	St. Louis	W 124-113	13-17	Feb. 27	Philadelphia	L 88-113	32-39
Dec. 16	@ Cincinnati	L 116-130	13-18	Feb. 28	@ Philadelphia	L 108-123	32-40
Dec. 17	@ Boston	L 112-140	13-19	Mar. 1	New York at Boston	W 144-107	33-40
Dec. 19	Detroit at Portland	W 107-103	14-19	Mar. 2	Syracuse at Scranton	W 114-110	34-40
Dec. 20	Detroit at Portland	L 94-97	14-20	Mar. 5	@ Syracuse	W 125-114	35-40
Dec. 26	@ New York	L 112-119	14-21	Mar. 7	@ St. Louis	L 136-137 (2OT)	35-41
Dec. 28	@ Syracuse	L 113-115	14-22	Mar. 8	@ Detroit	L 103-120	35-42
Dec. 29	New York at Phila.	W 111-95	15-22	Mar. 11	Cincinnati	W 105-108	35-43
Dec. 30	@ St. Louis	L 99-107	15-23	Mar. 12	Cincinnati	W 123-122	36-43
Jan. 1	@ Detroit	L 105-116	15-24				
Jan. 2	Detroit at Phila.	W 123-113	16-24				
Jan. 3	Boston	L 96-102	16-25				



1961-62 LOS ANGELES LAKERS



54-26 - 1ST IN WESTERN DIVISION

Head Coach: Fred Schaus
Standing: Jerry West, Rod Hundley, Elgin Baylor, Tom Hawkins, Frank Selvy, Bob McNeil
Seated: Rudy LaRusso, Wayne Yates, Ray Felix, Jim Krebs, Howard Jolliff
Not pictured: Bob Sims, Robert Smith



Western Division Champions

1961-62 REGULAR SEASON STATISTICS / GAME-BY-GAME RESULTS

	G	Min.	FGM	FGA	Pct.	FTM	FTA	Pct.	Reb.	Ast.	PF	Dq.	SCORING	
													Pts.	Avg.
West	75	3087	799	1795	.445	712	926	.769	591	402	173	4	2310	30.8
Baylor	48	2129	680	1588	.428	476	631	.754	892	222	155	1	1836	38.3
LaRusso	80	2754	516	1108	.466	342	448	.763	828	179	255	5	1374	17.2
Selvy	79	2806	433	1032	.420	298	404	.738	412	381	232	0	1164	14.7
Krebs	78	2012	312	701	.445	156	208	.750	616	110	290	9	780	10.0
Hawkins	79	1903	289	704	.411	143	222	.644	514	95	244	7	721	9.1
Felix †	80	1478	171	398	.430	90	130	.692	473	65	266	6	432	5.4
Hundley	78	1492	173	509	.348	83	127	.654	199	290	129	1	422	5.5
Jolliff	64	1094	104	253	.411	41	78	.526	383	76	175	4	249	3.9
Yates	37	263	31	105	.295	10	22	.455	94	16	72	1	72	1.9
Sims*	19	171	22	59	.373	19	39	.487	27	12	40	-	63	3.3
McNeill†	29	229	22	60	.367	8	12	.667	23	40	25	0	52	1.8
R. Smith	3	7	0	1	.000	0	0	---	0	0	1	0	0	0.0

DATE	OPPONENT	BOX SCORE	W / L	DATE	OPPONENT	BOX SCORE	W / L
Oct. 19	Phila. at New York	W 118-113	1-0	Jan. 1	Philadelphia	W 114-111	31-11
Oct. 20	@ Philadelphia	L 115-122	1-1	Jan. 3	Philadelphia	W 124-123	32-11
Oct. 24	Cincinnati at New York	W 124-122	2-1	Jan. 7	Boston	L 95-118	32-12
Oct. 25	@ Detroit	W 120-116	3-1	Jan. 13	@ St. Louis	W 108-107	33-12
Oct. 27	Detroit	W 128-118	4-1	Jan. 14	Detroit at Ft. Wayne	L 108-118	33-13
Oct. 28	Detroit	W 135-126	5-1	Jan. 17	New York	W 129-121	34-13
Nov. 1	Cincinnati	W 120-115	6-1	Jan. 19	New York	W 108-107	35-13
Nov. 3	Cincinnati	L 114-132	6-2	Jan. 20	@ Cincinnati	L 124-125	35-14
Nov. 4	@ Chicago	W 125-112	7-2	Jan. 21	@ Chicago	W 112-111 (OT)	36-14
Nov. 7	@ St. Louis	W 127-110	8-2	Jan. 23	Boston at New York	L 103-118	36-15
Nov. 8	St. Louis	W 124-118	9-2	Jan. 24	Cincinnati	W 136-123	37-15
Nov. 13	Chicago	W 127-113	10-2	Jan. 26	Cincinnati	W 116-112	38-15
Nov. 15	Chicago	W 133-118	11-2	Jan. 28	Chicago	W 124-109	39-15
Nov. 17	@ Philadelphia	W 125-121	12-2	Jan. 30	Chicago	W 107-92	40-15
Nov. 18	@ Boston	W 103-101	13-2	Jan. 31	@ Detroit	W 123-122 (OT)	41-15
Nov. 21	Detroit at New York	L 102-108	13-3	Feb. 1	Boston at College Park	L 115-130	41-16
Nov. 23	@ St. Louis	W 122-114	14-3	Feb. 3	@ St. Louis	W 127-124	42-16
Nov. 24	@ New York	W 100-89	15-3	Feb. 4	@ Chicago	L 105-113	42-17
Nov. 25	@ Detroit	L 103-104	15-4	Feb. 5	Cin. at Morgantown	W 134-128 (OT)	43-17
Nov. 26	@ Cincinnati	L 102-117	15-5	Feb. 6	@ New York	L 112-116	43-18
Nov. 28	Syracuse at St. Louis	L 111-121	15-6	Feb. 8	Cincinnati at Dayton	L 109-113	43-19
Dec. 1	Philadelphia	L 117-138	15-7	Feb. 10	St. Louis	L 113-117	43-20
Dec. 2	Philadelphia	W 126-119	16-7	Feb. 14	St. Louis	W 130-107	44-20
Dec. 4	Syracuse	W 131-120	17-7	Feb. 16	@ Detroit	L 121-127	44-21
Dec. 5	Syr. at Portland, OR	W 125-120	18-7	Feb. 17	@ New York	W 128-121	45-21
Dec. 6	Syracuse	W 123-121 (OT)	19-7	Feb. 18	Boston	W 125-99	46-21
Dec. 8	@ Philadelphia	W 151-147 (3OT)	20-7	Feb. 20	Boston	L 96-115	46-22
Dec. 9	@ Detroit	W 114-107	21-7	Feb. 22	New York at Phila.	W 118-116	47-22
Dec. 11	St. Louis	W 132-119	22-7	Feb. 23	Chicago at Louisville	W 124-117 (OT)	48-22
Dec. 13	St. Louis	W 137-136 (OT)	23-7	Feb. 24	@ Cincinnati	L 114-118	48-23
Dec. 15	@ Chicago	L 94-97	23-8	Feb. 25	Detroit	W 128-99	49-23
Dec. 16	Syracuse at Rochester	W 123-128	23-9	Feb. 27	Detroit	W 107-100	50-23
Dec. 17	Detroit at Minneapolis	W 122-116	24-9	Mar. 3	@ St. Louis	L 125-134	50-24
Dec. 19	Boston	W 104-101	25-9	Mar. 4	@ Syracuse	W 124-115	51-24
Dec. 20	Chicago at Detroit	W 102-98	26-9	Mar. 9	@ New York	L 100-122	51-25
Dec. 23	@ St. Louis	W 129-126	27-9	Mar. 11	@ Boston	L 105-119	51-26
Dec. 25	@ Cincinnati	W 141-127	28-9	Mar. 12	New York at Seattle	W 119-106	52-26
Dec. 26	@ Boston	L 117-129	28-10	Mar. 13	Cincinnati	W 120-111	53-26
Dec. 27	Syracuse at Phila.	W 119-111	29-10	Mar. 14	St. Louis	W 125-115	54-26
Dec. 28	@ Syracuse	W 121-114	30-10				
Dec. 29	Phila. at Hershey, PA	L 118-123	30-11				

*Finished with another team. †Totals with Lakers only.



1962-63 LOS ANGELES LAKERS



53-27 - 1ST IN WESTERN DIVISION

Head Coach: Fred Schaus
 Standing: Frank Selvy, Rod Hundley, Elgin Baylor, Howard Jolliff, Dick Barnett, Jerry West
 Seated: Jim Krebs, Leroy Ellis, Gene Wiley, Rudy LaRusso
 Not pictured: Ron Horn

Western Division Champions

1962-63 REGULAR SEASON STATISTICS / GAME-BY-GAME RESULTS

	G	Min.	FGM	FGA	Pct.	FTM	FTA	Pct.	Reb.	Ast.	PF	Dq.	SCORING	Pts.	Avg.
Baylor	80	3370	1029	2273	.453	661	790	.837	1146	386	226	1	2719	34.0	
West	55	2163	559	1213	.461	371	477	.778	384	307	150	1	1489	27.1	
Barnett	80	2544	547	1162	.471	343	421	.815	242	224	189	3	1437	18.0	
LaRusso	75	2505	321	761	.422	282	393	.718	747	187	255	5	924	12.3	
Selvy	80	2369	317	747	.424	192	269	.714	289	281	149	0	826	10.3	
Krebs	79	1913	272	627	.434	115	154	.747	502	87	256	2	659	8.3	
Ellis	80	1628	222	530	.419	133	202	.658	518	46	194	1	577	7.2	
Hundley	75	785	88	262	.336	84	119	.706	106	151	81	0	260	3.0	
Wiley	75	1488	109	236	.462	23	68	.338	504	40	180	4	241	3.2	
Horn	28	289	27	82	.329	20	29	.690	71	10	46	0	74	2.6	
Jolliff	28	293	15	55	.273	6	9	.667	62	20	49	1	36	1.3	

DATE	OPPONENT	BOX SCORE	W / L	DATE	OPPONENT	BOX SCORE	W / L
Oct. 16	Detroit at NYC	W 122-106	1-0	Jan. 9	@ Detroit	W 123-115	31-11
Oct. 19	@ New York	L 105-116	1-1	Jan. 11	@ San Francisco	W 134-129	32-11
Oct. 20	@ Syracuse	L 102-108	1-2	Jan. 12	San Francisco	W 119-114	33-11
Oct. 23	@ Cincinnati	L 115-116	1-3	Jan. 13	New York	W 108-102	34-11
Oct. 24	@ Chicago	L 107-118	1-4	Jan. 18	@ Chicago	W 116-108	35-11
Oct. 27	Detroit	W 134-118	2-4	Jan. 20	@ Boston	L 121-133	35-12
Oct. 31	New York	W 115-95	3-4	Jan. 21	Detroit	W 124-94	36-12
Nov. 3	San Francisco	W 127-115	4-4	Jan. 23	Detroit	W 123-119	37-12
Nov. 4	New York	W 125-106	5-4	Jan. 25	Syracuse at San Diego	W 122-114	38-12
Nov. 7	@ San Francisco	W 132-108	6-4	Jan. 27	@ St. Louis	W 105-101	39-12
Nov. 9	@ Boston	W 133-120	7-4	Jan. 30	New York at Boston	W 116-115	40-12
Nov. 10	@ St. Louis	L 96-97	7-5	Jan. 31	Detroit at Ft. Wayne	W 127-122	41-12
Nov. 11	Chicago	L 105-109 (OT)	7-6	Feb. 1	@ Detroit	W 119-109	42-12
Nov. 13	Chicago	W 107-84	8-6	Feb. 2	@ St. Louis	W 103-97	43-12
Nov. 15	Syracuse at Baltimore	L 98-120	8-7	Feb. 3	@ New York	L 95-122	43-13
Nov. 17	@ Chicago	W 110-109	9-7	Feb. 6	Chicago	W 107-105	44-13
Nov. 18	@ Detroit	W 116-98	10-7	Feb. 8	Chicago	W 94-91	45-13
Nov. 22	Cincinnati	W 134-110	11-7	Feb. 9	@ Chicago	W 107-106	46-13
Nov. 23	@ San Francisco	W 129-124	12-7	Feb. 10	@ Cincinnati	L 107-124	46-14
Nov. 24	Cincinnati	W 129-123	13-7	Feb. 12	Boston at Detroit	L 93-120	46-15
Nov. 26	Chicago	W 128-106	14-7	Feb. 13	@ Boston	W 134-128	47-15
Nov. 28	St. Louis	W 114-110	15-7	Feb. 14	Detroit	W 128-111	48-15
Dec. 1	St. Louis	W 110-97	16-7	Feb. 16	San Francisco	L 118-122 (2OT)	48-16
Dec. 4	@ New York	W 132-112	17-7	Feb. 19	@ San Francisco	L 109-111	48-17
Dec. 7	@ Boston	L 112-126	17-8	Feb. 22	Boston	W 113-105	49-17
Dec. 8	@ Cincinnati	W 131-128 (OT)	18-8	Feb. 24	Boston	L 109-119	49-18
Dec. 9	Syr. at Minneapolis	L 114-117	18-9	Feb. 25	Detroit at Des Moines	W 113-107	50-18
Dec. 11	Cincinnati at NYC	W 124-121	19-9	Feb. 26	@ New York	W 116-125	50-19
Dec. 12	Syracuse	W 126-120	20-9	Feb. 27	@ Syracuse	L 111-122	50-20
Dec. 14	@ San Francisco	W 120-118	21-9	Mar. 1	@ Chicago	L 109-114	50-21
Dec. 15	San Francisco	W 113-104	22-9	Mar. 2	San Francisco	L 113-122	50-22
Dec. 17	Syracuse	W 121-114	23-9	Mar. 4	Cincinnati	L 111-114	50-23
Dec. 19	St. Louis	W 135-106	24-9	Mar. 6	Cincinnati	W 106-97	51-23
Dec. 21	St. Louis	L 100-105	24-10	Mar. 9	@ St. Louis	L 101-117	51-24
Dec. 26	@ St. Louis	L 104-106	24-11	Mar. 10	@ Detroit	L 116-124	51-25
Dec. 29	@ Syracuse	W 132-123	25-11	Mar. 11	St. Louis	W 109-96	52-25
Dec. 30	@ Detroit	W 135-130	26-11	Mar. 12	@ San Francisco	L 110-116	52-26
Jan. 4	Boston	W 125-123	27-11	Mar. 13	St. Louis	L 98-112	52-27
Jan. 5	Boston	W 106-104	28-11	Mar. 16	San Francisco	W 111-105 (OT)	53-27
Jan. 6	@ Cincinnati	W 120-119 (OT)	29-11				
Jan. 8	@ St. Louis	W 99-96	30-11				



1963-64 LOS ANGELES LAKERS



42-38 - 3RD IN WESTERN DIVISION

Head Coach: Fred Schaus
Standing: Elgin Baylor, Don Nelson, Cotton Nash,
 Rudy LaRusso, Leroy Ellis, Gene Wiley,
 Hub Reed, Mel Gibson, Jim Krebs,
 Dick Barnett, Jerry West, Jim King
Not pictured: Frank Selvy



1963-64 REGULAR SEASON STATISTICS / GAME-BY-GAME RESULTS

	G	Min.	FGM	FGA	Pct.	FTM	FTA	Pct.	Reb.	Ast.	PF	Dq.	SCORING	
													Pts.	Avg.
West	72	2906	740	1529	484	584	702	832	433	403	200	2	2064	28.7
Baylor	78	3164	756	1778	425	471	586	804	936	347	235	1	1983	25.4
Barnett	78	2620	541	1197	452	351	454	773	250	238	233	3	1433	18.4
LaRusso	79	2746	337	776	434	298	397	751	800	190	268	5	972	12.3
Ellis	78	1459	200	473	423	112	170	659	498	41	192	3	512	6.6
Nelson	80	1406	135	323	418	149	201	741	323	76	181	1	419	5.2
Selvy	73	1286	160	423	378	78	122	659	138	149	115	1	398	5.5
Wiley	73	1510	146	273	535	45	75	600	510	166	4	4	337	4.3
Krebs	68	975	134	357	375	65	85	765	283	49	99	6	333	4.9
King	60	762	84	198	424	66	101	653	113	110	99	0	234	3.9
Reed	46	386	33	91	363	10	15	667	107	23	73	0	76	1.7
Gibson	9	53	6	20	300	1	2	500	4	6	10	0	13	1.4

DATE	OPPONENT	BOX SCORE	W / L	DATE	OPPONENT	BOX SCORE	W / L
Oct. 19	@ St. Louis	L 108-117	0-1	Jan. 15	@ St. Louis	W 111-109	27-15
Oct. 22	@ New York	W 130-117	1-1	Jan. 16	@ Cincinnati	W 95-108	27-16
Oct. 23	@ Detroit	W 124-116	2-1	Jan. 17	@ Boston	L 79-99	27-17
Oct. 25	@ Cincinnati	W 122-109	3-1	Jan. 18	Philadelphia at Syracuse	W 115-111	28-17
Oct. 30	Cincinnati	L 107-115	3-2	Jan. 20	Detroit	L 107-118	28-18
Nov. 1	Cincinnati	W 122-112	4-2	Jan. 22	Detroit	W 110-101	29-18
Nov. 2	@ San Francisco	L 99-118	4-3	Jan. 24	San Francisco	W 118-100	30-18
Nov. 6	New York	W 111-109	5-3	Jan. 25	@ San Francisco	L 95-120	30-19
Nov. 8	San Francisco	W 93-90	6-3	Jan. 26	San Francisco	W 108-96	31-19
Nov. 10	New York	W 104-79	7-3	Jan. 28	@ Detroit	L 92-93	31-20
Nov. 11	Detroit at Minneapolis	L 109-116	7-4	Jan. 29	Philadelphia at Boston	L 97-102	31-21
Nov. 13	Boston at NYC	L 110-114	7-5	Jan. 30	@ Baltimore	L 89-107	31-22
Nov. 14	@ Baltimore	W 123-115	8-5	Feb. 1	@ St. Louis	L 96-113	31-23
Nov. 15	@ Philadelphia	L 97-99	8-6	Feb. 2	@ St. Louis	L 105-107	31-24
Nov. 16	Detroit	W 115-95	9-6	Feb. 4	@ Cincinnati	L 100-118	31-25
Nov. 17	St. Louis	L 112-117	9-7	Feb. 5	Detroit	W 111-85	32-25
Nov. 21	St. Louis	W 111-99	10-7	Feb. 7	Detroit	L 103-111	32-26
Nov. 26	@ New York	W 119-112	11-7	Feb. 8	@ Philadelphia	L 101-109	32-27
Nov. 27	@ Boston	L 78-114	11-8	Feb. 9	@ Baltimore	L 110-119	32-28
Nov. 29	@ Detroit	W 127-111	12-8	Feb. 11	@ Boston	W 113-109	33-28
Nov. 30	@ St. Louis	W 97-96	13-8	Feb. 12	Boston	L 97-104 (OT)	33-29
Dec. 1	@ Cincinnati	W 114-109	14-8	Feb. 16	Boston	L 90-93	33-30
Dec. 4	@ Baltimore	W 98-118	14-9	Feb. 18	@ New York	L 117-118	33-31
Dec. 6	@ San Francisco	L 110-101	15-9	Feb. 19	Detroit at Toledo, OH	L 115-116	33-32
Dec. 8	San Francisco	L 112-114	15-10	Feb. 20	@ Detroit	W 106-101	34-32
Dec. 9	Baltimore at Seattle	W 134-120	16-10	Feb. 22	Cincinnati	L 105-107	34-33
Dec. 12	Baltimore	W 120-105	17-10	Feb. 23	@ San Francisco	L 108-109	34-34
Dec. 14	Baltimore	W 113-108	18-10	Feb. 26	Cincinnati	W 103-97	35-34
Dec. 15	St. Louis	L 95-102	18-11	Feb. 28	@ Baltimore	W 115-112	36-34
Dec. 18	Philadelphia	W 116-96	19-11	Feb. 29	@ St. Louis	L 114-115 (OT)	36-35
Dec. 21	Philadelphia	W 126-113	20-11	Mar. 1	St. Louis	W 114-91	37-35
Dec. 25	@ New York	W 134-126	21-11	Mar. 4	St. Louis	L 105-110	37-36
Dec. 26	@ Boston	L 110-126	21-12	Mar. 7	San Francisco	L 118-120	37-37
Dec. 28	@ Philadelphia	L 100-114	21-13	Mar. 9	Baltimore	W 122-112	38-37
Dec. 29	Detroit at Ft. Wayne	W 140-128	22-13	Mar. 11	Baltimore at Long Beach	W 115-109	39-37
Dec. 31	St. Louis	W 132-119	23-13	Mar. 13	@ San Francisco	W 112-109	40-37
Jan. 4	Boston	W 125-118 (OT)	24-13	Mar. 14	San Francisco	L 95-111	40-38
Jan. 5	Boston	W 97-95	25-13	Mar. 15	Philadelphia	W 120-95	41-38
Jan. 8	New York	W 136-118	26-13	Mar. 17	Philadelphia	W 121-97	42-38
Jan. 10	@ San Francisco	L 89-114	26-14				
Jan. 11	New York at San Diego	L 108-118	26-15				





1964-65 LOS ANGELES LAKERS



49-31 - 1ST IN WESTERN DIVISION

Head Coach: Fred Schaus
 Standing: Jim King, Dick Barnett, Elgin Baylor, Don Nelson, Jerry West, Walt Hazzard
 Seated: Bill McGill, Darrall Imhoff, Gene Wiley, Leroy Ellis, Rudy LaRusso
 Not pictured: Jerry Grote, Cotton Nash

Western Division Champions

1964-65 REGULAR SEASON STATISTICS / GAME-BY-GAME RESULTS

	G	Min.	FGM	FGA	Pct.	FTM	FTA	Pct.	Reb.	Ast.	PF	Dq.	SCORING	
													Pts.	Avg.
West	74	3066	822	1655	.497	648	789	.821	447	364	221	2	2292	31.0
Baylor	74	3056	763	1903	.401	483	610	.792	950	280	235	0	2009	27.1
LaRusso	77	2588	381	827	.461	321	415	.773	725	198	258	3	1083	14.1
Barnett	74	2026	375	908	.413	270	338	.799	200	159	209	1	1020	13.8
Ellis	80	2026	311	700	.444	198	284	.697	652	49	196	1	820	10.3
King	77	1671	184	469	.392	118	151	.781	214	178	193	2	486	6.3
Wiley	80	2002	175	376	.465	56	111	.505	690	105	235	11	406	5.1
Imhoff	76	1521	145	311	.466	88	154	.571	500	87	238	7	378	5.0
Hazzard	66	919	117	306	.382	46	71	.648	111	140	132	0	280	4.2
Nelson	39	238	36	85	.424	20	26	.769	73	24	40	1	92	2.4
Nash*	25	167	14	57	.246	25	32	.781	35	10	30	0	53	2.1
McGill†	8	37	7	20	.350	1	1	1.000	12	3	6	0	15	1.9
Grote	11	33	6	11	.545	2	2	1.000	4	4	5	0	14	1.3

DATE	OPPONENT	BOX SCORE	W / L	DATE	OPPONENT	BOX SCORE	W / L
Oct. 17	@ New York	W 113-109	1-0	Jan. 14	@ Detroit	W 104-100	24-18
Oct. 20	@ Cincinnati	L 113-121	1-1	Jan. 15	@ Cincinnati	L 106-124	24-19
Oct. 21	@ Baltimore	W 108-105	2-1	Jan. 17	@ St. Louis	L 105-118	24-20
Oct. 23	@ San Francisco	W 94-92	3-1	Jan. 20	New York	W 119-103	25-20
Oct. 28	Baltimore	W 112-102	4-1	Jan. 22	New York	W 117-107	26-20
Oct. 29	Baltimore	L 95-98	4-2	Jan. 24	@ Boston	L 93-117	26-21
Nov. 1	St. Louis	L 115-116	4-3	Jan. 26	@ New York	W 111-99	27-21
Nov. 5	New York	W 106-96	5-3	Jan. 27	Cincinnati	W 119-112	28-21
Nov. 7	San Francisco	W 130-103	6-3	Jan. 29	Cincinnati	W 137-133 (2OT)	29-21
Nov. 10	New York	W 108-101	7-3	Jan. 30	@ San Francisco	W 109-99	30-21
Nov. 12	@ New York	W 132-123 (OT)	8-3	Jan. 31	San Francisco	W 96-94	31-21
Nov. 13	@ Boston	W 114-112	9-3	Feb. 2	Detroit at Cleveland	L 118-121	31-22
Nov. 14	@ Baltimore	L 115-127	9-4	Feb. 3	@ Cincinnati	L 99-130	31-23
Nov. 15	@ Detroit	W 111-105	10-4	Feb. 6	@ Baltimore	L 112-116	31-24
Nov. 18	Cincinnati	L 90-92	10-5	Feb. 7	@ Boston	L 97-101	31-25
Nov. 20	Cincinnati	W 131-121	11-5	Feb. 8	Philadelphia	W 117-98	32-25
Nov. 25	Detroit	W 130-117	12-5	Feb. 10	Philadelphia	L 99-110	32-26
Nov. 27	Detroit	W 117-111	13-5	Feb. 12	San Francisco	W 114-95	33-26
Nov. 28	@ San Francisco	L 106-109	13-6	Feb. 13	@ San Francisco	W 129-105	34-26
Nov. 29	Baltimore	W 126-110	14-6	Feb. 17	@ New York	W 118-98	35-26
Dec. 1	@ Philadelphia	W 116-117	15-6	Feb. 18	@ Philadelphia	W 117-110	36-26
Dec. 2	@ St. Louis	L 102-105	15-7	Feb. 19	@ Baltimore	W 119-111	37-26
Dec. 4	@ Cincinnati	W 90-104	15-8	Feb. 21	Boston	W 129-114	38-26
Dec. 6	Phila. at Minneapolis	W 109-104	16-8	Feb. 24	Boston	L 95-97	38-27
Dec. 8	Boston	L 98-108	16-9	Feb. 26	St. Louis	W 106-90	39-27
Dec. 10	St. Louis	L 91-95	16-10	Feb. 28	Philadelphia at Syr.	W 122-118	40-27
Dec. 13	Detroit	W 116-115	17-10	Mar. 2	Philadelphia at NYC	W 126-117	41-27
Dec. 15	Detroit	L 116-131	17-11	Mar. 3	@ Boston	W 104-102	42-27
Dec. 16	@ Detroit	W 126-120 (OT)	18-11	Mar. 5	@ New York	W 105-103	43-27
Dec. 18	@ Cincinnati	L 107-111	18-12	Mar. 6	@ St. Louis	L 107-109	43-28
Dec. 19	Philadelphia	L 113-140	18-13	Mar. 7	Cincinnati	W 106-104	44-28
Dec. 21	New York	W 125-113	19-13	Mar. 9	Baltimore	W 123-114	45-28
Dec. 23	Philadelphia	W 135-117	20-13	Mar. 11	Baltimore	W 121-116 (OT)	46-28
Dec. 26	San Francisco	W 129-122	21-13	Mar. 12	@ San Francisco	W 115-93	47-28
Dec. 28	@ Boston	L 112-133	21-14	Mar. 13	St. Louis	W 106-101	48-28
Dec. 30	@ Philadelphia	L 115-117	21-15	Mar. 14	St. Louis	L 108-115	48-29
Jan. 2	@ St. Louis	W 115-112	22-15	Mar. 16	@ Detroit	W 100-99	49-29
Jan. 3	@ St. Louis	W 99-92	23-15	Mar. 17	@ Baltimore	L 106-117	49-30
Jan. 7	Boston	L 104-112	23-16	Mar. 20	San Francisco	L 98-112	49-31
Jan. 9	Boston	L 103-107	23-17				
Jan. 11	Detroit at Pittsburgh	L 127-128	23-18				




1965-66 LOS ANGELES LAKERS



45-35 - 1ST IN WESTERN DIVISION

Head Coach: Fred Schaus
Standing: Jim King, Jerry West, John Fairchild, Elgin Baylor, Walt Hazzard, Gail Goodrich
Seated: Bob Boozer, Gene Wiley, Darrall Imhoff, Leroy Ellis, Rudy LaRusso



Western Division Champions

1965-66 REGULAR SEASON STATISTICS / GAME-BY-GAME RESULTS

	G	Min.	FGM	FGA	Pct.	FTM	FTA	Pct.	Reb.	Ast.	PF	Dq.	SCORING	
													Pts.	Avg.
West	79	3218	818	1731	.473	840	977	.860	562	480	243	1	2476	31.3
LaRusso	76	2316	410	897	.457	350	445	.787	660	165	261	9	1170	15.4
Hazzard	80	2198	458	1003	.457	182	257	.708	219	393	224	0	1098	13.7
Baylor	65	1975	415	1034	.401	249	337	.739	621	224	157	0	1079	16.6
Ellis	80	2219	393	927	.424	186	256	.727	735	74	232	3	972	12.2
Boozer	78	1847	365	754	.484	225	289	.779	548	87	196	0	955	12.2
King	76	1499	238	545	.437	94	115	.817	204	223	181	1	570	7.5
Goodrich	68	1008	203	503	.404	103	149	.691	130	103	1	509	7.8	
Imhoff	77	1413	151	337	.448	77	136	.566	509	113	234	7	379	4.9
Wiley	67	1386	123	289	.426	43	76	.566	490	63	171	3	289	4.3
Fairchild	30	171	23	89	.258	14	20	.700	45	11	33	0	60	2.0

DATE	OPPONENT	BOX SCORE	W / L	DATE	OPPONENT	BOX SCORE	W / L
Oct. 15	@ San Francisco	W 122-115	1-0	Jan. 2	Boston	L 113-124	23-19
Oct. 16	@ St. Louis	W 106-94	2-0	Jan. 5	Boston	W 120-113	24-19
Oct. 20	@ Boston	L 96-100	2-1	Jan. 7	@ Philadelphia	W 126-120	25-19
Oct. 23	@ New York	L 101-106	2-2	Jan. 8	@ New York	L 127-133	25-20
Oct. 26	New York	W 104-102	3-2	Jan. 9	@ Detroit	W 111-98	26-20
Oct. 28	New York	W 140-116	4-2	Jan. 12	@ Boston	L 102-114	26-21
Oct. 30	San Francisco	L 122-124	4-3	Jan. 14	@ San Francisco	W 118-110	27-21
Nov. 3	St. Louis	W 120-116	5-3	Jan. 15	New York	W 152-123	28-21
Nov. 5	St. Louis	W 118-116	6-3	Jan. 18	@ Cincinnati	L 108-119	28-22
Nov. 6	@ St. Louis	L 101-131	6-4	Jan. 20	@ Baltimore	L 121-123	28-23
Nov. 7	@ Baltimore	L 116-137	6-5	Jan. 21	San Francisco	L 109-120	28-24
Nov. 9	@ Philadelphia	L 110-118	6-6	Jan. 25	Philadelphia at NYC	L 106-110	28-25
Nov. 10	Detroit	W 133-125	7-6	Jan. 26	@ Detroit	W 126-110	29-25
Nov. 12	New York at Minneapolis	W 107-106	8-6	Jan. 28	Baltimore	W 138-123	30-25
Nov. 14	Baltimore	W 129-114	9-6	Jan. 30	Baltimore	W 136-122	31-25
Nov. 17	Boston	W 125-115	10-6	Feb. 2	Cincinnati	W 119-118	32-25
Nov. 19	San Francisco	W 135-124	11-6	Feb. 4	Cincinnati	W 132-125	33-25
Nov. 20	San Fran. at Las Vegas	W 133-117	12-6	Feb. 6	@ St. Louis	L 105-109	33-26
Nov. 21	Philadelphia	L 104-110	12-7	Feb. 7	@ Philadelphia	L 125-132	33-27
Nov. 24	Philadelphia	W 127-124	13-7	Feb. 9	@ Baltimore	W 123-116 (OT)	34-27
Nov. 26	@ Baltimore	L 107-110	13-8	Feb. 12	@ New York	L 127-140	34-28
Nov. 27	@ Boston	L 95-101	13-9	Feb. 13	@ Boston	L 117-121	35-28
Nov. 28	Detroit	W 128-110	14-9	Feb. 15	New York	W 132-124	36-28
Nov. 30	@ Cincinnati	L 120-126	14-10	Feb. 17	Philadelphia	L 121-136	36-29
Dec. 1	Cincinnati	W 121-105	15-10	Feb. 19	Boston	L 111-115	36-30
Dec. 3	Cincinnati	L 118-122	15-11	Feb. 21	Boston	L 108-115	36-31
Dec. 6	Phila. at Charleston	L 107-116	15-12	Feb. 23	Cincinnati	W 140-133	37-31
Dec. 7	@ New York	L 127-131	15-13	Feb. 26	@ Detroit	W 131-118	38-31
Dec. 8	@ Boston	L 106-108	15-14	Mar. 2	@ Baltimore	L 113-119	38-32
Dec. 10	@ Cincinnati	W 129-110	16-14	Mar. 4	Baltimore	W 123-106	39-32
Dec. 11	St. Louis	W 126-108	17-14	Mar. 5	@ San Francisco	W 125-123	40-32
Dec. 12	St. Louis	W 123-101	18-14	Mar. 6	Baltimore	W 126-105	41-32
Dec. 15	Philadelphia	L 108-122	18-15	Mar. 8	@ New York	L 132-133 (OT)	41-33
Dec. 17	Philadelphia	L 117-127	18-16	Mar. 9	Cin. at Indianapolis	W 119-116	42-33
Dec. 19	San Francisco	W 132-120	19-16	Mar. 11	Detroit	L 114-116	42-34
Dec. 23	Detroit	W 122-112	20-16	Mar. 15	Detroit	W 135-108	43-34
Dec. 25	Detroit	W 115-106	21-16	Mar. 18	St. Louis	W 132-120	44-34
Dec. 27	St. Louis at Memphis	W 108-100	22-16	Mar. 19	@ San Francisco	L 119-125	44-35
Dec. 28	@ St. Louis	W 107-100	23-16	Mar. 20	San Francisco	W 124-112	45-35
Dec. 29	@ Cincinnati	L 109-111	23-17				
Dec. 30	Detroit at Ft. Wayne	L 114-117	23-18				





1966-67 LOS ANGELES LAKERS



36-45 - 3RD IN WESTERN DIVISION

Head Coach: Fred Schaas
Staffing: Gail Goodrich, Walt Hazzard, Jerry Chambers, Tom Hawkins, Jerry West, Archie Clark
Seated: John Block, Jim Barnes, Henry Finkel, Darrall Imhoff, Rudy LaRusso, Elgin Baylor
Not pictured: Mel Counts

1966-67 REGULAR SEASON STATISTICS / GAME-BY-GAME RESULTS

	G	Min.	FGM	FGA	Pct.	FTM	FTA	Pct.	Reb.	Ast.	PF	Dq.	SCORING	
													Pts.	Avg.
West	66	2670	645	1389	.464	602	686	.878	392	447	160	1	1892	28.7
Baylor	70	2706	711	1658	.429	440	541	.813	898	215	211	1	1862	26.6
Goodrich	77	1780	352	776	.454	253	337	.751	251	210	294	3	957	12.4
Imhoff	81	2725	370	780	.474	127	207	.614	1080	222	281	7	867	10.7
Clark	76	1763	331	732	.452	136	192	.708	218	205	193	1	798	10.5
Hazzard	79	1642	301	706	.426	129	177	.729	231	323	203	1	731	9.3
Hawkins	76	1798	275	572	.481	82	173	.474	434	83	207	1	632	8.3
LaRusso	80	1292	211	509	.415	156	274	.686	351	78	149	6	578	12.8
Barnes	80	1398	217	497	.437	128	187	.684	450	47	266	5	562	7.0
Chambers	68	1015	224	496	.452	68	93	.731	208	44	143	0	516	7.6
Countst†	31	517	112	252	.444	40	54	.741	189	22	102	4	264	8.5
Block†	22	118	20	52	.385	24	34	.706	45	5	20	0	64	2.9
Finkel	27	141	17	47	.362	7	12	.583	64	5	39	1	41	1.5

DATE	OPPONENT	BOX SCORE	W / L	DATE	OPPONENT	BOX SCORE	W / L		
Oct. 15	@ Baltimore	W	126-115	1-0	Jan. 11	San Francisco	W	141-126	17-25
Oct. 18	@ New York	L	119-122	1-1	Jan. 13	Cincinnati at Cleveland	L	115-125	17-26
Oct. 19	@ Chicago	L	124-134	1-2	Jan. 14	@ Chicago	L	121-122	17-27
Oct. 21	Chicago	L	101-108	1-3	Jan. 15	@ Detroit	W	127-116	18-27
Oct. 26	New York	L	122-133	1-4	Jan. 18	St. Louis	L	121-123 (OT)	18-28
Oct. 28	New York	W	124-114	2-4	Jan. 20	@ Philadelphia	L	108-119	18-29
Oct. 29	@ St. Louis	L	109-110	2-5	Jan. 21	@ Baltimore	L	119-126	18-30
Oct. 30	Detroit at Montreal	L	121-124	2-6	Jan. 22	@ Boston	L	120-121 (OT)	18-31
Nov. 2	@ Boston	L	108-133	2-7	Jan. 25	Baltimore	W	128-115	19-31
Nov. 4	Baltimore	W	131-98	3-7	Jan. 28	Baltimore	W	133-118	20-31
Nov. 8	Baltimore	L	102-104	3-8	Jan. 29	@ Chicago	W	142-122	21-31
Nov. 10	Detroit	L	132-133 (OT)	3-9	Jan. 30	St. Louis at Memphis	L	99-106	21-32
Nov. 11	@ San Francisco	L	93-132	3-10	Feb. 1	Philadelphia	W	143-133	22-32
Nov. 12	Detroit	W	144-88	4-10	Feb. 3	San Francisco	W	129-80	23-32
Nov. 16	Cincinnati at Dayton	W	124-112	5-10	Feb. 5	Philadelphia	L	123-130	23-33
Nov. 18	@ Detroit	L	118-121	5-11	Feb. 7	@ New York	W	122-117	24-33
Nov. 19	San Francisco	L	109-144	5-12	Feb. 8	Baltimore at Charleston	W	121-108	25-33
Nov. 23	Chicago	W	154-130	6-12	Feb. 10	@ Philadelphia	L	131-148	25-34
Nov. 25	Chicago	L	117-121	6-13	Feb. 12	Chicago	W	129-121	26-34
Nov. 26	@ St. Louis	W	133-126	7-13	Feb. 15	Boston	W	124-114	27-34
Nov. 29	@ New York	L	114-118	7-14	Feb. 17	Boston	L	118-120	27-35
Nov. 30	@ Baltimore	W	126-111	8-14	Feb. 19	Chicago	L	118-133	27-36
Dec. 2	@ Philadelphia	L	130-138	8-15	Feb. 21	San Fran. at San Diego	L	133-136	27-37
Dec. 3	@ Cincinnati	W	130-118	9-15	Feb. 22	Cincinnati	W	103-102	28-37
Dec. 4	St. Louis	L	118-123	9-16	Feb. 24	@ Detroit	L	101-102	28-38
Dec. 7	St. Louis	W	130-128 (OT)	10-16	Feb. 25	@ St. Louis	W	134-133 (OT)	29-38
Dec. 9	San Francisco	L	118-119	10-17	Feb. 26	Cincinnati	W	141-127	30-38
Dec. 11	Cincinnati	W	119-118	11-17	Feb. 28	Detroit at NYC	W	119-117	31-38
Dec. 14	Cincinnati	L	124-126	11-18	Mar. 1	@ Cincinnati	L	116-122	31-39
Dec. 18	Boston	W	127-125	12-18	Mar. 3	New York	W	138-132	32-39
Dec. 20	@ San Francisco	L	107-130	12-19	Mar. 5	@ Boston	L	105-130	32-40
Dec. 21	Philadelphia	L	123-129	12-20	Mar. 6	Philadelphia at Pittsburgh	L	117-119	32-41
Dec. 23	Philadelphia	L	107-118	12-21	Mar. 7	@ New York	W	131-119	33-41
Dec. 26	@ Boston	L	106-121	12-22	Mar. 8	St. Louis	L	104-106	33-42
Dec. 28	@ New York	L	115-121	12-23	Mar. 10	Detroit	W	118-103	34-42
Dec. 29	@ Cincinnati	W	125-114	13-23	Mar. 11	@ San Francisco	W	125-120	35-42
Jan. 1	Boston	W	111-110	14-23	Mar. 12	Detroit	L	104-120	35-43
Jan. 4	St. Louis	W	122-101	15-23	Mar. 15	Philadelphia	L	123-138	35-44
Jan. 5	San Fran. at Oakland	L	91-122	15-24	Mar. 17	@ Baltimore	W	135-133	36-44
Jan. 6	Boston	W	102-99	16-24	Mar. 19	@ Chicago	L	109-122	36-45
Jan. 8	NY at Long Beach, CA	L	118-121	16-25					




1967-68 LOS ANGELES LAKERS



52-30 - 2ND IN WESTERN DIVISION

Head Coach: Bill van Breda Kolf
Standing: Tom Hawkins, Dennis Hamilton, Elgin Baylor, Mel Counts, Darrall Imhoff, Erwin Mueller, John Wetzel
Seated: Archie Clark, Gail Goodrich, Jerry West, Fred Crawford
Not pictured: Cliff Anderson, Jim Barnes



Western Division Champions

1967-68 REGULAR SEASON STATISTICS / GAME-BY-GAME RESULTS

	G	Min.	FGM	FGA	Pct.	FTM	FTA	Pct.	Reb.	Ast.	PF	Dq.	SCORING	Pts.	Avg.
Baylor	77	3029	757	1709	.443	488	621	.786	941	355	232	0	2002	26.0	
Clark	81	3039	628	1309	.480	356	481	.740	342	353	235	3	1612	19.9	
West	51	1919	476	926	.514	391	482	.811	294	310	152	1	1343	26.3	
Goodrich	79	2057	395	812	.486	302	392	.770	199	205	228	2	1092	13.8	
Counts	82	1739	384	808	.475	190	254	.748	732	139	309	6	958	11.7	
Hawkins	78	2463	389	779	.499	125	229	.546	458	117	289	7	903	11.6	
Imhoff	82	2271	293	613	.478	177	286	.619	893	206	284	3	763	9.3	
Crawford†	39	973	132	254	.520	61	103	.592	222	78	86	2	325	8.3	
Mueller†	42	713	101	235	.430	59	88	.670	211	27	134	4	261	6.2	
Barnes†	38	434	52	119	.437	35	46	.761	84	51	55	0	139	3.7	
Wetzel	44	378	54	108	.500	13	13	1.000	72	30	46	0	121	2.8	
Hamilton	18	94	7	29	.241	12	28	.429	11	17	18	1	26	1.4	
Anderson															

DATE	OPPONENT	BOX SCORE	W / L	DATE	OPPONENT	BOX SCORE	W / L
Oct. 17	@ Chicago	W 107-105	1-0	Jan. 5	@ Philadelphia	L 113-125	22-20
Oct. 18	@ Philadelphia	L 87-103	1-1	Jan. 6	@ Baltimore	L 127-130 (OT)	22-21
Oct. 19	@ St. Louis	L 95-100	1-2	Jan. 10	New York	L 101-115	22-22
Oct. 21	@ New York	W 114-106	2-2	Jan. 17	Philadelphia	W 125-116	23-22
Oct. 25	Cincinnati	W 132-116	3-2	Jan. 20	San Francisco	W 151-122	24-22
Oct. 27	Chicago	W 125-117	4-2	Jan. 21	Seattle	W 154-123	25-22
Oct. 29	Baltimore	W 118-105	5-2	Jan. 25	Cincinnati at Cleveland	W 118-116	26-22
Nov. 1	New York	L 113-129	5-3	Jan. 26	@ Boston	W 118-112	27-22
Nov. 3	@ Boston	L 104-105	5-4	Jan. 27	@ Detroit	L 119-125	27-23
Nov. 4	@ Cincinnati	W 106-104	6-4	Jan. 28	St. Louis at Miami	L 128-113	28-23
Nov. 11	Philadelphia	L 111-115	6-5	Jan. 30	@ Seattle	L 116-128	28-24
Nov. 12	Chicago	W 97-96	7-5	Jan. 31	St. Louis	W 110-102	29-24
Nov. 15	Chicago	W 124-115	8-5	Feb. 2	Seattle	W 151-113	30-24
Nov. 17	@ Baltimore	L 107-116	8-6	Feb. 3	San Diego	W 133-122	31-24
Nov. 18	@ St. Louis	W 127-107	9-6	Feb. 4	Seattle	W 137-131	32-24
Nov. 21	@ Seattle	L 132-137	9-7	Feb. 6	Cincinnati	W 146-102	33-24
Nov. 23	Detroit	W 132-120	10-7	Feb. 8	@ Seattle	L 110-115	33-25
Nov. 24	@ San Fran. at Oakland	L 121-122	10-8	Feb. 9	San Francisco	W 122-104	34-25
Nov. 25	San Francisco	L 112-131	10-9	Feb. 11	@ Boston	W 141-104	35-25
Nov. 26	St. Louis	W 109-105	11-9	Feb. 13	@ Baltimore	W 119-116 (OT)	36-25
Nov. 28	St. Louis	W 134-117	12-9	Feb. 15	Chicago at Milwaukee	W 132-105	37-25
Nov. 29	@ Detroit	L 123-127	12-10	Feb. 16	@ San Francisco	L 116-118	37-26
Dec. 1	@ Cincinnati	L 119-123	12-11	Feb. 17	Philadelphia	W 134-135 (ZOT)	37-27
Dec. 2	@ New York	W 122-106	13-11	Feb. 21	Boston	W 122-117	38-27
Dec. 5	@ Philadelphia	W 128-122 (OT)	14-11	Feb. 23	Cincinnati	W 131-115	39-27
Dec. 6	@ Baltimore	W 136-125	15-11	Feb. 25	@ San Diego	W 127-112	40-27
Dec. 8	@ Detroit	W 115-103	16-11	Feb. 27	Cincinnati	W 117-106	41-27
Dec. 9	@ San Diego	W 127-109	17-11	Feb. 29	Chicago at Evansville	W 117-107	42-27
Dec. 10	@ Seattle	L 123-133	17-12	Mar. 2	Seattle	W 127-121	43-27
Dec. 14	Chicago	L 101-106	17-13	Mar. 3	Baltimore	W 121-114	44-27
Dec. 17	Boston	L 117-123	17-14	Mar. 6	St. Louis	L 96-112	44-28
Dec. 20	New York	L 131-138	17-15	Mar. 7	@ San Diego	W 119-102	45-28
Dec. 22	Detroit	W 133-105	18-15	Mar. 8	San Diego	W 130-122	46-28
Dec. 25	@ San Diego	L 101-104	18-16	Mar. 9	@ San Francisco	W 137-132 (OT)	47-28
Dec. 26	@ Chicago	W 104-101	19-16	Mar. 10	Baltimore	L 89-119	47-29
Dec. 27	@ Cincinnati	L 127-132	19-17	Mar. 13	San Francisco	L 142-106	48-29
Dec. 29	@ New York	W 126-115	20-17	Mar. 15	New York	W 123-112	49-29
Dec. 30	@ St. Louis	W 106-104	21-17	Mar. 16	Detroit	W 135-108	50-29
Dec. 31	San Diego	W 147-118	22-17	Mar. 17	Detroit	W 120-116	51-29
Jan. 2	@ San Francisco	L 118-119	22-18	Mar. 18	@ Philadelphia	L 128-158	51-30
Jan. 3	Boston	L 103-113	22-19	Mar. 19	San Diego	W 121-109	52-30

* Finished season with another team. † Totals with Lakers only.



1968-69 LOS ANGELES LAKERS



55-27 - 1ST IN WESTERN DIVISION

Head Coach: Bill van Breda Kolf
Staff: John Egan, Cliff Anderson, Keith Erickson, Bill Hewitt, Tom Hawkins, Fred Crawford, Jerry West
Seated: Elgin Baylor, Mel Counts, Wilt Chamberlain, Jay Carty

Western Division Champions

1968-69 REGULAR SEASON STATISTICS / GAME-BY-GAME RESULTS

	G	Min.	FGM	FGA	Pct.	FTM	FTA	Pct.	Reb.	Ast.	PF	Dq.	SCORING	
													Pts.	Avg.
Baylor	76	3064	730	1632	.447	421	567	.743	805	408	204	0	1881	24.8
Chamberlain	81	3669	641	1099	.583	382	857	.446	1712	366	142	0	1664	20.5
West	61	2394	545	1156	.471	490	597	.821	262	423	156	1	1580	25.9
Counts	77	1866	390	867	.450	178	221	.805	600	109	223	5	958	12.4
Egan	82	1805	246	597	.412	204	240	.850	147	215	206	1	696	8.5
Erickson	77	1974	264	629	.420	120	175	.686	308	194	222	6	648	8.4
Hewitt	75	1455	239	528	.453	61	106	.575	332	76	139	1	559	7.2
Hawkins	84	1507	230	461	.499	62	111	.411	286	81	168	1	522	7.1
Crawford	81	1690	211	454	.465	83	154	.539	215	154	224	1	505	6.2
Anderson	35	289	44	108	.407	47	82	.573	44	31	58	0	135	3.9
Carty	28	192	34	89	.382	8	11	.727	58	11	31	0	76	2.7

DATE	OPPONENT	BOX SCORE	W / L	DATE	OPPONENT	BOX SCORE	W / L
Oct. 18	@ Philadelphia	L 96-114	0-1	Jan. 4	@ Atlanta	W 121-111	29-13
Oct. 19	@ New York	W 118-96	1-1	Jan. 7	@ Baltimore	W 100-93	30-13
Oct. 22	@ Cincinnati	L 103-107	1-2	Jan. 10	@ Boston	L 82-88	30-14
Oct. 23	@ Detroit	L 110-117	1-3	Jan. 11	@ Atlanta	L 100-104	30-15
Oct. 25	Baltimore	W 117-111	2-3	Jan. 17	Cincinnati	W 128-107	31-15
Oct. 27	San Diego	W 152-116	3-3	Jan. 19	Cincinnati	W 132-117	32-15
Oct. 29	Atlanta	W 125-124	4-3	Jan. 21	@ Milwaukee	W 122-105	33-15
Nov. 1	Chicago	L 101-114	4-4	Jan. 22	@ Detroit	L 115-116	33-16
Nov. 3	@ Phoenix	W 127-109	5-4	Jan. 24	@ Atlanta	L 106-110	33-17
Nov. 5	@ Chicago	W 112-109 (OT)	6-4	Jan. 26	Cincinnati at Cleveland	W 126-113	34-17
Nov. 6	Milwaukee at Madison	W 128-115	7-4	Jan. 28	Chicago	W 125-118	35-17
Nov. 8	New York	W 102-100	8-4	Jan. 29	@ San Diego	W 122-120	36-17
Nov. 10	New York	W 130-109	9-4	Jan. 31	Milwaukee	W 105-104	37-17
Nov. 15	San Diego	W 127-119	10-4	Feb. 1	@ San Francisco	W 106-101 (OT)	38-17
Nov. 16	@ San Francisco	W 119-112	11-4	Feb. 2	San Francisco	L 117-122 (3OT)	38-18
Nov. 17	Seattle	W 105-94	12-4	Feb. 3	@ Seattle	L 107-114	38-19
Nov. 19	Boston	W 116-106	13-4	Feb. 7	Philadelphia	L 106-109	38-20
Nov. 22	San Francisco	L 98-100	13-5	Feb. 8	@ Phoenix	W 122-104	39-20
Nov. 24	Chicago	W 103-100	14-5	Feb. 9	Phoenix	W 134-116	40-20
Nov. 26	@ New York	L 100-104	14-6	Feb. 12	@ Seattle	W 109-92	41-20
Nov. 28	@ Philadelphia	W 107-122	14-7	Feb. 14	San Diego	W 115-109	42-20
Nov. 29	@ Boston	W 93-92	15-7	Feb. 16	@ Milwaukee	W 97-106	42-21
Dec. 1	Milwaukee	W 113-112	16-7	Feb. 18	@ New York	W 113-109	43-21
Dec. 3	Phoenix	W 122-108	17-7	Feb. 19	@ Baltimore	L 88-110	43-22
Dec. 5	@ Baltimore	L 90-108	17-8	Feb. 21	Boston	L 102-124	43-23
Dec. 6	@ Atlanta	W 99-94	18-8	Feb. 23	Philadelphia	L 121-125	43-24
Dec. 7	@ Chicago	L 81-90	18-9	Feb. 25	Seattle	W 114-111 (OT)	44-24
Dec. 8	San Diego	W 132-118	19-9	Feb. 28	Phoenix	W 121-117	45-24
Dec. 13	Atlanta	L 103-105	19-10	Mar. 1	@ San Diego	W 119-113	46-24
Dec. 14	@ Seattle	W 136-120	20-10	Mar. 2	San Francisco	W 107-92	47-24
Dec. 15	Seattle	W 115-114	21-10	Mar. 4	Baltimore	L 108-116	47-25
Dec. 17	Cincinnati	W 112-108	22-10	Mar. 7	Boston	W 105-99 (OT)	48-25
Dec. 20	San Francisco	W 133-101	23-10	Mar. 9	Baltimore	W 120-109	49-25
Dec. 22	Philadelphia	W 102-99	24-10	Mar. 11	Detroit	W 137-101	50-25
Dec. 25	@ Phoenix	W 113-99	25-10	Mar. 12	@ San Francisco	L 85-97	50-26
Dec. 26	@ Detroit	W 95-94	26-10	Mar. 14	Milwaukee	W 111-103	51-26
Dec. 28	@ Chicago	L 86-93	26-11	Mar. 16	@ Boston	W 108-73	52-26
Dec. 29	Detroit	W 111-108	27-11	Mar. 18	@ Chicago	W 93-92	53-26
Dec. 30	@ San Diego	W 131-126 (OT)	28-11	Mar. 19	@ Cincinnati	L 128-136 (OT)	53-27
Dec. 31	Detroit	L 107-127	28-12	Mar. 21	Atlanta	W 116-103	54-27
Jan. 3	@ Philadelphia	L 101-130	28-13	Mar. 23	New York	W 128-111	55-27



1969-70 LOS ANGELES LAKERS



46-36 - 2ND IN WESTERN DIVISION

Head Coach: Joe Mullaney
Standing: Willie McCarter, Jerry West, Elgin Baylor, Happy Hairston, John Tresvant, Keith Erickson, Dick Garrett, John Egan
Seated: Mike Lynn, Mel Counts, Wilt Chamberlain, Rick Roberson
Not pictured: Bill Hewitt



Western Division Champions

1969-70 REGULAR SEASON STATISTICS / GAME-BY-GAME RESULTS

	G	Min.	FGM	FGA	Pct.	FTM	FTA	Pct.	Reb.	Ast.	PF	Dq.	SCORING	Pts.	Avg.
West	74	3106	831	1673	.497	647	785	.824	338	554	160	3	2309	31.2	
Chamberlain	12	505	129	227	.568	70	157	.446	221	49	31	0	328	27.3	
Baylor	54	2213	511	1051	.486	276	357	.773	559	292	132	1	1298	24.0	
Hairston†	55	2145	426	870	.490	281	350	.803	687	110	194	9	1133	20.6	
Counts	81	2193	434	1017	.427	156	201	.776	683	160	304	7	1024	12.6	
Garrett	73	2318	354	816	.434	138	162	.852	235	180	236	5	846	11.6	
Erickson	68	1755	258	563	.458	91	122	.746	304	209	175	3	607	8.9	
Roberson	74	2005	262	586	.447	120	212	.568	672	122	256	7	644	8.7	
McCarter	40	861	132	349	.378	43	60	.717	83	93	93	0	307	7.7	
Egan	72	1627	215	491	.438	99	121	.818	104	216	171	2	529	7.3	
Tresvant†	20	221	47	88	.534	23	35	.657	63	17	40	0	117	5.9	
Hewitt*	20	478	25	88	.284	16	31	.516	141	28	39	0	66	3.3	
Lynn	44	403	44	133	.331	31	48	.646	64	30	87	4	119	2.7	

DATE	OPPONENT	BOX SCORE	W / L	DATE	OPPONENT	BOX SCORE	W / L
Oct. 17	@ Philadelphia	L 126-131	0-1	Jan. 9	@ Atlanta	W 127-112	21-21
Oct. 18	@ New York	L 96-99	0-2	Jan. 10	@ Chicago	L 112-116 (OT)	21-22
Oct. 21	@ Baltimore	W 142-137 (OT)	1-2	Jan. 14	@ Milwaukee	L 113-115	21-23
Oct. 22	@ Cincinnati	W 116-109	2-2	Jan. 16	@ Boston	W 108-103	22-23
Oct. 24	Milwaukee	W 123-112	3-2	Jan. 18	@ Detroit	L 100-106	22-24
Oct. 25	@ Seattle	W 130-106	4-2	Jan. 22	San Fran. at Houston	W 122-108	23-24
Oct. 26	Chicago	W 129-125	5-2	Jan. 23	Seattle	W 128-100	24-24
Nov. 2	Cincinnati	L 116-124	5-3	Jan. 24	@ Seattle	W 122-121 (OT)	25-24
Nov. 7	Phoenix	L 120-122	5-4	Jan. 25	Phoenix	W 118-106	26-24
Nov. 9	New York	L 102-112	5-5	Jan. 27	San Diego	W 124-109	27-24
Nov. 11	Detroit	L 102-110	5-6	Jan. 28	@ San Diego	W 113-108	28-24
Nov. 14	Phoenix	W 122-112	6-6	Jan. 30	Atlanta	W 102-87	29-24
Nov. 15	@ Phoenix	L 111-114	6-7	Feb. 1	@ Philadelphia	W 113-112	30-24
Nov. 16	Philadelphia	W 138-125	7-7	Feb. 3	Cincinnati at Cleveland	W 124-114	31-24
Nov. 18	@ Detroit	W 125-114	8-7	Feb. 4	@ Detroit	L 109-125	31-25
Nov. 19	@ Cincinnati	W 116-103	9-7	Feb. 6	Milwaukee	L 105-118	31-26
Nov. 21	@ San Diego	W 100-98	10-7	Feb. 7	@ Phoenix	L 117-121 (OT)	31-27
Nov. 22	@ San Francisco	W 106-98	11-7	Feb. 8	San Diego	W 125-113	32-27
Nov. 23	Baltimore	L 97-129	11-8	Feb. 10	Baltimore	L 106-111	32-28
Nov. 25	@ New York	L 96-103	11-9	Feb. 11	@ San Francisco	W 125-115	33-28
Nov. 26	@ Milwaukee	L 81-100	11-10	Feb. 12	Atlanta	W 136-114	34-28
Nov. 28	San Francisco	L 108-114	11-11	Feb. 14	Chicago	L 113-116	34-29
Nov. 30	Chicago	L 114-116 (OT)	11-12	Feb. 15	@ Milwaukee	W 98-96	35-29
Dec. 4	@ Phoenix	L 109-119	11-13	Feb. 17	@ New York	L 93-114	35-30
Dec. 5	Detroit	W 128-109	12-13	Feb. 18	@ Baltimore	L 103-117	35-31
Dec. 6	@ San Diego	W 128-115	13-13	Feb. 20	Milwaukee	W 119-114	36-31
Dec. 7	Atlanta	L 103-104	13-14	Feb. 21	@ San Diego	L 106-121	36-32
Dec. 9	@ Philadelphia	L 99-123	13-15	Feb. 22	Boston	W 108-96	37-32
Dec. 10	@ Boston	L 99-111	13-16	Feb. 24	Atlanta	L 106-118	37-33
Dec. 12	@ Atlanta	L 107-121	13-17	Feb. 27	Chicago	W 111-101	38-33
Dec. 14	Seattle	W 131-127	14-17	Mar. 1	@ Boston	W 120-114	39-33
Dec. 19	Cincinnati	L 109-117	14-18	Mar. 3	@ Atlanta	L 93-101	39-34
Dec. 21	Philadelphia	W 133-117	15-18	Mar. 4	@ Baltimore	L 94-91	40-34
Dec. 23	@ San Diego	L 109-115	15-19	Mar. 6	Baltimore	W 100-105	40-35
Dec. 26	New York	W 114-106	16-19	Mar. 8	Cincinnati	W 144-116	41-35
Dec. 28	Boston	W 108-99	17-19	Mar. 10	San Francisco	W 106-104	42-35
Dec. 30	@ San Francisco	L 100-105	17-20	Mar. 13	Philadelphia	W 128-117	43-35
Jan. 2	San Francisco	W 125-95	18-20	Mar. 15	New York	W 106-101	44-35
Jan. 3	@ Seattle	W 126-109	19-20	Mar. 18	Boston	L 122-137	44-36
Jan. 4	Phoenix	W 120-112	20-20	Mar. 20	Detroit	W 117-111	45-36
Jan. 6	Chicago at Kansas City	L 100-105	20-21	Mar. 22	Seattle	W 121-118	46-36

* Finished season with another team. † Totals with Lakers only.



1970-71 LOS ANGELES LAKERS



48-34 - 1ST IN PACIFIC DIVISION

Head Coach: Joe Mullaney
Staff: Willie McCarter, Jerry West, Jim McMillan, Elgin Baylor, Pat Riley, Ernie Killum, Gail Goodrich
Seated: John Tresvant, Fred Hetzel, Wilt Chamberlain, Rick Roberson, Happy Hairston, Keith Erickson

1970-71 REGULAR SEASON STATISTICS / GAME-BY-GAME RESULTS

	G	Min.	FGM	FGA	Pct.	FTM	FTA	Pct.	Reb.	Ast.	PF	Dq.	SCORING	
													Pts.	Avg.
West	69	2845	667	1351	49.4	525	631	83.2	320	655	180	0	1859	26.9
Chamberlain	82	3630	668	1226	54.5	360	669	53.8	1493	352	174	0	1696	20.7
Hairston	80	2921	574	1233	46.6	337	431	78.2	737	168	256	2	1485	18.6
Goodrich	79	2808	558	1174	47.5	264	343	77.0	260	380	258	3	1380	17.5
Erickson	73	2272	369	783	47.1	85	112	75.9	404	223	241	4	823	11.3
Baylor	2	57	8	19	42.1	4	6	66.7	11	2	6	0	20	10.0
McMillan	81	1747	289	629	45.9	100	130	76.9	330	133	122	1	678	8.4
McCarter	76	1369	247	592	41.7	46	77	59.7	122	126	152	0	540	7.1
Tresvant*	8	66	18	35	51.4	7	10	70.0	23	10	11	0	43	5.4
Roberson	65	909	125	301	41.5	88	143	61.5	304	47	125	1	338	5.2
Riley	54	506	105	254	41.3	56	87	64.4	54	72	84	0	266	4.9
Hetzel	59	613	111	256	43.4	60	77	77.9	149	37	99	3	282	4.8
Killum	4	12	0	4	0.00	1	1	1.000	2	0	1	0	1	0.3

DATE	OPPONENT	BOX SCORE	W / L	DATE	OPPONENT	BOX SCORE	W / L
Oct. 16	@ Chicago	W 106-102	1-0	Jan. 8	@ Philadelphia	W 123-117	24-18
Oct. 17	@ Baltimore	L 116-118 (OT)	1-1	Jan. 10	@ Detroit	L 109-118	24-19
Oct. 20	@ New York	L 100-115	1-2	Jan. 14	Cincinnati at Toronto	W 126-120	25-19
Oct. 21	@ Philadelphia	W 141-117	2-2	Jan. 16	@ Atlanta	L 123-127	25-20
Oct. 23	Philadelphia	L 122-127	2-3	Jan. 19	Philadelphia	W 134-114	26-20
Oct. 25	Cleveland	W 123-96	3-3	Jan. 22	San Francisco	W 130-110	27-20
Oct. 30	Buffalo	W 104-90	4-3	Jan. 24	Cincinnati	W 142-131	28-20
Nov. 3	@ Portland	W 128-108	5-3	Jan. 26	Chicago	W 136-111	28-20
Nov. 6	New York	W 106-104	6-3	Jan. 28	@ Phoenix	L 112-118	29-21
Nov. 8	Baltimore	W 124-105	7-3	Jan. 29	Seattle	W 122-115	30-21
Nov. 10	@ Chicago	L 96-118	7-4	Jan. 30	@ San Francisco	L 85-87	30-22
Nov. 11	@ Detroit	W 117-115	8-4	Jan. 31	Portland	W 133-120	31-22
Nov. 13	Detroit	W 122-109	9-4	Feb. 2	San Diego	W 133-105	32-22
Nov. 17	Atlanta	W 116-105	10-4	Feb. 5	Milwaukee	W 116-93	33-22
Nov. 19	@ Seattle	L 110-111	10-5	Feb. 6	@ San Diego	W 115-108	34-22
Nov. 20	Milwaukee	L 100-117	10-6	Feb. 7	San Francisco	W 119-104	35-22
Nov. 22	Seattle	W 149-124	11-6	Feb. 9	@ Cleveland	W 116-111	36-22
Nov. 27	Phoenix	L 105-116	11-7	Feb. 11	@ Milwaukee	L 88-122	36-23
Nov. 28	@ San Francisco	L 88-92	11-8	Feb. 12	@ Chicago	L 88-107	36-24
Nov. 29	San Diego	W 130-112	12-8	Feb. 14	Cincinnati	W 125-113	37-24
Dec. 1	@ Baltimore	W 97-93	13-8	Feb. 16	New York	W 130-115	38-24
Dec. 2	@ Boston	L 111-114	13-9	Feb. 18	@ Portland	W 136-114	39-24
Dec. 4	San Francisco	W 123-101	14-9	Feb. 19	Philadelphia	L 104-118	39-25
Dec. 5	@ San Diego	L 116-119	14-10	Feb. 21	Boston	W 124-116	40-25
Dec. 6	Portland	W 131-120	15-10	Feb. 23	@ Baltimore	W 114-107	41-25
Dec. 8	@ Phoenix	W 121-112	16-10	Feb. 24	@ Boston	L 96-116	41-26
Dec. 11	@ Seattle	W 126-118	17-10	Feb. 26	Seattle	W 145-121	42-26
Dec. 13	Detroit	L 100-103	17-11	Feb. 27	@ San Francisco	W 112-107	43-26
Dec. 15	@ Buffalo	L 111-113 (OT)	17-12	Feb. 28	Cleveland	W 107-90	44-26
Dec. 16	@ Cincinnati	W 118-102	18-12	Mar. 2	@ Buffalo	W 131-118	45-26
Dec. 19	@ Atlanta	W 116-104	19-12	Mar. 3	@ Milwaukee	L 97-112	45-27
Dec. 21	@ Milwaukee	L 88-113	19-13	Mar. 5	Atlanta	L 104-105	45-28
Dec. 22	Atlanta	L 115-119	19-14	Mar. 6	@ Seattle	L 109-121	45-29
Dec. 25	Boston	W 123-113	20-14	Mar. 7	Chicago	W 117-108	46-29
Dec. 27	Phoenix	W 128-110	21-14	Mar. 9	Baltimore	L 95-107	46-30
Dec. 29	Chicago	W 126-117	22-14	Mar. 12	Buffalo	L 109-116	46-31
Dec. 30	@ Phoenix	L 114-132	22-15	Mar. 14	Detroit	W 110-100	47-31
Jan. 1	San Diego	L 106-117	22-16	Mar. 16	@ New York	L 82-115	47-32
Jan. 2	@ San Diego	L 108-109 (OT)	22-17	Mar. 17	@ Boston	L 104-112	47-33
Jan. 5	Cincinnati at Omaha	L 112-146	22-18	Mar. 19	Phoenix	L 106-111	47-34
Jan. 7	@ Cleveland	W 110-105	23-18	Mar. 21	New York	W 101-98	48-34



1971-72 LOS ANGELES LAKERS



69-13 - 1ST IN PACIFIC DIVISION

Head Coach: Bill Sharman
Standing: Gail Goodrich, Jim Cleamons, Pat Riley, Jim McMillian, Jerry West, Flynn Robinson
Seated: Keith Erickson, Happy Hairston, Leroy Ellis, Wilt Chamberlain, John Trapp, Elgin Baylor



NBA Champions

1971-72 REGULAR SEASON STATISTICS / GAME-BY-GAME RESULTS

	G	Min.	FGM	FGA	Pct.	FTM	FTA	Pct.	Reb.	Ast.	PF	Dq.	SCORING	
													Pts.	Avg.
Goodrich	92	3040	826	1695	.487	475	559	.850	295	365	210	0	2127	25.9
West	77	2973	735	1540	.477	515	633	.814	327	747	209	0	1985	25.8
McMillian	80	3050	642	1331	.482	219	277	.791	222	209	209	0	1503	18.8
Chamberlain	82	3469	496	764	.649	221	524	.422	1572	329	196	0	1213	14.8
Hairston	80	2748	368	798	.461	311	399	.779	1045	193	251	2	1047	13.1
Baylor	9	239	42	97	.433	22	27	.815	57	18	20	0	106	11.8
Robinson	64	1007	262	535	.490	111	129	.860	115	138	139	2	635	9.9
Riley	67	926	197	441	.447	55	74	.743	127	75	110	0	449	6.7
Trapp	58	759	139	314	.443	51	73	.699	180	42	130	3	329	5.7
Erickson	15	262	40	83	.482	6	7	.857	39	35	26	0	86	5.7
Ellis	74	1081	138	300	.460	66	95	.695	310	46	115	0	342	4.6
Cleamons	38	201	35	100	.350	28	36	.778	39	35	21	0	98	2.6

DATE	OPPONENT	BOX SCORE	W / L	DATE	OPPONENT	BOX SCORE	W / L
Oct. 15	@ Detroit	W 132-103	1-0	Jan. 7	@ Atlanta	W 134-90	39-3
Oct. 16	@ New York	W 119-104	2-0	Jan. 9	@ Milwaukee	L 104-120	39-4
Oct. 19	@ Buffalo	W 123-106	3-0	Jan. 11	@ Detroit	W 123-103	40-4
Oct. 20	@ Atlanta	W 126-104	4-0	Jan. 12	@ Cincinnati	L 107-108	40-5
Oct. 22	Chicago	L 106-113	4-1	Jan. 14	@ Philadelphia	W 135-121	41-5
Oct. 24	@ Houston	W 113-103	5-1	Jan. 21	New York	L 101-104	41-6
Oct. 29	Cincinnati	W 119-107	6-1	Jan. 22	@ Phoenix	L 102-116	41-7
Oct. 30	@ Seattle	L 106-115	6-2	Jan. 25	Phoenix	W 129-119	42-7
Oct. 31	Golden State	L 105-109	6-3	Jan. 28	Houston	W 118-105	43-7
Nov. 5	Baltimore	W 110-106	7-3	Jan. 30	Portland	W 153-131	44-7
Nov. 6	@ Golden State	W 105-89	8-3	Feb. 4	Milwaukee	W 118-105	45-7
Nov. 7	New York	W 103-96	9-3	Feb. 5	@ Golden State	W 108-96	46-7
Nov. 9	@ Chicago	W 122-109	10-3	Feb. 6	Baltimore	W 151-127	47-7
Nov. 10	@ Philadelphia	W 143-103	11-3	Feb. 8	@ New York	W 107-102	48-7
Nov. 12	Seattle	W 115-107	12-3	Feb. 9	@ Atlanta	W 117-113	49-7
Nov. 13	@ Portland	W 130-108	13-3	Feb. 11	@ Boston	L 108-121	49-8
Nov. 14	Boston	W 128-115	14-3	Feb. 13	Balt. at College Park	W 121-110	50-8
Nov. 16	Cleveland	W 108-90	15-3	Feb. 15	Cincinnati	W 125-118	51-8
Nov. 19	Houston	W 106-99	16-3	Feb. 16	@ Phoenix	W 109-110	51-9
Nov. 21	Milwaukee	W 112-105	17-3	Feb. 18	Portland	W 125-114	52-9
Nov. 25	@ Seattle	W 139-115	18-3	Feb. 19	@ Portland	W 115-94	53-9
Nov. 26	Detroit	W 132-113	19-3	Feb. 20	Boston	W 132-113	54-9
Nov. 28	Seattle	W 138-121	20-3	Feb. 22	Detroit	L 134-135 (OT)	54-10
Dec. 1	@ Boston	W 124-111	21-3	Feb. 23	Houston at Waco	L 110-115	54-11
Dec. 3	@ Philadelphia	W 131-116	22-3	Feb. 25	Cincinnati	W 109-88	55-11
Dec. 5	Portland	W 123-107	23-3	Feb. 27	Chicago	W 123-118 (OT)	56-11
Dec. 8	@ Houston	W 125-120	24-3	Feb. 29	@ New York	W 114-111	57-11
Dec. 9	@ Golden State	W 124-111	25-3	Mar. 1	Milwaukee at Madison	W 109-108	58-11
Dec. 10	Phoenix	W 126-117	26-3	Mar. 3	Atlanta	W 114-104	59-11
Dec. 12	Atlanta	W 104-95	27-3	Mar. 5	Baltimore	L 94-108	59-12
Dec. 14	@ Portland	W 129-114	28-3	Mar. 7	Philadelphia	W 114-97	60-12
Dec. 17	Golden State	W 123-99	29-3	Mar. 10	Cleveland	W 132-98	61-12
Dec. 18	@ Phoenix	W 112-106	30-3	Mar. 12	Buffalo	W 141-102	62-12
Dec. 19	Philadelphia	W 154-132	31-3	Mar. 14	@ Detroit	W 129-116	63-12
Dec. 21	@ Buffalo	W 117-103	32-3	Mar. 15	@ Cincinnati	W 121-116	64-12
Dec. 22	@ Baltimore	W 127-120	33-3	Mar. 17	Milwaukee	W 123-107	65-12
Dec. 26	Houston	W 137-115	34-3	Mar. 19	Golden State	W 162-99	66-12
Dec. 28	Buffalo	W 105-87	35-3	Mar. 21	@ Chicago	W 109-104	67-12
Dec. 30	@ Seattle	W 122-106	36-3	Mar. 22	@ Cleveland	L 120-124	67-13
Jan. 2	Boston	W 122-113	37-3	Mar. 24	Phoenix	W 112-110	68-13
Jan. 5	@ Cleveland	W 113-103	38-3	Mar. 26	Seattle	W 124-98	69-13





1972-73 LOS ANGELES LAKERS



60-22 - 1ST IN PACIFIC DIVISION

Head Coach: Bill Sharman
Staff: Gail Goodrich, Jerry West, Travis Grant, Pat Riley, Jim Price
Seated: Keith Erickson, Happy Hairston, Mel Counts, Wilt Chamberlain, Bill Bridges, Jim McMillian
Not pictured: Roger Brown, Bill Turner, Leroy Ellis, Flynn Robinson, John Trapp

Western Conference Champions

1972-73 REGULAR SEASON STATISTICS / GAME-BY-GAME RESULTS

	G	Min.	FGM	FGA	Pct.	FTM	FTA	Pct.	Reb.	Ast.	PF	Dq.	SCORING	
													Pts.	Avg.
Goodrich	76	29:17	750	1615	46.4	314	374	84.0	263	332	193	1	1614	23.9
West	69	24:50	618	1221	47.9	339	421	80.5	289	607	138	0	1575	22.8
McMillian	81	29:53	655	1431	45.8	223	264	84.5	447	221	176	0	1533	18.9
Hairston	28	9:39	158	328	48.2	140	178	78.7	370	68	77	0	456	16.3
Chamberlain	82	35:42	426	586	72.7	232	455	51.0	1526	365	191	0	1084	13.2
Bridges†	72	24:21	286	597	47.9	133	190	70.0	782	196	261	3	705	9.8
Erickson	76	19:20	299	696	46.0	89	110	80.9	337	242	190	3	687	9.0
Riley	55	8:01	167	390	42.8	65	82	79.3	65	81	126	0	399	7.3
Price	59	8:28	158	359	44.0	60	73	82.2	115	97	119	1	376	6.4
Robinson*	6	4:17	14	28	50.0	6	8	75.0	7	8	11	0	34	5.7
Counts†	59	6:11	127	278	45.7	39	58	67.2	237	62	98	1	293	5.0
Grant	33	15:53	51	116	44.0	23	26	88.5	52	7	19	0	125	3.8
Ellis	10	15:56	11	40	27.5	4	5	80.0	33	3	13	0	26	2.6
Trapp	5	3:35	3	12	25.0	7	10	70.0	14	2	10	0	13	2.6
Turner†	19	11:17	17	52	32.7	4	7	57.1	25	11	13	0	38	2.0
Brown	1	5:00	0	0	--	1	3	33.3	0	0	1	0	1	1.0

DATE	OPPONENT	BOX SCORE	W / L	DATE	OPPONENT	BOX SCORE	W / L
Oct. 11	@ K.C. Omaha	W 129-94	1-0	Jan. 12	@ Chicago	W 109-97	32-10
Oct. 13	@ Boston	L 104-112	1-1	Jan. 14	@ Atlanta	W 102-100	33-10
Oct. 14	@ New York	L 100-125	1-2	Jan. 16	Baltimore	L 104-112	33-11
Oct. 15	@ Cleveland	W 95-83	2-2	Jan. 19	New York	W 95-88	34-11
Oct. 20	Portland	W 126-104	3-2	Jan. 20	@ Phoenix	W 124-104	35-11
Oct. 22	Chicago	W 104-99	4-2	Jan. 21	K.C. Omaha	W 123-102	36-11
Oct. 24	@ K.C. Omaha	W 114-94	5-2	Jan. 26	Golden State	W 100-84	37-11
Oct. 25	Houston at San Antonio	W 112-107	6-2	Jan. 27	@ Golden State	W 122-107	38-11
Oct. 27	Golden State	L 91-119	6-3	Jan. 28	Seattle	W 130-94	39-11
Oct. 29	Phoenix	W 133-123	7-3	Jan. 30	Chicago	W 95-92	40-11
Nov. 3	Detroit	W 116-107	8-3	Feb. 1	@ Phoenix	W 120-106	41-11
Nov. 4	@ Portland	W 134-120	9-3	Feb. 2	Houston	W 126-109	42-11
Nov. 5	@ Seattle	W 124-115	10-3	Feb. 4	Balt. at College Park	W 125-115	43-11
Nov. 7	Houston	W 122-109	11-3	Feb. 6	@ New York	W 95-90	44-11
Nov. 10	Cleveland	W 118-88	12-3	Feb. 7	@ Boston	L 112-113 (OT)	44-12
Nov. 14	@ Milwaukee	W 95-92	13-3	Feb. 9	@ Milwaukee	L 88-109	44-13
Nov. 15	@ Detroit	W 110-99	14-3	Feb. 11	Philadelphia	W 108-90	45-13
Nov. 17	Buffalo	W 103-100	15-3	Feb. 13	Seattle	W 101-98	46-13
Nov. 19	Philadelphia	W 135-95	16-3	Feb. 16	Baltimore	W 121-103	47-13
Nov. 24	Detroit	W 140-123	17-3	Feb. 17	@ Portland	W 110-103	48-13
Nov. 25	@ Phoenix	W 116-109	18-3	Feb. 18	Atlanta	L 92-99	48-14
Nov. 26	Phoenix	W 112-107	19-3	Feb. 20	@ Chicago	L 89-103	48-15
Dec. 1	Atlanta	L 105-114 (OT)	19-4	Feb. 21	@ Detroit	L 98-106	48-16
Dec. 2	@ Golden State	W 112-103	20-4	Feb. 23	Golden State	L 106-111	48-17
Dec. 5	Milwaukee	W 116-94	21-4	Feb. 25	Milwaukee	W 91-82	49-17
Dec. 8	Seattle	W 119-100	22-4	Feb. 27	K.C. Omaha	W 103-107	49-18
Dec. 10	Portland	W 137-101	23-4	Mar. 2	Chicago	W 108-88	50-18
Dec. 12	@ Chicago	W 106-105 (OT)	24-4	Mar. 4	Cleveland	W 127-84	51-18
Dec. 13	@ Philadelphia	W 128-90	25-4	Mar. 6	@ Portland	W 114-102	52-18
Dec. 15	Boston	L 98-102	25-5	Mar. 9	Boston	L 111-119	52-19
Dec. 19	@ Buffalo	W 126-100	26-5	Mar. 11	Detroit	W 141-117	53-19
Dec. 20	@ Baltimore	W 96-90	27-5	Mar. 13	@ Buffalo	W 121-112	54-19
Dec. 22	Phoenix	L 110-118	27-6	Mar. 14	@ Detroit	W 121-112	55-19
Dec. 26	Portland	W 116-92	28-6	Mar. 16	New York	L 98-109	55-20
Dec. 27	@ Houston	L 104-136	28-7	Mar. 18	Phoenix	W 131-113	56-20
Dec. 29	K.C. Omaha	W 123-92	29-7	Mar. 20	@ Atlanta	L 112-114	56-21
Jan. 1	@ Seattle	W 108-103	30-7	Mar. 21	@ K.C. Omaha	W 124-118	57-21
Jan. 2	@ Golden State	L 106-112	30-8	Mar. 23	Buffalo	W 121-101	58-21
Jan. 6	@ Cleveland	L 93-108	30-9	Mar. 25	@ Seattle	W 109-93	59-21
Jan. 7	@ Milwaukee	L 92-99	30-10	Mar. 27	Milwaukee	L 84-85	59-22
Jan. 10	@ Philadelphia	W 120-96	31-10	Mar. 28	@ Golden State	W 96-89	60-22



1973-74 LOS ANGELES LAKERS



47-35 - 1ST IN PACIFIC DIVISION

Head Coach: Bill Sharman
Standing: Gail Goodrich, Jim Price, Kermit Washington, Pat Riley, Nate Hawthorne, Jerry West
Seated: Stan Love, Happy Hairston, Mel Counts, Elmore Smith, Bill Bridges, Connie Hawkins
Not pictured: Travis Grant



1973-74 REGULAR SEASON STATISTICS / GAME-BY-GAME RESULTS

	G	Min.	FGM	FGA	Pct.	FTM	FTA	Pct.	REBOUNDS										SCORING		
									Off.	Def.	Tot.	Ast.	PF	Dq.	Sl.	Bk.	Pts.	Avg.	Hl		
Goodrich	82	3061	784	1773	.442	508	588	.864	95	155	250	427	227	3	126	12	2076	25.3	49		
West	31	987	232	519	.447	165	198	.833	30	86	116	206	80	0	81	23	629	20.3	35		
Price	82	2628	538	1197	.449	187	234	.799	120	258	378	369	229	2	157	29	1263	15.4	31		
Hairston	77	2634	385	759	.507	343	445	.771	335	705	1040	208	264	2	64	17	1113	14.5	29		
Hawkins†	71	2538	368	733	.502	173	224	.772	162	360	522	379	203	1	105	78	909	12.8	26		
Smith	81	2922	434	949	.457	147	249	.590	204	702	906	150	309	8	71	393	1015	12.5	37		
Riley	72	1361	287	667	.430	110	144	.764	38	90	128	148	173	1	54	3	684	9.5	22		
Bridges	65	1812	216	513	.421	116	164	.707	193	306	499	148	219	3	58	31	548	8.4	28		
Love	51	698	119	278	.428	49	64	.766	54	116	170	48	132	3	28	20	287	5.6	21		
Washington	45	400	73	151	.483	26	49	.531	62	85	147	19	77	0	21	18	172	3.8	18		
Counts	45	499	61	167	.365	24	33	.727	56	90	146	54	85	2	20	23	146	3.2	16		
Hawthorne	33	229	38	93	.409	30	48	.625	16	16	32	23	33	1	9	6	106	3.2	13		
Grant	3	6	1	4	.250	1	3	.333	0	1	1	0	1	0	0	0	3	1.0	3		

DATE	OPPONENT	BOX SCORE	W / L	DATE	OPPONENT	BOX SCORE	W / L
Oct. 9	@ Chicago	W 117-97	1-0	Jan. 6	K.C. Omaha	W 109-105	24-18
Oct. 11	@ Atlanta	L 102-129	1-1	Jan. 8	@ Capital	L 92-94	24-19
Oct. 13	@ Buffalo	W 125-122	2-1	Jan. 9	@ Detroit	L 94-123	24-20
Oct. 19	Seattle	W 118-91	3-1	Jan. 11	@ Boston	W 111-103	25-20
Oct. 21	Atlanta	L 100-119	3-2	Jan. 12	@ Philadelphia	W 108-101	26-20
Oct. 23	@ Houston	W 107-98	4-2	Jan. 18	@ K.C. Omaha	W 116-115	27-20
Oct. 24	@ K.C. Omaha	W 92-91	5-2	Jan. 20	@ Milwaukee	L 90-94	27-21
Oct. 26	Detroit	W 94-92	6-2	Jan. 22	Milwaukee	L 110-111 (OT)	27-22
Oct. 28	Portland	W 111-98	7-2	Jan. 25	Capital	W 143-124	28-22
Oct. 30	@ Portland	L 112-114	7-3	Jan. 27	Milwaukee	W 99-92	28-22
Nov. 2	New York	L 91-106	7-4	Feb. 1	Phoenix	W 121-110	30-22
Nov. 4	Houston	W 106-93	8-4	Feb. 2	@ Phoenix	L 112-119	30-23
Nov. 6	@ Cleveland	L 96-115	8-5	Feb. 3	Portland	W 124-91	31-23
Nov. 7	@ Milwaukee	L 92-109	8-6	Feb. 5	@ Houston	L 112-116 (OT)	31-24
Nov. 9	@ Seattle	W 118-111	9-6	Feb. 6	@ Atlanta	L 103-107	31-25
Nov. 16	Chicago	W 118-102	10-6	Feb. 10	@ Chicago	L 86-96	31-26
Nov. 17	@ Phoenix	W 130-110	11-6	Feb. 12	Houston	L 119-129	31-27
Nov. 18	Cleveland	W 102-100	12-6	Feb. 15	Seattle	W 112-96	32-27
Nov. 20	@ New York	L 89-105	12-7	Feb. 17	Atlanta	L 110-113	32-28
Nov. 21	@ Capital	W 106-97	13-7	Feb. 19	@ K.C. Omaha	L 86-92	32-29
Nov. 24	@ Portland	W 113-108	14-7	Feb. 20	@ Detroit	W 110-112	32-30
Nov. 25	Portland	W 137-109	15-7	Feb. 22	Philadelphia	L 104-103	33-30
Nov. 30	K.C. Omaha	W 123-107	16-7	Feb. 23	@ Seattle	W 118-116	34-30
Dec. 1	@ Portland	L 115-134	16-8	Feb. 24	Chicago	W 100-90	35-30
Dec. 2	Detroit	L 108-114	16-9	Feb. 26	@ Buffalo	W 119-112	36-30
Dec. 4	Phoenix	W 120-103	17-9	Feb. 27	@ Milwaukee	W 110-108	37-30
Dec. 7	Seattle	L 111-115	17-10	Mar. 1	K.C. Omaha	W 107-100	38-30
Dec. 8	@ Golden State	L 111-135	17-11	Mar. 3	Golden State	W 108-104	39-30
Dec. 9	Capital	L 96-110	17-12	Mar. 5	@ Portland	L 102-107	39-31
Dec. 11	@ Cleveland	L 100-101 (OT)	17-13	Mar. 6	Boston	W 116-111	40-31
Dec. 12	@ Detroit	L 96-114	17-14	Mar. 8	Detroit	W 129-113	41-31
Dec. 14	@ Chicago	W 100-97	18-14	Mar. 10	@ Boston	L 82-94	41-32
Dec. 16	Boston	L 110-115	18-15	Mar. 12	@ New York	W 109-102	42-32
Dec. 18	Milwaukee	W 109-107	19-15	Mar. 13	@ Philadelphia	W 121-100	43-32
Dec. 21	Philadelphia	W 116-107	20-15	Mar. 15	Golden State	L 107-112	43-33
Dec. 25	@ Phoenix	L 100-135	20-16	Mar. 16	@ Golden State	L 105-135	43-34
Dec. 28	@ Seattle	L 105-129	20-17	Mar. 17	New York	W 126-114	44-34
Dec. 28	Phoenix	L 119-107	21-17	Mar. 20	Milwaukee	W 120-114	45-34
Dec. 29	@ Golden State	L 100-102	21-18	Mar. 22	Chicago	W 99-93	46-34
Dec. 30	Buffalo	W 108-105	22-18	Mar. 24	Buffalo	W 150-124	47-34
Jan. 4	Golden State	W 114-111	23-18	Mar. 26	Seattle	L 115-121	47-35

† Totals with Lakers only.



1974-75 LOS ANGELES LAKERS



30-52 - 5TH IN PACIFIC DIVISION

Head Coach: Bill Sharman
Staff: Pat Riley, Brian Winters, Stu Lantz, Lucius Allen, Gail Goodrich
Seated: Cazzie Russell, Happy Hairston, Kermit Washington, Elmore Smith, Zelmo Beatty, Corky Calhoun
Not pictured: Bill Bridges, Connie Hawkins, Stan Love, Jim Price

1974-75 REGULAR SEASON STATISTICS / GAME-BY-GAME RESULTS

	G	Min.	FGM	FGA	Pct.	FTM	FTA	Pct.	REBOUNDS					SCORING					
									Off.	Def.	Tot.	Ast.	PF	Dq.	St.	Blk.	Pts.	Avg.	HI
Goodrich	72	2668	656	1429	.456	318	376	.841	96	123	219	420	214	1	102	6	1630	22.6	53
Price*	9	339	75	167	.449	41	45	.911	17	26	43	63	36	1	21	3	191	21.2	27
Allen†	56	2011	443	1006	.440	207	269	.770	81	166	247	319	194	4	122	28	1093	19.5	39
Russell	40	1055	264	580	.455	101	113	.894	34	81	115	109	56	0	27	2	629	15.7	30
Winters	68	1516	359	810	.443	76	92	.826	39	99	138	195	168	1	74	18	794	11.7	30
Riley	46	1016	219	523	.419	69	93	.742	25	60	85	121	128	0	36	4	507	11.0	38
Smith	74	2341	346	702	.493	112	231	.485	210	600	810	145	255	6	84	216	804	10.9	30
Hairston	74	2283	271	536	.506	217	271	.801	304	642	946	173	218	2	52	11	759	10.3	21
Lantz†	56	1430	189	446	.424	145	176	.824	81	89	170	158	134	1	44	10	523	9.3	26
Hawkins	43	1026	139	324	.429	68	99	.687	54	144	198	120	116	1	51	23	346	8.0	24
Love	30	431	85	194	.438	47	66	.712	31	66	97	26	69	1	16	13	217	7.2	18
Beatty	69	1213	136	310	.439	108	135	.800	93	234	327	74	130	1	45	29	380	5.5	19
Calhoun†	57	1270	120	286	.420	44	62	.710	95	141	236	75	160	1	49	23	284	5.0	13
Washington	55	949	87	207	.420	72	122	.590	106	244	350	66	155	2	25	32	246	4.5	12
Bridges*	17	307	20	57	.351	16	30	.533	46	48	94	27	46	1	7	5	56	3.3	15

DATE	OPPONENT	BOX SCORE	W / L	DATE	OPPONENT	BOX SCORE	W / L
Oct. 18	Golden State	W 105-90	1-0	Jan. 11	@ Washington	L 90-102	17-25
Oct. 20	K.C. Omaha	L 95-105	1-1	Jan. 21	@ Golden State	L 108-138	17-26
Oct. 25	Detroit	L 107-110	1-2	Jan. 24	New Orleans	W 110-108	18-26
Oct. 27	Phoenix	W 123-116	2-2	Jan. 26	Philadelphia	L 97-103	18-27
Oct. 29	@ Portland	W 105-102	3-2	Jan. 28	@ Houston	L 89-104	18-28
Oct. 30	@ Seattle	L 97-117	3-3	Jan. 29	@ New Orleans	W 112-108	19-28
Nov. 1	Milwaukee	W 109-86	4-3	Jan. 31	@ Phoenix	L 101-105	19-29
Nov. 3	Buffalo	L 101-124	4-4	Feb. 2	Seattle	L 112-119	19-30
Nov. 8	New York	L 105-117	4-5	Feb. 4	@ New York	L 94-109	19-31
Nov. 10	Golden State	L 103-106	4-6	Feb. 5	@ Philadelphia	W 113-110 (2OT)	20-31
Nov. 13	@ Seattle	L 103-108	4-7	Feb. 7	@ Buffalo	L 98-108	20-32
Nov. 15	Philadelphia	W 105-99	5-7	Feb. 9	@ Detroit	L 96-97	20-33
Nov. 16	@ Portland	L 99-112	5-8	Feb. 11	Buffalo	L 108-112	20-34
Nov. 17	Chicago	L 76-96	5-9	Feb. 14	Atlanta	W 108-100	21-34
Nov. 22	Houston	W 89-83	6-9	Feb. 16	@ Seattle	L 87-109	21-35
Nov. 24	Washington	L 108-111	6-10	Feb. 18	@ Chicago	L 105-128	21-36
Nov. 26	@ Milwaukee	W 105-102	7-10	Feb. 19	@ K.C. Omaha	L 92-115	21-37
Nov. 27	@ K.C. Omaha	L 89-107	7-11	Feb. 21	Golden State	L 93-105	21-38
Nov. 29	New Orleans	W 127-122	8-11	Feb. 23	Boston	L 115-119	21-39
Nov. 30	@ Golden State	L 118-128	8-12	Feb. 26	Portland	L 116-117 (2OT)	21-40
Dec. 1	Phoenix	W 111-105 (OT)	9-12	Feb. 28	Cleveland	W 109-105	22-40
Dec. 3	@ New York	L 95-100	9-13	Mar. 2	@ Washington	L 104-117	22-41
Dec. 4	@ Boston	L 93-101	9-14	Mar. 4	@ Atlanta	L 97-109	22-42
Dec. 6	Atlanta	W 100-84	10-14	Mar. 5	@ New Orleans	L 117-123	22-43
Dec. 7	@ Phoenix	L 88-92	10-15	Mar. 7	Chicago	L 87-89	22-44
Dec. 8	Phoenix	W 107-102	11-15	Mar. 9	Houston	W 116-95	23-44
Dec. 13	Seattle	W 109-93	12-15	Mar. 11	@ Detroit	W 95-94	24-44
Dec. 15	@ Portland	L 97-100	12-16	Mar. 13	@ Cleveland	L 85-104	24-45
Dec. 17	Cleveland	L 106-119	12-17	Mar. 14	@ Milwaukee	W 105-104	25-45
Dec. 20	Detroit	L 102-103	12-18	Mar. 16	Golden State	W 111-95	26-45
Dec. 21	@ Phoenix	L 104-114	12-19	Mar. 18	New York	L 100-109	26-46
Dec. 22	Portland	W 115-102	13-19	Mar. 21	Seattle	W 112-109 (OT)	27-46
Dec. 26	@ Cleveland	W 99-89	14-19	Mar. 23	Milwaukee	W 116-97	28-46
Dec. 27	@ Chicago	W 105-83	15-19	Mar. 25	@ Golden State	L 122-139	28-47
Dec. 28	@ Atlanta	L 89-106	15-20	Mar. 26	@ Seattle	L 89-110	28-48
Dec. 30	@ Houston	L 107-120	15-21	Mar. 28	K.C. Omaha	W 114-103	29-48
Jan. 3	Boston	L 106-127	15-22	Mar. 30	Phoenix	W 104-90	30-48
Jan. 5	Washington	W 112-109 (OT)	16-22	Apr. 1	Portland	L 106-124	30-49
Jan. 7	@ Buffalo	L 107-115	16-23	Apr. 2	@ Phoenix	L 106-108	30-50
Jan. 8	@ Philadelphia	W 106-98	17-23	Apr. 4	Seattle	L 102-111	30-51
Jan. 10	@ Boston	L 97-103	17-24	Apr. 6	@ Portland	L 97-126	30-52



1975-76 LOS ANGELES LAKERS



40-42 - 4TH IN PACIFIC DIVISION

Head Coach: Bill Sharman
Standing: Gail Goodrich, Stu Lantz, Cazzie Russell, C.J. Kupec, Corky Calhoun, Don Freeman, Ron Williams
Seated: Cliff Meely, Camell Warner, Jim McDaniels, Kareem Abdul-Jabbar, Don Ford, Kermit Washington
Not pictured: Lucius Allen, Pat Riley, John Roche, Walt Wesley



1975-76 REGULAR SEASON STATISTICS / GAME-BY-GAME RESULTS

	G	Min.	FGM	FGA	Pct.	FTM	FTA	Pct.	REBOUNDS										SCORING		
									Off.	Def.	Tot.	Ast.	PF	Dq.	Stl.	Blk.	Pts.	Avg.	Hi		
Abdul-Jabbar	82	3379	914	1728	.529	447	636	.703	272	1111	1383	413	292	6	119	338	2275	27.7	48		
Goodrich	75	2646	583	1321	.441	293	346	.847	94	120	214	421	238	3	123	17	1459	19.5	37		
Allen	76	2398	461	1004	.459	197	254	.776	64	150	214	357	241	2	101	20	1119	14.7	28		
Russell	74	1625	371	802	.463	132	148	.892	50	133	183	122	122	0	53	3	874	11.8	33		
Freeman	64	1480	263	606	.434	163	199	.819	72	108	180	171	160	1	57	11	689	10.8	25		
Ford	76	1838	311	710	.438	104	139	.748	118	215	333	111	186	3	50	14	726	9.6	25		
Warner	81	2512	251	524	.479	89	128	.695	223	499	722	106	283	3	55	46	591	7.3	24		
Riley*	2	23	5	13	.385	1	3	.333	1	2	3	0	5	0	1	1	11	5.5	9		
Calhoun	76	1816	172	368	.467	65	83	.783	117	224	341	85	216	4	62	35	409	5.4	18		
Williams	9	158	17	43	.395	10	13	.769	2	17	19	21	15	0	3	0	44	4.9	12		
Lantz	53	853	85	204	.417	80	89	.899	28	71	99	76	105	1	27	3	250	4.7	19		
Wesley	1	7	1	2	.500	2	4	.500	0	1	1	1	2	0	0	0	4	4.0	4		
Washington	36	492	39	90	.433	45	66	.682	51	114	165	20	76	0	11	26	123	3.4	14		
Meely†	20	139	20	51	.392	24	32	.750	10	35	45	9	30	0	5	4	64	3.2	11		
McDaniels	35	242	41	102	.402	9	9	1.000	26	48	74	15	40	1	4	10	91	2.6	12		
Kupec	16	55	10	40	.250	7	11	.636	4	19	23	5	7	0	3	0	27	1.7	6		
Roche	15	52	3	14	.214	2	4	.500	0	3	3	6	7	0	0	0	8	0.5	4		

DATE	OPPONENT	BOX SCORE	W / L	DATE	OPPONENT	BOX SCORE	W / L
Oct. 23	@ New York	W 104-101	1-0	Jan. 9	@ Philadelphia	L 106-109	22-20
Oct. 27	@ Philadelphia	W 104-117	1-1	Jan. 11	@ Milwaukee	L 89-95	22-21
Oct. 28	@ Milwaukee	W 99-92	2-1	Jan. 13	@ Chicago	W 104-102	23-21
Oct. 29	@ Detroit	L 99-112	2-2	Jan. 22	@ Golden State	L 105-129	23-22
Oct. 31	Seattle	W 120-104	3-2	Jan. 23	@ Portland	L 96-119	23-23
Nov. 2	Atlanta	W 116-113 (OT)	4-2	Jan. 25	Washington	L 101-105	23-24
Nov. 4	@ Kansas City	L 98-116	4-3	Jan. 28	Phoenix	W 121-118	24-24
Nov. 5	@ New Orleans	L 104-113	4-4	Jan. 30	Portland	L 113-121	24-25
Nov. 7	New York	W 105-97	5-4	Feb. 1	Philadelphia	W 103-82	25-25
Nov. 8	@ Golden State	L 106-114	5-5	Feb. 5	@ Kansas City	L 109-117	25-26
Nov. 9	Kansas City	W 125-112	6-5	Feb. 6	@ Chicago	L 106-112	25-27
Nov. 12	New Orleans	W 116-100	7-5	Feb. 8	@ Atlanta	W 97-89	26-27
Nov. 14	Phoenix	W 114-107	8-5	Feb. 10	Detroit	W 106-88	27-27
Nov. 16	Chicago	W 110-93	9-5	Feb. 13	New Orleans	W 126-112	28-27
Nov. 18	@ Buffalo	L 106-120	9-6	Feb. 15	@ Washington	L 88-101	28-28
Nov. 19	@ Houston	W 118-110	10-6	Feb. 17	@ New Orleans	W 115-101	29-28
Nov. 21	Milwaukee	W 116-104	11-6	Feb. 18	@ Houston	L 98-114	29-29
Nov. 23	Houston	W 110-99	12-6	Feb. 20	Boston	L 113-125	29-30
Nov. 26	@ Portland	L 101-118	12-7	Feb. 22	@ Seattle	L 91-97	29-31
Nov. 28	Buffalo	W 126-105	13-7	Feb. 27	Kansas City	W 97-90	30-31
Nov. 30	Portland	W 116-109	14-7	Feb. 29	Cleveland	W 108-97	31-31
Dec. 2	@ Washington	L 104-107	14-8	Mar. 5	Golden State	W 106-99	32-31
Dec. 3	@ Detroit	W 118-110	15-8	Mar. 7	Chicago	L 88-91	32-32
Dec. 7	Washington	W 114-106	16-8	Mar. 9	@ New York	L 96-101	32-33
Dec. 12	Philadelphia	W 114-102	17-8	Mar. 10	@ Boston	L 89-92	32-34
Dec. 13	@ Phoenix	L 108-116	17-9	Mar. 12	New York	W 113-95	33-34
Dec. 14	Detroit	W 110-100	18-9	Mar. 14	Buffalo	W 137-109	34-34
Dec. 16	Cleveland	L 103-123	18-10	Mar. 16	@ Cleveland	W 109-105	35-34
Dec. 18	@ Atlanta	L 98-114	18-11	Mar. 17	@ Milwaukee	L 96-109	35-35
Dec. 19	@ Chicago	L 91-104	18-12	Mar. 19	Detroit	W 122-107	36-35
Dec. 21	@ Cleveland	L 98-99	18-13	Mar. 20	@ Phoenix	L 93-106	36-36
Dec. 23	Kansas City	W 111-97	19-13	Mar. 21	Milwaukee	L 111-130	36-37
Dec. 26	Portland	W 104-95	20-13	Mar. 23	Houston	W 125-106	37-37
Dec. 27	@ Seattle	W 109-100	21-13	Mar. 26	Atlanta	W 107-85	38-37
Dec. 28	Boston	L 113-123	21-14	Mar. 27	@ Golden State	L 97-113	38-38
Dec. 30	Seattle	L 100-112	21-15	Mar. 28	Phoenix	L 97-100	38-39
Jan. 2	Golden State	L 105-113	21-16	Mar. 31	@ Seattle	L 109-120	38-40
Jan. 3	@ Golden State	L 99-130	21-17	Apr. 2	Seattle	W 113-105	39-40
Jan. 4	Portland	W 110-101	22-17	Apr. 4	Golden State	W 118-111	40-40
Jan. 6	@ Buffalo	L 113-114	22-18	Apr. 6	@ Portland	L 104-106	40-41
Jan. 7	@ Boston	L 103-109	22-19	Apr. 8	@ Phoenix	L 98-113	40-42

* Finished season with another team. † Totals with Lakers only.



1976-77 LOS ANGELES LAKERS



53-29 - 1ST IN PACIFIC DIVISION

Head Coach: Jerry West
Staff: Lucius Allen, Earl Tatum, Don Chaney, Marv Roberts, Tom Abernathy, Mack Calvin, Cazzie Russell, Stu Lantz, Bo Lamar
Seated: Don Ford, Kermit Washington, Kareem Abdul-Jabbar, C.J. Kupec
Not pictured: Allen Murphy, Johnny Neuman, Camell Warner

1976-77 REGULAR SEASON STATISTICS / GAME-BY-GAME RESULTS

	G	Min.	FGM	FGA	Pct.	FTM	FTA	Pct.	REBOUNDS					SCORING					
									Off.	Def.	Tot.	Ast.	PF	Dq.	Stl.	Blk.	Pts.	Avg.	HI
Abdul-Jabbar	82	3016	898	1333	.579	376	536	.701	266	824	1090	319	262	4	101	261	2152	26.2	40
Russell	82	2583	578	1179	.490	188	219	.858	86	208	294	210	163	1	86	7	1344	16.4	35
Allen	78	2482	472	1035	.456	195	252	.774	58	193	251	405	183	0	116	19	1139	14.6	30
Washington	53	1342	191	380	.503	132	187	.706	182	310	492	48	183	1	43	52	514	9.7	20
Tatum	68	1249	283	607	.466	72	100	.720	83	153	236	118	168	1	85	22	638	9.4	23
Calvin*	12	207	27	82	.329	41	48	.854	6	10	16	21	16	0	11	1	95	7.9	20
Ford	82	1782	262	570	.460	73	102	.716	105	248	353	133	170	0	60	21	597	7.3	19
Lamar	71	1165	228	561	.406	46	68	.676	30	62	92	177	73	0	59	3	502	7.1	22
Abernethy	70	1378	169	349	.484	101	134	.754	113	178	291	98	118	1	49	10	439	6.3	19
Chaney	81	2408	213	522	.408	70	94	.745	120	210	330	308	224	4	140	33	496	6.1	16
Neumann†	59	888	146	363	.402	54	81	.667	19	44	63	137	127	2	28	8	346	5.9	24
Kupec	82	908	153	342	.447	78	101	.772	76	123	199	53	113	0	18	4	384	4.7	14
Warner	14	170	25	53	.472	4	6	.667	21	48	69	11	28	0	1	2	54	3.9	10
Murphy	2	18	1	5	.200	3	7	.429	3	1	4	0	5	0	0	0	5	2.5	3
Roberts	28	209	27	76	.355	4	6	.667	9	16	25	19	34	0	4	2	58	2.1	12

DATE	OPPONENT	BOX SCORE	W / L	DATE	OPPONENT	BOX SCORE	W / L
Oct. 21	@ NY Knicks	L 97-102	0-1	Jan. 18	@ Kansas City	W 113-111	27-15
Oct. 22	@ Washington	W 103-84	1-1	Jan. 21	NY Knicks	W 108-94	28-15
Oct. 24	@ Cleveland	L 95-100	1-2	Jan. 23	Indiana	W 121-104	29-15
Oct. 26	@ Kansas City	L 115-117 (OT)	1-3	Jan. 25	Seattle	W 120-109	30-15
Oct. 29	Atlanta	W 118-101	2-3	Jan. 26	@ Seattle	L 103-118	30-16
Oct. 31	Detroit	W 121-101	3-3	Jan. 28	Philadelphia	W 117-104	31-16
Nov. 5	NY Knicks	L 121-126	3-4	Jan. 30	New Orleans	W 101-99	32-16
Nov. 7	Kansas City	W 107-96	4-4	Feb. 1	Milwaukee	W 136-115	33-16
Nov. 9	@ Buffalo	L 115-121 (OT)	4-5	Feb. 4	@ Boston	W 98-99	33-17
Nov. 10	@ Boston	L 112-117	4-6	Feb. 6	@ Philadelphia	L 97-102	33-18
Nov. 12	Indiana	W 117-106	5-6	Feb. 8	@ NY Knicks	L 107-125	33-19
Nov. 14	Cleveland	W 95-97	5-7	Feb. 9	@ Buffalo	W 105-90	34-19
Nov. 19	Golden State	W 121-99	6-7	Feb. 11	Denver	W 117-109	35-19
Nov. 21	NY Nets	W 96-91	7-7	Feb. 18	Atlanta	L 101-111	35-20
Nov. 23	@ Milwaukee	W 117-114	8-7	Feb. 20	@ Washington	W 108-101	36-20
Nov. 24	@ Denver	L 112-122	8-8	Feb. 22	@ San Antonio	L 103-135	36-21
Nov. 26	Portland	W 99-96	9-8	Feb. 23	@ Detroit	L 101-102	36-22
Nov. 28	Chicago	W 103-84	10-8	Feb. 25	Philadelphia	W 104-102	37-22
Nov. 30	Washington	W 109-102	11-8	Feb. 27	Houston	W 106-101	38-22
Dec. 3	San Antonio	W 114-105	12-8	Mar. 1	@ Atlanta	W 92-90	39-22
Dec. 4	@ Golden State	L 114-116	12-9	Mar. 2	@ Houston	L 113-120	39-23
Dec. 7	@ Chicago	L 81-89	12-10	Mar. 4	Chicago	L 99-114	39-24
Dec. 8	@ Indiana	L 98-111	12-11	Mar. 6	Cleveland	W 104-99	40-24
Dec. 10	Houston	W 109-99	13-11	Mar. 11	Washington	W 94-91	41-24
Dec. 12	Denver	W 112-83	14-11	Mar. 13	@ NY Nets	W 84-81	42-24
Dec. 14	@ Atlanta	L 104-106	14-12	Mar. 14	@ Milwaukee	L 106-110	42-25
Dec. 15	@ New Orleans	W 115-105	15-12	Mar. 15	@ Denver	L 95-107	42-26
Dec. 17	Phoenix	W 118-105	16-12	Mar. 18	Golden State	W 98-85	43-26
Dec. 18	@ Portland	W 115-111 (OT)	17-12	Mar. 20	New Orleans	W 100-95	44-26
Dec. 19	Kansas City	W 103-92	18-12	Mar. 22	@ Chicago	L 86-102	44-27
Dec. 21	Buffalo	W 97-89	19-12	Mar. 23	@ Indiana	W 105-97	45-27
Dec. 25	@ Phoenix	L 96-113	19-13	Mar. 25	Phoenix	W 118-93	46-27
Dec. 26	Milwaukee	W 107-99	20-13	Mar. 26	@ Phoenix	W 109-102	47-27
Dec. 28	Boston	W 134-105	21-13	Mar. 27	Buffalo	W 92-89	48-27
Jan. 2	Portland	W 104-99	22-13	Mar. 29	San Antonio	W 100-97	49-27
Jan. 5	@ Philadelphia	L 94-117	22-14	Apr. 1	Seattle	W 107-102	50-27
Jan. 7	@ NY Nets	W 85-82	23-14	Apr. 3	Detroit	W 115-107 (OT)	51-27
Jan. 9	@ Detroit	W 124-118	24-14	Apr. 5	@ Golden State	L 103-132	51-28
Jan. 11	@ Cleveland	W 101-99	25-14	Apr. 8	NY Nets	W 124-100	52-28
Jan. 14	@ San Antonio	W 109-106	26-14	Apr. 9	@ Portland	L 116-145	52-29
Jan. 15	@ Houston	L 116-122	26-15	Apr. 10	@ Seattle	W 113-104	53-29



1977-78 LOS ANGELES LAKERS



45-37 - 4TH IN PACIFIC DIVISION

Head Coach: Jerry West
Standing: Norm Nixon, Adrian Dantley, Jamaal Wilkes, Tom Abernathy, Charlie Scott, Lou Hudson, Brad Davis
Seated: Don Ford, Kareem Abdul-Jabbar, Dave Robisch, Kenny Carr
Not pictured: Don Chaney, Ernie DiGregorio, James Edwards, Earl Tatum, Kermit Washington



1977-78 REGULAR SEASON STATISTICS / GAME-BY-GAME RESULTS

	G	Min.	FGM	FGA	Pct.	FTM	FTA	Pct.	REBOUNDS											SCORING			
									Off.	Def.	Tot.	Ast.	PF	Dq.	Stl.	TO	Bk.	Pts.	Avg.	Hi			
Abdul-Jabbar	62	2265	663	1205	.550	274	350	.783	186	615	801	269	182	1	103	208	185	1600	25.8	43			
Dantley†	56	1985	377	725	.520	334	417	801	171	233	404	188	157	1	70	161	7	1088	19.4	37			
Edwards*	25	723	145	316	.459	80	125	640	44	136	180	29	89	3	16	57	28	370	14.8	32			
Tatum*	25	663	153	314	.487	45	59	763	23	67	90	70	85	1	37	53	10	351	14.0	25			
Hudson	82	2283	493	992	.497	137	177	774	80	108	188	193	196	0	94	150	14	1123	13.7	30			
Nixon	81	2779	496	998	.497	115	161	714	41	198	239	553	259	3	138	251	7	1107	13.7	28			
Wilkes	51	1490	277	630	.440	106	148	716	113	267	380	182	162	1	77	107	22	660	12.9	29			
Scott†	48	1393	225	509	.442	110	142	775	38	110	148	235	155	4	59	133	11	560	11.7	24			
Washington	25	751	110	244	.451	68	110	618	110	169	279	30	74	1	19	53	24	288	11.5	22			
Ford	79	1945	272	576	.472	68	90	756	106	247	353	142	210	1	68	88	46	612	7.7	22			
Abernathy	73	1317	201	404	.498	91	111	820	105	160	265	101	122	1	55	50	22	493	6.8	24			
Carr	52	733	134	302	.444	55	85	647	53	155	208	26	127	0	18	89	14	323	6.2	15			
Robisch†	55	679	104	249	.418	50	65	769	53	126	179	40	71	0	19	37	14	258	4.7	16			
DiGregorio	25	332	41	100	.410	16	20	800	5	16	23	71	22	0	6	46	0	98	3.9	11			
Chaney*	9	133	13	36	.361	5	6	833	4	7	11	17	14	0	8	11	3	31	3.4	11			
Davis	33	334	30	72	.417	22	29	759	4	31	35	83	39	1	15	35	2	82	2.5	10			

DATE	OPPONENT	BOX SCORE	W / L	DATE	OPPONENT	BOX SCORE	W / L
Oct. 18	@ Milwaukee	L 112-117	0-1	Jan. 17	New York	W 121-108	18-24
Oct. 19	@ Indiana	W 133-120	1-1	Jan. 20	Washington	W 121-99	19-24
Oct. 21	@ Denver	L 101-106	1-2	Jan. 22	Houston	W 106-101	20-24
Oct. 23	Phoenix	L 101-104	1-3	Jan. 24	Philadelphia	W 117-102	21-24
Oct. 25	San Antonio	W 109-107	2-3	Jan. 27	Milwaukee	W 131-114	22-24
Oct. 28	@ Atlanta	L 95-102	2-4	Jan. 29	@ Washington	L 112-119	22-25
Oct. 29	@ San Antonio	L 118-129	2-5	Jan. 31	@ Cleveland	W 116-107	23-25
Nov. 2	@ New Jersey	W 107-102	3-5	Feb. 1	@ Boston	L 100-103 (OT)	23-26
Nov. 4	Indiana	W 111-99	4-5	Feb. 3	@ New Jersey	W 105-99 (OT)	24-26
Nov. 6	New York	L 102-106	4-6	Feb. 7	@ Buffalo	W 132-105	25-26
Nov. 11	New Orleans	W 123-107	5-6	Feb. 8	@ Detroit	W 105-95	26-26
Nov. 13	Golden State	W 97-95	6-6	Feb. 10	Golden State	W 135-107	27-26
Nov. 15	Cleveland	L 95-102 (OT)	6-7	Feb. 12	Atlanta	L 103-116	27-27
Nov. 18	Detroit	W 116-83	7-7	Feb. 14	San Antonio	W 128-114	28-27
Nov. 20	Chicago	L 80-102	7-8	Feb. 17	Boston	W 114-106	29-27
Nov. 22	@ Phoenix	L 107-118	7-9	Feb. 19	@ Golden State	W 115-93	30-27
Nov. 23	@ Seattle	L 89-113	7-10	Feb. 21	@ Chicago	W 106-104	31-27
Nov. 25	New Jersey	W 129-117	8-10	Feb. 22	@ Kansas City	L 122-127 (OT)	31-28
Nov. 27	Portland	L 93-100	8-11	Feb. 24	Denver	W 109-99	32-28
Nov. 30	@ Cleveland	L 101-118	8-12	Feb. 26	Detroit	L 124-127	32-29
Nov. 30	@ Detroit	L 98-104	8-13	Mar. 3	Philadelphia	W 96-95	33-29
Dec. 4	Denver	L 109-111	8-14	Mar. 5	Cleveland	L 128-117	34-29
Dec. 6	Milwaukee	W 108-108	9-14	Mar. 10	Chicago	W 115-109	35-29
Dec. 9	Houston	L 105-116	9-15	Mar. 11	@ Phoenix	L 114-120	35-30
Dec. 11	Buffalo	W 124-119 (OT)	10-15	Mar. 12	Phoenix	W 128-112	36-30
Dec. 13	@ New Orleans	L 94-117	10-16	Mar. 14	@ New York	W 135-117	37-30
Dec. 14	@ Houston	W 113-91	11-16	Mar. 15	@ Philadelphia	L 93-113	37-31
Dec. 16	Seattle	L 90-98	11-17	Mar. 17	Seattle	L 98-105	37-32
Dec. 18	Boston	W 104-97	12-17	Mar. 19	Atlanta	W 101-87	38-32
Dec. 20	Washington	W 120-115	13-17	Mar. 21	@ San Antonio	L 105-109	38-33
Dec. 23	@ Portland	L 98-108	13-18	Mar. 22	@ Houston	W 124-106	39-33
Dec. 25	@ Seattle	W 111-96	14-18	Mar. 24	Buffalo	W 120-115	40-33
Dec. 27	@ Golden State	W 123-82	15-18	Mar. 26	Indiana	W 110-99	41-33
Dec. 30	Kansas City	W 119-109	16-18	Mar. 28	@ Atlanta	L 104-105	41-34
Jan. 3	@ New York	W 120-117	17-18	Mar. 29	@ New Orleans	L 108-103	42-34
Jan. 4	@ Buffalo	L 93-94	17-19	Mar. 31	Portland	L 101-103	42-35
Jan. 6	@ Philadelphia	L 110-123	17-20	Apr. 2	Kansas City	L 133-127	43-35
Jan. 8	@ Indiana	L 103-104	17-21	Apr. 4	@ Milwaukee	W 103-102	44-35
Jan. 10	@ Chicago	L 106-110	17-22	Apr. 5	@ Washington	L 119-125	44-36
Jan. 11	@ Kansas City	L 94-102	17-23	Apr. 7	New Jersey	W 114-106	45-36
Jan. 14	@ Denver	L 112-123	17-24	Apr. 9	@ Portland	L 99-114	45-37

* Finished season with another team. † Totals with Lakers only.



1978-79 LOS ANGELES LAKERS



47-35 - 3RD IN PACIFIC DIVISION

Head Coach: Jerry West
Staffing: Norm Nixon, Lou Hudson, Jamaal Wilkes, Adrian Dantley, Ron Carter, Jim Price, Ron Boone
Seated: Dave Robisch, Kenny Carr, Kareem Abdul-Jabbar, Don Ford
Not pictured: Michael Cooper, Brad Davis

1978-79 REGULAR SEASON STATISTICS / GAME-BY-GAME RESULTS

	G	Min.	FGM	FGA	Pct.	FTM	FTA	Pct.	REBOUNDS				SCORING							
									Off.	Def.	Tot.	Ast.	PF	Dq.	Stl.	TO	Blk.	Pts.	Avg.	HI
Abdul-Jabbar	80	3157	777	1347	.577	349	474	.736	207	818	1025	431	230	3	76	282	316	1903	23.8	40
Wilkes	82	2915	626	1242	.504	272	362	.751	164	445	609	227	275	2	134	224	27	1524	18.6	31
Dantley	60	1775	374	733	.510	292	342	.854	131	211	342	138	162	0	63	155	12	1040	17.3	40
Nixon	82	3145	623	1149	.542	158	204	.775	48	183	231	737	250	6	201	231	17	1404	17.1	29
Hudson	78	1686	329	636	.517	110	124	.887	64	76	140	141	133	1	58	99	17	768	9.8	23
Boone	82	1583	259	569	.455	90	104	.865	53	92	145	154	171	1	66	147	11	608	7.4	18
Carr	72	1149	225	450	.500	83	137	.606	70	222	292	60	152	0	38	116	31	533	7.4	17
Ford	79	1540	228	450	.507	72	89	.809	83	185	268	101	177	2	51	93	25	528	6.7	22
Price	75	1207	171	344	.497	55	79	.696	26	97	123	218	128	0	66	100	12	397	5.3	19
Robisch	80	1219	150	336	.446	86	115	.748	82	203	285	97	108	0	20	53	25	386	4.8	15
Davis*	5	65	8	11	.727	3	4	.750	0	1	1	9	10	0	2	6	0	19	3.8	9
Carter	46	332	54	124	.435	36	54	.667	21	24	45	25	54	1	17	40	7	144	3.1	14
Cooper	3	7	3	6	.500	0	0	---	0	0	0	0	1	0	1	1	0	6	2.0	4

DATE	OPPONENT	BOX SCORE	W / L	DATE	OPPONENT	BOX SCORE	W / L
Oct. 13	@ Philadelphia	L 102-110	0-1	Jan. 10	@ Boston	W 99-89	26-16
Oct. 14	@ New Jersey	L 100-102	0-2	Jan. 12	@ New Jersey	W 117-116	27-16
Oct. 17	@ Cleveland	L 111-113	0-3	Jan. 14	@ Seattle	W 108-99	28-16
Oct. 22	San Antonio	W 134-121	1-3	Jan. 17	@ San Diego	L 117-119	28-17
Oct. 24	@ San Diego	L 123-124	1-4	Jan. 19	Houston	L 121-122 (OT)	28-18
Oct. 27	San Diego	W 113-101	2-4	Jan. 21	Golden State	W 113-107	29-18
Oct. 29	Washington	W 109-93	3-4	Jan. 23	New York	W 148-124	30-18
Oct. 31	Denver	W 134-107	4-4	Jan. 25	@ Detroit	L 100-135	30-19
Nov. 3	New York	W 147-124	5-4	Jan. 26	@ Denver	L 107-119	30-20
Nov. 5	Cleveland	W 117-107	6-4	Jan. 28	Milwaukee	W 111-109	31-20
Nov. 7	@ Chicago	W 112-111	7-4	Jan. 30	New Jersey	W 127-108	32-20
Nov. 8	@ Indiana	W 113-111	8-4	Feb. 6	San Antonio	W 119-111 (OT)	33-20
Nov. 10	Kansas City	W 136-127	9-4	Feb. 7	@ Golden State	W 106-104	34-20
Nov. 12	Indiana	W 134-106	10-4	Feb. 9	Cleveland	W 106-103	35-20
Nov. 14	@ Milwaukee	W 137-119	11-4	Feb. 11	@ Kansas City	L 103-104	35-21
Nov. 15	@ Detroit	W 133-126	12-4	Feb. 13	@ Cleveland	L 111-117	35-22
Nov. 17	New Orleans	W 121-109	13-4	Feb. 16	@ Milwaukee	L 98-99	35-23
Nov. 19	Chicago	W 104-95	14-4	Feb. 18	@ Indiana	W 122-111	36-23
Nov. 22	@ Houston	W 121-114	15-4	Feb. 20	Golden State	L 91-102	36-24
Nov. 24	@ Washington	L 103-113	15-5	Feb. 23	Boston	W 113-104	37-24
Nov. 25	@ Atlanta	L 103-109	15-6	Feb. 25	Indiana	W 118-108	38-24
Nov. 28	Detroit	W 103-105	15-7	Feb. 27	Kansas City	W 122-114	39-24
Dec. 1	Phoenix	W 130-122	16-7	Mar. 2	Philadelphia	W 126-111	40-24
Dec. 3	New Jersey	L 105-107	16-8	Mar. 4	Denver	W 99-113	40-25
Dec. 5	@ New Orleans	W 114-102	17-8	Mar. 9	Chicago	L 92-102	40-26
Dec. 6	@ San Antonio	L 111-112	17-9	Mar. 11	@ Boston	L 106-108	40-27
Dec. 8	Milwaukee	W 101-85	18-9	Mar. 13	@ Washington	L 111-120	40-28
Dec. 10	Atlanta	W 88-86	19-9	Mar. 14	@ San Antonio	L 112-125	40-29
Dec. 12	@ Portland	L 115-117	19-10	Mar. 16	Atlanta	W 111-110	41-29
Dec. 13	@ Seattle	L 107-117	19-11	Mar. 18	Boston	W 122-111	42-29
Dec. 15	Seattle	W 100-98	20-11	Mar. 21	Portland	L 110-114	42-30
Dec. 16	@ Phoenix	L 100-119	20-12	Mar. 23	San Diego	W 156-119	43-30
Dec. 17	Philadelphia	L 96-103	20-13	Mar. 25	@ Denver	L 113-123	43-31
Dec. 22	Washington	W 127-115	21-13	Mar. 28	@ Phoenix	L 106-112	43-32
Dec. 26	New Orleans	L 123-125	21-14	Mar. 30	Detroit	W 124-113	44-32
Dec. 27	@ Golden State	W 106-104	22-14	Apr. 1	@ Philadelphia	L 111-112	44-33
Dec. 29	Portland	W 118-95	23-14	Apr. 3	@ Chicago	W 97-95	45-33
Jan. 2	@ New Orleans	L 105-109	23-15	Apr. 4	@ Kansas City	L 111-115 (OT)	45-34
Jan. 3	@ Atlanta	W 99-96	24-15	Apr. 6	Seattle	L 93-113	45-35
Jan. 6	@ Houston	L 112-115 (OT)	24-16	Apr. 7	@ Portland	W 99-98	46-35
Jan. 9	@ New York	W 106-94	25-16	Apr. 8	Phoenix	W 111-103	47-35

* Finished season with another team.



1979-80 LOS ANGELES LAKERS



60-22 - 1ST IN PACIFIC DIVISION

Head Coach: Jack McKinney, Paul Westhead
Standing: Butch Lee, Brad Holland,
 Mark Landsberger, Marty Byrnes,
 Michael Cooper, Norm Nixon
Seated: Spencer Haywood, Jamaal Wilkes,
 Kareem Abdul-Jabbar, Ervin Johnson,
 Jim Chones
Not pictured: Ron Boone, Kenny Carr, Don Ford,
 Oliver Mack



NBA Champions

1979-80 REGULAR SEASON STATISTICS / GAME-BY-GAME RESULTS

	G	Min.	FGM	FGA	Pct.	FTM	FTA	Pct.	REBOUNDS		Tot.	Ast.	PF	Dq.	Stl.	TO	Blk.	SCORING		
									Off.	Def.								Pts.	Avg.	
Abdul-Jabbar	82	3143	835	1383	.604	364	476	.765	190	636	886	371	216	2	81	297	280	2034	24.8	42
Wilkes	82	3111	726	1358	.535	189	234	.808	176	349	525	250	220	1	129	157	28	1644	20.0	30
Johnson	77	2795	503	949	.530	374	462	.810	166	430	596	663	218	1	187	305	41	1387	18.0	31
Nixon	82	3226	624	1209	.516	197	253	.779	52	177	229	642	241	1	147	288	14	1446	17.6	30
Chones	82	2394	372	760	.489	125	169	.740	143	421	564	151	271	5	56	175	65	869	10.6	23
Haywood	76	1544	288	591	.487	159	206	.772	132	214	346	93	197	2	35	134	57	736	9.7	25
Cooper	82	1973	303	578	.524	111	143	.776	101	128	229	221	215	3	86	142	38	722	8.8	20
Landsberger†	23	374	66	137	.482	29	56	.518	69	94	163	14	27	0	10	25	5	161	7.0	14
Boone*	6	106	14	40	.350	6	7	.857	7	4	11	7	13	0	5	13	0	34	5.7	10
Carr*	5	57	7	16	.438	2	2	1.000	5	12	17	1	6	0	2	9	1	16	3.2	6
Ford*	52	580	66	130	.508	23	28	.821	23	75	98	36	86	0	11	30	15	155	3.0	15
Holland	38	197	44	104	.423	15	16	.938	4	13	17	22	24	0	15	13	1	106	2.8	12
Byrnes	32	194	25	50	.500	13	15	.867	9	18	27	13	32	0	5	22	1	63	2.0	11
Mack*	27	155	21	50	.420	9	18	.500	7	15	22	20	16	0	4	9	0	51	1.9	10
Lee†	11	31	4	13	.308	6	7	.857	4	4	8	9	2	0	1	7	0	14	1.3	4

DATE	OPPONENT	BOX SCORE	W / L	DATE	OPPONENT	BOX SCORE	W / L
Oct. 12	@ San Diego	W 103-102	1-0	Jan. 2	@ Indiana	W 127-120	29-13
Oct. 16	Chicago	W 105-96	2-0	Jan. 6	@ Milwaukee	L 103-113	29-14
Oct. 17	@ Seattle	L 110-112	2-1	Jan. 9	@ Washington	L 101-103	29-15
Oct. 19	Portland	L 82-99	2-2	Jan. 11	@ Detroit	W 123-100	30-15
Oct. 21	Seattle	W 106-97	3-2	Jan. 13	@ Boston	W 100-98	31-15
Oct. 23	Utah	W 102-87	4-2	Jan. 15	Utah	W 112-99	32-15
Oct. 26	Kansas City	W 116-104	5-2	Jan. 16	@ Golden State	W 97-96	33-15
Oct. 28	Golden State	W 97-90	6-2	Jan. 18	Atlanta	W 108-102	34-15
Oct. 30	@ Chicago	W 111-105	7-2	Jan. 21	New York	W 132-114	35-15
Oct. 31	@ Milwaukee	L 106-110	7-3	Jan. 24	@ Portland	L 103-111	35-16
Nov. 2	Phoenix	W 112-110	8-3	Jan. 25	Philadelphia	W 124-103	36-16
Nov. 6	San Diego	W 127-112	9-3	Jan. 27	Milwaukee	W 112-102	37-16
Nov. 7	@ Golden State	L 109-126	9-4	Jan. 29	@ Cleveland	L 153-154 (4OT)	37-17
Nov. 9	Denver	W 126-122 (OT)	10-4	Jan. 31	@ Chicago	W 107-97	38-17
Nov. 11	Cleveland	W 140-126	11-4	Feb. 5	@ New York	W 116-105	39-17
Nov. 13	@ San Diego	W 137-91	12-4	Feb. 8	@ New Jersey	W 125-120 (OT)	40-17
Nov. 15	@ Kansas City	L 108-114	12-5	Feb. 10	@ Philadelphia	L 104-105	40-18
Nov. 16	@ Denver	W 135-128 (OT)	13-5	Feb. 13	Portland	W 129-100	41-18
Nov. 18	Indiana	W 127-104	14-5	Feb. 15	Kansas City	W 114-100	42-18
Nov. 20	@ Portland	L 99-114	14-6	Feb. 17	Washington	W 111-107	43-18
Nov. 21	@ Seattle	L 110-119	14-7	Feb. 20	@ Denver	W 116-103	44-18
Nov. 23	@ Phoenix	L 112-126	14-8	Feb. 22	New Jersey	W 132-110	45-18
Nov. 25	Kansas City	W 111-110	15-8	Feb. 24	Houston	W 112-100	46-18
Nov. 27	@ Utah	W 122-118	16-8	Feb. 26	Seattle	W 131-108	47-18
Nov. 30	Chicago	W 100-107	16-9	Feb. 29	Milwaukee	L 117-128 (OT)	47-19
Dec. 2	Milwaukee	L 116-103	17-9	Mar. 2	@ Phoenix	L 115-123	47-20
Dec. 4	@ San Antonio	W 127-121	18-9	Mar. 4	@ Milwaukee	W 127-124	48-20
Dec. 5	@ Houston	W 116-114	19-9	Mar. 5	@ Kansas City	W 117-101	49-20
Dec. 7	San Diego	L 108-116	19-10	Mar. 7	Chicago	W 101-99	50-20
Dec. 9	Denver	W 131-118	20-10	Mar. 9	@ Portland	L 121-142	50-21
Dec. 14	Detroit	W 138-122	21-10	Mar. 11	@ San Diego	W 123-106	51-21
Dec. 16	San Antonio	W 121-119	22-10	Mar. 12	Portland	W 102-94	52-21
Dec. 18	@ Chicago	W 129-118	23-10	Mar. 14	Denver	W 132-126	53-21
Dec. 19	@ Atlanta	L 112-119	23-11	Mar. 16	Phoenix	W 128-106	54-21
Dec. 21	Golden State	W 114-108	24-11	Mar. 18	Golden State	L 113-100	55-21
Dec. 22	@ Denver	L 128-130	24-12	Mar. 19	@ Phoenix	L 108-112	55-22
Dec. 23	Seattle	W 102-97	25-12	Mar. 22	@ Seattle	W 97-92	56-22
Dec. 26	@ Kansas City	L 111-118	25-13	Mar. 23	Utah	W 101-96	57-22
Dec. 27	@ Utah	W 124-116	26-13	Mar. 27	@ Utah	W 97-95	58-22
Dec. 28	Boston	W 123-105	27-13	Mar. 28	San Diego	W 126-88	59-22
Dec. 30	Phoenix	W 113-105	28-13	Mar. 30	@ Golden State	W 95-93	60-22

* Finished season with another team. † Totals with Lakers only.



1980-81 LOS ANGELES LAKERS



54-28 - 2ND IN PACIFIC DIVISION

Head Coach: Paul Westhead
Starting: Eddie Jordan, Butch Carter, Mark Landsberger, Jim Brewer, Alan Hardy, Brad Holland
Seated: Michael Cooper, Jamaal Wilkes, Kareem Abdul-Jabbar, Earvin Johnson, Jim Chones, Norm Nixon
Not pictured: Tony Jackson, Myles Patrick

1980-81 REGULAR SEASON STATISTICS / GAME-BY-GAME RESULTS

	G	Min.	FGM	FGA	Pct.	FTM	FTA	Pct.	REBOUNDS					SCORING						
									Off.	Def.	Tot.	Ast.	PF	Dq.	Stl.	TO	Bk.	Pts.	Avg.	Hl
Abdul-Jabbar	80	2976	836	1457	.574	423	552	.766	197	624	821	272	244	4	59	249	228	2095	26.2	42
Wilkes	81	3028	786	1495	.526	254	335	.758	146	289	435	235	223	1	121	207	29	1827	22.6	34
Johnson	37	1371	312	587	.532	171	225	.760	101	219	320	217	100	0	127	143	27	798	21.6	41
Nixon	79	2962	576	1210	.476	196	252	.778	64	168	232	696	226	2	146	285	11	1350	17.1	30
Chones	82	2562	378	751	.503	126	193	.653	180	477	657	153	324	4	39	159	96	882	10.8	23
Cooper	81	2625	321	654	.491	117	149	.785	121	215	336	332	249	4	133	164	78	763	9.4	20
Landsberger	69	1086	164	327	.502	62	116	.534	152	225	377	27	135	0	19	65	6	390	5.7	22
Carter	54	672	114	247	.462	70	95	.737	34	31	65	52	99	0	23	50	1	301	5.6	16
Jordan†	60	987	120	279	.430	63	95	.663	25	55	80	195	136	0	74	120	7	306	5.1	18
Holland	41	295	47	111	.423	35	49	.714	9	20	29	23	44	0	21	31	1	130	3.2	10
Brewer	78	1107	101	197	.513	15	40	.375	127	154	281	55	158	2	43	48	58	217	2.8	14
Hardy	22	111	22	59	.373	7	10	.700	8	11	19	3	13	0	1	11	9	51	2.3	8
Patrick	3	9	2	5	.400	1	2	.500	1	1	2	1	3	0	0	1	0	5	1.7	3
Jackson	2	14	1	3	.333	0	0	---	0	2	2	2	1	0	2	0	0	2	1.0	2

DATE	OPPONENT	BOX SCORE	W / L	DATE	OPPONENT	BOX SCORE	W / L
Oct. 10	@ Seattle	W 99-98	1-0	Jan. 2	@ San Antonio	L 112-118	26-16
Oct. 12	Houston	W 114-103	2-0	Jan. 6	Washington	W 107-98	27-16
Oct. 15	@ Kansas City	W 112-107 (OT)	3-0	Jan. 9	Seattle	W 92-87	28-16
Oct. 17	Phoenix	W 116-109	4-0	Jan. 11	Detroit	W 117-108	29-16
Oct. 19	Golden State	W 125-107	5-0	Jan. 13	@ Cleveland	W 108-104	30-16
Oct. 21	@ Portland	L 103-107	5-1	Jan. 14	@ Washington	L 104-114	30-17
Oct. 24	Seattle	W 104-98	6-1	Jan. 16	@ New Jersey	W 113-111	31-17
Oct. 25	@ Utah	W 127-99	7-1	Jan. 18	@ Boston	L 96-98	31-18
Oct. 26	San Antonio	L 102-108	7-2	Jan. 21	Atlanta	W 116-106	32-18
Oct. 28	@ San Diego	W 131-101	8-2	Jan. 23	Denver	W 110-105	33-18
Oct. 31	Cleveland	W 107-98	9-2	Jan. 26	Portland	W 124-112	34-18
Nov. 2	Denver	L 121-123	9-3	Jan. 27	Utah	W 111-104	35-18
Nov. 4	Portland	W 119-118	10-3	Jan. 29	Kansas City	W 118-104	36-18
Nov. 7	@ Dallas	W 126-102	11-3	Feb. 4	@ Indiana	W 102-96	37-18
Nov. 8	@ San Antonio	L 109-112	11-4	Feb. 6	@ Detroit	W 111-102	38-18
Nov. 11	@ Atlanta	W 126-97	12-4	Feb. 8	@ Philadelphia	L 99-102	38-19
Nov. 12	@ Houston	L 104-107	12-5	Feb. 11	Boston	L 91-105	38-20
Nov. 14	San Diego	W 113-100	13-5	Feb. 13	@ Houston	W 114-105	39-20
Nov. 16	Dallas	W 110-102	14-5	Feb. 15	Dallas	W 107-99	40-20
Nov. 18	Kansas City	W 107-94	15-5	Feb. 17	New York	W 96-87	41-20
Nov. 20	@ Phoenix	L 99-102	15-6	Feb. 20	Houston	L 107-110	41-21
Nov. 21	Phoenix	W 116-98	16-6	Feb. 22	@ New York	W 96-93	42-21
Nov. 23	Milwaukee	L 94-110	16-7	Feb. 24	@ Chicago	W 107-97	43-21
Nov. 27	@ Golden State	W 128-119	17-7	Feb. 25	@ Milwaukee	L 108-126	43-22
Nov. 29	@ Denver	W 124-123 (2OT)	18-7	Feb. 27	New Jersey	W 107-103	44-22
Nov. 30	Chicago	L 108-122	18-8	Mar. 1	Phoenix	L 96-101	44-23
Dec. 3	San Diego	L 114-120	18-9	Mar. 3	@ Kansas City	W 99-98	45-23
Dec. 6	@ Golden State	L 103-119	18-10	Mar. 4	@ Denver	L 114-123	45-24
Dec. 7	Utah	W 113-100	19-10	Mar. 10	San Antonio	W 118-104	46-24
Dec. 9	@ Dallas	W 103-92	20-10	Mar. 12	@ San Diego	W 122-116	47-24
Dec. 10	@ Houston	W 109-108	21-10	Mar. 13	Kansas City	W 116-101	48-24
Dec. 12	@ Seattle	W 113-107	22-10	Mar. 15	San Diego	L 118-122	48-25
Dec. 14	Golden State	W 122-113	23-10	Mar. 17	@ Dallas	W 114-109	49-25
Dec. 16	@ San Diego	L 92-97	23-11	Mar. 18	@ Phoenix	L 114-126	49-26
Dec. 19	Portland	L 106-110	23-12	Mar. 20	Seattle	W 133-119	50-26
Dec. 21	San Antonio	W 135-122	24-12	Mar. 21	@ Portland	W 117-111	51-26
Dec. 23	@ Portland	L 102-108	24-13	Mar. 22	@ Golden State	W 120-118	52-26
Dec. 26	Indiana	W 116-115	25-13	Mar. 24	Golden State	W 110-103	53-26
Dec. 27	@ Phoenix	L 106-116	25-14	Mar. 27	@ Seattle	W 97-90	54-26
Dec. 28	Philadelphia	W 122-116	26-14	Mar. 28	@ Utah	L 110-112 (OT)	54-27
Dec. 30	@ Utah	L 100-110	26-15	Mar. 29	Denver	L 146-148 (OT)	54-28



1981-82 LOS ANGELES LAKERS



57-25 - 1ST IN PACIFIC DIVISION

Head Coach: Paul Westhead, Pat Riley
Standing: Eddie Jordan, Kevin McKenna, Mitch Kupchak, Bob McAdoo, Mark Landsberger, Mike McGee
Seated: Jim Brewer, Kurt Rambis, Jamaal Wilkes, Kareem Abdul-Jabbar, Michael Cooper, Norm Nixon, Earvin Johnson
Not pictured: Clay Johnson



NBA Champions

1981-82 REGULAR SEASON STATISTICS / GAME-BY-GAME RESULTS

	G	Min.	FGM	FGA	Pct.	FTM	FTA	Pct.	REBOUNDS			PF	Dq.	Stl.	TO	Bk.	SCORING		
									Off.	Def.	Tot.						Pts.	Avg.	
Abdul-Jabbar	76	2677	753	1301	.579	312	442	.706	172	487	659	225	224	0	63	230	207	1818	23.9
Wilkes	82	2906	744	1417	.525	246	336	.732	153	240	393	143	240	1	89	184	24	1734	21.1
E. Johnson	78	2991	556	1036	.537	329	433	.760	252	499	751	743	223	1	208	286	34	1447	18.6
Nixon	82	3024	628	1274	.493	181	224	.808	38	138	176	652	264	3	132	238	7	1440	17.6
Kupchak	26	821	153	267	.573	65	98	.663	64	146	210	33	80	1	12	43	10	371	14.3
Cooper	76	2197	383	741	.517	139	171	.813	84	185	269	230	216	1	120	151	61	907	11.9
McAdoo	41	746	151	330	.458	90	126	.714	45	114	159	32	109	1	22	51	36	392	9.6
McGee	39	352	80	172	.465	31	53	.585	34	15	49	16	59	0	18	34	3	191	4.9
Rambis	64	1131	118	228	.518	59	117	.504	116	232	348	56	167	2	60	77	76	295	4.6
Landsberger	75	1134	144	329	.438	33	65	.508	164	237	401	32	134	0	10	49	7	321	4.3
Jordan	58	608	89	208	.428	43	54	.796	4	39	43	131	98	0	62	66	1	222	3.8
C. Johnson	7	65	11	20	.550	3	6	.500	8	4	12	7	13	0	3	7	3	25	3.6
Brewer	71	966	81	175	.463	7	19	.368	106	158	264	42	127	1	39	37	46	170	2.4
McKenna	36	237	28	87	.322	11	17	.647	18	11	29	14	45	0	10	20	2	67	1.9

DATE	OPPONENT	BOX SCORE	W / L	DATE	OPPONENT	BOX SCORE	W / L
Oct. 30	Houston	L 112-113 (2OT)	0-1	Jan. 26	Milwaukee	L 94-96	30-12
Nov. 3	@ Portland	L 100-102	0-2	Jan. 28	Phoenix	W 97-87	31-12
Nov. 4	@ Seattle	W 106-103	1-2	Feb. 2	@ Golden State	L 117-119	31-13
Nov. 6	Phoenix	L 99-101	1-3	Feb. 3	New York	L 94-98	31-14
Nov. 8	Dallas	W 121-111	2-3	Feb. 5	@ Washington	W 90-87	32-14
Nov. 10	@ San Antonio	L 102-128	2-4	Feb. 7	@ Boston	W 119-113	33-14
Nov. 11	@ Houston	W 95-93	3-4	Feb. 9	@ Atlanta	W 130-117	34-14
Nov. 13	Portland	W 119-115	4-4	Feb. 10	@ Kansas City	L 102-125	34-15
Nov. 14	@ Phoenix	W 98-97	5-4	Feb. 12	San Antonio	L 94-100	34-16
Nov. 15	Indiana	W 124-123 (2OT)	6-4	Feb. 14	Boston	L 103-108	34-17
Nov. 18	@ Utah	W 113-110	7-4	Feb. 16	Seattle	W 108-101	35-17
Nov. 20	San Antonio	W 136-116	8-4	Feb. 19	Golden State	W 126-106	36-17
Nov. 21	@ San Diego	W 119-117	9-4	Feb. 21	@ Denver	W 132-131	37-17
Nov. 24	@ Dallas	W 125-110	10-4	Feb. 23	Denver	W 145-129	38-17
Nov. 25	@ San Antonio	W 117-96	11-4	Feb. 25	@ Seattle	W 104-98	39-17
Nov. 27	San Diego	L 129-138	11-5	Feb. 26	Philadelphia	W 116-114 (2OT)	40-17
Nov. 29	Houston	W 122-104	12-5	Feb. 28	Cleveland	W 102-101	41-17
Dec. 1	Utah	W 117-86	13-5	Mar. 3	@ New Jersey	L 103-111	41-18
Dec. 2	@ Seattle	L 96-104	13-6	Mar. 4	@ New York	L 119-129 (OT)	41-19
Dec. 4	@ Denver	W 126-117	14-6	Mar. 7	@ Philadelphia	L 113-119	41-20
Dec. 6	Kansas City	W 119-106	15-6	Mar. 9	Kansas City	W 105-99	42-20
Dec. 8	Washington	W 102-98	16-6	Mar. 12	Chicago	L 105-111	42-21
Dec. 11	Portland	W 124-116	17-6	Mar. 14	Dallas	W 138-116	43-21
Dec. 13	Golden State	W 122-118	18-6	Mar. 16	@ Portland	W 120-108	44-21
Dec. 17	@ Golden State	L 115-120	18-7	Mar. 17	@ Utah	W 120-112	45-21
Dec. 19	@ San Diego	W 106-100	19-7	Mar. 19	@ Dallas	W 112-106	46-21
Dec. 20	Atlanta	W 112-94	20-7	Mar. 21	Houston	W 107-102	47-21
Dec. 22	@ Portland	W 124-110	21-7	Mar. 23	Dallas	L 116-118	47-22
Dec. 25	@ Phoenix	W 104-101	22-7	Mar. 26	@ San Antonio	L 105-110	47-23
Dec. 27	San Diego	W 139-117	23-7	Mar. 28	@ Kansas City	W 116-111	48-23
Dec. 29	Utah	W 121-114	24-7	Mar. 30	San Diego	W 143-120	49-23
Jan. 3	Seattle	L 90-110	24-8	Apr. 1	@ San Diego	W 117-100	50-23
Jan. 8	@ Chicago	L 113-119	24-9	Apr. 2	Phoenix	L 99-109	50-24
Jan. 9	@ Detroit	W 130-127	25-9	Apr. 4	Portland	W 129-111	51-24
Jan. 10	@ Milwaukee	L 107-118	25-10	Apr. 6	@ Houston	W 108-97	52-24
Jan. 12	@ Cleveland	W 114-100	26-10	Apr. 9	Denver	W 153-128	53-24
Jan. 15	@ Indiana	W 97-92	27-10	Apr. 11	Seattle	W 107-104	54-24
Jan. 17	@ Kansas City	W 109-97	28-10	Apr. 13	@ Golden State	L 101-106	54-25
Jan. 19	@ Denver	L 139-140	28-11	Apr. 14	Utah	W 128-115	55-25
Jan. 20	New Jersey	W 132-113	29-11	Apr. 16	Golden State	W 125-109	56-25
Jan. 22	Detroit	W 123-111	30-11	Apr. 18	@ Phoenix	W 120-115	57-25





1982-83 LOS ANGELES LAKERS



58-24 - 1ST IN PACIFIC DIVISION

Head Coach: Pat Riley
Staff: Eddie Jordan, Clay Johnson, Dwight Jones, Bob McAdoo, Mark Landsberger, Mike McGee
Seated: James Worthy, Kurt Rambis, Jamaal Wilkes, Kareem Abdul-Jabbar, Michael Cooper, Norm Nixon, Earvin Johnson
Not pictured: Billy Ray Bates, Joe Cooper, Steve Mix

1982-83 REGULAR SEASON STATISTICS / GAME-BY-GAME RESULTS

	G	Min.	FGM	FGA	Pct.	FTM	FTA	Pct.	REBOUNDS					SCORING						
									Off.	Def.	Tot.	Ast.	PF	Dq.	Stl.	TO	Blk.	Pts.	Avg.	HI
Abdul-Jabbar	79	2554	722	1228	.588	278	371	.749	167	425	532	200	220	1	61	200	170	1722	21.8	38
Wilkes	80	2552	884	1290	.531	203	268	.757	146	197	343	182	221	0	65	150	17	1571	19.6	36
E. Johnson	79	2807	511	933	.548	304	380	.800	214	469	683	829	200	1	176	301	47	1326	16.8	36
Nixon	79	2711	533	1123	.475	125	168	.744	61	144	205	566	176	1	104	237	4	1191	15.1	27
McAdoo	47	1019	292	562	.520	119	163	.730	76	171	247	39	153	2	40	68	40	703	15.0	26
Worthy	77	1970	447	772	.579	138	221	.624	157	242	399	132	221	2	91	178	64	1033	13.4	28
Mix†	1	17	4	10	.400	1	1	1.000	1	0	1	2	1	0	0	0	0	9	9.0	9
M. Cooper	82	2148	266	497	.535	102	130	.785	82	192	274	315	208	0	115	128	50	639	7.8	20
Rambis	78	1806	235	413	.569	114	166	.687	164	367	531	90	233	2	105	145	63	584	7.5	21
Jordan	32	491	62	132	.470	32	48	.667	28	86	114	22	82	0	13	35	9	156	4.9	14
McGee	39	381	69	163	.423	17	23	.739	33	20	53	26	50	1	11	27	5	156	4.0	19
C. Johnson	48	447	53	135	.393	38	48	.792	40	29	69	24	62	0	22	25	4	144	3.0	13
Landsberger	35	333	40	132	.303	11	17	.647	8	18	26	80	52	0	31	54	1	94	2.7	12
Bates†	4	27	2	16	.125	1	2	.500	55	73	128	12	48	0	8	20	4	98	2.5	8
J. Cooper*	2	11	1	4	.250	0	0	---	2	0	2	0	3	0	1	3	1	2	1.0	2

DATE	OPPONENT	BOX SCORE	W / L	DATE	OPPONENT	BOX SCORE	W / L		
Oct. 29	Golden State	L	117-132	0-1	Jan. 26	Milwaukee	W	115-113	33-9
Nov. 3	@ Denver	W	135-134 (OT)	1-1	Jan. 28	Atlanta	W	109-85	34-9
Nov. 4	Denver	W	131-108	2-1	Jan. 30	@ Boston	L	95-110	34-10
Nov. 6	@ Utah	W	104-101	3-1	Feb. 2	@ Dallas	L	120-122	34-11
Nov. 7	Portland	W	103-89	4-1	Feb. 4	@ KC at St. Louis	W	143-125	35-11
Nov. 9	Kansas City	W	139-117	5-1	Feb. 6	Kansas City	W	116-106	36-11
Nov. 12	Houston	W	127-96	6-1	Feb. 8	@ Seattle	W	121-118	37-11
Nov. 14	Cleveland	W	111-98	7-1	Feb. 9	Utah	W	113-99	38-11
Nov. 16	@ Phoenix	L	105-113	7-2	Feb. 15	San Antonio	L	103-124	38-12
Nov. 17	@ Dallas	L	117-118	7-3	Feb. 17	@ Dallas	W	127-110	39-12
Nov. 19	Washington	W	122-92	8-3	Feb. 18	@ Kansas City	W	118-124	39-13
Nov. 21	Denver	W	143-129	9-3	Feb. 20	@ Indiana	W	126-112	40-13
Nov. 24	@ Seattle	W	111-93	10-3	Feb. 23	Boston	L	104-113	40-14
Nov. 26	@ San Diego	W	117-115	11-3	Feb. 26	@ Utah	L	92-101	40-15
Nov. 28	Golden State	W	142-127	12-3	Feb. 27	Denver	L	120-135	40-16
Nov. 30	@ San Antonio	L	144-117	12-4	Mar. 1	@ Chicago	W	114-111	41-16
Dec. 1	@ Houston	W	106-95	13-4	Mar. 2	@ Milwaukee	W	127-117	42-16
Dec. 3	Portland	W	115-100	14-4	Mar. 4	@ Washington	L	93-96	42-17
Dec. 5	Philadelphia	L	104-114	14-5	Mar. 5	@ Detroit	W	122-108	43-17
Dec. 8	Phoenix	W	89-86	15-5	Mar. 8	@ Golden State	W	116-112	44-17
Dec. 10	@ Utah	W	128-122	16-5	Mar. 9	San Diego	W	119-114	45-17
Dec. 11	@ Golden State	W	128-107	17-5	Mar. 12	Chicago	W	123-116	46-17
Dec. 14	@ Portland	L	103-107	17-6	Mar. 16	Phoenix	W	104-95	47-17
Dec. 17	New Jersey	W	117-106	18-6	Mar. 18	Kansas City	W	109-96	48-17
Dec. 18	@ Phoenix	L	100-126	18-7	Mar. 19	@ San Diego	L	99-107	48-18
Dec. 19	Dallas	W	110-108	19-7	Mar. 20	Dallas	W	117-110	49-18
Dec. 22	Utah	W	124-100	20-7	Mar. 22	Seattle	W	123-108	50-18
Dec. 23	@ San Diego	W	120-115	21-7	Mar. 25	San Antonio	L	120-132	50-19
Dec. 26	@ Houston	W	96-94	22-7	Mar. 27	Houston	W	114-93	51-19
Dec. 29	@ Golden State	W	120-110	23-7	Mar. 29	San Diego	W	127-109	52-19
Dec. 30	Seattle	W	137-117	24-7	Mar. 31	@ Denver	W	122-116	53-19
Jan. 2	Detroit	W	127-112	25-7	Apr. 1	New York	W	102-88	54-19
Jan. 5	@ Philadelphia	L	120-122 (OT)	25-8	Apr. 4	@ Seattle	L	111-121	54-20
Jan. 6	@ Cleveland	W	125-107	26-8	Apr. 5	@ Portland	L	101-107	54-21
Jan. 8	@ New York	W	108-90	27-8	Apr. 7	@ Phoenix	W	117-108	55-21
Jan. 11	@ New Jersey	L	96-110	27-9	Apr. 8	Golden State	W	116-107	56-21
Jan. 15	@ Atlanta	L	120-101	28-9	Apr. 10	Phoenix	L	95-101	56-22
Jan. 19	San Diego	W	107-104	29-9	Apr. 12	@ Houston	W	114-113	57-22
Jan. 21	San Antonio	W	119-110	30-9	Apr. 13	@ San Antonio	L	109-114	57-23
Jan. 23	Indiana	W	105-102	31-9	Apr. 15	Seattle	W	100-99	58-23
Jan. 25	@ Portland	W	125-120	32-9	Apr. 17	Portland	L	108-119	58-24



1983-84 LOS ANGELES LAKERS



54-28 - 1ST IN PACIFIC DIVISION

Head Coach: Pat Riley
Standing: Byron Scott, Larry Spriggs,
 James Worthy, Swen Nater,
 Mitch Kupchak, Calvin Garrett
Seated: Mike McGee, Kurt Rambis,
 Jamaal Wilkes, Kareem Abdul-Jabbar,
 Bob McAdoo, Earvin Johnson,
 Michael Cooper
Not pictured: Eddie Jordan



Western Conference Champions

1983-84 REGULAR SEASON STATISTICS / GAME-BY-GAME RESULTS

	G	Min.	FGM	FGA	Pct.	FTM	FTA	Pct.	REBOUNDS					SCORING						
									Off.	Def.	Tot.	Ast.	PF	Dq.	Stl.	TO	Bk.	Pts.	Avg.	HI
Abdul-Jabbar	80	2622	716	1238	.578	285	394	.723	169	418	587	211	211	1	55	221	143	1717	21.5	35
Johnson	67	2567	441	780	.565	290	358	.810	99	392	491	875	169	1	150	306	49	1178	17.6	33
Wilkes	75	2507	542	1055	.514	208	280	.743	130	210	340	214	205	0	72	137	41	1294	17.3	31
Worthy	82	2415	495	890	.556	195	257	.759	157	358	515	207	244	5	77	181	70	1185	14.5	37
McAdoo	70	1456	352	748	.471	212	264	.803	82	207	289	74	182	0	42	127	50	916	13.1	32
Scott	74	1637	334	690	.484	112	139	.806	50	114	164	177	174	0	81	116	19	788	10.6	32
McGee	77	1425	347	584	.594	61	113	.540	117	76	193	81	176	0	49	111	6	757	9.8	33
Cooper	82	2387	273	549	.497	155	185	.838	53	209	262	482	267	3	113	148	67	739	9.0	20
Garrett	41	478	78	152	.513	30	39	.769	24	47	71	31	62	2	12	34	2	188	4.6	16
Nater	69	829	124	253	.490	63	91	.692	81	183	264	27	150	0	25	68	7	311	4.5	19
Rambis	47	743	63	113	.558	42	66	.636	82	184	266	34	108	0	30	56	14	168	3.6	10
Spriggs	38	363	44	82	.537	36	50	.720	16	45	61	30	55	0	12	34	4	124	3.3	18
Kupchak	34	324	41	108	.380	22	34	.647	35	52	87	7	46	0	4	22	6	104	3.1	12
Jordan†	3	27	4	8	.500	1	2	.500	0	4	4	5	5	0	4	8	0	9	3.0	4

DATE	OPPONENT	BOX SCORE	W / L	DATE	OPPONENT	BOX SCORE	W / L
Oct. 28	@ Kansas City	W 117-107	1-0	Jan. 26	Houston	W 131-102	26-16
Oct. 29	@ Utah	W 120-115	2-0	Jan. 31	Portland	W 129-124	27-16
Nov. 2	@ San Diego	L 106-110	2-1	Feb. 1	@ Denver	W 116-108	28-16
Nov. 5	@ Dallas	L 102-107	2-2	Feb. 3	Utah	W 109-105	29-16
Nov. 8	@ Denver	W 133-124	3-2	Feb. 5	@ San Antonio	W 110-98	30-16
Nov. 9	Dallas	W 120-106	4-2	Feb. 7	@ Indiana	W 106-105	31-16
Nov. 11	Phoenix	W 119-105	5-2	Feb. 8	@ Boston	W 111-109	32-16
Nov. 13	Utah	W 124-118	6-2	Feb. 10	@ Washington	L 93-96	32-17
Nov. 15	Milwaukee	W 126-97	7-2	Feb. 12	Atlanta	W 108-97	33-17
Nov. 17	Cleveland	W 127-114	8-2	Feb. 17	Denver	L 138-141	33-18
Nov. 19	@ Portland	W 117-110	9-2	Feb. 18	@ San Diego	W 120-116	34-18
Nov. 22	Utah	L 126-130 (OT)	9-3	Feb. 21	Seattle	W 128-112	35-18
Nov. 23	@ Seattle	L 98-106	9-4	Feb. 22	@ Seattle	L 114-121	35-19
Nov. 25	New Jersey	W 147-123	10-4	Feb. 24	Boston	W 116-108	36-19
Nov. 27	Chicago	W 103-100	11-4	Feb. 26	@ Philadelphia	W 101-99	37-19
Nov. 29	@ Golden State	W 111-105	12-4	Feb. 28	@ Chicago	W 124-108	38-19
Dec. 2	Dallas	L 118-133	12-5	Feb. 29	@ New Jersey	L 92-102	38-20
Dec. 4	San Diego	W 120-99	13-5	Mar. 2	@ Atlanta	W 98-94	39-20
Dec. 8	Kansas City	W 129-106	14-5	Mar. 4	@ Detroit	W 118-114	40-20
Dec. 11	New York	L 98-109	14-6	Mar. 7	Philadelphia	L 105-113	40-21
Dec. 15	@ Phoenix	L 104-114	14-7	Mar. 9	@ Dallas	W 121-120 (2OT)	41-21
Dec. 16	San Diego	W 122-109	15-7	Mar. 10	Indiana	L 114-126	41-22
Dec. 18	Portland	W 121-115	16-7	Mar. 13	Seattle	W 114-98	42-22
Dec. 20	@ Seattle	W 108-102	17-7	Mar. 15	San Antonio	W 143-124	43-22
Dec. 22	@ Golden State	L 102-109	17-8	Mar. 17	@ Houston	W 123-111	44-22
Dec. 23	Golden State	W 123-116	18-8	Mar. 20	@ Milwaukee	W 99-94	45-22
Dec. 25	@ Portland	L 121-141	18-9	Mar. 21	@ Kansas City	W 123-116	46-22
Dec. 27	Denver	W 118-116	19-9	Mar. 23	Detroit	L 118-121	46-23
Dec. 30	Golden State	L 105-116	19-10	Mar. 25	San Diego	W 114-102	47-23
Jan. 3	@ New York	L 105-117	19-11	Mar. 28	@ San Diego	L 115-122	47-24
Jan. 4	@ Cleveland	W 106-99	20-11	Mar. 29	Houston	W 115-109	48-24
Jan. 6	San Antonio	L 117-124	20-12	Mar. 31	@ Phoenix	W 119-97	49-24
Jan. 8	Houston	W 118-129	20-13	Apr. 1	Golden State	L 121-110	50-24
Jan. 10	@ Houston	W 136-132 (OT)	21-13	Apr. 3	@ San Antonio	L 109-137	50-25
Jan. 12	@ Kansas City	W 95-89	22-13	Apr. 5	@ Utah	W 129-115	51-25
Jan. 13	@ Denver	W 141-134	23-13	Apr. 6	Kansas City	W 112-97	52-25
Jan. 15	Seattle	L 91-102	23-14	Apr. 8	@ Portland	W 119-113	53-25
Jan. 17	Washington	W 108-95	24-14	Apr. 10	@ Golden State	L 115-117	53-26
Jan. 19	@ Phoenix	L 123-138	24-15	Apr. 11	Portland	W 121-108	54-26
Jan. 21	@ San Antonio	L 108-113	24-16	Apr. 13	Dallas	L 103-104	54-27
Jan. 24	Phoenix	W 116-110	25-16	Apr. 15	Phoenix	L 114-123	54-28

† Totals with Lakers only.



1984-85 LOS ANGELES LAKERS



62-20 - 1ST IN PACIFIC DIVISION

Head Coach: Pat Riley
Staffing: Byron Scott, Larry Spriggs, James Worthy, Mitch Kupchak, Ronnie Lester
Seated: Mike McGee, Kurt Rambis, Jamaal Wilkes, Kareem Abdul-Jabbar, Bob McAdoo, Earvin Johnson, Michael Cooper
Not pictured: Earl Jones, Chuck Nevitt

NBA Champions

1984-85 REGULAR SEASON STATISTICS / GAME-BY-GAME RESULTS

	G	Min.	FGM	FGA	Pct.	FTM	FTA	Pct.	REBOUNDS			PF	Dq.	Stl.	TO	Blk.	SCORING			
									Off.	Def.	Tot.						Ast.	Pts.	Avg.	HI
Abdul-Jabbar	79	2630	723	1207	.599	289	385	.732	162	460	622	249	238	3	63	197	162	1735	22.0	40
Johnson	77	2781	504	899	.561	391	464	.843	90	386	476	968	155	0	113	305	25	1406	18.3	39
Scott	80	2696	610	1066	.572	190	245	.776	169	342	511	201	196	0	87	198	67	1410	17.6	32
Worthy	81	2305	541	1003	.539	187	228	.820	57	153	210	244	197	1	100	138	17	1295	16.0	30
McAdoo	66	1254	284	546	.520	122	162	.753	79	216	295	67	170	0	18	95	53	690	10.5	22
McGee	76	1170	329	612	.538	94	160	.588	97	68	165	71	147	1	39	81	7	774	10.2	41
Cooper	82	2189	276	593	.465	115	133	.865	56	199	255	429	208	0	93	156	49	702	8.6	19
Wilkes	42	761	148	303	.488	51	66	.773	35	59	94	41	65	0	19	49	3	347	8.3	24
Spriggs	75	1292	194	354	.548	112	146	.767	77	150	227	132	195	2	47	115	13	500	6.7	20
Kupchak	58	716	123	244	.504	60	91	.659	68	116	184	21	104	0	19	48	20	306	5.3	29
Rambis	82	1617	181	327	.554	68	103	.660	164	364	528	69	211	0	82	97	47	430	5.2	18
Lester	32	278	34	82	.415	21	31	.677	4	22	26	80	25	0	15	32	3	89	2.8	15
Nevitt	11	59	5	17	.294	2	8	.250	5	15	20	3	20	0	0	10	15	12	1.1	4
Jones	2	7	0	1	.000	0	0	---	0	0	0	0	0	0	0	1	0	0	0.0	0

DATE	OPPONENT	BOX SCORE	W / L	DATE	OPPONENT	BOX SCORE	W / L
Oct. 27	@ San Antonio	L 112-113	0-1	Jan. 19	@ Golden State	W 139-109	28-14
Oct. 28	@ Dallas	L 96-107	0-2	Jan. 22	L.A. Clippers	W 123-114	29-14
Oct. 30	Golden State	W 144-110	1-2	Jan. 25	Philadelphia	W 109-104	30-14
Nov. 1	@ Seattle	L 103-105	1-3	Jan. 26	@ Utah	L 83-96	30-15
Nov. 2	San Antonio	W 119-100	2-3	Jan. 29	@ Portland	W 122-106	31-15
Nov. 4	Portland	W 124-116	3-3	Jan. 30	Houston	L 113-116	31-16
Nov. 6	Denver	L 130-146	3-4	Feb. 1	New York	W 105-104	32-16
Nov. 8	@ Golden State	L 106-122	3-5	Feb. 2	@ LA Clippers	W 105-96	33-16
Nov. 9	@ Portland	W 130-126	4-5	Feb. 3	Indiana	W 122-100	34-16
Nov. 11	New Jersey	W 121-111	5-5	Feb. 5	@ Houston	W 113-104	35-16
Nov. 16	Kansas City	W 128-116	6-5	Feb. 12	L.A. Clippers	W 121-110	36-16
Nov. 18	Milwaukee	W 96-89	7-5	Feb. 15	Atlanta	W 120-111	37-16
Nov. 20	Phoenix	W 130-108	8-5	Feb. 17	Boston	W 117-111	38-16
Nov. 21	@ Phoenix	W 102-97	9-5	Feb. 19	@ Chicago	W 127-117	39-16
Nov. 24	@ LA Clippers	W 108-103	10-5	Feb. 21	@ Kansas City	W 123-117	40-16
Nov. 25	Seattle	L 94-105	10-6	Feb. 22	@ Indiana	L 113-122	40-17
Nov. 28	@ Utah	W 114-109	11-6	Feb. 24	@ New York	W 119-114	41-17
Nov. 30	Kansas City	W 130-121	12-6	Feb. 26	Houston	W 100-94	42-17
Dec. 2	Chicago	L 112-113	12-7	Feb. 28	@ Phoenix	L 105-117	42-18
Dec. 4	@ Cleveland	W 116-112	13-7	Mar. 2	@ Dallas	W 125-106	43-18
Dec. 5	@ New Jersey	W 104-93	14-7	Mar. 6	Golden State	W 145-119	44-18
Dec. 7	@ Philadelphia	L 116-122	14-8	Mar. 9	Cleveland	W 133-106	45-18
Dec. 8	@ Washington	W 98-101	14-9	Mar. 12	Utah	W 123-108	46-18
Dec. 12	Golden State	W 131-107	15-9	Mar. 13	@ Utah	W 120-105	47-18
Dec. 13	@ Seattle	L 122-124 (OT)	15-10	Mar. 15	San Antonio	W 115-114	48-18
Dec. 16	Washington	W 109-101	16-10	Mar. 16	@ LA Clippers	W 123-112	49-18
Dec. 18	@ Atlanta	W 117-116	17-10	Mar. 19	@ Phoenix	W 130-112	50-18
Dec. 19	@ Houston	W 123-116	18-10	Mar. 22	@ Houston	W 130-107	51-18
Dec. 21	Phoenix	W 119-105	19-10	Mar. 24	Detroit	W 148-130	52-18
Dec. 26	Seattle	W 101-97	20-10	Mar. 26	@ Portland	L 113-116 (OT)	52-19
Dec. 28	@ Denver	W 135-123	21-10	Mar. 27	@ Seattle	W 122-97	53-19
Dec. 29	L.A. Clippers	W 113-107	22-10	Mar. 29	Dallas	W 120-115	54-19
Jan. 4	Portland	W 99-95	23-10	Mar. 31	Phoenix	W 123-98	55-19
Jan. 6	San Antonio	W 120-126	24-10	Apr. 2	@ Denver	W 118-104	56-19
Jan. 8	Denver	L 124-126	24-11	Apr. 3	@ San Antonio	L 108-122	56-20
Jan. 10	Utah	W 120-112	25-11	Apr. 5	Kansas City	W 132-125	57-20
Jan. 11	@ Dallas	W 121-102	26-11	Apr. 7	Portland	W 135-133 (OT)	58-20
Jan. 13	@ Detroit	L 98-121	26-12	Apr. 9	Denver	W 148-119	59-20
Jan. 15	@ Milwaukee	L 105-115	26-13	Apr. 11	@ Golden State	W 137-110	60-20
Jan. 16	@ Boston	L 102-104	26-14	Apr. 12	Seattle	W 145-131	61-20
Jan. 18	Dallas	W 110-92	27-14	Apr. 14	@ Kansas City	W 122-116	62-20



1985-86 LOS ANGELES LAKERS



62-20 - 1ST IN PACIFIC DIVISION

Head Coach: Pat Riley
Standing: Byron Scott, A.C. Green, Mitch Kupchak, Chuck Nevitt, Maurice Lucas, Ronnie Lester
Seated: Mike McGee, Kurt Rambis, James Worthy, Kareem Abdul-Jabbar, Larry Spriggs, Michael Cooper, Earvin Johnson
Not pictured: Petur Gudmundsson, Jerome Henderson



1985-86 REGULAR SEASON STATISTICS / GAME-BY-GAME RESULTS

	G	Min.	FGM	FGA	Pct.	FTM	FTA	Pct.	REBOUNDS					SCORING						
									Off.	Def.	Tot.	Ast.	PF	Dq.	Stl.	TO	Bk.	Pts.	Avg.	Hi
Abdul-Jabbar	79	2629	755	1338	.564	336	439	.765	133	345	478	280	248	0	67	203	1846	23.4	46	
Worthy	75	2454	629	1086	.579	242	314	.771	136	251	387	201	195	0	82	149	1500	20.0	37	
Johnson	72	2578	483	918	.526	378	434	.871	85	341	426	907	133	0	113	273	16354	18.8	34	
Scott	76	2190	507	989	.513	138	176	.784	55	134	189	164	167	0	85	110	115	1174	15.4	31
Lucas	77	1750	302	653	.462	180	230	.783	164	402	566	84	253	1	45	121	24	785	10.2	23
Cooper	82	2269	274	606	.452	147	170	.865	44	200	244	466	238	2	89	151	43	758	9.2	20
McGee	71	1213	252	544	.463	42	64	.656	51	89	140	83	131	0	53	70	7	587	8.3	34
Gudmundsson	8	128	20	37	.541	18	27	.667	17	21	38	3	25	1	3	11	4	58	7.3	15
Green	82	1542	209	388	.539	102	167	.611	160	221	381	54	229	2	49	99	49	521	6.4	21
Kupchak	55	783	124	257	.482	84	112	.750	69	122	191	17	102	0	12	64	7	332	6.0	15
Rambis	74	1573	160	269	.595	88	122	.721	156	361	517	69	198	0	66	97	33	408	5.5	17
Spriggs	43	471	88	192	.458	38	49	.776	28	53	81	49	78	0	18	54	9	214	5.0	18
Henderson	1	3	2	3	.667	0	0	---	0	1	1	0	1	0	0	0	0	4	4.0	4
Lester	27	222	26	52	.500	15	19	.789	0	10	10	54	27	0	9	42	3	67	2.5	8
Nevitt*	4	25	3	11	.273	4	6	.667	3	4	7	2	6	0	2	5	2	10	2.5	4

DATE	OPPONENT	BOX SCORE	W / L	DATE	OPPONENT	BOX SCORE	W / L
Oct. 26	@ San Antonio	W 121-116 (2OT)	1-0	Jan. 25	Denver	L 115-127	32-10
Oct. 29	@ Dallas	W 133-115	2-0	Jan. 28	Milwaukee	W 125-115	33-10
Oct. 31	@ Phoenix	W 144-107	3-0	Jan. 30	@ Portland	W 118-94	34-10
Nov. 2	@ Golden State	W 120-116	4-0	Jan. 31	Philadelphia	W 134-100	35-10
Nov. 5	Cleveland	L 111-129	4-1	Feb. 2	New York	L 96-103	35-11
Nov. 7	@ Utah	W 116-106	5-1	Feb. 4	Dallas	W 110-102	36-11
Nov. 8	Denver	W 128-99	6-1	Feb. 6	@ Houston	W 117-95	37-11
Nov. 12	Utah	W 119-110	7-1	Feb. 11	@ Golden State	L 113-137	37-12
Nov. 14	Portland	W 114-102	8-1	Feb. 12	@ Phoenix	W 128-100	38-12
Nov. 15	@ LA Clippers	W 127-96	9-1	Feb. 14	Atlanta	W 141-117	39-12
Nov. 17	New Jersey	W 138-119	10-1	Feb. 15	Boston	L 99-105	39-13
Nov. 20	LA Clippers	W 122-107	11-1	Feb. 19	@ Indiana	W 90-81	40-13
Nov. 21	@ Denver	L 120-121	11-2	Feb. 21	@ New Jersey	L 106-121	40-14
Nov. 23	@ Portland	W 130-113	12-2	Feb. 23	@ Philadelphia	W 117-111 (OT)	41-14
Nov. 24	San Antonio	W 118-102	13-2	Feb. 24	@ Atlanta	L 93-102	41-15
Nov. 29	Seattle	W 108-107	14-2	Feb. 26	@ Dallas	W 119-116	42-15
Dec. 1	Chicago	W 117-113	15-2	Feb. 28	Phoenix	W 115-103	43-15
Dec. 4	@ Utah	W 131-127 (OT)	16-2	Mar. 1	@ Phoenix	L 106-123	43-16
Dec. 6	Houston	W 120-112	17-2	Mar. 3	Golden State	W 127-117	44-16
Dec. 8	Dallas	W 125-119	18-2	Mar. 5	Utah	W 130-84	45-16
Dec. 12	Phoenix	W 127-102	19-2	Mar. 6	@ Golden State	W 121-111	46-16
Dec. 13	@ Denver	L 120-124	19-3	Mar. 8	Sacramento	W 122-121 (2OT)	47-16
Dec. 15	Pittsburgh	W 132-119	20-3	Mar. 9	@ Seattle	W 108-106	48-16
Dec. 17	@ New York	W 105-99	21-3	Mar. 11	LA Clippers	W 129-108	49-16
Dec. 18	@ Milwaukee	W 107-105	22-3	Mar. 13	Seattle	W 105-92	50-16
Dec. 20	@ Cleveland	W 128-116	23-3	Mar. 16	Houston	W 116-111	51-16
Dec. 21	@ Washington	W 96-84	24-3	Mar. 18	Portland	W 128-122	52-16
Dec. 26	@ San Antonio	L 91-109	24-4	Mar. 19	@ LA Clippers	L 114-115	52-17
Dec. 28	@ Sacramento	L 133-111	25-4	Mar. 21	@ San Antonio	W 117-109	53-17
Dec. 29	Golden State	L 122-130	25-5	Mar. 22	@ Sacramento	W 115-113	54-17
Jan. 3	Utah	W 110-101	26-5	Mar. 24	San Antonio	W 124-102	55-17
Jan. 5	Washington	W 118-88	27-5	Mar. 25	@ Denver	W 121-115	56-17
Jan. 8	Portland	W 125-121	28-5	Mar. 29	@ Seattle	L 87-88	56-18
Jan. 10	Indiana	W 124-102	29-5	Mar. 30	Golden State	W 124-117	57-18
Jan. 11	@ Seattle	L 99-105	29-6	Apr. 1	Seattle	W 109-104	58-18
Jan. 14	Phoenix	W 143-122	30-6	Apr. 3	Sacramento	W 135-105	59-18
Jan. 16	LA Clippers	W 112-96	31-6	Apr. 6	@ Houston	L 103-109	59-19
Jan. 19	@ Detroit	L 115-118	31-7	Apr. 8	@ Portland	W 120-114	60-19
Jan. 20	@ Chicago	W 133-118	32-7	Apr. 10	Houston	W 117-113	61-19
Jan. 22	@ Boston	L 95-110	32-8	Apr. 12	@ Sacramento	W 105-92	62-19
Jan. 24	@ LA Clippers	L 109-120	32-9	Apr. 13	Dallas	L 104-127	62-20

* Finished season with another team.



1986-87 LOS ANGELES LAKERS



65-17 - 1ST IN PACIFIC DIVISION

Head Coach: Pat Riley
Staff: Wes Matthews, Billy Thompson, A.C. Green, Mike Smrek, Mychal Thompson, Adrian Branch
Seated: Kurt Rambis, James Worthy, Kareem Abdul-Jabbar, Michael Cooper, Byron Scott, Earvin Johnson
Not pictured: Frank Brickowski

NBA Champions

1986-87 REGULAR SEASON STATISTICS / GAME-BY-GAME RESULTS

	G	Min.	FGM	FGA	Pct.	FTM	FTA	Pct.	REBOUNDS					SCORING						
									Off.	Def.	Tot.	Ast.	PF	Dq.	Stl.	TO	Blk.	Pts.	Avg.	Hl
Johnson	80	2904	683	1308	.522	535	631	.848	122	382	504	977	168	0	138	300	36	1909	23.9	46
Worthy	82	2819	651	1207	.539	292	289	.751	158	308	466	226	206	0	108	168	83	1594	19.4	31
Abdul-Jabbar	78	2441	560	993	.564	245	343	.714	152	371	523	203	245	2	49	186	97	1366	17.5	30
Scott	82	2729	554	1134	.489	224	251	.892	63	223	286	281	163	0	125	144	18	1397	17.0	33
Green	79	2240	316	587	.538	220	282	.780	210	405	615	84	171	0	70	102	80	852	10.8	26
Cooper	82	2253	322	736	.438	126	148	.851	58	196	254	373	199	1	78	102	43	859	10.5	24
M. Thompson†	33	680	129	269	.480	75	101	.743	47	89	136	28	85	1	14	30	333	10.1	24	
Rambis	78	1514	163	313	.521	120	157	.764	159	294	453	63	201	1	74	104	41	446	5.7	16
B. Thompson	59	762	142	261	.544	48	74	.649	69	102	171	60	148	1	15	61	30	332	5.6	13
Branch	32	219	48	96	.500	42	54	.778	23	30	53	16	39	0	16	24	3	138	4.3	12
Matthews	50	532	89	187	.476	29	36	.806	13	34	47	100	53	0	23	51	4	208	4.2	16
Brickowski*	37	404	53	94	.564	40	59	.678	40	57	97	12	105	4	14	25	4	146	3.9	14
Smrek	35	233	30	60	.500	16	25	.640	13	24	37	5	70	1	4	19	13	76	2.2	8

DATE	OPPONENT	BOX SCORE	W / L	DATE	OPPONENT	BOX SCORE	W / L
Nov. 1	@ Houston	L 102-112	0-1	Jan. 27	Portland	W 107-100	33-9
Nov. 4	@ Seattle	W 110-96	1-1	Jan. 28	@ Seattle	L 101-125	33-10
Nov. 7	Denver	W 138-116	2-1	Jan. 30	@ Phoenix	W 114-102	34-10
Nov. 9	New York	W 111-88	3-1	Feb. 2	Dallas	L 99-103	34-11
Nov. 12	Seattle	W 122-97	4-1	Feb. 4	Sacramento	W 128-92	35-11
Nov. 16	Sacramento	W 113-111	5-1	Feb. 5	@ Portland	L 104-105	35-12
Nov. 18	@ Dallas	W 114-110	6-1	Feb. 10	@ Sacramento	W 114-98	36-12
Nov. 19	@ San Antonio	W 117-109	7-1	Feb. 13	Indiana	W 113-108	37-12
Nov. 21	New Jersey	W 111-95	8-1	Feb. 15	Boston	W 108-103	38-12
Nov. 23	Milwaukee	W 127-117	9-1	Feb. 17	Washington	L 99-114	38-13
Nov. 25	Atlanta	L 107-113	9-2	Feb. 18	@ Denver	W 128-122	39-13
Nov. 26	@ LA Clippers	W 126-92	10-2	Feb. 20	@ Chicago	W 110-100	40-13
Nov. 28	Chicago	W 110-103	11-2	Feb. 22	@ Philadelphia	W 112-110 (OT)	41-13
Nov. 30	LA Clippers	W 137-115	12-2	Feb. 24	@ Phoenix	W 97-93	42-13
Dec. 4	@ Golden State	L 106-116	12-3	Feb. 25	Phoenix	W 99-91	43-13
Dec. 5	Dallas	W 112-104	13-3	Feb. 27	Golden State	W 121-109	44-13
Dec. 7	Golden State	W 132-100	14-3	Feb. 28	@ Utah	L 100-107	44-14
Dec. 9	@ New York	W 113-87	15-3	Mar. 3	@ Golden State	W 114-109	45-14
Dec. 10	@ Milwaukee	L 93-116	15-4	Mar. 4	Seattle	W 138-124	46-14
Dec. 12	@ Boston	W 117-110	16-4	Mar. 7	Cleveland	W 122-118	47-14
Dec. 13	@ Detroit	L 114-119	16-5	Mar. 9	@ LA Clippers	W 136-114	48-14
Dec. 16	@ Cleveland	W 121-116	17-5	Mar. 10	Denver	W 143-107	49-14
Dec. 18	Portland	W 131-115	18-5	Mar. 12	Portland	W 128-116	50-14
Dec. 20	@ Dallas	L 119-130	18-6	Mar. 15	L.A. Clippers	W 115-101	51-14
Dec. 21	@ Houston	W 103-96	19-6	Mar. 18	Utah	W 111-97	52-14
Dec. 23	@ Sacramento	W 127-117 (OT)	20-6	Mar. 20	San Antonio	W 147-115	53-14
Dec. 26	Houston	W 134-111	21-6	Mar. 22	Sacramento	W 129-121	54-14
Dec. 28	Philadelphia	W 111-85	22-6	Mar. 24	@Phoenix	L 93-108	54-15
Jan. 1	@ Portland	W 140-104	23-6	Mar. 26	Detroit	W 128-111	55-15
Jan. 2	Phoenix	W 155-118	24-6	Mar. 28	@ Houston	W 123-109	56-15
Jan. 4	Utah	W 121-113	25-6	Mar. 31	Houston	W 111-96	57-15
Jan. 7	Denver	W 147-109	26-6	Apr. 2	@ Seattle	W 117-114	58-15
Jan. 8	@ Utah	L 101-107	26-7	Apr. 3	@ Portland	W 127-121	59-15
Jan. 10	@ Golden State	L 109-124	26-8	Apr. 5	@ Denver	W 126-118	60-15
Jan. 11	San Antonio	W 111-100	27-8	Apr. 6	L.A. Clippers	W 135-112	61-15
Jan. 15	Golden State	W 129-109	28-8	Apr. 9	@ L.A. Clippers	W 118-100	62-15
Jan. 18	@ Washington	W 115-101	29-8	Apr. 10	San Antonio	W 131-121	63-15
Jan. 19	@ New Jersey	W 126-115	30-8	Apr. 12	Phoenix	W 119-104	64-15
Jan. 21	@ Atlanta	W 112-109	31-8	Apr. 16	@ Utah	W 110-97	65-15
Jan. 22	@ Indiana	W 118-108	32-8	Apr. 17	@ San Antonio	L 103-115	65-16
Jan. 24	@ Dallas	L 117-132	32-9	Apr. 19	Seattle	L 104-110	65-17



1987-88 LOS ANGELES LAKERS



62-20 - 1ST IN PACIFIC DIVISION

Head Coach: Pat Riley
Standing: Wes Matthews, Billy Thompson,
 A.C. Green, Mike Smrek,
 Mychal Thompson, Jeff Lamp,
 Milt Wagner
Seated: Kurt Rambis, James Worthy,
 Kareem Abdul-Jabbar, Michael Cooper,
 Byron Scott, Earvin Johnson
Not pictured: Tony Campbell, Ray Tolbert



NBA Champions

1987-88 REGULAR SEASON STATISTICS / GAME-BY-GAME RESULTS

	G	Min.	FGM	FGA	Pct.	FTM	FTA	Pct.	REBOUNDS											SCORING		
									Off.	Def.	Tot.	Asst.	PF	Dq.	Stl.	TO	Bk.	Pts.	Avg.	Hi		
Scott	81	3048	710	1348	.527	272	317	.858	76	257	333	335	204	2	155	161	27	1754	21.7	38		
Worthy	75	2655	617	1161	.531	242	304	.796	129	245	374	289	175	1	72	155	55	1478	19.7	38		
Johnson	72	2637	490	996	.492	417	489	.853	88	361	449	858	147	0	114	269	13	1408	19.6	39		
Abdul-Jabbar	80	2308	480	903	.532	205	269	.762	118	360	478	135	216	1	48	159	92	1165	14.6	27		
M. Thompson	80	2007	370	722	.512	185	292	.634	198	291	489	66	251	1	38	113	79	925	11.6	28		
Green	82	2636	322	640	.503	293	379	.773	245	465	710	93	204	0	87	120	45	937	11.4	28		
Campbell	13	242	57	101	.564	28	39	.718	8	19	27	15	41	0	11	26	2	143	11.0	28		
Cooper	61	1793	189	482	.392	97	113	.858	50	178	228	289	136	1	66	101	26	532	8.7	21		
Matthews	51	706	114	248	.460	54	65	.831	16	50	66	138	65	0	25	69	3	289	5.7	18		
Rambis	70	845	102	186	.548	73	93	.785	103	165	268	54	103	0	39	59	13	277	4.0	17		
Wagner	40	380	62	147	.422	26	29	.897	4	24	28	61	42	0	6	22	4	152	3.8	14		
Tolbert†	14	82	16	28	.571	10	13	.769	9	11	20	5	14	0	3	11	3	42	3.0	9		
Smrek	48	421	44	103	.427	44	66	.667	27	58	85	8	105	3	7	30	42	132	2.8	12		
B. Thompson	9	38	3	13	.231	8	10	.800	2	7	9	1	11	0	1	6	0	14	1.6	4		
Lamp	3	7	0	0	---	2	2	1.00	0	0	0	0	1	0	0	0	0	2	0.7	2		

DATE	OPPONENT	BOX SCORE	W / L	DATE	OPPONENT	BOX SCORE	W / L
Nov. 6	Seattle	W 113-109	1-0	Feb. 2	Chicago	W 110-101	34-8
Nov. 8	Houston	W 101-92	2-0	Feb. 4	@ LA Clippers	W 117-86	35-8
Nov. 10	@ San Antonio	W 133-124	3-0	Feb. 9	Indiana	L 108-110	35-9
Nov. 12	L.A. Clippers	W 111-82	4-0	Feb. 11	@ Denver	W 120-108	36-9
Nov. 14	@ Golden State	W 118-110	5-0	Feb. 12	@ San Antonio	W 133-132	37-9
Nov. 15	San Antonio	W 147-130	6-0	Feb. 14	Boston	W 115-106	38-9
Nov. 17	Portland	W 142-115	7-0	Feb. 16	L.A. Clippers	W 119-100	39-9
Nov. 20	Dallas	W 119-116	8-0	Feb. 18	@ Houston	W 111-96	40-9
Nov. 22	Milwaukee	L 116-124 (OT)	8-1	Feb. 19	@ Atlanta	W 126-119 (OT)	41-9
Nov. 24	@ Seattle	L 85-103	8-2	Feb. 21	Detroit	W 117-110	42-9
Nov. 27	Denver	W 127-119	9-2	Feb. 23	Washington	W 111-100	43-9
Dec. 1	@ Sacramento	W 125-120 (OT)	10-2	Feb. 26	Utah	W 112-105	44-9
Dec. 2	Portland	L 104-117	10-3	Feb. 28	Phoenix	W 111-97	45-9
Dec. 4	@ Milwaukee	L 83-85	10-4	Mar. 1	@ Seattle	L 100-114	45-10
Dec. 5	@ Cleveland	L 95-97	10-5	Mar. 4	Golden State	W 120-107	46-10
Dec. 8	@ New Jersey	W 98-81	11-5	Mar. 6	@ Dallas	W 108-97	47-10
Dec. 9	@ Washington	L 112-120 (OT)	11-6	Mar. 7	@ Philadelphia	W 110-104	48-10
Dec. 11	@ Boston	W 115-114	12-6	Mar. 9	@ New York	W 104-99	49-10
Dec. 13	Cleveland	W 90-89	13-6	Mar. 10	@ Chicago	L 107-128	49-11
Dec. 15	Phoenix	W 122-97	14-6	Mar. 12	Dallas	L 101-110	49-12
Dec. 17	@ Golden State	W 113-106	15-6	Mar. 14	New Jersey	W 115-105	50-12
Dec. 19	@ LA Clippers	W 108-97	16-6	Mar. 15	@ Portland	L 95-112	50-13
Dec. 20	Seattle	W 103-94	17-6	Mar. 19	@ Phoenix	L 95-102	50-14
Dec. 23	Sacramento	W 117-103	18-6	Mar. 20	@ Golden State	W 130-127	51-14
Dec. 26	@ Utah	W 117-109	19-6	Mar. 22	Houston	W 117-95	52-14
Dec. 29	Philadelphia	W 131-115	20-6	Mar. 25	Denver	L 119-120	52-15
Jan. 3	@ Portland	W 98-81	21-6	Mar. 26	@ Sacramento	L 92-114	52-16
Jan. 4	San Antonio	W 113-115	22-6	Mar. 29	Utah	W 122-111	53-16
Jan. 6	Dallas	W 103-89	23-6	Apr. 2	@ Utah	L 92-106	53-17
Jan. 8	@ Detroit	W 106-104	24-6	Apr. 3	Sacramento	W 108-104	54-17
Jan. 9	@ Indiana	W 101-98	25-6	Apr. 5	Seattle	W 94-90	55-17
Jan. 12	Golden State	W 117-113	26-6	Apr. 8	L.A. Clippers	W 126-107	56-17
Jan. 13	@ LA Clippers	L 109-110 (OT)	26-7	Apr. 9	@ Portland	L 109-119	56-18
Jan. 16	@ Phoenix	W 107-96	27-7	Apr. 12	Portland	W 109-103	57-18
Jan. 18	Houston	W 121-110	28-7	Apr. 13	@ Denver	L 106-120	57-19
Jan. 21	@ Denver	L 113-115	28-8	Apr. 15	Phoenix	W 117-114	58-19
Jan. 22	New York	L 113-112	29-8	Apr. 17	@ Houston	L 119-127	58-20
Jan. 24	@ Seattle	W 116-109	30-8	Apr. 19	@ San Antonio	W 133-126	59-20
Jan. 26	Utah	W 111-100	31-8	Apr. 20	@ Dallas	W 114-107	60-20
Jan. 28	@ Sacramento	W 115-94	32-8	Apr. 22	@ Phoenix	W 117-112	61-20
Jan. 29	Atlanta	W 117-107	33-8	Apr. 24	Golden State	W 136-110	62-20

† Totals with Lakers only.



1988-89 LOS ANGELES LAKERS



57-25 - 1ST IN PACIFIC DIVISION

Head Coach: Pat Riley
Staffing: Tony Campbell, Orlando Woolridge, Mark McNamara, Mychal Thompson, Jeff Lamp, David Rivers
Seated: A.C. Green, James Worthy, Kareem Abdul-Jabbar, Michael Cooper, Byron Scott, Earvin Johnson

Western Conference Champions

1988-89 REGULAR SEASON STATISTICS / GAME-BY-GAME RESULTS

	G	Min.	FGM	FGA	Pct.	FTM	FTA	Pct.	REBOUNDS					SCORING						
									Off.	Def.	Tot.	Ast.	PF	Dq.	Stl.	TO	Blk.	Pts.	Avg.	HI
Johnson	77	2886	579	1137	.509	513	563	.911	111	496	607	988	172	0	138	312	22	1730	22.5	40
Worthy	81	2960	702	1282	.548	251	321	.782	169	320	489	288	175	0	108	182	56	1657	20.5	38
Scott	74	2605	588	1198	.491	195	226	.863	72	230	302	231	181	1	114	157	27	1448	19.6	35
Green	82	2510	401	758	.529	282	359	.786	258	481	739	103	172	0	94	119	55	1088	13.3	33
Abdul-Jabbar	74	1695	313	659	.475	122	165	.739	103	231	334	74	196	1	38	95	85	748	10.1	21
Woolridge	74	1491	231	494	.468	253	343	.738	81	189	270	58	130	0	30	103	65	715	9.7	29
Thompson	80	1994	291	521	.559	156	230	.678	157	310	467	48	224	0	58	97	59	738	9.2	27
Cooper	80	1943	213	494	.431	81	93	.871	33	158	191	314	186	0	72	94	32	587	7.3	18
Campbell	63	787	158	345	.458	70	83	.843	53	77	130	47	108	0	37	62	6	388	6.2	19
Rivers	47	440	49	122	.402	35	42	.833	13	30	43	106	50	0	23	61	9	134	2.9	10
McNamara	39	318	32	64	.500	49	78	.628	38	62	100	10	51	0	4	24	3	113	2.9	10
Lamp	37	176	27	69	.391	4	5	.800	6	28	34	15	27	0	8	16	2	60	1.6	7

DATE	OPPONENT	BOX SCORE	W / L	DATE	OPPONENT	BOX SCORE	W / L
Nov. 4	@ Dallas	W 116-113	1-0	Jan. 29	@ Dallas	W 118-93	29-13
Nov. 5	@ San Antonio	L 107-122	1-1	Jan. 31	@ Houston	W 125-114	30-13
Nov. 8	@ Golden State	W 114-102	2-1	Feb. 1	@ Phoenix	L 97-114	30-14
Nov. 9	Denver	W 128-110	3-1	Feb. 3	Portland	W 140-129	31-14
Nov. 11	Seattle	W 114-103	4-1	Feb. 5	New Jersey	W 134-116	32-14
Nov. 15	@ Denver	W 148-146 (2 OT)	5-1	Feb. 8	Golden State	L 118-121	32-15
Nov. 17	@ Seattle	L 98-101	5-2	Feb. 14	Detroit	L 103-111	32-16
Nov. 18	Portland	W 106-105	6-2	Feb. 16	@ Portland	W 110-101	33-16
Nov. 22	@ New York	W 110-98	7-2	Feb. 19	Boston	W 119-110	34-16
Nov. 23	@ Miami	W 138-91	8-2	Feb. 20	@ Sacramento	W 100-97	35-16
Nov. 26	@ Detroit	L 99-102	8-3	Feb. 22	@ Utah	L 79-105	35-17
Nov. 28	@ Philadelphia	W 109-104	9-3	Feb. 24	Sacramento	W 115-103	36-17
Nov. 30	Seattle	W 110-106	10-3	Feb. 26	Phoenix	W 134-122	37-17
Dec. 2	Utah	W 113-92	11-3	Mar. 1	Golden State	W 142-121	38-17
Dec. 4	Washington	W 119-112 (OT)	12-3	Mar. 3	Indiana	W 139-117	39-17
Dec. 6	@ L.A. Clippers	W 111-102	13-3	Mar. 5	@ Houston	L 83-88	39-18
Dec. 7	Phoenix	W 125-111	14-3	Mar. 7	@ Atlanta	W 106-97	40-18
Dec. 10	@ Indiana	W 112-105	15-3	Mar. 8	@ Miami	W 127-87	41-18
Dec. 11	@ Milwaukee	L 94-95	15-4	Mar. 10	@ Charlotte	W 123-90	42-18
Dec. 13	@ Cleveland	W 111-102	16-4	Mar. 12	@ Golden State	W 128-115	43-18
Dec. 14	@ New Jersey	L 113-118 (OT)	16-5	Mar. 13	Houston	W 97-96	44-18
Dec. 16	@ Boston	L 96-110	16-6	Mar. 17	Dallas	W 106-103	45-18
Dec. 18	@ Washington	L 110-115	16-7	Mar. 19	Atlanta	L 111-113	45-19
Dec. 20	@ Chicago	L 103-116	16-8	Mar. 21	Chicago	L 103-104	45-20
Dec. 23	Sacramento	W 120-102	17-8	Mar. 23	@ Sacramento	W 115-92	46-20
Dec. 25	@ Utah	L 87-101	17-9	Mar. 26	Phoenix	W 118-116	47-20
Dec. 26	@ Phoenix	L 96-111	17-10	Mar. 28	@ Phoenix	L 104-127	47-21
Dec. 28	Philadelphia	W 128-123	18-10	Mar. 30	San Antonio	W 138-98	48-21
Dec. 30	L.A. Clippers	W 124-109	19-10	Apr. 1	@ Denver	L 108-114 (OT)	48-22
Jan. 3	@ Seattle	L 106-116	19-11	Apr. 2	Milwaukee	W 118-117	49-22
Jan. 4	Portland	W 133-120	20-11	Apr. 4	@ Seattle	W 115-97	50-22
Jan. 6	Miami	W 118-86	21-11	Apr. 7	Utah	L 97-99	50-23
Jan. 8	San Antonio	W 126-96	22-11	Apr. 8	@ Golden State	L 116-122	50-24
Jan. 10	@ Sacramento	W 97-106	22-12	Apr. 10	L.A. Clippers	W 133-116	51-24
Jan. 13	Cleveland	W 116-95	23-12	Apr. 12	@ San Antonio	W 107-100	52-24
Jan. 15	@ L.A. Clippers	W 116-95	24-12	Apr. 15	@ L.A. Clippers	L 107-119	52-25
Jan. 16	Houston	W 124-113	25-12	Apr. 16	Miami	W 121-108	53-25
Jan. 18	L.A. Clippers	W 111-90	26-12	Apr. 18	Denver	W 142-118	54-25
Jan. 20	Dallas	W 115-99	27-12	Apr. 20	Sacramento	W 118-115	55-25
Jan. 24	New York	L 117-122	27-13	Apr. 21	@ Portland	W 121-114	56-25
Jan. 27	Charlotte	W 114-97	28-13	Apr. 23	Seattle	W 121-117	57-25



1989-90 LOS ANGELES LAKERS



63-19 - 1ST IN PACIFIC DIVISION

Head Coach: Pat Riley
Standing: Mel McCants, Orlando Woolridge, Vlade Divac, Mike Higgins, Mark McNamara, Jay Vincent, Larry Drew
Seated: A.C. Green, James Worthy, Mychal Thompson, Michael Cooper, Byron Scott, Earvin Johnson
Not pictured: Steve Bucknall, Jawann Oldham



1989-90 REGULAR SEASON STATISTICS / GAME-BY-GAME RESULTS

	G	Min.	FGM	FGA	Pct.	FTM	FTA	Pct.	REBOUNDS			Dq.	Stl.	TO	Blk.	SCORING				
									Off.	Def.	Tot.					Pts.	Avg.	Hi		
Johnson	79	2337	546	1138	480	567	637	890	128	394	522	907	167	1	132	289	34	1765	22.3	38
Worthy	80	2960	711	1298	548	448	317	782	160	318	478	288	190	0	99	160	49	1685	21.1	35
Scott	77	2593	472	1005	470	160	209	766	51	191	242	274	180	2	77	122	31	1197	15.5	33
Green	82	2709	385	806	478	278	370	751	262	450	712	90	207	0	66	116	50	1061	12.9	27
Woolridge	62	1421	306	550	556	176	240	733	49	136	185	96	160	2	39	73	46	788	12.7	24
Thompson	70	1883	281	562	500	144	204	706	173	304	477	43	207	0	33	79	73	706	10.1	24
Divac	82	1611	274	549	499	153	216	708	167	345	512	75	240	2	79	110	114	701	8.5	25
Cooper	80	1851	191	493	387	83	94	883	59	168	227	215	206	1	67	91	36	515	6.4	16
Drew	80	1333	170	383	444	46	60	767	12	86	98	217	92	0	47	95	4	418	5.2	15
Vincent†	24	200	41	78	526	8	12	667	7	19	26	10	29	0	8	19	3	90	3.8	16
McNamara	33	190	38	86	442	26	40	650	22	41	63	3	31	1	2	21	1	102	3.1	15
McCants	13	65	8	26	308	6	8	750	1	5	6	2	11	0	3	1	1	22	1.7	4
Oldham†	3	9	2	3	667	1	2	500	0	1	1	3	0	0	1	0	5	1.7	3	
Bucknall	18	75	9	33	273	5	6	833	5	2	7	10	10	0	2	11	1	23	1.3	4
Higgins*	6	18	0	0	---	1	2	500	1	0	1	1	4	0	1	0	2	1	0.2	1

DATE	OPPONENT	BOX SCORE	W / L	DATE	OPPONENT	BOX SCORE	W / L
Nov. 3	@ Dallas	W 102-94	1-0	Jan. 30	@ LA Clippers	L 104-121	31-11
Nov. 4	@ San Antonio	L 98-106	1-1	Feb. 2	Atlanta	W 112-106	32-11
Nov. 7	Phoenix	W 111-107	2-1	Feb. 4	New Jersey	W 121-105	33-11
Nov. 9	@ Golden State	W 106-95	3-1	Feb. 6	@ Portland	W 121-119 (OT)	34-11
Nov. 10	Charlotte	W 106-100	4-1	Feb. 7	Chicago	W 121-103	35-11
Nov. 12	Dallas	W 107-98	5-1	Feb. 14	Portland	L 128-132 (2 OT)	35-12
Nov. 15	Indiana	W 117-94	6-1	Feb. 15	@ Sacramento	W 101-92	36-12
Nov. 17	Denver	W 119-105	7-1	Feb. 18	Boston	W 116-110	37-12
Nov. 19	Washington	W 120-115	8-1	Feb. 20	@ San Antonio	W 115-114 (OT)	38-12
Nov. 25	@ Utah	W 92-86	9-1	Feb. 21	@ Denver	W 113-111	39-12
Nov. 26	San Antonio	W 132-112	10-1	Feb. 23	Philadelphia	W 122-116	40-12
Nov. 28	@ Houston	L 104-110	10-2	Feb. 25	Utah	L 103-104	40-13
Nov. 30	@ Sacramento	W 109-93	11-2	Feb. 28	@ Seattle	W 112-107	41-13
Dec. 1	Detroit	L 97-108 (OT)	11-3	Mar. 2	Cleveland	W 124-93	42-13
Dec. 3	New York	W 115-104	12-3	Mar. 4	Minnesota	W 115-96	43-13
Dec. 5	LA Clippers	W 111-103	13-3	Mar. 6	@ Houston	L 95-112	43-14
Dec. 7	Phoenix	W 100-96	14-3	Mar. 7	@ Dallas	W 103-91	44-14
Dec. 9	@ Washington	L 101-103	14-4	Mar. 9	Golden State	W 131-115	45-14
Dec. 10	@ Orlando	L 103-108	14-5	Mar. 11	@ Atlanta	W 123-115	46-14
Dec. 12	@ Charlotte	W 103-89	15-5	Mar. 12	@ Charlotte	W 107-102	47-14
Dec. 13	@ Miami	W 102-75	16-5	Mar. 14	@ Philadelphia	W 110-116	47-15
Dec. 15	@ Boston	W 119-110	17-5	Mar. 15	@ Cleveland	L 96-112	47-16
Dec. 16	@ New Jersey	W 99-92	18-5	Mar. 17	@ Minnesota	W 101-99	48-16
Dec. 19	@ Chicago	L 83-93	18-6	Mar. 20	Charlotte	W 109-97	49-16
Dec. 20	@ Minnesota	W 106-97 (OT)	19-6	Mar. 23	LA Clippers	W 110-102	50-16
Dec. 26	Sacramento	W 104-102	20-6	Mar. 25	Seattle	W 116-94	51-16
Dec. 29	Golden State	W 130-111	21-6	Mar. 27	@ Portland	L 111-130	51-17
Jan. 3	Denver	W 114-98	22-6	Mar. 28	@ LA Clippers	W 106-99	52-17
Jan. 6	@ Golden State	L 131-133	22-7	Mar. 30	Portland	W 135-106	53-17
Jan. 7	Miami	W 132-93	23-7	Apr. 1	Utah	W 119-103	54-17
Jan. 9	@ Phoenix	L 118-121 (OT)	23-8	Apr. 5	Sacramento	W 110-103	55-17
Jan. 10	Orlando	W 121-106	24-8	Apr. 6	@ Phoenix	W 103-99	56-17
Jan. 12	Houston	W 107-98	25-8	Apr. 8	@ Denver	W 116-109	57-17
Jan. 15	Sacramento	W 111-91	26-8	Apr. 9	Dallas	W 113-106	58-17
Jan. 17	Seattle	W 100-90	27-8	Apr. 12	@ Utah	W 104-107	58-18
Jan. 19	@ Milwaukee	L 102-103	27-9	Apr. 13	Golden State	L 131-119	59-18
Jan. 21	@ Detroit	W 107-97	28-9	Apr. 15	Houston	W 113-102	60-18
Jan. 23	@ New York	W 118-97	29-9	Apr. 17	@ Seattle	W 102-101	61-18
Jan. 24	@ Indiana	W 120-111	30-9	Apr. 19	Minnesota	W 113-89	62-18
Jan. 26	Milwaukee	W 100-91	31-9	Apr. 21	@ LA Clippers	W 125-115	63-18
Jan. 29	San Antonio	L 84-86	31-10	Apr. 22	@ Portland	L 88-130	63-19

* Finished season with another team. † Totals with Lakers only.

great mpg runs in the family.



Options shown.

prius plug-in

95 mpge est. combined¹ in EV Mode
50 mpg est. combined² in hybrid mode



prius c

53 mpg est. city³



TOYOTA

The most fuel-efficient family of hybrid cars out there.⁴

1. Prius Plug-in: 2013 EPA combined estimated miles per gasoline gallon equivalent. Estimate includes consumption of electricity and gasoline your vehicle. 2. Prius Plug-in: 2013 EPA-estimated 51 city/49 highway/50 combined mpg in hybrid mode. Actual mileage will vary. 3. Prius c: 50 city/42 combined mpg. Actual mileage will vary. 4. Prius: 2013 EPA-estimated 51 city/48 highway/50 combined mpg. Actual mileage will vary.



prius v
44 mpg est. city⁴



prius
50 mpg est. combined⁵

prius family

toyota.com/priusfamily

energy during EV Mode operation. Actual results will vary for many reasons including driving conditions and how you drive and maintain 2013 EPA-estimated 53 city/46 highway/50 combined mpg. Actual mileage will vary. 4. Prius v: 2013 EPA-estimated 44 city/40 highway/6. Based on 2012 and 2013 EPA estimates and manufacturers' data. ©2013 Toyota Motor Sales, U.S.A., Inc.



Toyota. A proud sponsor of the L.A. Lakers for 37 years.



1990-91 LOS ANGELES LAKERS



58-24 - 2ND IN PACIFIC DIVISION

Head Coach: Mike Dunleavy
 Standing: Terry Teagle, Sam Perkins, Vlade Divac, Elden Campbell, Irving Thomas, Tony Smith
 Seated: A.C. Green, James Worthy, Mychal Thompson, Ervin Johnson, Byron Scott, Larry Drew
 Not pictured: Tony Brown

Western Conference Champions

1990-91 REGULAR SEASON STATISTICS / GAME-BY-GAME RESULTS

	G	Min.	FGM	FGA	Pct.	REBOUNDS				Pct.	Off.	Def.	Tot.	SCORING						
						FTM	FTA	Stl.	Blk.					Pts.	Avg.	HI	Ast.	PF	Dq.	TO
Worthy	78	3008	716	1455	.492	212	266	.797	107	249	356	275	117	0	104	127	35	1670	21.4	36
Johnson	79	2933	466	976	.477	519	573	.906	105	446	551	989	150	0	102	314	17	1531	19.4	34
Scott	82	2630	501	1051	.477	118	148	.797	54	192	246	177	146	0	95	85	21	1191	14.5	32
Perkins	73	2504	368	744	.495	229	279	.821	167	371	538	108	247	2	64	103	78	983	13.5	32
Divac	82	2310	360	637	.565	196	279	.703	205	461	666	92	247	3	106	146	127	921	11.2	25
Teagle	82	1498	335	757	.443	145	177	.819	82	99	181	82	165	1	31	83	8	815	9.9	35
Green	82	2164	258	542	.476	223	302	.738	201	315	516	71	117	0	59	99	23	750	9.1	21
Thompson	72	1077	113	228	.496	62	88	.705	74	154	228	21	112	0	23	47	23	288	4.0	19
Smith	64	695	97	220	.441	40	57	.702	24	47	71	135	80	0	28	69	12	234	3.7	12
Drew	48	496	54	125	.432	17	22	.773	5	29	34	118	40	0	15	49	1	139	2.9	11
Campbell	52	380	56	123	.455	32	49	.653	40	56	96	10	71	1	11	16	38	144	2.8	12
Thomas	26	108	17	50	.340	12	21	.571	14	17	31	10	24	0	4	13	1	46	1.8	9
Brown*	7	27	2	3	.667	0	0	---	0	4	4	3	8	0	0	4	0	5	0.7	3

DATE	OPPONENT	BOX SCORE	W / L	DATE	OPPONENT	BOX SCORE	W / L
Nov. 3	@ San Antonio	L 99-110	0-1	Jan. 29	New Jersey	W 110-89	31-11
Nov. 6	Portland	L 123-125 (OT)	0-2	Jan. 31	Atlanta	W 116-103	32-11
Nov. 9	Sacramento	W 100-86	1-2	Feb. 1	@ LA Clippers	W 106-92	33-11
Nov. 11	New York	L 103-109	1-3	Feb. 3	Chicago	W 99-86	34-11
Nov. 13	Phoenix	L 111-112	1-4	Feb. 5	LA Clippers	W 116-102	35-11
Nov. 15	@ Houston	W 108-103 (OT)	2-4	Feb. 12	@ Phoenix	L 95-99	35-12
Nov. 16	@ Dallas	L 86-99	2-5	Feb. 13	Minnesota	W 120-106	36-12
Nov. 18	Golden State	W 115-93	3-5	Feb. 15	Boston	L 85-98	36-13
Nov. 19	@ Denver	W 122-105	4-5	Feb. 17	Portland	W 106-96	37-13
Nov. 21	Denver	W 141-121	5-5	Feb. 19	@ Houston	W 112-103	38-13
Nov. 24	Orlando	W 115-89	6-5	Feb. 21	@ Dallas	W 106-92	39-13
Nov. 28	San Antonio	W 97-80	7-5	Feb. 22	@ Atlanta	L 102-111	39-14
Dec. 1	@ Phoenix	W 108-98	8-5	Feb. 24	@ Detroit	W 102-96 (OT)	40-14
Dec. 4	Detroit	W 114-90	9-5	Feb. 25	@ Philadelphia	L 90-92	40-15
Dec. 6	@ Minnesota	W 83-73	10-5	Feb. 28	@ Denver	W 121-108	41-15
Dec. 7	@ Utah	L 79-101	10-6	Mar. 1	Orlando	W 115-101	42-15
Dec. 9	Washington	W 106-99	11-6	Mar. 3	Houston	L 95-104	42-16
Dec. 12	Dallas	L 97-112 (OT)	11-7	Mar. 5	@ Minnesota	L 85-94	42-17
Dec. 15	@ Golden State	W 111-109	12-7	Mar. 7	@ Milwaukee	L 94-99	42-18
Dec. 16	Indiana	W 115-112	13-7	Mar. 9	@ Washington	W 87-72	43-18
Dec. 18	@ New York	W 100-97	14-7	Mar. 10	@ Orlando	W 115-101	44-18
Dec. 19	@ Cleveland	L 74-84	14-8	Mar. 12	@ Miami	W 102-95	45-18
Dec. 21	Chicago	L 103-114	14-9	Mar. 15	Denver	W 127-117	46-18
Dec. 23	Minnesota	W 118-94	15-9	Mar. 17	San Antonio	W 98-91	47-18
Dec. 26	@ LA Clippers	W 108-99	16-9	Mar. 19	LA Clippers	W 119-105	48-18
Dec. 30	Philadelphia	W 115-107	17-9	Mar. 20	@ Seattle	L 106-114	48-19
Jan. 3	@ Portland	W 108-104	18-9	Mar. 22	Milwaukee	L 92-99	48-20
Jan. 4	@ Golden State	L 99-115	18-10	Mar. 24	Seattle	W 113-96	49-20
Jan. 6	Golden State	W 135-108	19-10	Mar. 25	@ Sacramento	W 99-89	50-20
Jan. 8	@ Seattle	L 88-96	19-11	Mar. 29	Portland	L 105-109 (OT)	50-21
Jan. 9	Utah	W 108-85	20-11	Mar. 31	Sacramento	W 115-87	51-21
Jan. 11	Cleveland	W 105-93	21-11	Apr. 2	@ San Antonio	W 122-115	52-21
Jan. 13	Houston	W 116-97	22-11	Apr. 4	@ Phoenix	W 102-98	53-21
Jan. 15	Charlotte	W 128-103	23-11	Apr. 5	Miami	W 108-87	54-21
Jan. 17	@ Sacramento	W 93-78	24-11	Apr. 7	Phoenix	W 93-85	55-21
Jan. 21	Seattle	W 105-96	25-11	Apr. 11	Utah	W 110-95	56-21
Jan. 21	@ Indiana	W 120-114	26-11	Apr. 13	@ Portland	L 112-118	56-22
Jan. 22	@ Orlando	W 116-96	27-11	Apr. 15	Dallas	W 112-106	57-22
Jan. 24	@ Charlotte	W 113-93	28-11	Apr. 17	@ Golden State	L 111-118	57-23
Jan. 25	@ New Jersey	W 108-103 (OT)	29-11	Apr. 20	@ Utah	L 93-107	57-24
Jan. 27	@ Boston	W 104-87	30-11	Apr. 21	Seattle	W 103-100	58-24



1991-92 LOS ANGELES LAKERS



43-39 - 6TH IN PACIFIC DIVISION

Head Coach: Mike Dunleavy
Standing: Terry Teagle, Sam Perkins, Vlade Divac, Elden Campbell, Keith Owens, Tony Smith
Seated: A.C. Green, Chucky Brown, James Worthy, Sedale Threatt, Byron Scott, Rory Sparrow
Not pictured: Demetrius Calip, Jack Haley, Cliff Robinson



1991-92 REGULAR SEASON STATISTICS / GAME-BY-GAME RESULTS

	G	Min.	FGM	FGA	Pct.	FTM	FTA	Pct.	REBOUNDS					SCORING						
									Off.	Def.	Tot.	Ast.	PF	Dq.	Stl.	TO	Bk.	Pts.	Avg.	HI
Worthy	54	2108	450	1007	.447	166	204	.814	98	207	305	252	89	0	76	127	23	1075	19.9	37
Perkins	63	2332	361	803	.450	304	372	.817	192	364	556	141	192	1	64	83	62	1041	16.5	29
Threatt	82	3070	509	1041	.489	202	243	.831	43	210	253	593	231	1	168	182	16	1240	15.1	42
Scott	82	2679	460	1005	.458	244	291	.838	74	236	310	226	140	0	105	119	28	1218	14.9	31
Green	82	2902	382	803	.476	340	457	.744	306	456	762	117	141	0	91	111	36	1116	13.6	28
Divac	36	979	157	317	.495	86	112	.768	87	160	247	60	114	3	55	88	35	405	11.3	32
Teagle	82	1602	364	805	.452	151	197	.766	91	92	183	113	148	0	66	114	9	880	10.7	28
Campbell	81	1876	220	491	.448	138	223	.619	155	268	423	59	203	1	53	73	159	578	7.1	25
Smith	63	820	113	283	.399	49	75	.653	31	45	76	109	91	0	39	50	8	275	4.4	18
Brown†	36	381	55	118	.466	25	41	.610	29	47	76	23	41	0	9	27	7	135	3.8	16
Robinson	9	78	11	27	.407	7	8	.875	7	12	19	9	4	0	5	7	0	29	3.2	10
Sparrow†	42	471	57	143	.399	8	13	.615	3	24	27	79	55	0	12	31	5	124	3.0	12
Haley	49	394	31	84	.369	14	29	.483	31	64	95	7	75	0	7	25	8	76	1.6	11
Calip	7	58	4	18	.222	2	3	.667	1	4	5	12	8	0	1	5	0	11	1.6	3
Owens	20	80	9	32	.281	8	10	.800	8	7	15	3	11	0	5	2	4	26	1.3	8

DATE	OPPONENT	BOX SCORE	W / L	DATE	OPPONENT	BOX SCORE	W / L
Nov. 1	@ Houston	L 121-126 (OT)	0-1	Jan. 29	Golden State	W 112-99	26-16
Nov. 2	@ Dallas	W 114-113 (OT)	1-1	Jan. 30	@ Denver	W 106-96	27-16
Nov. 5	LA Clippers	L 109-114 (OT)	1-2	Feb. 2	Chicago	L 97-103	27-17
Nov. 8	@ Phoenix	L 85-113	1-3	Feb. 3	@ Phoenix	L 104-113	27-18
Nov. 10	Minnesota	W 96-86	2-3	Feb. 5	LA Clippers	W 100-95	28-18
Nov. 14	@ Golden State	W 115-112	3-3	Feb. 11	@ Minnesota	W 116-108	29-18
Nov. 15	Houston	W 89-74	4-3	Feb. 13	@ Utah	L 91-97	29-19
Nov. 17	Atlanta	W 111-89	5-3	Feb. 14	Washington	L 92-108	29-20
Nov. 19	Phoenix	W 103-95	6-3	Feb. 16	Boston	L 107-114	29-21
Nov. 22	San Antonio	W 98-96	7-3	Feb. 17	@ Golden State	L 100-116	29-22
Nov. 24	Milwaukee	W 102-97	8-3	Feb. 19	@ LA Clippers	L 94-125	29-23
Nov. 26	@ Orlando	W 98-87	9-3	Feb. 20	@ Seattle	L 103-105	29-24
Nov. 27	@ Miami	W 89-97	10-3	Feb. 22	Golden State	L 124-126	29-25
Nov. 29	@ Boston	L 91-114	10-4	Feb. 26	New York	W 81-68	30-25
Nov. 30	@ Philadelphia	L 93-91	11-4	Feb. 28	Cleveland	L 90-101	30-26
Dec. 3	@ Milwaukee	L 94-126	11-5	Mar. 1	Houston	L 97-105	30-27
Dec. 4	@ Charlotte	L 106-124	11-6	Mar. 3	@ Portland	L 101-105	30-28
Dec. 6	@ New Jersey	W 98-89	12-6	Mar. 4	New Jersey	W 101-92	31-28
Dec. 8	Dallas	W 103-88	13-6	Mar. 8	Detroit	L 93-98	31-29
Dec. 10	@ Sacramento	W 92-90	14-6	Mar. 10	@ New York	W 106-104	32-29
Dec. 11	Utah	L 95-101	14-7	Mar. 11	@ Atlanta	W 109-98	33-29
Dec. 15	Sacramento	W 110-94	15-7	Mar. 13	@ Cleveland	L 107-109 (OT)	33-30
Dec. 17	@ Chicago	L 102-89	16-7	Mar. 14	@ Washington	W 92-83	34-30
Dec. 19	@ Minnesota	L 85-93	16-8	Mar. 16	@ Indiana	L 85-98	34-31
Dec. 20	@ Detroit	L 93-112	16-9	Mar. 18	Portland	L 93-98	34-32
Dec. 22	Phoenix	L 88-100	16-10	Mar. 20	Minnesota	W 131-121	35-32
Dec. 25	@ LA Clippers	W 85-75	17-10	Mar. 26	Dallas	W 115-92 (OT)	36-32
Dec. 28	Portland	L 88-98	17-11	Mar. 27	@ Utah	W 103-92	37-32
Dec. 30	Golden State	L 99-114	17-12	Mar. 29	Philadelphia	W 117-88	38-32
Jan. 3	Indiana	L 87-114	17-13	Mar. 31	@ Houston	W 107-101	39-32
Jan. 5	Miami	W 123-111	18-13	Apr. 1	@ San Antonio	L 86-104	39-33
Jan. 7	@ Dallas	W 104-80	19-13	Apr. 3	Seattle	L 91-96	39-34
Jan. 8	@ San Antonio	L 87-103	19-14	Apr. 5	Phoenix	W 109-104	40-34
Jan. 10	Denver	W 102-88	20-14	Apr. 7	@ Seattle	L 88-117	40-35
Jan. 12	Orlando	W 112-99	21-14	Apr. 9	San Antonio	L 94-102	40-36
Jan. 15	Charlotte	W 95-93	22-14	Apr. 11	Utah	L 90-93	40-37
Jan. 18	@ Seattle	L 108-112	22-15	Apr. 13	Denver	W 100-93	41-37
Jan. 20	Seattle	L 116-110	23-15	Apr. 15	@ Denver	L 107-110	41-38
Jan. 21	@ Portland	L 92-131	23-16	Apr. 16	@ Sacramento	L 94-102	41-39
Jan. 23	@ Sacramento	W 108-105	24-16	Apr. 18	@ Portland	W 109-101	42-39
Jan. 24	Sacramento	W 95-92	25-16	Apr. 19	LA Clippers	W 109-108 (OT)	43-39

† Totals with Lakers only.



1992-93 LOS ANGELES LAKERS



39-43 - 5TH IN PACIFIC DIVISION

Head Coach: Randy Pfund
Staff: Elden Campbell, Benoit Benjamin, Viade Divac, James Edwards, Jack Haley, Alex Blackwell
Seated: A.C. Green, Anthony Peeler, Tony Smith, James Worthy, Sedale Threatt, Byron Scott, Duane Cooper
Not pictured: Doug Christie, Sam Perkins

1992-93 REGULAR SEASON STATISTICS / GAME-BY-GAME RESULTS

	G	Min.	FGM	FGA	Pct.	FTM	FTA	Pct.	REBOUNDS				SCORING							
									Off.	Def.	Tot.	Ast.	PF	Dq.	Stl.	TO	Bk.	Pts.	Avg.	Hi
Threatt	82	2893	522	1028	.508	177	215	.823	47	226	273	564	248	1	142	173	11	1235	15.1	32
Worthy	82	2359	510	1142	.447	171	211	.810	73	174	247	278	87	0	92	137	27	1221	14.9	30
Scott	58	1677	296	659	.449	156	184	.848	27	107	134	157	98	0	55	70	13	792	13.7	29
Perkins*	49	1589	242	527	.459	184	222	.829	111	268	379	128	139	0	40	76	51	673	13.7	26
Green	82	2819	379	706	.537	277	375	.739	287	424	711	116	149	0	88	116	39	1051	12.8	30
Divac	82	2525	397	819	.485	235	341	.689	220	509	729	232	311	7	128	214	140	1050	12.8	28
Peeler	77	1656	297	634	.468	162	206	.786	64	115	179	166	193	0	60	123	14	802	10.4	25
Campbell	79	1551	238	520	.458	130	204	.637	127	205	332	48	165	0	59	69	100	606	7.7	21
Edwards	52	617	122	270	.452	84	118	.712	30	70	100	41	122	0	10	51	7	328	6.3	17
Christie	23	332	45	106	.425	50	66	.758	24	27	51	53	53	0	22	50	5	142	6.2	17
Smith	55	752	133	275	.484	62	82	.756	46	41	87	63	72	1	50	40	7	330	6.0	20
Benjamin†	28	306	62	108	.481	22	37	.595	24	72	96	10	61	0	14	36	13	126	4.5	17
Cooper	65	645	62	158	.392	25	35	.714	13	37	50	150	66	0	18	69	2	156	2.4	9
Blackwell	27	109	14	42	.333	6	8	.750	10	13	23	7	14	0	4	5	2	34	1.3	8

DATE	OPPONENT	BOX SCORE	W / L	DATE	OPPONENT	BOX SCORE	W / L
Nov. 6	@ LA Clippers	W 114-112 (OT)	1-0	Jan. 31	@ Boston	W 96-87	22-20
Nov. 8	Sacramento	L 114-124	1-1	Feb. 2	Orlando	L 97-110	22-21
Nov. 10	@ Golden State	W 107-106	2-1	Feb. 4	Utah	W 114-110	23-21
Nov. 12	@ Seattle	L 102-114	2-2	Feb. 5	@ Phoenix	L 104-132	23-22
Nov. 13	LA Clippers	L 98-124	2-3	Feb. 8	Dallas	W 108-100 (OT)	24-22
Nov. 15	Golden State	W 105-102	3-3	Feb. 10	Denver	W 111-102	25-22
Nov. 20	Chicago	W 120-118	4-3	Feb. 14	Atlanta	W 135-96	26-22
Nov. 22	Denver	W 119-107	5-3	Feb. 18	@ Portland	L 103-105	26-23
Nov. 25	New Jersey	L 98-100	5-4	Feb. 24	@ Sacramento	W 104-99	27-23
Nov. 27	@ Portland	W 98-90	6-4	Feb. 26	Cleveland	L 102-114	27-24
Nov. 29	Dallas	W 114-85	7-4	Feb. 28	LA Clippers	W 124-112	28-24
Dec. 1	@ Sacramento	L 110-117	7-5	Mar. 2	@ Denver	L 115-127	28-25
Dec. 3	@ Houston	W 95-89	8-5	Mar. 3	@ Golden State	W 117-111	29-25
Dec. 4	@ Phoenix	L 93-103	8-6	Mar. 5	Philadelphia	W 101-97 (OT)	30-25
Dec. 6	Minnesota	W 107-85	9-6	Mar. 7	Charlotte	L 101-105	30-26
Dec. 9	Portland	W 124-111	10-6	Mar. 9	@ Detroit	W 123-121	31-26
Dec. 11	Washington	W 118-93	11-6	Mar. 10	@ New York	L 104-110	31-27
Dec. 13	Milwaukee	W 114-96	12-6	Mar. 12	@ Philadelphia	W 101-95	32-27
Dec. 15	@ San Antonio	W 107-101	13-6	Mar. 14	@ Atlanta	L 107-117	32-28
Dec. 16	@ Dallas	L 95-102	13-7	Mar. 15	@ San Antonio	W 92-87	33-28
Dec. 18	Phoenix	L 100-116	13-8	Mar. 17	San Antonio	L 100-101	33-29
Dec. 19	@ Denver	W 92-86	14-8	Mar. 19	Boston	L 119-129	33-30
Dec. 23	Seattle	L 79-80	14-9	Mar. 21	Detroit	L 101-106	33-31
Dec. 26	San Antonio	L 92-104	14-10	Mar. 24	Phoenix	L 105-120	33-32
Dec. 28	@ Miami	L 96-107	14-11	Mar. 26	New York	L 95-105	33-33
Dec. 30	@ Orlando	W 96-93	15-11	Mar. 28	Indiana	W 92-90	34-33
Jan. 2	@ Cleveland	L 91-106	15-12	Mar. 30	@ LA Clippers	L 93-101	34-34
Jan. 3	@ Milwaukee	L 101-109	15-13	Mar. 31	Minnesota	L 113-126	34-35
Jan. 5	@ Chicago	W 91-88	16-13	Apr. 4	Utah	L 99-111	34-36
Jan. 6	@ Minnesota	W 98-78	17-13	Apr. 6	@ Phoenix	L 114-115	34-37
Jan. 8	Sacramento	W 93-90	18-13	Apr. 8	@ Golden State	L 116-122	34-38
Jan. 10	Miami	L 89-101	18-14	Apr. 9	Portland	L 105-109	34-39
Jan. 14	@ LA Clippers	L 102-105	18-15	Apr. 11	Seattle	W 98-96	35-39
Jan. 15	Portland	W 99-96	19-15	Apr. 13	@ Houston	L 107-126	35-40
Jan. 18	Houston	L 90-110	19-16	Apr. 14	@ Dallas	W 112-99	36-40
Jan. 20	Seattle	L 101-111	19-17	Apr. 16	Houston	L 84-100	36-41
Jan. 22	@ Utah	L 94-98	19-18	Apr. 18	Golden State	W 115-112	37-41
Jan. 24	@ Washington	L 112-110 (OT)	20-18	Apr. 20	@ Minnesota	W 107-95	38-41
Jan. 26	@ New Jersey	L 91-106	20-19	Apr. 21	@ Utah	L 102-113	38-42
Jan. 28	@ Indiana	L 110-127	20-20	Apr. 23	@ Seattle	L 93-122	38-43
Jan. 29	@ Charlotte	W 123-108	21-20	Apr. 24	Sacramento	W 125-107	39-43



1993-94 LOS ANGELES LAKERS



33-49 - 5TH IN PACIFIC DIVISION

Head Coach: Randy Pfund, Bill Bertka, Erwin Johnson
Staffing: Antonio Harvey, Dan Schayes, Wade Eiden Campbell, James Edwards, Sam Bowie, Kurt Rambis

Seated: Nick Van Exel, George Lynch, Anthony Peeler, Tony Smith, James Worthy, Sedale Threatt, Doug Christie, Reggie Jordan

Not pictured: Trevor Wilson



1993-94 REGULAR SEASON STATISTICS / GAME-BY-GAME RESULTS

	G	Min.	FGM	FGA	Pct.	FTM	FTA	Pct.	REBOUNDS		PF	Dq.	Stl.	TO	Blk.	SCORING				
									Off.	Def.						Tot.	Ast.	Pts.	Avg.	
Divac	79	2685	453	895	.506	208	303	.686	282	569	851	307	288	5	32	191	1123	14.2	33	
Peeler	30	923	176	409	.430	57	71	.803	48	61	109	94	93	0	43	59	8	423	14.1	28
Van Exel	81	2700	413	1049	.394	150	192	.781	47	91	238	466	154	1	85	145	8	1099	13.6	31
Campbell	76	2253	373	808	.462	188	273	.689	167	352	519	86	241	2	64	98	146	934	12.3	29
Threatt	81	2278	411	852	.482	138	155	.890	28	125	153	344	186	1	110	106	19	965	11.9	32
Christie	65	1515	244	562	.434	145	208	.697	93	142	235	136	186	2	89	140	28	672	10.3	33
Worthy	80	1597	340	838	.406	100	135	.741	48	133	181	154	80	0	45	97	18	812	10.2	31
Wilson*	5	126	19	39	.487	13	25	.520	12	16	28	12	17	0	5	6	1	51	10.2	16
Lynch	71	1762	291	573	.508	99	166	.596	220	190	410	96	177	1	102	87	27	681	9.6	30
Bowie	25	556	75	172	.436	72	83	.867	27	104	131	47	65	0	4	43	28	223	8.9	21
Smith	73	1617	272	617	.441	85	119	.714	106	89	195	148	128	1	59	76	14	645	8.8	25
Jordan	23	259	44	103	.427	35	51	.686	46	21	67	26	26	0	14	5	5	125	5.4	28
Edwards	45	469	78	168	.464	54	79	.684	11	54	65	22	90	0	4	30	3	210	4.7	16
Rambis	50	635	59	114	.518	46	71	.648	84	105	189	32	89	0	22	26	23	164	3.3	13
Schayes†	13	133	14	38	.368	8	10	.800	15	19	34	8	18	0	5	2	36	2.8	11	
Harvey	27	247	29	79	.367	12	26	.462	26	33	59	5	39	0	8	17	19	70	2.6	16

DATE	OPPONENT	BOX SCORE	W / L	DATE	OPPONENT	BOX SCORE	W / L
Nov. 5	Phoenix	W 116-108	1-0	Feb. 3	@ Houston	L 88-99	14-28
Nov. 6	@ Seattle	L 101-129	1-1	Feb. 4	@ Dallas	W 95-87	15-28
Nov. 9	Portland	L 102-109	1-2	Feb. 6	Utah	W 107-90	16-28
Nov. 10	@ Sacramento	L 101-112	1-3	Feb. 8	Phoenix	W 107-104	17-28
Nov. 12	Denver	L 84-113	1-4	Feb. 9	@ Utah	W 103-96	18-28
Nov. 14	Cleveland	W 107-100	2-4	Feb. 10	Sacramento	L 84-103	18-29
Nov. 16	LA Clippers	W 116-114 (2OT)	3-4	Feb. 15	LA Clippers	L 89-100	18-30
Nov. 18	@ Golden State	L 76-103	3-5	Feb. 18	@ Phoenix	L 96-113	18-31
Nov. 19	Chicago	L 86-88	3-6	Feb. 20	Philadelphia	W 107-95	19-31
Nov. 21	@ New Jersey	L 102-105	3-7	Feb. 24	@ Sacramento	L 90-102	19-32
Nov. 23	@ Atlanta	L 94-103	3-8	Feb. 25	San Antonio	L 110-126	19-33
Nov. 24	@ Charlotte	L 124-141	3-9	Feb. 27	Boston	W 100-97	20-33
Nov. 26	@ Indiana	W 102-100	4-9	Mar. 2	@ Chicago	W 97-89	21-33
Nov. 27	@ Minnesota	W 96-92	5-9	Mar. 4	@ Boston	L 99-109	21-34
Dec. 1	Dallas	W 124-91	6-9	Mar. 5	@ Washington	L 118-124	21-35
Dec. 4	@ LA Clippers	W 109-102	7-9	Mar. 7	@ Milwaukee	W 106-84	22-35
Dec. 5	Minnesota	L 99-101	7-10	Mar. 10	Dallas	W 106-101	23-35
Dec. 7	New York	L 78-92	7-11	Mar. 13	@ Minnesota	W 90-88	24-35
Dec. 10	@ Portland	L 99-117	7-12	Mar. 14	@ Utah	L 101-102	24-36
Dec. 12	Golden State	L 97-100	7-13	Mar. 16	Washington	W 129-94	25-36
Dec. 14	@ Detroit	W 99-93	8-13	Mar. 18	New Jersey	L 90-102	25-37
Dec. 16	@ New York	L 85-108	8-14	Mar. 20	Oriando	L 97-91	26-37
Dec. 17	@ Philadelphia	L 94-105	8-15	Mar. 21	Miami	W 84-81	27-37
Dec. 19	@ Cleveland	L 92-122	8-16	Mar. 23	@ Dallas	W 112-109	28-37
Dec. 21	@ Oriando	W 109-102	9-16	Mar. 24	@ Houston	L 107-113	28-38
Dec. 23	@ Miami	L 92-109	9-17	Mar. 27	Milwaukee	W 110-101	29-38
Dec. 26	Houston	L 93-118	9-18	Mar. 29	Minnesota	W 91-89	30-38
Dec. 29	Seattle	L 92-99	9-19	Mar. 31	@ Seattle	L 92-95	30-39
Jan. 2	@ San Antonio	L 92-94	9-20	Apr. 1	Houston	W 101-88	31-39
Jan. 4	@ Denver	W 119-118	10-20	Apr. 3	Atlanta	W 102-89	32-39
Jan. 5	@ Sacramento	L 98-106	10-21	Apr. 6	Sacramento	W 128-123 (OT)	33-39
Jan. 7	LA Clippers	W 111-108	11-21	Apr. 8	Denver	L 99-112	33-40
Jan. 9	San Antonio	L 89-95	11-22	Apr. 9	@ Portland	L 104-112	33-41
Jan. 11	Golden State	L 117-122	11-23	Apr. 12	Golden State	L 117-128	33-42
Jan. 14	Charlotte	L 122-130	11-24	Apr. 13	@ Phoenix	L 86-117	33-43
Jan. 18	@ Seattle	L 88-103	11-25	Apr. 15	Portland	L 100-105	33-44
Jan. 20	Phoenix	W 107-102	12-25	Apr. 16	@ LA Clippers	L 103-108	33-45
Jan. 21	@ Portland	L 93-111	12-26	Apr. 19	@ Denver	L 98-105	33-46
Jan. 26	Indiana	W 103-99	13-26	Apr. 20	Seattle	L 90-112	33-47
Jan. 28	Detroit	W 105-97	14-26	Apr. 23	@ Golden State	L 91-126	33-48
Feb. 1	@ San Antonio	L 97-112	14-27	Apr. 24	Utah	L 97-103	33-49

* Finished season with another team. † Totals with Lakers only.



1994-95 LOS ANGELES LAKERS



48-34 - 3RD IN PACIFIC DIVISION

Head Coach: Del Harris
Staff: Cedric Ceballos, Elden Campbell, Sam Bowie, Vladi Divac, Antonio Harvey, Anthony Miller, Kurt Rambis
Seated: Eddie Jones, Tony Smith, Anthony Peeler, Nick Van Exel, Sedale Threatt, Lloyd Daniels
Not pictured: Lester Conner, Randolph Keys, George Lynch

1994-95 REGULAR SEASON STATISTICS / GAME-BY-GAME RESULTS

	G	Min.	FGM	FGA	Pct.	FTM	FTA	Pct.	REBOUNDS					SCORING						
									Off.	Def.	Tot.	Ast.	Pf	Dq.	Stl.	To	Blk.	Pts.	Avg.	Hi
Ceballos	58	2029	497	977	.509	209	292	.716	169	295	464	105	131	1	60	143	19	1261	21.7	50
Van Exel	80	2944	465	1107	.420	235	300	.783	27	196	223	660	157	0	97	220	6	1348	16.9	40
Divac	80	2807	485	957	.507	297	382	.777	261	568	829	329	305	8	109	205	174	1277	16.0	30
Jones	64	1981	342	744	.460	122	169	.722	79	170	249	128	175	1	131	75	41	897	14.0	31
Campbell	73	2076	360	785	.459	193	290	.666	168	277	445	92	246	4	69	98	132	913	12.5	32
Peeler	73	1559	285	659	.432	102	128	.797	62	106	168	122	143	1	52	82	13	756	10.4	27
Threatt	59	1384	217	437	.497	88	111	.793	21	103	124	248	139	1	54	70	12	558	9.5	38
Daniels†	25	541	71	182	.390	20	25	.800	27	29	56	36	40	0	20	23	10	185	7.4	22
Lynch	56	953	138	295	.468	62	86	.721	75	109	184	62	86	0	51	73	10	341	6.1	21
Smith	61	1024	132	309	.427	44	63	.698	43	64	107	102	111	0	46	50	7	340	5.6	19
Bowie	67	1225	118	267	.442	68	89	.764	72	216	288	118	182	4	21	91	80	306	4.6	19
Miller	46	527	70	132	.530	47	76	.618	67	85	152	35	77	2	20	38	7	189	4.1	18
Keys	6	83	9	26	.346	2	2	1.000	6	11	17	2	16	0	1	2	2	20	3.3	10
Hanvey	59	572	77	176	.438	24	45	.533	39	63	102	23	87	0	15	25	41	179	3.0	18
Rambis	26	195	18	35	.514	8	12	.667	10	24	34	16	35	0	3	8	9	44	1.7	9
Conner	2	5	0	0	---	2	2	1.000	0	0	0	0	3	0	1	0	0	2	1.0	2

DATE	OPPONENT	BOX SCORE	W / L	DATE	OPPONENT	BOX SCORE	W / L
Nov. 4	@ Detroit	W 115-98	1-0	Feb. 3	Denver	L 74-88	26-16
Nov. 5	@ Milwaukee	L 96-97	1-1	Feb. 4	@ L.A. Clippers	W 121-118	27-16
Nov. 8	@ New York	L 113-117	1-2	Feb. 7	@ Denver	W 85-83	28-16
Nov. 9	@ Minnesota	W 122-99	2-2	Feb. 8	San Antonio	W 115-99	29-16
Nov. 11	Denver	L 117-124 (OT)	2-3	Feb. 15	Seattle	W 102-96	30-16
Nov. 12	@ Golden State	L 99-121	2-4	Feb. 16	@ Sacramento	L 82-98	30-17
Nov. 15	@ L.A. Clippers	W 102-92	3-4	Feb. 19	Portland	W 93-83	31-17
Nov. 16	New York	L 89-110	3-5	Feb. 20	@ Seattle	W 108-105	32-17
Nov. 18	Cleveland	W 82-80	4-5	Feb. 22	Philadelphia	W 112-100	33-17
Nov. 23	Dallas	W 118-106	5-5	Feb. 24	Charlotte	W 95-93 (OT)	34-17
Nov. 25	@ Atlanta	W 92-87	6-5	Feb. 25	@ L.A. Clippers	L 81-83	34-18
Nov. 26	@ Washington	W 112-96	7-5	Feb. 27	Utah	L 95-101	34-19
Nov. 29	@ New Jersey	W 129-120 (2OT)	8-5	Mar. 1	Phoenix	L 93-101	34-20
Nov. 30	@ Cleveland	L 79-117	8-6	Mar. 3	Sacramento	W 109-104 (2OT)	35-20
Dec. 2	Houston	W 107-89	9-6	Mar. 5	Minnesota	W 105-102	36-20
Dec. 6	Golden State	W 113-101	10-6	Mar. 7	@ Miami	L 104-110	36-21
Dec. 9	L.A. Clippers	L 84-109	10-7	Mar. 8	@ Orlando	L 110-114	36-22
Dec. 10	@ Utah	W 120-113	11-7	Mar. 10	@ Minnesota	L 103-109	36-23
Dec. 13	@ Dallas	W 115-108	12-7	Mar. 11	@ Chicago	W 108-105	37-23
Dec. 15	@ Houston	W 97-94	13-7	Mar. 13	Indiana	W 93-91	38-23
Dec. 17	@ San Antonio	L 102-116	13-8	Mar. 15	@ Golden State	L 108-119	38-24
Dec. 20	Minnesota	W 108-95	14-8	Mar. 17	Boston	L 92-118	39-25
Dec. 23	Sacramento	W 100-89	15-8	Mar. 17	Sacramento	W 112-110	40-25
Dec. 27	@ Golden State	L 105-129	15-9	Mar. 22	Portland	W 121-114	40-25
Dec. 29	Seattle	W 96-95	16-9	Mar. 24	Washington	W 113-103	41-25
Dec. 30	@ Phoenix	W 127-112	17-9	Mar. 26	Houston	W 107-96	42-25
Jan. 3	Detroit	W 105-96	18-9	Mar. 28	@ Houston	W 106-96	43-25
Jan. 6	Milwaukee	W 106-98	19-9	Mar. 29	@ San Antonio	L 84-107	43-26
Jan. 8	Miami	W 122-105	20-9	Mar. 31	Atlanta	W 121-107	44-26
Jan. 9	@ Portland	L 83-129	20-10	Apr. 2	Orlando	W 119-112	45-26
Jan. 11	Phoenix	L 108-118	20-11	Apr. 4	@ Denver	W 104-101	46-26
Jan. 13	Golden State	W 115-104	21-11	Apr. 5	@ Dallas	L 111-130	46-27
Jan. 16	L.A. Clippers	W 96-88	22-11	Apr. 7	Utah	W 113-90	47-27
Jan. 18	@ Indiana	L 105-106	22-12	Apr. 9	San Antonio	L 87-101	47-28
Jan. 20	@ Boston	W 120-118	23-12	Apr. 11	@ Utah	L 93-100	47-29
Jan. 21	@ Philadelphia	L 113-117 (OT)	23-13	Apr. 12	@ Sacramento	L 99-109	47-30
Jan. 23	@ Charlotte	W 108-102	24-13	Apr. 15	@ Phoenix	L 114-119	47-31
Jan. 25	New Jersey	W 120-116 (OT)	25-13	Apr. 16	Dallas	W 125-111	48-31
Jan. 28	@ Seattle	W 128-121 (OT)	26-13	Apr. 18	Seattle	L 97-113	48-32
Jan. 31	Chicago	L 115-119	26-14	Apr. 20	@ Portland	L 97-111	48-33
Feb. 1	@ Phoenix	L 109-118	26-15	Apr. 22	Portland	L 104-109	48-34




1995-96 LOS ANGELES LAKERS



53-29 - 2ND IN PACIFIC DIVISION

Head Coach: Del Harris
Standing: Fred Roberts, Earvin Johnson, Elden Campbell, Vlade Divac, Corie Blount, Anthony Miller, Derek Strong
Seated: George Lynch, Eddie Jones, Anthony Peeler, Nick Van Exel, Frankie King, Sedale Threatt, Cedric Ceballos



1995-96 REGULAR SEASON STATISTICS / GAME-BY-GAME RESULTS

	G	Min.	FGM	FGA	Pct.	FTM	FTA	Pct.	REBOUNDS		Tot.	Ast.	PF	Dq.	Stl.	TO	Blk.	SCORING		
									Off.	Def.								Pts.	Avg.	
Ceballos	78	2628	638	1203	.530	329	409	.804	215	321	536	119	144	0	94	167	22	1656	21.2	38
Van Exel	74	2513	396	950	.417	183	204	.799	29	152	181	509	115	0	70	156	10	1039	14.9	30
Johnson	32	958	137	294	.466	172	201	.856	40	143	183	220	48	0	26	103	13	468	14.6	30
Campbell	82	2699	447	888	.503	249	349	.713	162	461	623	181	300	4	88	137	212	1143	13.9	29
Divac	79	2470	414	807	.513	189	295	.641	198	481	679	261	274	5	76	199	131	1020	12.9	29
Jones	70	2184	337	685	.492	136	184	.739	45	188	233	246	162	0	129	99	45	893	12.8	27
Peeler	73	1608	272	602	.452	61	86	.709	45	92	137	118	139	0	59	56	10	710	9.7	25
Threatt	82	1687	241	526	.458	54	71	.761	20	75	95	269	178	0	68	74	11	596	7.3	27
Lynch	76	1012	117	272	.430	53	80	.663	82	127	209	51	106	0	47	40	20	91	3.8	14
Roberts	33	317	48	97	.495	22	28	.786	18	29	47	26	24	0	16	24	4	122	3.7	19
Strong	63	746	72	169	.426	69	85	.812	60	118	178	32	80	1	18	20	12	214	3.4	16
Blount	57	715	79	167	.473	25	44	.568	69	101	170	42	109	2	25	47	35	183	3.2	11
Miller	27	123	15	35	.429	6	10	.600	11	14	25	4	19	0	4	8	1	36	1.3	6
King	6	20	3	11	.273	1	3	.333	1	1	2	2	4	0	2	0	7	1.2	3	

DATE	OPPONENT	BOX SCORE	W / L	DATE	OPPONENT	BOX SCORE	W / L
Nov. 3	Denver	W 98-96	1-0	Jan. 27	@ New Jersey	W 100-98	24-18
Nov. 4	@ Seattle	L 89-103	1-1	Jan. 30	Golden State	W 128-118	25-18
Nov. 7	@ Minnesota	L 92-93	1-2	Feb. 2	Chicago	L 84-99	25-19
Nov. 8	@ Utah	L 98-108	1-3	Feb. 4	Utah	W 110-103	26-19
Nov. 10	Seattle	W 100-97	2-3	Feb. 6	@ Denver	W 99-78	27-19
Nov. 11	@ Golden State	L 105-123	2-4	Feb. 7	New Jersey	W 106-96	28-19
Nov. 14	@ Sacramento	W 106-100	3-4	Feb. 14	Atlanta	W 87-86	29-19
Nov. 15	Dallas	W 114-97	4-4	Feb. 16	Dallas	W 119-114	30-19
Nov. 17	@ Vancouver	W 114-91	5-4	Feb. 20	L.A. Clippers	W 121-104	31-19
Nov. 19	L.A. Clippers	W 109-88	6-4	Feb. 21	@ L.A. Clippers	W 112-108	32-19
Nov. 21	Portland	L 108-109	6-5	Feb. 23	@ Dallas	W 114-88	33-19
Nov. 24	Sacramento	L 98-99	6-6	Feb. 24	@ Houston	L 94-96	33-20
Nov. 25	@ Phoenix	L 113-114	6-7	Feb. 26	New York	W 114-96	34-20
Nov. 29	Phoenix	W 107-96	7-7	Feb. 28	@ Vancouver	W 99-80	35-20
Dec. 1	Vancouver	W 113-100	8-7	Mar. 1	Washington	W 100-95	36-20
Dec. 3	Indiana	W 104-96	9-7	Mar. 3	Houston	L 107-111	36-21
Dec. 5	@ San Antonio	L 87-117	9-8	Mar. 7	@ Sacramento	W 102-89	37-21
Dec. 6	@ Houston	L 99-112	9-9	Mar. 8	@ Phoenix	W 119-97	38-21
Dec. 8	Toronto	W 102-103	10-9	Mar. 12	Portland	L 99-105	38-22
Dec. 10	Detroit	W 87-82	11-9	Mar. 14	@ Golden State	W 106-103	39-22
Dec. 12	@ New York	L 82-97	11-10	Mar. 15	Milwaukee	W 117-95	40-22
Dec. 13	@ Detroit	W 101-98	12-10	Mar. 17	Orlando	L 97-98	40-23
Dec. 15	@ Washington	W 114-122	12-11	Mar. 19	Seattle	L 94-71	41-23
Dec. 16	@ Chicago	L 88-108	12-12	Mar. 21	@ Seattle	L 93-104	41-24
Dec. 19	@ Milwaukee	W 109-105	13-12	Mar. 24	Charlotte	L 94-103	41-25
Dec. 20	@ Indiana	L 98-109	13-13	Mar. 26	@ Orlando	W 113-91	42-25
Dec. 22	Sacramento	W 116-83	14-13	Mar. 27	@ Miami	W 106-95	43-25
Dec. 23	@ Portland	W 102-99	15-13	Mar. 29	@ Atlanta	W 102-89	44-25
Dec. 26	Boston	W 102-91	16-13	Mar. 31	@ Toronto	W 111-106	45-25
Dec. 28	San Antonio	L 99-107	16-14	Apr. 2	@ Charlotte	L 97-102	45-26
Dec. 30	@ Utah	L 82-99	16-15	Apr. 3	@ Cleveland	L 89-105	45-27
Jan. 2	Philadelphia	L 89-90	16-16	Apr. 5	Vancouver	W 104-94	46-27
Jan. 5	Utah	W 116-100	17-16	Apr. 7	San Antonio	L 107-97	47-27
Jan. 7	Denver	L 93-96	17-17	Apr. 9	@ Denver	L 91-98	47-28
Jan. 9	Minnesota	W 106-104	18-17	Apr. 10	@ Minnesota	W 111-90	48-28
Jan. 12	Houston	W 101-100	19-17	Apr. 12	Golden State	W 94-81	49-28
Jan. 15	Miami	W 96-88	20-17	Apr. 14	Phoenix	W 118-114	50-28
Jan. 19	@ L.A. Clippers	W 106-100	21-17	Apr. 16	@ Dallas	W 113-95	51-28
Jan. 20	Cleveland	L 82-93	21-18	Apr. 18	@ San Antonio	L 100-103	51-29
Jan. 24	@ Boston	W 124-107	22-18	Apr. 20	Minnesota	W 106-82	52-29
Jan. 26	@ Philadelphia	W 100-88	23-18	Apr. 21	@ Portland	W 92-88	53-29





1996-97 LOS ANGELES LAKERS



56-26 - 2ND IN PACIFIC DIVISION

Head Coach: Del Harris
Staff: Jerome Kersey, Trevor Wilson, Corie Blount, Elden Campbell, Shaquille O'Neal, Travis Knight, Sean Rooks, Cedric Ceballos, Eddie Jones
Seated: Kobe Bryant, Rumeal Robinson, Nick Van Exel, Derek Fisher, Byron Scott
Not pictured: Robert Horry, Joe Kleine, Larry Krystowiak, George McCloud

1996-97 REGULAR SEASON STATISTICS / GAME-BY-GAME RESULTS

	G	Min.	FGM	FGA	Pct.	FTM	FTA	Pct.	REBOUNDS					SCORING						
									Off.	Def.	Tot.	Ast.	PF	Dq.	Stl.	TO	Bk.	Pts.	Avg.	HI
O'Neal	51	194	552	995	55	232	479	.484	195	445	640	159	180	2	46	146	147	1336	26.2	42
Jones	80	2998	473	1081	438	276	337	.819	90	236	326	270	226	3	189	169	49	1374	17.2	34
Van Exel	79	2837	432	1075	402	165	200	.825	44	182	226	672	110	0	75	212	10	1206	15.3	37
Campbell	77	2516	442	942	469	263	370	.711	207	408	615	126	276	6	46	130	117	1148	14.9	40
Ceballos*	8	279	34	83	410	13	15	.867	11	42	53	15	19	0	5	17	6	86	10.8	22
Horry†	22	676	75	165	455	28	40	.700	28	90	118	56	72	1	38	26	29	203	9.2	15
Bryant	71	1103	176	422	417	136	166	.819	47	85	132	91	102	0	49	112	23	539	7.6	24
Kersey	70	1766	194	449	432	71	118	.602	112	251	363	89	219	0	119	74	49	476	6.8	16
Scott	79	1440	163	379	430	127	151	.841	21	97	118	99	72	0	46	53	16	526	6.7	19
Knight	71	1156	140	275	509	62	100	.620	130	189	319	39	170	2	31	49	58	342	4.8	19
Blount	58	1009	92	179	514	56	83	.675	113	163	276	35	121	2	22	50	26	241	4.2	17
McCloud†	23	286	34	96	354	6	9	.667	7	29	36	17	20	0	9	9	0	95	4.1	16
Fisher	80	321	104	262	397	79	120	.658	25	72	97	119	87	0	41	71	5	309	3.9	21
Rooks	89	735	87	185	470	91	130	.700	56	107	163	42	123	1	17	51	38	265	3.8	20
Robinson*	15	126	17	48	354	5	8	.625	2	8	10	13	12	0	5	11	2	45	3.0	10
Krystowiak	3	11	1	2	500	1	2	.500	2	3	5	3	3	0	2	1	0	3	1.0	3
Kleine*	8	30	2	8	.250	2	2	1.000	2	7	9	0	6	0	0	0	0	6	0.8	2

DATE	OPPONENT	BOX SCORE	W / L	DATE	OPPONENT	BOX SCORE	W / L
Nov. 1	Phoenix	W 96-82	1-0	Jan. 24	Golden State	W 114-97	30-12
Nov. 3	Minnesota	W 91-85	2-0	Jan. 26	@ Seattle	W 104-103	31-12
Nov. 5	@ New York	W 98-92	3-0	Jan. 28	@ Dallas	W 102-83	32-12
Nov. 6	@ Charlotte	L 78-88	3-1	Jan. 29	@ San Antonio	W 99-92	33-12
Nov. 8	@ Toronto	L 92-93	3-2	Feb. 2	Washington	W 129-99	34-12
Nov. 10	Atlanta	W 92-88	4-2	Feb. 4	@ L.A. Clippers	L 86-108	34-13
Nov. 12	@ Houston	W 126-115 (OT)	5-2	Feb. 5	Chicago	W 106-90	35-13
Nov. 13	@ San Antonio	L 83-95	5-3	Feb. 12	@ Minnesota	W 103-84	36-13
Nov. 15	L.A. Clippers	W 107-100	6-3	Feb. 13	@ Denver	W 132-117	37-13
Nov. 17	@ Phoenix	W 102-88	7-3	Feb. 16	Seattle	L 91-102	37-14
Nov. 19	@ Golden State	W 112-109	8-3	Feb. 19	Cleveland	L 84-103	37-15
Nov. 20	Utah	L 97-113	8-4	Feb. 21	Vancouver	W 99-91	38-15
Nov. 22	San Antonio	W 96-86	9-4	Feb. 23	New York	L 121-127 (OT)	38-16
Nov. 24	Houston	L 85-90	9-5	Feb. 25	@ Houston	L 96-100	38-17
Nov. 26	@ Philadelphia	W 100-88	10-5	Feb. 27	@ Washington	W 122-107	39-17
Nov. 27	@ Boston	L 94-110	10-6	Feb. 28	@ Atlanta	L 75-86	39-18
Nov. 29	@ Detroit	W 84-76	11-6	Mar. 2	@ Indiana	L 85-101	39-19
Dec. 1	Denver	W 104-96	12-6	Mar. 4	@ Dallas	W 102-92	40-19
Dec. 3	Seattle	W 110-106	13-6	Mar. 7	Houston	L 90-111	40-20
Dec. 4	@ Utah	L 75-101	13-7	Mar. 9	New Jersey	W 115-105	41-20
Dec. 6	Orlando	W 92-81	14-7	Mar. 12	Golden State	W 109-101	42-20
Dec. 8	Minnesota	W 110-96	15-7	Mar. 14	L.A. Clippers	W 95-97	42-21
Dec. 10	@ Sacramento	W 92-90	16-7	Mar. 16	Toronto	W 98-90 (OT)	43-21
Dec. 11	@ Indiana	W 79-76	17-7	Mar. 17	@ Denver	W 113-94	44-21
Dec. 13	Portland	W 120-119 (OT)	18-7	Mar. 20	@ Cleveland	W 89-76	45-21
Dec. 17	@ Chicago	L 123-129 (OT)	18-8	Mar. 21	@ Miami	W 97-98	45-22
Dec. 18	@ Milwaukee	W 111-105	19-8	Mar. 23	@ Orlando	L 84-110	45-23
Dec. 21	@ Minnesota	L 88-103	19-9	Mar. 24	@ New Jersey	W 109-84	46-23
Dec. 25	@ Phoenix	W 108-87	20-9	Mar. 26	Milwaukee	W 106-84	47-23
Dec. 27	Boston	W 109-102	21-9	Mar. 27	@ Vancouver	W 102-98 (OT)	48-23
Dec. 29	Philadelphia	W 115-102	22-9	Apr. 1	@ Seattle	W 99-97	49-23
Jan. 2	@ Sacramento	W 90-83	23-9	Apr. 2	Denver	W 110-85	50-23
Jan. 3	Sacramento	W 100-93	24-9	Apr. 4	San Antonio	L 83-94	50-24
Jan. 5	@ Vancouver	W 95-82	25-9	Apr. 6	Dallas	W 87-80	51-24
Jan. 6	@ Portland	L 84-98	25-10	Apr. 8	@ Golden State	W 105-85	52-24
Jan. 8	Charlotte	W 101-97	26-10	Apr. 9	@ Utah	L 89-101	52-25
Jan. 10	Miami	W 94-85	27-10	Apr. 11	Phoenix	W 114-98	53-25
Jan. 14	Vancouver	W 91-81	28-10	Apr. 13	Utah	W 100-98	54-25
Jan. 16	Portland	L 98-102	28-11	Apr. 17	Sacramento	W 108-99	55-25
Jan. 18	Detroit	L 97-100 (2OT)	28-12	Apr. 18	@ L.A. Clippers	W 123-95	56-25
Jan. 20	Dallas	W 109-99	29-12	Apr. 20	@ Portland	L 96-100	56-26



1997-98 LOS ANGELES LAKERS



61-21 - 2ND IN PACIFIC DIVISION

Head Coach: Del Harris
Standing: Robert Horry, Corie Blount, Shaquille O'Neal, Sean Rooks, Elden Campbell, Mario Bennett
Seated: Nick Van Exel, Eddie Jones, Kobe Bryant, Rick Fox, Jon Barry, Shea Seals, Derek Fisher



1997-98 REGULAR SEASON STATISTICS / GAME-BY-GAME RESULTS

	G	Min.	FGM	FGA	Pct.	FTM	FTA	Pct.	REBOUNDS					SCORING						
									Off.	Def.	Tot.	Ast.	PF	Dq.	Stl.	TO	Bk.	Pts.	Avg.	Hi
O'Neal	60	2175	670	1147	.584	359	681	.527	208	473	681	142	193	1	39	175	144	1699	28.3	50
Jones	80	2910	486	1005	.484	334	306	.765	85	217	302	246	164	0	160	148	55	1349	16.9	35
Bryant	79	2056	391	913	.428	363	457	.794	79	163	242	199	180	1	74	157	40	1220	15.4	33
Van Exel	64	2053	311	743	.419	136	172	.791	31	163	194	442	120	0	64	104	6	881	13.8	35
Fox	82	2709	363	771	.471	171	230	.743	78	280	358	276	309	4	100	201	48	983	12.0	31
Campbell	81	1784	289	624	.463	237	342	.693	143	312	455	78	209	1	35	115	102	816	10.1	25
Horry	72	2192	200	420	.476	117	169	.692	186	356	542	163	238	5	112	99	94	536	7.4	23
Fisher	82	1760	164	378	.434	115	152	.757	38	155	193	333	126	1	75	119	5	474	5.8	21
Bennett	45	354	80	135	.593	16	44	.364	60	66	126	18	61	0	19	21	11	177	3.9	21
Blount	70	1029	107	187	.572	39	78	.500	114	184	298	37	157	2	29	51	25	253	3.6	12
Rooks	41	425	46	101	.455	47	79	.595	46	72	118	24	68	0	2	19	23	139	3.4	15
Barry	49	374	38	104	.365	27	29	.931	8	29	37	51	33	0	24	22	3	121	2.5	13
Seals	4	9	1	8	.125	2	4	.500	3	1	4	0	1	0	1	0	0	4	1.0	2

DATE	OPPONENT	BOX SCORE	W / L	DATE	OPPONENT	BOX SCORE	W / L
Oct. 31	@ Utah	W 104-87	1-0	Jan. 28	New Jersey	L 95-106	31-11
Nov. 4	@ Sacramento	W 101-98	2-0	Jan. 30	Minnesota	W 121-114	32-11
Nov. 7	New York	W 99-94	3-0	Feb. 1	Chicago	W 112-87	33-11
Nov. 9	Golden State	W 132-97	4-0	Feb. 4	Portland	W 122-115	34-11
Nov. 11	@ Dallas	W 118-96	5-0	Feb. 10	@ Portland	L 105-117	34-12
Nov. 13	@ San Antonio	W 109-100	6-0	Feb. 11	Golden State	W 105-99	35-12
Nov. 14	@ Houston	W 113-103	7-0	Feb. 13	Seattle	L 108-113 (OT)	35-13
Nov. 16	Vancouver	W 121-95	8-0	Feb. 15	Houston	L 88-90	35-14
Nov. 18	@ Utah	W 97-92	9-0	Feb. 18	@ Phoenix	L 103-110	35-15
Nov. 19	Minnesota	W 118-93	10-0	Feb. 19	Denver	W 131-92	36-15
Nov. 23	L.A. Clippers	W 119-102	11-0	Feb. 22	@ Orlando	L 94-96	36-16
Nov. 25	@ Miami	L 86-103	11-1	Feb. 24	@ Milwaukee	W 98-81	37-16
Nov. 26	@ Boston	W 118-103	12-1	Feb. 25	@ Indiana	W 96-89	38-16
Nov. 28	@ Philadelphia	L 95-105	12-2	Feb. 27	@ Minnesota	W 104-91	39-16
Nov. 30	Toronto	W 105-99	13-2	Mar. 1	@ New York	L 89-101	39-17
Dec. 3	@ Denver	W 107-89	14-2	Mar. 2	@ Washington	L 86-96	39-18
Dec. 5	San Antonio	W 98-88	15-2	Mar. 4	Indiana	W 104-95	40-18
Dec. 7	Cleveland	L 84-94	15-3	Mar. 6	San Antonio	W 91-84	41-18
Dec. 8	@ Portland	W 99-105	15-4	Mar. 8	Detroit	W 96-89	42-18
Dec. 10	@ Golden State	L 92-93	15-5	Mar. 11	Portland	W 121-107	43-18
Dec. 12	Houston	W 119-102	16-5	Mar. 12	@ L.A. Clippers	W 108-85	44-18
Dec. 14	Dallas	W 119-98	17-5	Mar. 15	Vancouver	W 119-110	45-18
Dec. 16	@ Minnesota	W 108-96	18-5	Mar. 16	@ Seattle	L 89-101	45-19
Dec. 17	@ Chicago	L 83-104	18-6	Mar. 18	Phoenix	W 99-93	46-19
Dec. 19	@ Atlanta	W 98-96	19-6	Mar. 20	Seattle	W 93-80	47-19
Dec. 20	@ Charlotte	W 109-100	20-6	Mar. 22	@ Sacramento	W 96-93	48-19
Dec. 22	@ Houston	W 94-83	21-6	Mar. 23	@ Denver	W 107-86	49-19
Dec. 26	L.A. Clippers	W 118-114 (OT)	22-6	Mar. 25	Sacramento	W 114-91	50-19
Dec. 28	Boston	L 102-108	22-7	Mar. 28	@ Utah	L 91-106	50-20
Dec. 30	Sacramento	W 93-80	23-7	Mar. 29	Washington	W 116-89	51-20
Jan. 2	Atlanta	W 116-106	24-7	Mar. 31	@ Toronto	W 114-105	52-20
Jan. 4	Philadelphia	W 107-113	24-8	Apr. 2	@ New Jersey	W 117-106	53-20
Jan. 6	@ Vancouver	W 100-87	25-8	Apr. 3	@ Cleveland	W 105-93	54-20
Jan. 7	Milwaukee	W 114-102	26-8	Apr. 5	@ Detroit	W 105-103 (OT)	55-20
Jan. 9	@ L.A. Clippers	W 125-115	27-8	Apr. 8	Vancouver	W 113-102	56-20
Jan. 11	Charlotte	L 93-98	27-9	Apr. 10	Phoenix	L 105-114	56-21
Jan. 14	Denver	W 132-114	28-9	Apr. 11	@ Golden State	W 96-84	57-21
Jan. 17	Miami	W 108-99	29-9	Apr. 13	@ San Antonio	W 99-75	58-21
Jan. 19	Orlando	W 92-89	30-9	Apr. 14	@ Dallas	W 111-95	59-21
Jan. 21	@ Phoenix	W 119-109	31-9	Apr. 17	Dallas	W 124-95	60-21
Jan. 24	@ Seattle	L 95-101	31-10	Apr. 19	Utah	W 102-98	61-21





1998-99 LOS ANGELES LAKERS



31-19 - 2ND IN PACIFIC DIVISION

Head Coach: Del Harris, Bill Bertka, Kurt Rambis
Staff: J.R. Reid, Sean Rooks, Shaquille O'Neal, Travis Knight, Robert Horry, Glen Rice
Seated: Tyrron Lue, Derek Harper, Ruben Patterson, Rick Fox, Kobe Bryant, Sam Jacobson, Derek Fisher
Not pictured: Corie Blount, Elden Campbell, Eddie Jones, Dennis Rodman

1998-99 REGULAR SEASON STATISTICS / GAME-BY-GAME RESULTS

	G	Min.	FGM	FGA	Pct.	FTM	FTA	Pct.	REBOUNDS					SCORING						
									Off.	Def.	Tot.	Ast.	PF	Dq.	Stl.	TO	Blk.	Pts.	Avg.	HI
O'Neal	49	1705	510	895	.576	269	498	.540	187	338	525	114	155	4	36	122	82	1289	26.3	38
Bryant	50	1896	362	779	.465	245	292	.839	53	211	264	190	153	3	72	157	50	996	19.9	38
Rice	27	985	171	396	.432	77	90	.856	9	90	99	71	67	1	17	45	6	472	17.5	40
Jones*	20	724	96	227	.423	59	80	.738	20	56	76	61	42	0	35	21	24	271	13.6	21
Fox	44	944	148	330	.448	66	89	.742	26	63	89	89	114	1	28	56	10	394	9.0	24
Campbell*	17	325	44	101	.436	38	62	.613	38	58	96	8	51	2	1	52	4	126	7.4	24
Harper	45	1120	120	291	.412	26	32	.813	13	54	67	187	66	0	44	52	4	309	6.9	20
Fisher	50	1131	99	263	.376	60	79	.759	21	70	91	197	95	0	61	77	1	296	5.9	20
Reid†	25	473	44	108	.407	38	53	.717	24	75	99	23	72	1	15	23	0	126	5.0	15
Lue	15	188	28	65	.431	12	21	.571	2	4	6	25	28	0	5	11	0	75	5.0	15
Horry	38	744	67	146	.459	34	46	.739	56	96	152	56	103	2	36	49	39	188	4.9	22
Knight	37	525	67	130	.515	22	29	.759	34	94	128	31	108	2	21	35	27	156	4.2	15
Jacobson	2	12	3	5	.600	2	2	1.000	0	3	3	0	2	0	1	0	0	8	4.0	6
Rooks	36	315	32	79	.405	34	48	.703	33	39	72	9	61	0	2	21	9	98	2.7	11
Patterson	24	144	21	51	.412	22	31	.710	17	13	30	2	16	0	5	12	3	65	2.7	11
Blount*	14	162	13	33	.394	6	12	.500	24	22	46	2	27	0	1	6	4	32	2.3	7
Rodman	23	657	16	46	.348	17	39	.436	62	196	258	30	71	0	10	31	12	49	2.1	7

DATE	OPPONENT	BOX SCORE	W / L	DATE	OPPONENT	BOX SCORE	W / L
Feb. 5	Houston	W 99-91	1-0	Apr. 19	Vancouver	W 117-102	26-16
Feb. 7	Utah	L 91-100	1-1	Apr. 20	@ Golden State	W 106-102 (OT)	27-16
Feb. 8	@ San Antonio	W 80-75	2-1	Apr. 21	@ Portland	L 82-88	27-17
Feb. 10	@ Denver	W 103-98	3-1	Apr. 24	@ San Antonio	L 81-108	27-18
Feb. 11	@ Minnesota	L 75-86	3-2	Apr. 26	@ Houston	L 80-102	27-19
Feb. 14	Indiana	L 99-101	3-3	Apr. 29	Portland	W 108-89	28-19
Feb. 16	Charlotte	W 116-88	4-3	May 2	@ Seattle	W 91-84	29-19
Feb. 17	Dallas	W 101-88	5-3	May 3	Dallas	W 115-102	30-19
Feb. 19	San Antonio	W 106-94	6-3	May 5	Portland	W 119-91	31-19
Feb. 21	@ Seattle	L 89-92	6-4				
Feb. 22	@ Denver	L 113-117 (OT)	6-5				
Feb. 23	@ Vancouver	L 83-93	6-6				
Feb. 25	@ L.A. Clippers	W 115-100	7-6				
Feb. 26	L.A. Clippers	W 99-83	8-6				
Feb. 28	Houston	W 106-90	9-6				
Mar. 1	@ Phoenix	W 97-91	10-6				
Mar. 3	Phoenix	W 101-95	11-6				
Mar. 5	Seattle	W 103-100	12-6				
Mar. 7	@ Utah	W 97-89	13-6				
Mar. 9	@ L.A. Clippers	W 103-99	14-6				
Mar. 10	L.A. Clippers	W 94-75	15-6				
Mar. 12	Golden State	W 89-78	16-6				
Mar. 14	@ Sacramento	L 101-105	16-7				
Mar. 16	@ Minnesota	W 107-101	17-7				
Mar. 18	@ Cleveland	L 93-100	17-8				
Mar. 19	@ Philadelphia	L 90-105	17-9				
Mar. 21	@ Orlando	W 115-104	18-9				
Mar. 22	@ Dallas	W 96-93	19-9				
Mar. 24	Phoenix	L 101-106	19-10				
Mar. 26	Sacramento	L 109-111	19-11				
Mar. 28	New York	W 99-91	20-11				
Mar. 29	Vancouver	W 116-98	21-11				
Apr. 2	@ Phoenix	W 91-90	22-11				
Apr. 3	Golden State	L 76-81	22-12				
Apr. 5	Denver	W 117-104	23-12				
Apr. 6	Utah	L 93-106	23-13				
Apr. 7	@ Sacramento	W 104-89	24-13				
Apr. 9	Minnesota	W 96-89	25-13				
Apr. 11	Seattle	L 109-113	25-14				
Apr. 13	@ Portland	L 86-113	25-15				
Apr. 17	@ Utah	L 93-109	25-16				



1999-00 LOS ANGELES LAKERS



67-15 - 1ST IN PACIFIC DIVISION

Head Coach: Phil Jackson
Standing: Tyronn Lue, Devean George, Ron Harper, Rick Fox, Kobe Bryant, Brian Shaw, John Celestano, Derek Fisher
Seated: Glen Rice, Robert Horry, Shaquille O'Neal, Travis Knight, John Salley, A.C. Green
Not pictured: Sam Jacobson



NBA Champions

1999-00 REGULAR SEASON STATISTICS / GAME-BY-GAME RESULTS

	G	Min.	FGM	FGA	Pct.	FTM	FTA	Pct.	REBOUNDS					Dq.	Stl.	TO	Blk.	SCORING		
									Off.	Def.	Tot.	Ast.	PF					Pts.	Avg.	Hi
O'Neal	79	3163	956	1665	.574	432	824	.524	336	742	1078	299	255	2	36	223	239	2344	29.7	61
Bryant	66	2524	554	1183	.468	331	403	.821	108	308	416	323	220	4	106	182	62	1485	22.5	40
Rice	80	2530	421	980	.430	346	396	.874	56	271	327	176	179	0	47	114	12	1272	15.9	29
Harper	80	2042	212	531	.399	100	147	.680	96	241	337	270	164	0	85	132	39	557	7.0	18
Fox	82	1473	206	498	.414	63	78	.808	63	135	198	138	203	1	52	87	26	534	6.5	20
Fisher	78	1803	167	483	.346	105	145	.724	22	121	143	216	150	1	80	75	3	491	6.3	20
Lue	8	146	19	39	.487	6	8	.750	2	10	12	17	17	0	3	9	0	48	6.0	13
Horry	76	1685	159	363	.438	89	113	.788	133	228	361	118	189	0	84	73	80	436	5.7	20
Green	82	1929	173	387	.447	66	95	.695	160	326	486	80	127	0	53	53	18	413	5.0	14
Shaw	74	1249	123	322	.382	41	54	.759	45	171	216	201	105	0	35	75	14	305	4.1	14
Jacobson*	3	18	5	9	.556	0	2	.000	0	1	1	2	1	0	1	2	0	10	3.3	6
George	49	345	56	144	.389	27	41	.659	29	46	75	12	54	0	10	21	4	155	3.2	14
Celestano	16	185	15	45	.333	5	6	.833	1	10	11	20	22	0	7	16	0	37	2.3	8
Knight	63	410	46	118	.390	17	28	.607	46	83	129	23	88	1	6	28	23	109	1.7	9
Salley	45	303	25	69	.362	21	28	.750	20	45	65	26	67	1	8	18	14	71	1.6	8

DATE	OPPONENT	BOX SCORE	W / L	DATE	OPPONENT	BOX SCORE	W / L
Nov. 2	@ Utah	W 91-84	1-0	Jan. 24	@ Utah	L 101-105 (2OT)	33-9
Nov. 3	Vancouver	W 103-88	2-0	Jan. 28	Milwaukee	W 117-89	34-9
Nov. 6	@ Portland	L 82-97	2-1	Jan. 30	@ Houston	L 83-89	34-10
Nov. 7	Dallas	W 105-97	3-1	Feb. 1	@ San Antonio	L 81-105	34-11
Nov. 9	@ Dallas	W 123-101	4-1	Feb. 4	Utah	W 113-67	35-11
Nov. 10	@ Houston	W 89-88	5-1	Feb. 7	Denver	W 106-98	36-11
Nov. 12	Houston	L 81-97	5-2	Feb. 9	Minnesota	W 114-81	37-11
Nov. 14	Atlanta	W 93-88	6-2	Feb. 15	@ Chicago	W 88-76	38-11
Nov. 15	@ Phoenix	W 91-82	7-2	Feb. 16	@ Charlotte	W 92-85	39-11
Nov. 18	@ Denver	L 82-93	7-3	Feb. 18	@ Orlando	W 107-99 (OT)	40-11
Nov. 19	Chicago	W 103-95	8-3	Feb. 20	@ Philadelphia	W 87-84	41-11
Nov. 21	Toronto	L 102-111	8-4	Feb. 22	@ New Jersey	W 97-89	42-11
Nov. 24	Utah	W 90-82	9-4	Feb. 23	@ Cleveland	W 116-98	43-11
Nov. 26	New Jersey	W 103-80	10-4	Feb. 25	Boston	W 109-96	44-11
Nov. 30	@ Seattle	W 101-77	11-4	Feb. 27	Houston	W 101-85	45-11
Dec. 1	Golden State	W 93-75	12-4	Feb. 29	@ Portland	W 90-87	46-11
Dec. 3	Portland	W 93-80	13-4	Mar. 1	Vancouver	W 103-91	47-11
Dec. 5	Orlando	W 117-100	14-4	Mar. 3	Indiana	W 107-92	48-11
Dec. 7	Washington	W 91-80	15-4	Mar. 5	Miami	W 93-80	49-11
Dec. 8	@ Sacramento	L 91-103	15-5	Mar. 6	@ L.A. Clippers	W 123-103	50-11
Dec. 11	@ Vancouver	W 106-94	16-5	Mar. 9	@ Golden State	W 109-92	51-11
Dec. 12	Detroit	W 101-83	17-5	Mar. 12	Sacramento	W 108-106	52-11
Dec. 14	@ L.A. Clippers	W 95-88	18-5	Mar. 13	@ Denver	W 118-108	53-11
Dec. 16	@ Atlanta	W 95-88	19-5	Mar. 16	@ Washington	L 102-109	53-12
Dec. 17	@ Minnesota	W 97-88	20-5	Mar. 17	@ Detroit	W 110-82	54-12
Dec. 19	@ Toronto	W 94-88	21-5	Mar. 19	@ New York	W 92-85	55-12
Dec. 20	@ Boston	W 99-90	22-5	Mar. 20	@ Miami	W 100-89	56-12
Dec. 25	San Antonio	W 99-93	23-5	Mar. 22	Golden State	W 119-96	57-12
Dec. 27	Dallas	W 108-106	24-5	Mar. 24	Phoenix	W 109-101	58-12
Dec. 29	Phoenix	W 103-87	25-5	Mar. 26	@ Sacramento	W 90-89	59-12
Jan. 4	@ L.A. Clippers	W 122-98	26-5	Mar. 29	@ Vancouver	W 108-99	60-12
Jan. 5	L.A. Clippers	W 118-101	27-5	Mar. 31	Philadelphia	W 100-88	61-12
Jan. 7	Charlotte	W 87-83	28-5	Apr. 2	New York	W 106-82	62-12
Jan. 8	@ Seattle	W 110-100	29-5	Apr. 4	@ Phoenix	W 84-83	63-12
Jan. 10	Denver	W 130-95	30-5	Apr. 5	@ Golden State	W 111-104	64-12
Jan. 12	@ Milwaukee	W 103-94	31-5	Apr. 8	@ San Antonio	L 80-98	64-13
Jan. 14	@ Indiana	L 102-111	31-6	Apr. 10	Seattle	L 106-103 (OT)	65-13
Jan. 15	@ Minnesota	W 104-91	32-6	Apr. 14	Sacramento	W 121-114	66-13
Jan. 17	Seattle	L 81-82	32-7	Apr. 16	Minnesota	W 101-95	67-13
Jan. 19	Cleveland	W 95-86	33-7	Apr. 18	@ Dallas	L 102-112	67-14
Jan. 22	Portland	L 91-95	33-8	Apr. 19	@ San Antonio	L 98-103 (OT)	67-15

* Finished season with another team.



2000-01 LOS ANGELES LAKERS



56-26 - 1ST IN PACIFIC DIVISION

Head Coach: Phil Jackson
Staffing: Tyrone Lue, Mike Penberthy, Ron Harper, Rick Fox, Kobe Bryant, Brian Shaw, J.R. Rider, Derek Fisher
Seated: Devean George, Stanislav Medvedenko, Greg Foster, Shaquille O'Neal, Horace Grant, Robert Horry, Mark Madsen

NBA Champions

2000-01 REGULAR SEASON STATISTICS / GAME-BY-GAME RESULTS

	G	Min.	FGM	FGA	Pct.	FTM	FTA	Pct.	REBOUNDS					SCORING						
									Off.	Def.	Tot.	Ast.	PF	Dq.	Stl.	TO	Blk.	Pts.	Avg.	Hi
O'Neal	74	2924	813	1422	.572	499	972	.513	649	940	277	256	6	47	218	204	2125	28.7	41	
Bryant	68	2783	701	1510	.464	475	557	.853	104	235	399	338	222	3	114	220	43	1938	28.5	51
Fisher	20	709	77	187	.412	50	62	.806	5	54	59	87	50	0	39	29	2	229	11.5	26
Fox	82	2291	287	646	.444	95	122	.779	80	245	325	262	225	1	70	136	29	787	9.6	22
Grant	77	2390	263	569	.462	131	169	.775	220	325	545	121	181	2	51	48	61	657	8.5	19
Rider	67	1206	201	472	.426	71	83	.855	44	112	156	111	105	0	27	98	7	507	7.6	24
Harper	47	1139	127	271	.469	34	48	.708	46	120	166	113	70	0	39	62	25	307	6.5	21
Shaw	80	1833	164	411	.399	51	64	.797	48	256	304	258	159	1	49	97	27	421	5.3	22
Horry	79	1587	147	380	.387	59	83	.711	93	203	296	128	210	3	54	79	54	407	5.2	20
Penberthy	53	851	92	222	.414	28	31	.903	10	53	63	71	57	0	22	34	2	267	5.0	16
Medvedenko	7	39	12	25	.480	7	12	.583	1	8	9	2	9	0	1	3	1	32	4.6	10
Lue	38	468	50	117	.427	19	24	.792	5	27	32	45	54	1	19	27	0	130	3.4	10
George	59	593	64	207	.309	39	55	.709	35	75	110	19	87	1	15	34	15	182	3.1	10
Foster	62	451	56	133	.421	10	14	.714	29	83	112	32	76	0	9	25	12	125	2.0	13
Madsen	70	641	55	113	.487	26	37	.703	74	78	152	24	111	2	8	27	8	137	2.0	15

DATE	OPPONENT	BOX SCORE	W / L	DATE	OPPONENT	BOX SCORE	W / L
Oct. 30	@ Portland	W 96-86	1-0	Jan. 28	@ New York	L 81-91	27-15
Nov. 1	Utah	L 92-97	1-1	Jan. 30	@ Cleveland	W 102-96	28-15
Nov. 4	@ Vancouver	W 98-89	2-1	Jan. 31	@ Minnesota	L 83-96	28-16
Nov. 5	L.A. Clippers	W 108-103	3-1	Feb. 2	Charlotte	W 93-87	29-16
Nov. 7	@ Houston	L 74-84	3-2	Feb. 4	Sacramento	W 100-94	30-16
Nov. 8	@ San Antonio	L 81-91	3-3	Feb. 7	Phoenix	W 85-83	31-16
Nov. 12	Houston	W 105-99	4-3	Feb. 13	@ New Jersey	W 113-110 (OT)	32-16
Nov. 14	Denver	W 119-103	5-3	Feb. 14	@ Philadelphia	L 97-112	32-17
Nov. 16	@ Sacramento	W 112-110 (OT)	6-3	Feb. 16	@ Charlotte	W 99-94	33-17
Nov. 18	@ Denver	L 86-87	6-4	Feb. 18	@ Indiana	L 109-110	33-18
Nov. 19	Chicago	W 104-96	7-4	Feb. 20	@ Dallas	W 119-109	34-18
Nov. 22	Golden State	W 111-91	8-4	Feb. 21	@ San Antonio	W 101-99	35-18
Nov. 24	Minnesota	W 115-108	9-4	Feb. 23	Atlanta	W 113-106	36-18
Nov. 27	@ L.A. Clippers	W 98-83	10-4	Feb. 25	Orlando	W 106-100	37-18
Nov. 28	Indiana	W 124-107	11-4	Feb. 28	@ Denver	L 101-107	37-19
Nov. 30	@ Seattle	L 88-121	11-5	Mar. 3	@ Vancouver	W 98-88	38-19
Dec. 1	San Antonio	W 109-100	12-5	Mar. 4	Golden State	W 110-95	39-19
Dec. 3	Dallas	W 99-97	13-5	Mar. 6	@ Golden State	W 97-85	40-19
Dec. 5	Philadelphia	W 96-85	14-5	Mar. 7	Toronto	W 98-85	41-19
Dec. 6	@ Golden State	L 122-125 (OT)	14-6	Mar. 9	San Antonio	L 89-93 (OT)	41-20
Dec. 8	Seattle	L 95-103	14-7	Mar. 11	Seattle	W 97-109 (OT)	41-21
Dec. 10	Detroit	W 112-88	15-7	Mar. 13	Boston	W 112-107	42-21
Dec. 12	Milwaukee	L 105-109	15-8	Mar. 15	@ Detroit	W 125-119 (OT)	43-21
Dec. 13	@ Portland	L 86-96	15-9	Mar. 16	@ Washington	W 101-89	44-21
Dec. 15	Vancouver	W 98-76	16-9	Mar. 18	@ Orlando	W 95-90	45-21
Dec. 17	@ Toronto	W 104-101 (OT)	17-9	Mar. 19	@ Atlanta	L 106-108	45-22
Dec. 19	@ Miami	W 81-79	18-9	Mar. 21	@ Milwaukee	L 100-107	45-23
Dec. 21	@ Houston	W 99-94	19-9	Mar. 23	Washington	W 104-91	46-23
Dec. 22	@ Dallas	W 108-103	20-9	Mar. 25	@ Sacramento	W 84-72	47-23
Dec. 25	Portland	L 104-109	20-10	Mar. 26	@ Phoenix	L 83-104	47-24
Dec. 28	@ Phoenix	W 115-78	21-10	Mar. 28	Sacramento	L 84-108	47-25
Dec. 30	@ L.A. Clippers	W 116-114 (OT)	22-10	Mar. 30	Dallas	W 98-89	48-25
Jan. 3	Utah	W 82-71	23-10	Apr. 1	New York	L 78-79	48-26
Jan. 7	L.A. Clippers	L 95-118	23-11	Apr. 3	@ Utah	W 96-88	49-26
Jan. 12	Cleveland	W 101-98	24-11	Apr. 5	@ Chicago	W 100-88	50-26
Jan. 13	@ Utah	L 103-111	24-12	Apr. 6	@ Boston	W 100-96	51-26
Jan. 15	Vancouver	L 103-112 (OT)	25-12	Apr. 8	@ Minnesota	W 104-99	52-26
Jan. 19	Houston	W 114-101	26-12	Apr. 10	Phoenix	W 106-80	53-26
Jan. 21	Miami	L 92-103	26-13	Apr. 12	Minnesota	W 119-102	54-26
Jan. 23	@ Seattle	L 80-91	26-14	Apr. 15	Portland	W 105-100	55-26
Jan. 26	New Jersey	W 113-101	27-14	Apr. 17	Denver	W 108-91	56-26



2001-02 LOS ANGELES LAKERS



58-24 - 2ND IN PACIFIC DIVISION

Head Coach: Phil Jackson
Standing: Lindsey Hunter, Brian Shaw, Rick Fox, Kobe Bryant, Mitch Richmond, Derek Fisher
Seated: Devean George, Jelani McCoy, Stanislav Medvedenko, Shaquille O'Neal, Samaki Walker, Robert Horry, Mark Madsen
Not pictured: Joe Crispin, Mike Penberthy



NBA Champions

2001-2002 REGULAR SEASON STATISTICS / GAME-BY-GAME RESULTS

	G	Min.	FGM	FGA	Pct.	FTM	FTA	Pct.	REBOUNDS					SCORING						
									Off.	Def.	Tot.	Ast.	PF	Dq.	Stl.	TO	Bk.	Pts.	Avg.	Hi
O'Neal	67	2422	712	1229	.579	398	717	.555	235	480	715	200	199	2	41	171	1822	27.2	46	
Bryant	80	3063	749	1597	.469	488	589	.829	112	329	441	438	228	1	118	223	35	2019	25.2	56
Fisher	70	1974	274	666	.411	94	111	.847	15	131	146	181	121	0	66	62	9	786	11.2	28
Fox	82	2289	255	605	.421	70	85	.824	90	299	389	283	244	2	67	132	21	645	7.9	18
George	82	1759	215	523	.411	85	126	.675	78	225	303	111	190	3	71	66	42	581	7.1	17
Horry	81	2140	183	460	.398	108	138	.783	130	349	479	232	208	1	77	88	89	550	6.8	23
Walker	69	1655	187	365	.512	86	129	.667	129	352	481	64	170	1	28	53	88	460	6.7	18
Hunter	82	1616	187	490	.382	20	40	.500	18	103	121	129	120	0	66	55	19	473	5.8	18
Medvedenko	71	729	145	304	.477	41	62	.661	85	73	158	43	119	0	29	42	11	331	4.7	18
Richmond	64	709	100	247	.405	42	44	.955	14	80	94	57	61	0	18	40	6	260	4.1	13
Shaw	58	631	61	173	.353	18	26	.692	19	93	112	89	43	0	25	32	3	169	2.9	16
Madsen*	59	650	66	146	.452	35	54	.648	89	73	162	44	104	0	16	22	13	167	2.8	10
Crispin	6	27	3	12	.250	4	5	.800	0	1	2	2	0	1	1	0	10	1.7	5	
Penberthy	3	12	1	2	.500	3	4	.750	0	2	2	0	0	0	0	0	5	1.7	2	
McCoy	21	104	12	21	.571	2	8	.250	8	17	25	7	14	0	0	8	5	26	1.2	6

DATE	OPPONENT	BOX SCORE	W / L	DATE	OPPONENT	BOX SCORE	W / L
Oct. 30	Portland	W 98-87	1-0	Jan. 29	@ Atlanta	W 127-93	30-12
Nov. 1	@ Utah	W 105-101	2-0	Jan. 30	@ Orlando	W 111-93	31-12
Nov. 2	Phoenix	W 117-94	3-0	Feb. 1	@ Memphis	W 100-85	32-12
Nov. 4	Utah	W 100-96	4-0	Feb. 3	@ Dallas	W 101-94	33-12
Nov. 9	Memphis	W 110-86	5-0	Feb. 6	Chicago	L 89-97	34-13
Nov. 11	Orlando	W 108-95	6-0	Feb. 12	Washington	W 103-94	33-13
Nov. 15	@ Houston	W 98-97 (OT)	7-0	Feb. 14	@ Seattle	W 92-87	35-13
Nov. 16	@ Phoenix	L 83-95	7-1	Feb. 15	Atlanta	L 92-93	35-14
Nov. 18	Sacramento	W 93-85	8-1	Feb. 17	@ Portland	L 105-111	35-15
Nov. 20	@ LA Clippers	W 98-93	9-1	Feb. 19	Boston	L 108-109	35-16
Nov. 21	@ Denver	W 89-68	10-1	Feb. 21	@ Cleveland	W 104-97	36-16
Nov. 23	Golden State	W 106-90	11-1	Feb. 22	@ Charlotte	W 96-94	37-16
Nov. 25	Denver	W 105-98	12-1	Feb. 24	@ New York	W 107-91	38-16
Nov. 27	Milwaukee	W 104-85	13-1	Feb. 26	@ Milwaukee	W 99-89	39-16
Nov. 30	@ Seattle	W 107-92	14-1	Feb. 27	@ Minnesota	L 101-112	39-17
Dec. 1	Minnesota	W 102-76	15-1	Mar. 1	Indiana	W 96-84	40-17
Dec. 5	Dallas	W 98-94	16-1	Mar. 3	Houston	W 95-79	41-17
Dec. 7	@ Sacramento	L 91-97	16-2	Mar. 5	New Jersey	W 101-92	42-17
Dec. 11	Seattle	L 93-104	16-3	Mar. 6	@ Utah	L 84-92	42-18
Dec. 14	LA Clippers	W 110-80	17-3	Mar. 10	New York	W 117-103	43-18
Dec. 16	Golden State	W 101-85	18-3	Mar. 12	Charlotte	W 107-66	44-18
Dec. 20	@ Houston	W 107-101	19-3	Mar. 14	@ Golden State	W 110-102	45-18
Dec. 21	Miami	L 108-114	19-4	Mar. 15	LA Clippers	W 98-92	46-18
Dec. 25	Philadelphia	L 88-82	20-4	Mar. 17	Dallas	W 105-103	47-18
Dec. 26	@ Golden State	L 90-101	20-5	Mar. 19	@ Dallas	L 98-114	47-19
Dec. 28	Toronto	L 86-89	20-6	Mar. 20	@ San Antonio	L 90-108	47-20
Dec. 30	Houston	W 114-90	21-6	Mar. 22	Detroit	W 94-82	48-20
Jan. 2	@ Denver	W 87-86	22-6	Mar. 24	@ Sacramento	W 97-96	49-20
Jan. 4	Phoenix	W 118-86	23-6	Mar. 26	Cleveland	W 121-116	50-20
Jan. 6	@ Toronto	W 109-89	24-6	Mar. 27	@ Phoenix	L 106-118	51-21
Jan. 8	@ Detroit	W 121-92	25-6	Mar. 29	Portland	W 91-79	51-21
Jan. 9	@ Indiana	W 109-90	26-6	Mar. 31	San Antonio	W 96-95	52-21
Jan. 11	@ Minnesota	L 102-120	26-7	Apr. 2	@ Washington	W 113-93	53-21
Jan. 12	@ Chicago	L 104-106 (OT)	26-8	Apr. 3	@ New Jersey	L 92-94	53-22
Jan. 14	@ Memphis	W 120-81	27-8	Apr. 5	@ Boston	L 81-99	53-23
Jan. 16	Miami	W 96-102	27-9	Apr. 7	@ Miami	W 96-88	54-23
Jan. 19	@ San Antonio	L 98-81	28-9	Apr. 9	Utah	W 112-82	55-23
Jan. 22	Denver	L 91-107	28-10	Apr. 11	Minnesota	W 96-83	56-23
Jan. 23	@ LA Clippers	L 90-95	28-11	Apr. 14	@ Portland	L 120-128 (2OT)	56-24
Jan. 25	San Antonio	W 94-91	29-11	Apr. 15	Seattle	W 111-104	57-24
Jan. 27	@ Philadelphia	L 87-93	29-12	Apr. 17	Sacramento	W 109-95	58-24

* Finished season with another team.



2002-03 LOS ANGELES LAKERS



50-32 - 2ND IN PACIFIC DIVISION

Head Coach: Phil Jackson
Staffing: Jannero Pargo, Brian Shaw, Rick Fox, Kobe Bryant, Kareem Rush, Derek Fisher
Seated: Devean George, Tracy Murray, Stanislav Medvedenko, Shaquille O'Neal, Samaki Walker, Robert Horry, Mark Madsen
Not pictured: Soumaila Samake

2002-03 REGULAR SEASON STATISTICS / GAME-BY-GAME RESULTS

	G	Min.	FGM	FGA	Pct.	FTM	FTA	Pct.	REBOUNDS				SCORING							
									Off.	Def.	Tot.	Ast.	PF	Dq.	Stl.	TO	Blk.	Pts.	Avg.	Hi
Bryant	82	34:01	868	1924	.451	601	713	.843	106	458	564	481	218	0	181	288	67	2461	30.0	55
O'Neal	67	25:35	695	1211	.574	451	725	.622	259	483	742	206	229	4	38	196	159	1841	27.5	48
Fisher	82	28:29	339	775	.437	100	125	.800	40	199	239	298	195	4	93	94	15	863	10.5	24
Fox	76	21:81	262	621	.422	52	69	.754	64	259	323	253	215	4	69	121	14	681	9.0	23
George	71	16:13	180	461	.390	83	105	.790	91	195	286	92	180	2	56	65	38	492	6.9	25
Horry	80	23:43	184	476	.387	103	134	.769	181	333	514	233	247	2	96	112	61	522	6.5	17
Walker	67	12:43	115	274	.420	66	101	.653	115	253	368	64	143	4	20	56	55	296	4.4	15
Medvedenko	58	6:20	112	258	.434	31	43	.721	66	75	141	18	118	0	11	37	8	255	4.4	15
Shaw	72	9:00	101	261	.387	10	15	.667	20	99	119	103	62	0	32	54	13	250	3.5	20
Madsen	54	7:81	69	163	.423	36	61	.590	86	73	159	38	116	0	15	27	19	174	3.2	12
Rush	76	8:72	96	244	.393	16	23	.696	26	68	94	68	71	0	10	63	11	227	3.0	11
Pargo	34	3:42	37	93	.398	4	4	1.000	9	28	37	39	45	0	13	23	2	85	2.5	18
Murray	31	1:93	23	71	.324	7	9	.778	5	18	23	12	22	0	5	14	3	61	2.0	11
Samake	13	7:7	10	24	.417	2	2	1.000	10	13	23	4	13	0	2	5	2	22	1.7	10

DATE	OPPONENT	BOX SCORE	W / L	DATE	OPPONENT	BOX SCORE	W / L
Oct. 29	San Antonio	L 82-87	0-1	Jan. 24	New Jersey	L 83-89	19-23
Oct. 30	@ Portland	L 90-102	0-2	Jan. 29	@ Phoenix	W 99-90	20-23
Nov. 1	@ LA Clippers	W 108-93	1-2	Jan. 31	@ Sacramento	W 124-113	21-23
Nov. 3	Portland	W 98-95 (OT)	2-2	Feb. 1	Utah	W 99-87	22-23
Nov. 5	@ Cleveland	L 70-89	2-3	Feb. 4	@ Indiana	W 97-94	23-23
Nov. 7	@ Boston	L 95-98 (OT)	2-4	Feb. 6	@ New York	W 114-109	24-23
Nov. 8	@ Washington	L 99-100	2-5	Feb. 11	Denver	W 121-93	25-23
Nov. 12	Atlanta	L 83-95	2-6	Feb. 12	@ Denver	W 113-102	26-23
Nov. 15	Golden State	W 96-89 (OT)	3-6	Feb. 14	San Antonio	L 95-103	26-24
Nov. 17	Houston	L 89-93	3-7	Feb. 16	New York	L 110-117	26-25
Nov. 19	@ Dallas	L 72-98	3-8	Feb. 18	Houston	W 106-99 (2OT)	27-25
Nov. 20	@ San Antonio	L 88-95	3-9	Feb. 19	@ Utah	W 93-87	28-25
Nov. 22	Chicago	W 86-73	4-9	Feb. 21	Portland	W 92-84	29-25
Nov. 24	Milwaukee	W 111-99	5-9	Feb. 23	Seattle	W 106-101	30-25
Nov. 26	@ Miami	L 85-97	5-10	Feb. 25	LA Clippers	W 109-98	31-25
Nov. 27	@ Orlando	L 102-112	5-11	Feb. 27	Detroit	W 95-85	32-25
Nov. 29	@ Memphis	W 112-106 (OT)	6-11	Feb. 28	@ Seattle	L 90-107	32-26
Dec. 1	Minnesota	L 107-110	6-12	Mar. 5	Indiana	W 97-95	33-26
Dec. 3	Memphis	W 101-91	7-12	Mar. 7	Minnesota	W 106-96	34-26
Dec. 4	@ Utah	L 85-93	7-13	Mar. 9	Philadelphia	W 106-92	35-26
Dec. 6	Dallas	W 105-103	8-13	Mar. 11	@ Chicago	L 99-116	35-27
Dec. 8	Utah	W 110-101	9-13	Mar. 12	@ Detroit	L 88-111	35-28
Dec. 10	@ Golden State	L 102-106	9-14	Mar. 14	@ Minnesota	W 106-99	36-28
Dec. 13	New Orleans	L 82-98	9-15	Mar. 15	@ Milwaukee	W 98-94	37-28
Dec. 15	Orlando	W 107-84	10-15	Mar. 17	@ LA Clippers	W 102-85	38-28
Dec. 17	@ Minnesota	L 80-96	10-16	Mar. 20	@ Sacramento	L 99-107	38-29
Dec. 19	@ New Jersey	L 71-89	10-17	Mar. 21	Boston	W 104-96	39-29
Dec. 20	@ Philadelphia	L 104-107 (OT)	10-18	Mar. 23	@ San Antonio	L 89-98	39-30
Dec. 22	@ Toronto	W 109-107 (OT)	11-18	Mar. 25	@ Atlanta	W 108-91	40-30
Dec. 25	Sacramento	L 99-105	11-19	Mar. 26	@ Houston	W 96-93	41-30
Dec. 28	@ Denver	W 112-93	12-19	Mar. 28	Washington	W 108-94	42-30
Dec. 29	Toronto	W 104-88	13-19	Mar. 30	@ Seattle	L 98-119	42-31
Jan. 4	@ Phoenix	L 93-107	13-20	Mar. 31	Memphis	W 110-94	43-31
Jan. 5	Phoenix	W 109-97	14-20	Apr. 3	@ Dallas	W 100-89	44-31
Jan. 7	Seattle	W 119-98	15-20	Apr. 4	@ Memphis	W 102-101	45-31
Jan. 10	Cleveland	W 115-99	16-20	Apr. 6	Phoenix	W 115-113	46-31
Jan. 12	Miami	W 106-81	17-20	Apr. 8	Dallas	W 108-99	47-31
Jan. 15	@ New Orleans	W 90-82	18-20	Apr. 10	Sacramento	W 117-104	48-31
Jan. 17	@ Houston	L 104-108 (OT)	18-21	Apr. 13	@ Portland	L 99-101	48-32
Jan. 20	LA Clippers	W 96-92	19-21	Apr. 15	Denver	W 126-104	49-32
Jan. 22	Golden State	L 110-114	19-22	Apr. 16	@ Golden State	W 117-111	50-32



2003-04 LOS ANGELES LAKERS



56-26 - 1ST IN PACIFIC DIVISION

Head Coach: Phil Jackson
Standing: Gary Payton, Byron Russell, Jamal Sampson, Stanislav Medvedenko, Kobe Bryant, Kareem Rush, Derek Fisher
Seated: Devean George, Horace Grant, Rick Fox, Shaquille O'Neal, Karl Malone, Luke Walton, Brian Cook
Not pictured: Maurice Carter, Jannero Pargo, Ime Udoka



Western Conference Champions

2003-2004 REGULAR SEASON STATISTICS / GAME-BY-GAME RESULTS

	G	Min.	FGM	FGA	Pct.	FTM	FTA	Pct.	REBOUNDS					SCORING						
									Off.	Def.	Tot.	Ast.	PF	Dq.	Stl.	TO	Bk.	Pts.	Avg.	Hi
Bryant	65	2447	516	1178	.438	454	533	.852	103	256	359	330	176	0	112	171	23	1557	24.0	45
O'Neal	67	2464	554	949	.584	331	676	.490	246	523	769	196	225	3	34	195	166	1439	21.5	37
Payton	82	2825	482	1024	.471	180	252	.714	72	270	342	449	169	0	96	151	19	1199	14.6	30
Malone	42	1373	193	400	.483	168	225	.747	61	306	367	113	116	1	50	103	20	554	13.2	20
Medvedenko	68	1442	237	537	.441	89	116	.767	148	195	343	57	191	1	38	59	18	563	8.3	26
George	82	1951	233	571	.408	73	96	.760	87	245	332	112	189	4	81	88	38	604	7.4	24
Fisher	82	1769	203	576	.352	122	153	.797	30	122	152	187	115	0	103	79	4	580	7.1	18
Rush	72	1244	190	432	.440	31	52	.596	20	77	97	59	109	0	33	48	20	459	6.4	30
Carter*	4	50	5	14	.357	11	12	.917	0	3	3	2	5	0	0	6	0	22	5.5	9
Fox	38	846	73	186	.392	22	30	.733	29	73	102	98	99	2	29	48	4	183	4.8	11
Cook	35	442	67	141	.475	21	28	.750	31	70	101	20	64	0	16	17	16	155	4.4	16
Grant	55	1106	92	224	.411	39	54	.722	79	154	233	71	70	1	24	29	21	223	4.1	14
Russell	72	945	98	244	.402	50	65	.769	32	114	146	71	110	0	32	37	12	289	4.0	17
Sampson	10	330	11	23	.478	7	12	.583	23	29	52	7	16	0	2	6	4	29	2.9	9
Walton	72	130	65	153	.425	31	44	.705	39	88	127	113	70	1	28	44	8	174	2.4	9
Udoka	4	28	3	9	.333	2	4	.500	1	4	5	2	3	0	2	3	1	8	2.0	4
Pargo*	13	63	6	16	.375	0	0	--	0	6	6	11	5	0	2	12	0	14	1.1	5

DATE	OPPONENT	BOX SCORE	W / L	DATE	OPPONENT	BOX SCORE	W / L
Oct. 28	Dallas	W 109-93	1-0	Jan. 28	Seattle	W 96-82	27-15
Nov. 1	@ Phoenix	W 103-99	2-0	Jan. 30	Minnesota	L 84-97	27-16
Nov. 2	Golden State	W 87-72	3-0	Feb. 1	@ Toronto	W 84-83	28-16
Nov. 4	@ Milwaukee	W 113-107	4-0	Feb. 2	@ Indiana	L 72-85	28-17
Nov. 6	@ San Antonio	W 120-117 (2OT)	5-0	Feb. 4	@ Cleveland	W 111-106 (OT)	29-17
Nov. 7	@ New Orleans	L 95-114	5-1	Feb. 5	@ Philadelphia	L 73-96	29-18
Nov. 10	@ Memphis	L 95-105	5-2	Feb. 8	@ Orlando	W 98-96	30-18
Nov. 12	Toronto	W 94-79	6-2	Feb. 10	@ Miami	W 98-83	31-18
Nov. 14	Detroit	W 94-89	7-2	Feb. 11	@ Houston	L 87-102	31-19
Nov. 16	Miami	W 99-77	8-2	Feb. 17	Portland	W 89-86	32-19
Nov. 18	@ Detroit	L 96-106	8-3	Feb. 18	@ Golden State	W 100-99	33-19
Nov. 19	@ New York	W 104-83	9-3	Feb. 20	Philadelphia	W 116-88	34-19
Nov. 21	Chicago	W 101-94	10-3	Feb. 22	@ Phoenix	W 104-92	35-19
Nov. 23	Memphis	W 121-89	11-3	Feb. 25	@ Denver	W 112-111	36-19
Nov. 26	Washington	W 129-89	12-3	Feb. 26	Sacramento	L 101-103	36-20
Nov. 28	San Antonio	W 103-87	13-3	Feb. 28	@ Washington	W 122-110	37-20
Nov. 30	Indiana	W 99-77	14-3	Feb. 29	@ New Jersey	W 100-83	38-20
Dec. 3	@ San Antonio	W 90-86	15-3	Mar. 2	@ Atlanta	L 93-94	38-21
Dec. 4	@ Dallas	W 114-103	16-3	Mar. 3	@ Houston	W 96-93	39-21
Dec. 9	Utah	W 94-92	17-3	Mar. 5	Seattle	W 99-91	40-21
Dec. 9	New York	W 98-90	18-3	Mar. 7	New Jersey	W 94-88	41-21
Dec. 12	Dallas	L 93-110	18-4	Mar. 8	@ Utah	L 83-88	41-22
Dec. 13	@ Portland	L 108-112	18-5	Mar. 10	@ Boston	L 117-109	42-22
Dec. 19	Denver	W 101-99	19-5	Mar. 12	@ Minnesota	L 86-96	42-23
Dec. 21	Phoenix	W 107-101	20-5	Mar. 13	@ Chicago	W 88-81	43-23
Dec. 23	@ Golden State	L 98-107	20-6	Mar. 15	Orlando	W 113-110 (OT)	44-23
Dec. 25	Houston	L 87-99	20-7	Mar. 17	@ LA Clippers	W 106-103	45-23
Dec. 28	Boston	W 105-82	21-7	Mar. 19	LA Clippers	W 106-100	46-23
Jan. 2	@ Seattle	L 109-111	21-8	Mar. 21	Milwaukee	W 104-103 (OT)	47-23
Jan. 4	@ LA Clippers	L 98-101	21-9	Mar. 24	Sacramento	W 115-91	48-23
Jan. 6	@ Minnesota	L 90-106	21-10	Mar. 26	Minnesota	W 90-73	49-23
Jan. 7	@ Denver	L 91-113	21-11	Mar. 28	Utah	W 91-84	50-23
Jan. 9	Atlanta	W 113-67	22-11	Mar. 30	New Orleans	W 107-88	51-23
Jan. 12	Cleveland	W 89-79	23-11	Apr. 1	Houston	W 93-65	52-23
Jan. 14	Denver	W 97-71	24-11	Apr. 2	@ Seattle	W 97-86	53-23
Jan. 16	@ Sacramento	L 83-103	24-12	Apr. 4	San Antonio	L 89-95	53-24
Jan. 17	LA Clippers	L 91-89	24-12	Apr. 6	Portland	L 80-91	53-25
Jan. 19	Phoenix	L 85-88	25-13	Apr. 9	Memphis	W 103-95	54-25
Jan. 21	@ Memphis	L 82-88	25-14	Apr. 11	@ Sacramento	L 85-102	54-26
Jan. 22	@ Dallas	L 87-106	25-15	Apr. 13	Golden State	W 109-104	55-26
Jan. 24	@ Utah	W 93-86	26-15	Apr. 14	@ Portland	W 105-104 (2OT)	56-26

* Finished season with another team.



2004-05 LOS ANGELES LAKERS



34-48 - 4TH IN PACIFIC DIVISION

Head Coach: Rudy Tomjanovich, Frank Hamblen
Staff: Chucky Atkins, Kobe Bryant, Sasha Vujacic, Jumaime Jones, Tony Bobbitt, Tierre Brown
Seated: Devean George, Luke Walton, Lamar Odom, Chris Mihm, Blade Divac, Stanislav Medvedenko, Brian Cook, Brian Grant, Caron Butler
Not pictured: Kareem Rush

2004-05 REGULAR SEASON STATISTICS / GAME-BY-GAME RESULTS

	G	Min.	FGM	FGA	Pct.	FTM	FTA	Pct.	REBOUNDS					SCORING						
									Off.	Def.	Tot.	Ast.	PF	Dq.	Stl.	TO	Blk.	Pts.	Avg.	HI
Bryant	66	2639	573	1324	.433	542	664	.816	95	297	392	398	174	1	86	270	53	1819	27.8	48
Butler	77	2746	441	991	.445	275	319	.862	148	304	450	36	213	2	110	125	23	1195	15.5	34
Odom	64	2320	366	774	.473	207	298	.695	134	519	653	238	211	3	42	161	65	975	15.2	28
Atkins	82	2903	388	910	.426	163	203	.803	31	166	197	358	181	0	73	151	2	1115	13.6	30
Mihm	75	1870	280	552	.507	175	258	.678	197	305	502	50	237	1	14	110	108	735	9.8	25
Jones	76	1830	210	486	.432	55	75	.733	107	291	398	65	165	1	44	49	24	577	7.6	25
George	15	306	37	104	.356	15	20	.750	13	40	53	14	32	1	8	12	2	110	7.3	18
Cook	72	1087	176	422	.417	28	37	.757	63	153	216	35	139	3	23	29	26	458	6.4	25
Brown	76	1066	124	348	.356	59	75	.787	21	72	93	155	59	0	32	74	1	333	4.4	27
Medvedenko	43	423	71	156	.455	23	28	.821	31	48	79	13	64	0	9	13	2	165	3.8	16
Grant	69	1136	103	209	.493	57	79	.722	101	156	257	34	175	2	23	43	23	263	3.8	13
Walton	61	768	74	180	.411	34	48	.708	55	87	142	93	70	0	26	58	11	198	3.2	19
Vujacic	35	403	33	117	.282	18	19	.947	13	49	62	51	41	1	12	15	2	101	2.9	10
Bobbitt	2	12	2	5	.400	0	0	---	0	3	3	0	1	0	0	0	0	5	2.5	5
Divac	15	130	13	31	.419	8	12	.667	18	14	32	19	25	0	4	14	1	34	2.3	8
Rush*	14	91	4	20	.200	2	2	1.000	3	7	10	3	7	0	2	3	1	12	0.9	4

DATE	OPPONENT	BOX SCORE	W / L	DATE	OPPONENT	BOX SCORE	W / L
Nov. 2	Denver	W 89-78	1-0	Jan. 30	Charlotte	W 101-90	23-19
Nov. 3	@ Utah	L 78-104	1-1	Feb. 1	Portland	W 92-79	24-19
Nov. 5	San Antonio	L 96-105	1-2	Feb. 3	San Antonio	L 91-103	24-20
Nov. 7	Atlanta	W 106-90	1-2	Feb. 6	@ Houston	L 102-103	24-21
Nov. 9	@ New Orleans	W 106-98	3-2	Feb. 7	@ Atlanta	L 108-114	24-22
Nov. 10	@ Memphis	L 87-110	3-3	Feb. 9	@ New Jersey	W 104-103	25-22
Nov. 12	@ Orlando	L 113-122	3-4	Feb. 10	@ Detroit	L 81-103	25-23
Nov. 13	@ Houston	W 84-79	4-4	Feb. 13	@ Cleveland	L 89-103	25-24
Nov. 17	LA Clippers	W 103-89	5-4	Feb. 15	Utah	W 102-95	26-24
Nov. 19	@ Phoenix	L 102-107	5-5	Feb. 22	Boston	W 104-95	27-24
Nov. 21	Chicago	W 102-93	6-5	Feb. 23	@ Portland	W 86-83	28-24
Nov. 23	Milwaukee	W 100-96	7-5	Feb. 25	Detroit	L 90-111	28-25
Nov. 26	Sacramento	L 106-109	7-6	Feb. 27	@ Toronto	L 102-108	28-26
Nov. 28	New Orleans	W 89-76	8-6	Feb. 28	@ New York	L 115-117	28-27
Nov. 30	@ Milwaukee	W 95-90	9-6	Mar. 2	@ Boston	L 101-104	28-28
Dec. 1	@ Chicago	L 84-92	9-7	Mar. 4	Dallas	W 108-103	29-28
Dec. 3	Golden State	W 97-88	10-7	Mar. 6	Indiana	W 103-94	30-28
Dec. 8	Phoenix	L 110-113	10-8	Mar. 8	LA Clippers	L 101-110	30-29
Dec. 11	@ LA Clippers	W 89-87	11-8	Mar. 10	@ Dallas	W 100-95	31-29
Dec. 12	Orlando	W 105-98	12-8	Mar. 12	@ Charlotte	W 117-116	32-29
Dec. 14	@ Seattle	L 93-108	12-9	Mar. 14	@ Washington	L 81-95	32-30
Dec. 16	@ Sacramento	W 115-99	13-9	Mar. 15	@ Philadelphia	L 91-108	32-31
Dec. 17	Washington	W 118-120	13-10	Mar. 17	@ Miami	L 89-102	32-32
Dec. 20	Memphis	L 72-82	13-11	Mar. 18	@ Indiana	L 97-103	32-33
Dec. 22	New Orleans	W 101-89	14-11	Mar. 20	Seattle	L 100-102	32-34
Dec. 25	Miami	L 102-104	14-12	Mar. 22	@ Utah	L 107-115	32-35
Dec. 28	Toronto	W 117-99	15-12	Mar. 24	@ Denver	L 96-117	32-36
Jan. 2	Denver	W 99-91	16-12	Mar. 27	Philadelphia	L 89-96	32-37
Jan. 4	@ San Antonio	L 83-100	16-13	Mar. 29	New York	W 117-107	33-37
Jan. 5	@ Dallas	L 104-118	16-14	Mar. 31	Minnesota	L 96-105	33-38
Jan. 7	Houston	W 111-104	17-14	Apr. 2	@ San Antonio	L 94-95	33-39
Jan. 10	@ Minnesota	W 105-96	18-14	Apr. 3	@ Memphis	L 82-102	33-40
Jan. 12	@ Denver	L 83-95	18-15	Apr. 5	@ Phoenix	L 99-125	33-41
Jan. 13	Cleveland	W 98-94	19-15	Apr. 7	Houston	L 100-114	33-42
Jan. 15	@ Golden State	W 104-102	20-15	Apr. 8	@ Seattle	W 117-94	34-42
Jan. 17	Utah	L 94-102	20-16	Apr. 10	@ Sacramento	L 105-124	34-43
Jan. 19	Minnesota	L 93-90	21-16	Apr. 11	Phoenix	W 97-108	34-44
Jan. 21	Golden State	W 105-101	22-16	Apr. 15	Sacramento	L 106-115	34-45
Jan. 25	Seattle	L 93-104	22-17	Apr. 17	Dallas	L 112-114	34-46
Jan. 26	@ LA Clippers	L 89-105	22-18	Apr. 18	@ Golden State	L 99-126	34-47
Jan. 28	New Jersey	L 103-109	22-19	Apr. 20	@ Portland	L 103-106	34-48



2005-06 LOS ANGELES LAKERS



45-37 - 3RD IN PACIFIC DIVISION

Head Coach: Phil Jackson
Standing: Aaron McKie, Devin Green, Kobe Bryant, Luke Walton, Sasha Vujacic, Von Wafer, Smush Parker
Seated: Devean George, Ronny Turiaf, Lamar Odom, Chris Mihm, Andrew Bynum, Kwame Brown, Stanislav Medvedenko, Brian Cook
Not pictured: Jim Jackson, Laron Profit



2005-2006 REGULAR SEASON STATISTICS / GAME-BY-GAME RESULTS

	G	Min.	FGM	FGA	Pct.	FTM	FTA	Pct.	REBOUNDS		Tot.	Ast.	PF	Dq.	Stl.	TO	Blk.	SCORING		
									Off.	Def.								Pts.	Avg.	HI
Bryant	80	32:77	978	2173	.450	696	819	.850	71	354	425	360	233	4	147	250	30	2832	35.4	81
Odom	80	32:21	445	925	.481	216	313	.690	181	557	738	443	256	4	75	213	64	1186	14.8	27
Parker	82	27:73	348	779	.447	125	180	.694	37	234	271	302	213	1	140	147	16	941	11.5	24
Mihm	59	15:41	230	459	.501	144	201	.716	137	236	373	61	214	5	16	83	73	604	10.2	21
Cook	81	15:35	261	511	.511	84	101	.832	88	186	274	74	205	3	37	61	32	642	7.9	28
Brown	72	19:78	204	388	.526	128	235	.545	182	291	473	72	196	3	27	100	46	536	7.4	21
George	71	15:42	170	425	.400	58	86	.674	82	192	274	68	159	1	66	54	34	448	6.3	21
Walton	69	13:33	135	328	.412	57	76	.750	88	159	247	156	119	1	41	78	15	345	5.0	17
Profit	25	27:9	40	84	.476	21	24	.875	8	35	43	15	25	0	11	24	5	104	4.2	14
Vujacic	82	14:49	108	312	.346	46	52	.885	33	126	159	139	150	0	48	50	3	321	3.9	12
Turiaf	23	16:1	15	30	.500	15	27	.556	11	26	37	8	30	0	3	7	10	45	2.0	10
Jackson†	13	9:2	9	31	.290	0	0	---	0	12	12	4	5	0	2	5	0	22	1.7	7
Bynum	46	3:38	33	82	.402	8	27	.296	34	46	80	9	56	0	4	17	22	74	1.6	16
Wafer	16	7:3	6	38	.158	6	8	.750	5	3	8	4	12	0	3	1	0	20	1.3	9
Medvedenko	2	6	1	2	.500	0	0	---	0	0	1	1	0	0	0	0	0	2	1.0	2
Green	27	1:35	6	28	.214	13	21	.619	10	14	24	7	13	0	3	5	0	25	0.9	5
McKie	14	12:1	3	12	.250	1	2	.500	3	17	20	11	7	0	5	2	0	7	0.5	2

DATE	OPPONENT	BOX SCORE	W / L	DATE	OPPONENT	BOX SCORE	W / L
Nov. 2	@ Denver	W 99-97(OT)	1-0	Jan. 27	Golden State	W 106-105(OT)	23-19
Nov. 3	Phoenix	L 112-122	1-1	Jan. 29	@ Detroit	L 93-102	23-20
Nov. 6	Denver	W 112-92	2-1	Jan. 31	@ New York	W 130-97	24-20
Nov. 8	@ Atlanta	W 103-97	3-1	Feb. 1	@ Indiana	L 79-105	24-21
Nov. 9	@ Minnesota	L 74-88	3-2	Feb. 3	@ Charlotte	L 102-112	24-22
Nov. 11	@ Philadelphia	L 81-85	3-3	Feb. 4	@ NO/Okla. City	L 90-106	24-23
Nov. 14	@ Memphis	L 73-85	3-4	Feb. 7	@ Dallas	L 87-102	24-24
Nov. 16	New York	W 97-92	4-4	Feb. 8	@ Houston	W 89-78	25-24
Nov. 18	L.A. Clippers	L 91-97	4-5	Feb. 11	Memphis	L 99-100	25-25
Nov. 20	Chicago	L 93-96	4-6	Feb. 13	Utah	W 94-88	26-25
Nov. 24	Seattle	W 108-96	5-6	Feb. 15	Atlanta	L 110-114	26-26
Nov. 27	New Jersey	L 96-102(OT)	5-7	Feb. 21	Portland	W 99-82	27-26
Nov. 29	@ San Antonio	L 84-90	5-8	Feb. 23	Sacramento	W 106-85	28-26
Dec. 1	@ Utah	W 105-101(OT)	6-8	Feb. 24	@ L.A. Clippers	L 83-102	28-27
Dec. 2	Minnesota	L 108-113	6-9	Feb. 26	Boston	L 111-112	28-28
Dec. 4	Charlotte	W 99-98	7-9	Feb. 28	Orlando	W 102-87	29-28
Dec. 6	@ Milwaukee	W 111-92	8-9	Mar. 1	@ Portland	L 93-99	29-29
Dec. 7	@ Toronto	W 102-91	9-9	Mar. 3	@ Golden State	W 106-94	30-29
Dec. 9	@ Chicago	W 93-80	10-9	Mar. 4	Detroit	W 105-94	31-29
Dec. 10	@ Minnesota	L 82-95	10-10	Mar. 6	San Antonio	L 96-103	31-30
Dec. 12	@ Dallas	W 109-106	11-10	Mar. 8	@ NO/Okla. City	W 113-107	32-30
Dec. 14	@ Memphis	W 94-79	12-10	Mar. 10	@ San Antonio	W 100-92	33-30
Dec. 16	Washington	W 97-91	13-10	Mar. 12	Seattle	L 113-120	33-31
Dec. 18	Houston	L 74-76	13-11	Mar. 14	@ Sacramento	L 98-114	33-32
Dec. 20	Dallas	W 112-90	14-11	Mar. 15	Minnesota	W 92-89	34-32
Dec. 23	@ Orlando	W 104-88	15-11	Mar. 17	@ New Jersey	L 89-92	34-33
Dec. 25	@ Miami	L 92-97	15-12	Mar. 19	@ Cleveland	L 95-96	34-34
Dec. 26	@ Washington	L 91-94	15-13	Mar. 20	@ Boston	W 105-97	35-34
Dec. 28	Memphis	L 99-100(OT)	15-14	Mar. 22	Sacramento	W 87-80	36-34
Jan. 1	Utah	L 94-98	15-15	Mar. 24	Milwaukee	W 101-96	37-34
Jan. 3	@ Utah	L 80-90	15-16	Mar. 26	NO/Okla. City	W 105-94	38-34
Jan. 6	Philadelphia	W 119-93	16-16	Mar. 30	San Antonio	L 85-96	38-35
Jan. 7	@ L.A. Clippers	W 112-109	17-16	Mar. 31	@ Seattle	W 106-93	39-35
Jan. 9	Indiana	W 96-90	18-16	Apr. 2	Houston	W 104-88	40-35
Jan. 11	@ Portland	L 103-113	18-17	Apr. 6	@ Denver	W 108-110(OT)	40-36
Jan. 12	Cleveland	W 99-98	19-17	Apr. 7	@ Phoenix	L 96-107	40-37
Jan. 14	@ Golden State	W 110-104	20-17	Apr. 9	L.A. Clippers	W 100-83	41-37
Jan. 16	Miami	W 100-92	21-17	Apr. 11	Golden State	W 111-100	42-37
Jan. 19	@ Sacramento	L 109-118(OT)	21-18	Apr. 14	Portland	W 110-99	43-37
Jan. 20	@ Phoenix	L 93-106	21-19	Apr. 16	Phoenix	W 109-89	44-37
Jan. 22	Toronto	W 122-104	22-19	Apr. 19	NO/Oklahoma City	W 115-95	45-37

† Totals with Lakers only.



2006-07 LOS ANGELES LAKERS



42-40 - 2ND IN PACIFIC DIVISION

Head Coach: Phil Jackson
Staff: Shammond Williams, Aaron McKie, Kobe Bryant, Sasha Vujacic, Maurice Evans, Smush Parker, Jordan Farmar
Seated: Luke Walton, Ronny Turiaf, Lamar Odom, Chris Mihm, Andrew Bynum, Kwame Brown, Vladimir Radmanovic, Brian Cook

2006-07 REGULAR SEASON STATISTICS / GAME-BY-GAME RESULTS

	G	Min.	FGM	FGA	Pct.	FTM	FTA	Pct.	REBOUNDS					SCORING						
									Off.	Def.	Tot.	Ast.	PF	Dq.	Stl.	TO	Blk.	Pts.	Avg.	HI
Bryant	77	3140	813	1757	.463	667	768	.868	75	364	439	413	205	2	111	255	36	2430	31.8	65
Odom	56	2202	319	681	.468	198	283	.700	102	445	547	270	182	5	53	163	32	890	15.9	34
Walton	60	1982	264	557	.474	108	145	.745	87	215	302	257	117	2	60	118	21	884	11.4	25
Parker	82	2457	342	785	.436	113	175	.646	45	161	206	228	211	4	119	153	10	907	11.1	26
Brown	41	1132	143	242	.591	59	134	.440	81	163	244	75	124	0	39	76	49	345	8.4	18
Evans	76	1732	234	542	.432	122	155	.787	93	128	221	74	126	0	38	57	14	638	8.4	26
Bynum	82	1793	247	443	.558	143	214	.668	139	345	484	94	249	5	12	115	128	637	7.8	20
Cook	65	1018	185	408	.453	34	47	.723	61	154	215	65	134	3	25	51	27	450	6.9	26
Radmanovic	55	986	134	316	.424	53	73	.726	53	127	180	66	125	2	25	69	18	361	6.6	27
Tunaf	72	1087	147	268	.549	89	134	.664	88	171	259	63	202	5	17	52	78	383	5.3	23
Farmar	72	1090	124	294	.422	27	38	.711	22	97	119	137	77	0	44	73	7	320	4.4	17
Vujacic	73	935	105	268	.392	43	49	.878	28	79	107	64	103	1	41	30	1	313	4.3	18
Williams	30	345	35	86	.407	4	6	.667	11	29	40	31	20	0	12	13	0	94	3.1	14
McKie	10	131	11	17	.647	0	0	---	1	17	18	13	14	0	4	8	0	22	2.2	12

DATE	OPPONENT	BOX SCORE	W / L	DATE	OPPONENT	BOX SCORE	W / L
Oct. 31	Phoenix	W 114-106	1-0	Jan. 22	Golden State	L 108-103	27-15
Nov. 1	@ Golden State	W 110-98	2-0	Jan. 26	Charlotte	L 97-106(OT)	27-16
Nov. 3	Seattle	W 118-112	3-0	Jan. 28	San Antonio	L 94-96(OT)	27-17
Nov. 5	@ Seattle	L 101-117	3-1	Jan. 30	@ New York	L 94-99	27-18
Nov. 7	Minnesota	W 95-88	4-1	Jan. 31	@ Boston	W 111-98	28-18
Nov. 8	@ Portland	L 90-101	4-2	Feb. 2	@ Indiana	L 84-95	28-19
Nov. 10	Detroit	L 83-97	4-3	Feb. 3	@ Washington	W 118-102	29-19
Nov. 12	Memphis	W 91-81	5-3	Feb. 5	@ Atlanta	W 90-83	30-19
Nov. 17	Toronto	W 107-100	6-3	Feb. 8	@ Detroit	L 78-93	30-20
Nov. 19	Chicago	W 82-72	7-3	Feb. 9	@ Toronto	L 92-96	30-21
Nov. 21	L.A. Clippers	W 105-101	8-3	Feb. 11	@ Cleveland	L 90-99	30-22
Nov. 24	@ Utah	L 108-114	8-4	Feb. 13	New York	L 106-107	30-23
Nov. 26	New Jersey	W 99-93	9-4	Feb. 15	Cleveland	L 108-114	30-24
Nov. 28	Milwaukee	L 105-109	9-5	Feb. 21	Portland	L 108-112	30-25
Nov. 30	Utah	W 132-102	10-5	Feb. 23	Boston	W 122-96	31-25
Dec. 2	@ L.A. Clippers	W 97-88	11-5	Feb. 25	@ Golden State	W 102-85	32-25
Dec. 4	Indiana	W 101-87	12-5	Feb. 26	@ Utah	W 102-94	32-26
Dec. 6	NO/Oklahoma City	L 89-105	12-6	Mar. 2	Sacramento	L 108-116	33-26
Dec. 8	Atlanta	W 106-95	13-6	Mar. 4	@ Phoenix	L 94-99	33-27
Dec. 10	San Antonio	W 106-99	14-6	Mar. 6	@ Minnesota	L 107-117(2OT)	33-28
Dec. 12	@ Houston	W 102-94	15-6	Mar. 7	@ Milwaukee	L 90-110	33-29
Dec. 13	@ Dallas	L 101-110	15-7	Mar. 9	@ Philadelphia	L 92-108	33-30
Dec. 15	Chicago	W 112-101(2OT)	16-7	Mar. 11	Dallas	L 72-108	33-31
Dec. 17	Washington	L 141-147(2OT)	16-8	Mar. 15	@ Denver	L 86-113	33-32
Dec. 19	@ Chicago	L 89-94	16-9	Mar. 16	Portland	W 116-111(OT)	34-32
Dec. 20	@ Minnesota	W 111-94	17-9	Mar. 18	Minnesota	W 109-102	35-32
Dec. 22	@ New Jersey	W 99-95	18-9	Mar. 22	@ Memphis	W 121-119	36-32
Dec. 25	@ Miami	L 85-101	18-10	Mar. 23	@ NO/Oklahoma City	W 111-105	37-32
Dec. 27	@ Orlando	W 106-93	19-10	Mar. 25	Golden State	W 115-113	38-32
Dec. 29	@ Charlotte	L 124-133(3OT)	19-11	Mar. 27	Memphis	L 86-88	38-33
Dec. 31	Philadelphia	W 104-94	20-11	Mar. 30	Houston	L 104-107(OT)	39-34
Jan. 4	@ Sacramento	W 132-128(OT)	21-11	Apr. 1	Sacramento	W 128-103	39-34
Jan. 5	Denver	W 123-104	22-11	Apr. 3	Denver	W 105-111	39-35
Jan. 7	Dallas	W 101-98	23-11	Apr. 4	@ L.A. Clippers	L 82-90	39-36
Jan. 9	@ Memphis	L 118-128	23-12	Apr. 6	@ Seattle	W 112-109	40-36
Jan. 10	@ Houston	L 77-102	23-13	Apr. 8	Phoenix	L 107-115	40-37
Jan. 12	Orlando	W 109-106	24-13	Apr. 9	@ Denver	L 111-115	40-38
Jan. 15	Miami	W 124-118(OT)	25-13	Apr. 12	L.A. Clippers	L 110-118	40-39
Jan. 17	@ San Antonio	W 100-96	26-13	Apr. 13	@ Phoenix	L 85-93	40-40
Jan. 18	@ Dallas	L 95-114	26-14	Apr. 15	Seattle	W 109-98	41-40
Jan. 20	@ NO/Oklahoma City	L 103-113	26-15	Apr. 18	@ Sacramento	W 117-106	42-40



2007-08 LOS ANGELES LAKERS



57-25 - 1ST IN PACIFIC DIVISION

Head Coach: Phil Jackson
Standing: Derek Fisher, Coby Karl, Kobe Bryant, Trevor Ariza, Sasha Vujacic, Jordan Farmar
Seated: Vladimir Radmanovic, Lamar Odom, DJ Mbenga, Chris Mihm, Andrew Bynum, Pau Gasol, Ronny Turiaf, Luke Walton
Not pictured: Kwame Brown, Brian Cook, Javaris Crittenton, Maurice Evans, Ira Newble



Western Conference Champions

2007-2008 REGULAR SEASON STATISTICS / GAME-BY-GAME RESULTS


	G	Min.	FGM	FGA	Pct.	FTM	FTA	Pct.	REBOUNDS			Dq.	Stl.	TO	Bk.	SCORING				
									Off.	Def.	Tot.					Ast.	PF	Pts.	Av.	HI
Bryant	82	3192	775	1690	459	623	742	840	94	423	517	441	227	1	151	257	40	2323	28.3	53
Gasol†	27	918	196	333	589	116	147	789	61	150	211	95	54	0	14	44	42	508	18.8	31
Odum	77	2921	417	795	525	229	328	698	197	622	819	273	222	3	75	156	72	1094	14.2	31
Bynum	35	1008	189	297	636	82	118	695	105	251	356	98	2	12	52	72	460	13.1	28	
Fisher	82	2249	339	777	436	166	188	883	24	146	170	239	188	0	86	90	3	956	11.7	28
Farmar	82	1690	291	631	461	53	78	679	39	144	183	225	105	0	77	108	5	749	9.1	24
Vujacic	72	1279	219	482	454	76	91	835	19	135	154	72	107	0	36	52	5	632	8.8	22
Radmanovic	65	1483	198	437	453	52	65	800	56	159	215	123	147	1	46	73	12	543	8.4	21
Walton	74	1729	215	478	450	77	109	706	85	206	291	218	133	1	60	100	18	535	7.2	19
Turiaf†	78	1458	188	397	474	140	186	753	95	211	306	128	199	3	28	72	108	516	6.6	16
Ariza†	24	431	55	105	524	41	60	683	25	59	84	36	36	0	26	18	8	156	6.5	15
Brown*	23	509	53	103	515	26	64	406	31	100	131	28	58	0	16	37	19	132	5.7	10
Evans*	7	96	9	28	321	12	15	800	4	5	9	12	10	0	5	0	1	31	4.4	8
Mihm	23	278	32	95	337	18	27	667	28	49	77	13	42	0	4	17	14	82	3.6	11
Crittenton*	22	171	26	53	491	19	28	679	7	14	21	18	12	0	7	22	0	72	3.3	19
Cook*	6	70	4	21	190	4	4	1,000	4	6	10	3	6	0	2	4	0	14	2.3	10
Mbenga†	26	196	30	61	492	4	10	400	15	26	41	6	38	1	4	8	16	64	2.4	8
Karl	17	71	9	26	346	8	10	800	3	11	14	9	0	0	4	5	2	30	1.8	6
Newble†	6	31	3	9	333	0	0	---	6	5	11	3	5	0	1	3	1	7	1.2	3

DATE	OPPONENT	BOX SCORE	W / L	DATE	OPPONENT	BOX SCORE	W / L
Oct. 30	Houston	L 93-95	0-1	Jan. 27	Cleveland	L 95-98	27-15
Nov. 2	@ Phoenix	W 119-98	1-1	Jan. 29	New York	W 120-109	28-15
Nov. 4	Utah	W 119-109	2-1	Jan. 31	@ Detroit	L 89-90	28-16
Nov. 6	New Orleans	L 104-118	2-2	Feb. 1	@ Toronto	W 121-101	29-16
Nov. 9	Minnesota	W 107-93	3-2	Feb. 3	@ Washington	W 103-91	30-16
Nov. 13	@ San Antonio	L 92-107	3-3	Feb. 5	@ New Jersey	L 105-90	31-16
Nov. 14	@ Houston	W 93-90	4-3	Feb. 6	@ Atlanta	L 95-98	31-17
Nov. 16	Detroit	W 103-91	5-3	Feb. 8	@ Orlando	W 117-113	32-17
Nov. 18	Chicago	W 106-78	6-3	Feb. 10	@ Miami	W 104-94	33-17
Nov. 20	@ Indiana	W 134-114	7-3	Feb. 11	@ Charlotte	W 106-97	34-17
Nov. 21	@ Milwaukee	L 103-110	7-4	Feb. 13	@ Minnesota	W 117-92	35-17
Nov. 23	@ Boston	L 94-107	7-5	Feb. 19	Atlanta	W 122-93	36-17
Nov. 25	New Jersey	L 100-102	7-6	Feb. 20	@ Phoenix	W 130-124	37-17
Nov. 27	Seattle	W 106-99	8-6	Feb. 23	@ L.A. Clippers	W 113-95	38-17
Nov. 29	Denver	W 127-99	9-6	Feb. 24	@ Seattle	W 111-91	39-17
Nov. 30	@ Utah	L 96-120	9-7	Feb. 26	Portland	W 96-83	40-17
Dec. 2	Orlando	L 97-104	9-8	Feb. 28	Miami	W 106-88	41-17
Dec. 4	@ Minnesota	W 116-95	10-8	Feb. 29	@ Portland	L 111-119	41-18
Dec. 5	@ Denver	W 111-107	11-8	Mar. 2	Dallas	W 108-104(OT)	42-18
Dec. 9	Golden State	W 123-113	12-8	Mar. 4	@ Sacramento	W 117-105	43-18
Dec. 13	San Antonio	W 102-97	13-8	Mar. 7	L.A. Clippers	W 119-92	44-18
Dec. 14	@ Golden State	W 106-108	13-9	Mar. 9	Sacramento	L 113-114	44-19
Dec. 16	L.A. Clippers	W 113-92	14-9	Mar. 11	Toronto	L 117-108	45-19
Dec. 18	@ Chicago	W 103-91	14-9	Mar. 14	@ New Orleans	L 98-108	45-20
Dec. 20	@ Cleveland	L 90-94	15-10	Mar. 16	@ Houston	L 92-104	45-21
Dec. 21	@ Philadelphia	W 106-101	16-10	Mar. 18	@ Dallas	W 102-100	46-21
Dec. 23	@ New York	W 95-90	17-10	Mar. 20	@ Utah	W 106-95	47-21
Dec. 25	Phoenix	W 122-115	18-10	Mar. 21	Seattle	W 130-105	48-21
Dec. 28	Utah	W 123-109	19-10	Mar. 23	Golden State	L 111-115	48-22
Dec. 30	Boston	L 91-110	19-11	Mar. 24	@ Golden State	W 123-119(OT)	49-22
Jan. 4	Philadelphia	W 124-93	20-11	Mar. 26	Charlotte	L 95-108	49-23
Jan. 6	Indiana	W 112-96	21-11	Mar. 28	Memphis	L 111-114	49-24
Jan. 8	@ Memphis	W 117-101	22-11	Mar. 30	Washington	W 126-120(OT)	50-24
Jan. 9	@ New Orleans	W 109-80	23-11	Apr. 2	Portland	W 104-91	51-24
Jan. 11	Milwaukee	W 110-105	24-11	Apr. 4	Dallas	W 112-108	52-24
Jan. 13	Memphis	W 100-99	25-11	Apr. 6	@ Sacramento	W 114-92	53-24
Jan. 14	@ Seattle	W 123-121(OT)	26-11	Apr. 8	@ Portland	L 103-112	53-25
Jan. 17	Phoenix	L 98-106	26-12	Apr. 10	@ L.A. Clippers	W 106-78	54-25
Jan. 21	Denver	W 116-99	27-12	Apr. 11	New Orleans	W 107-104	55-25
Jan. 23	@ San Antonio	L 91-103	27-13	Apr. 13	San Antonio	W 106-85	56-25
Jan. 25	@ Dallas	L 105-112	27-14	Apr. 15	Sacramento	W 124-101	57-25

* Finished season with another team. † Totals with Lakers only.



2008-09 LOS ANGELES LAKERS



65-17 - 1ST IN PACIFIC DIVISION

Head Coach: Phil Jackson
Staff: Derek Fisher, Shannon Brown, Adam Morrison, Kobe Bryant, Sasha Vujacic, Jordan Farmar
Seated: Luke Walton, Josh Powell, DJ Mbenga, Pau Gasol, Andrew Bynum, Lamar Odom, Sun Yue, Trevor Ariza
Not pictured: Chris Mihm, Vladimir Radmanovic

NBA Champions

2008-09 REGULAR SEASON STATISTICS / GAME-BY-GAME RESULTS

	G	Min.	FGM	FGA	Pct.	FTM	FTA	Pct.	REBOUNDS					SCORING						
									Off.	Def.	Tot.	Ast.	PF	Dq.	Stl.	TO	Bk.	Pts.	Avg.	Hi
Bryant	82	2960	800	1712	.467	467	483	.956	90	339	429	399	189	1	120	210	37	2201	26.8	61
Gasol	81	2999	592	1045	.567	343	439	.781	262	518	780	284	172	0	52	157	81	1528	18.9	36
Bynum	50	1446	281	502	.560	152	215	.707	137	261	398	71	157	1	18	85	90	714	14.3	42
Odom	78	2316	346	703	.492	160	257	.623	176	461	637	204	235	5	77	138	98	885	11.3	28
Fisher	82	2441	292	688	.424	110	130	.846	25	163	188	261	187	0	95	72	6	814	9.9	27
Ariza	82	1999	274	596	.460	120	169	.710	111	241	352	145	166	1	137	87	24	729	8.9	26
Farmar	65	1192	161	412	.391	45	77	.584	22	95	117	155	105	0	57	87	10	416	6.4	18
Radmanovic	46	771	95	214	.444	23	27	.852	18	99	117	38	51	0	28	47	7	273	5.9	18
Vujacic	80	1293	155	401	.387	70	76	.921	19	116	135	113	154	0	77	35	7	461	5.8	17
Walton	65	1166	134	307	.436	41	57	.719	55	125	180	177	105	1	32	69	10	326	5.0	14
Powell	60	703	106	239	.444	38	50	.760	71	105	176	27	98	0	9	51	17	250	4.2	17
Brown†	18	136	22	42	.524	8	9	.889	3	17	20	10	9	0	4	9	2	58	3.2	10
Mbenga	23	181	27	57	.474	7	8	.875	9	22	31	9	33	0	10	13	24	61	2.7	10
Mihm*	18	105	15	40	.375	6	7	.857	15	19	34	10	23	0	1	10	6	36	2.0	10
Morrison†	8	44	4	12	.333	1	2	.500	2	6	8	3	4	0	0	3	0	10	1.3	5
Sun	10	28	3	11	.273	0	0	---	0	0	0	2	10	0	1	3	1	6	0.6	4

DATE	OPPONENT	BOX SCORE	W / L	DATE	OPPONENT	BOX SCORE	W / L
Oct. 28	Portland	W 96-76	1-0	Jan. 22	Washington	W 117-97	34-8
Oct. 29	@ L.A. Clippers	W 117-79	2-0	Jan. 25	San Antonio	W 99-85	35-8
Nov. 1	@ Denver	W 104-97	3-0	Jan. 27	Charlotte	L 110-117(2OT)	35-9
Nov. 5	L.A. Clippers	W 106-88	4-0	Jan. 30	@ Minnesota	W 132-119	36-9
Nov. 9	Houston	W 111-82	5-0	Jan. 31	@ Memphis	W 115-98	37-9
Nov. 11	@ Dallas	W 106-99	6-0	Feb. 2	@ New York	W 128-117	38-9
Nov. 12	@ New Orleans	L 93-86	7-0	Feb. 4	@ Toronto	W 115-107	39-9
Nov. 14	Detroit	L 95-106	7-1	Feb. 5	@ Boston	W 110-109(OT)	40-9
Nov. 18	Chicago	W 116-109	8-1	Feb. 8	@ Cleveland	W 101-91	41-9
Nov. 20	@ Phoenix	W 105-92	9-1	Feb. 10	Oklahoma City	W 105-98	42-9
Nov. 21	Denver	W 104-90	10-1	Feb. 11	@ Utah	L 109-113	42-10
Nov. 23	Sacramento	W 118-108	11-1	Feb. 17	Atlanta	W 96-83	43-10
Nov. 25	New Jersey	W 120-93	12-1	Feb. 18	@ Golden State	W 129-121	44-10
Nov. 28	Dallas	W 114-107	13-1	Feb. 20	New Orleans	W 115-111(OT)	45-10
Nov. 30	Toronto	W 112-99	14-1	Feb. 22	@ Minnesota	W 111-108	46-10
Dec. 2	@ Indiana	L 117-118	14-2	Feb. 24	@ Oklahoma City	W 107-93	47-10
Dec. 3	@ Philadelphia	W 114-102	15-2	Feb. 26	Phoenix	W 132-106	48-10
Dec. 5	@ Washington	W 106-104	16-2	Feb. 27	@ Denver	L 79-90	48-11
Dec. 9	Milwaukee	W 105-92	17-2	Mar. 1	@ Phoenix	L 111-118	48-12
Dec. 9	@ Sacramento	L 101-113	17-3	Mar. 3	Memphis	W 99-89	49-12
Dec. 10	Phoenix	W 115-110	18-3	Mar. 6	Minnesota	W 110-90	50-12
Dec. 12	Sacramento	W 112-103	19-3	Mar. 9	@ Portland	W 94-111	50-13
Dec. 14	Minnesota	W 98-86	20-3	Mar. 11	@ Houston	W 102-96	51-13
Dec. 16	New York	W 116-114	21-3	Mar. 12	@ San Antonio	W 109-95	52-13
Dec. 19	@ Miami	L 87-89	21-4	Mar. 15	Dallas	W 107-100	53-13
Dec. 20	@ Orlando	L 103-106	21-5	Mar. 17	Philadelphia	L 93-94	53-14
Dec. 22	@ Memphis	W 105-96	22-5	Mar. 19	Golden State	W 114-106	54-14
Dec. 23	@ New Orleans	W 100-87	23-5	Mar. 21	@ Chicago	W 117-109	55-14
Dec. 25	Boston	W 92-83	24-5	Mar. 24	@ Oklahoma City	W 107-89	56-14
Dec. 28	Golden State	W 130-113	25-5	Mar. 26	@ Detroit	W 92-77	57-14
Jan. 2	Utah	W 113-100	26-5	Mar. 27	@ New Jersey	W 103-95	58-14
Jan. 4	Portland	W 100-86	27-5	Mar. 29	@ Atlanta	L 76-86	58-15
Jan. 6	New Orleans	L 105-116	27-6	Mar. 31	@ Charlotte	L 84-94	58-16
Jan. 7	@ Golden State	W 114-106	28-6	Apr. 1	@ Milwaukee	W 104-98	59-16
Jan. 9	Indiana	W 121-119	29-6	Apr. 3	Houston	W 93-81	60-16
Jan. 11	Miami	W 108-105	30-6	Apr. 5	L.A. Clippers	W 88-85	61-16
Jan. 13	@ Houston	W 105-100	31-6	Apr. 7	@ Sacramento	W 122-104	62-16
Jan. 14	@ San Antonio	L 111-112	31-7	Apr. 9	Denver	W 116-102	63-16
Jan. 16	Orlando	L 103-109	31-8	Apr. 10	@ Portland	L 98-106	63-17
Jan. 19	Cleveland	W 105-88	32-8	Apr. 12	Memphis	W 92-75	64-17
Jan. 21	@ L.A. Clippers	W 108-97	33-8	Apr. 14	Utah	W 125-112	65-17




2009-10 LOS ANGELES LAKERS



57-25 - 1ST IN PACIFIC DIVISION

Head Coach: Phil Jackson
Standing: Derek Fisher, Shannon Brown, Adam Morrison, Kobe Bryant, Sasha Vujacic, Jordan Farmar
Seated: Luke Walton, Josh Powell, DJ Mbenga, Pau Gasol, Andrew Bynum, Lamar Odom, Metta World Peace



NBA Champions

2009-2010 REGULAR SEASON STATISTICS / GAME-BY-GAME RESULTS

	G	Min.	FGM	FGA	Pct.	FTM	FTA	Pct.	REBOUNDS					Dq.	Stl.	TO	Bk.	SCORING		
									Off.	Def.	Tot.	As.	PF					Pts.	Avg.	Hi
Bryant	73	2835	716	1509	456	439	541	811	78	313	391	365	187	0	113	233	20	1970	27.0	44
Gasol	65	2403	452	844	536	286	362	790	243	491	734	218	152	0	37	143	113	1190	18.3	32
Bynum	65	1977	382	688	570	193	261	739	177	364	541	68	193	2	35	115	94	977	15.0	27
World Peace	77	2605	306	740	414	128	186	688	99	232	331	234	165	1	106	121	21	845	11.0	22
Odom	82	2585	342	739	463	140	202	693	184	618	802	267	227	1	75	150	59	882	10.8	26
Brown	82	1700	253	592	427	99	121	818	30	153	183	108	129	0	57	67	31	667	8.1	27
Fisher	82	2227	212	558	380	113	132	856	25	145	170	201	202	1	90	78	9	615	7.5	15
Farmar	82	1474	224	515	435	57	85	671	14	117	131	127	109	0	52	72	11	591	7.2	24
Vujacic	67	575	66	164	402	28	33	848	25	54	79	41	67	0	20	17	4	185	2.8	13
Powell	63	581	71	194	366	20	31	645	44	72	116	35	71	0	9	33	6	169	2.7	14
Morrison	31	241	32	85	376	5	8	625	10	22	32	18	17	0	3	10	2	74	2.4	7
Walton	29	272	30	84	357	2	4	500	12	26	38	40	19	0	10	12	1	69	2.4	11
Mbenga	49	355	48	103	466	9	19	474	32	55	87	8	54	0	5	15	29	105	2.1	11

DATE	OPPONENT	BOX SCORE	W / L	DATE	OPPONENT	BOX SCORE	W / L
Oct. 27	L.A. Clippers	W 99-92	1-0	Jan. 21	@ Cleveland	L 87-93	32-10
Oct. 30	Dallas	L 80-94	1-1	Jan. 22	@ New York	W 115-105	33-10
Nov. 1	Atlanta	W 118-110	2-1	Jan. 24	@ Toronto	L 105-106	33-11
Nov. 3	@ Oklahoma City	W 101-98 (OT)	3-1	Jan. 26	@ Washington	W 115-103	34-11
Nov. 4	@ Houston	W 103-102 (OT)	4-1	Jan. 27	@ Indiana	W 118-96	35-11
Nov. 6	Memphis	W 114-98	5-1	Jan. 29	@ Philadelphia	W 99-91	36-11
Nov. 8	New Orleans	W 104-88	6-1	Jan. 31	@ Boston	W 90-89	37-11
Nov. 12	Phoenix	W 121-102	7-1	Feb. 1	@ Memphis	L 93-95	37-12
Nov. 13	@ Denver	W 79-105	7-2	Feb. 3	Charlotte	W 99-97	38-12
Nov. 15	Houston	L 91-101	7-3	Feb. 5	Denver	L 113-126	38-13
Nov. 17	Detroit	W 106-93	8-3	Feb. 6	@ Portland	W 99-82	39-13
Nov. 19	Chicago	W 108-93	9-3	Feb. 8	San Antonio	W 101-89	40-13
Nov. 22	Oklahoma City	W 101-85	10-3	Feb. 10	@ Utah	W 96-81	41-13
Nov. 24	New York	W 100-90	11-3	Feb. 16	Golden State	W 104-94	42-13
Nov. 28	@ Golden State	W 130-97	12-3	Feb. 18	Boston	L 86-87	42-14
Nov. 29	New Jersey	W 106-87	13-3	Feb. 23	@ Memphis	W 99-98	43-14
Dec. 1	New Orleans	W 110-99	14-3	Feb. 24	@ Dallas	L 96-101	43-15
Dec. 4	Miami	W 108-107	15-3	Feb. 26	Philadelphia	W 99-90	44-15
Dec. 6	Phoenix	W 108-88	16-3	Feb. 28	Denver	W 95-89	45-15
Dec. 9	Utah	W 101-77	17-3	Mar. 2	Indiana	W 122-99	46-15
Dec. 11	Minnesota	W 104-92	18-3	Mar. 4	@ Miami	L 111-114 (OT)	46-16
Dec. 12	@ Utah	L 94-102	18-4	Mar. 5	@ Charlotte	L 83-98	46-17
Dec. 15	@ Chicago	W 96-87	18-4	Mar. 7	@ Orlando	L 94-96	46-18
Dec. 16	@ Milwaukee	W 107-106 (OT)	20-4	Mar. 9	Toronto	W 109-107	47-18
Dec. 19	@ New Jersey	W 103-84	21-4	Mar. 12	@ Phoenix	W 102-96	48-18
Dec. 20	@ Detroit	W 93-81	22-4	Mar. 15	@ Golden State	W 124-121	49-18
Dec. 22	Oklahoma City	W 111-108	23-4	Mar. 16	@ Sacramento	W 106-99	50-18
Dec. 25	Cleveland	L 87-102	23-5	Mar. 19	Minnesota	W 104-96	51-18
Dec. 26	@ Sacramento	W 112-103 (2OT)	24-5	Mar. 21	Washington	W 99-92	52-18
Dec. 28	@ Phoenix	L 103-118	24-6	Mar. 24	@ San Antonio	W 92-83	53-18
Dec. 29	Golden State	W 124-118	25-6	Mar. 26	@ Oklahoma City	L 75-91	53-19
Jan. 1	Sacramento	W 109-108	26-6	Mar. 27	@ Houston	W 109-101	54-19
Jan. 3	Dallas	W 131-96	27-6	Mar. 29	@ New Orleans	L 100-108	54-20
Jan. 5	Houston	W 89-79	28-6	Mar. 31	@ Atlanta	L 92-109	54-21
Jan. 6	@ L.A. Clippers	L 91-102	28-7	Apr. 2	Utah	W 106-92	55-21
Jan. 8	@ Portland	L 98-107	28-8	Apr. 4	San Antonio	L 81-100	55-22
Jan. 10	Milwaukee	W 95-77	29-8	Apr. 8	@ Denver	L 96-98	55-23
Jan. 12	@ San Antonio	L 85-105	29-9	Apr. 9	@ Minnesota	W 97-88	56-23
Jan. 13	@ Dallas	W 100-95	30-9	Apr. 11	Portland	L 88-91	56-24
Jan. 15	L.A. Clippers	W 126-86	31-9	Apr. 13	Sacramento	W 106-100	57-24
Jan. 18	Orlando	W 98-92	32-9	Apr. 14	@ L.A. Clippers	L 91-107	57-25





2010-11 LOS ANGELES LAKERS



57-25 - 1ST IN PACIFIC DIVISION

Head Coach: Phil Jackson
Staff: Steve Blake, Shannon Brown, Luke Walton, Matt Barnes, Kobe Bryant, Derek Fisher
Seated: Devin Ebanks, Joe Smith, Lamar Odom, Pau Gasol, Andrew Bynum, Theo Ratliff, Derrick Caracter, Metta World Peace
Not pictured: Trey Johnson, Sasha Vujacic

2010-11 REGULAR SEASON STATISTICS / GAME-BY-GAME RESULTS

	G	Min.	FGM	FGA	Pct.	FTM	FTA	Pct.	REBOUNDS					SCORING						
									Off.	Def.	Tot.	Ast.	PF	Dq.	Stl.	TO	Bk.	Pts.	Avg.	Hl
Bryant	82	27.9	740	1639	.451	483	563	.828	83	336	419	368	172	0	99	243	12	2078	25.3	42
Gasol	82	30.37	593	1120	.529	354	430	.823	268	568	836	273	203	2	48	142	130	1541	18.8	34
Odom	82	26.39	473	893	.530	166	246	.675	175	535	710	249	200	1	47	139	61	1180	14.4	29
Bynum	54	15.00	237	413	.574	138	209	.660	170	338	508	73	140	1	19	74	106	612	11.3	22
Brown	82	15.68	273	643	.425	92	101	.911	35	122	157	96	124	0	67	75	16	712	8.7	21
World Peace	82	24.10	261	658	.397	92	136	.676	100	167	267	175	181	1	124	90	36	697	8.5	24
Fisher	82	22.97	206	529	.389	83	103	.806	14	138	152	224	192	0	99	70	8	558	6.8	19
Barnes	53	10.20	131	279	.470	60	77	.779	73	155	228	71	127	0	39	58	22	356	6.7	24
Johnson†	1	13	2	3	.667	2	2	1.000	0	0	0	0	0	0	0	0	0	6	6.0	6
Blake	79	15.81	110	306	.359	26	30	.867	19	137	156	170	99	0	40	73	3	319	4.0	14
Ebanks	20	11.8	21	51	.412	18	23	.783	15	27	2	7	0	4	6	5	62	3.1	9	
Caracter*	41	21.5	32	66	.485	17	23	.739	19	24	43	7	4	1	19	10	81	2.0	10	
Vujacic*	11	5.4	8	23	.348	1	2	.500	1	3	4	5	7	0	1	5	0	20	1.8	6
Walton	54	48.4	38	116	.328	7	10	.700	9	58	67	62	38	0	9	31	4	91	1.7	9
Smith†	12	4.4	2	12	.167	2	2	1.000	2	16	18	3	10	0	3	4	6	0.5	2	
Ratliff	10	7.1	1	6	.167	0	2	.000	6	7	13	3	7	0	2	3	5	2	0.2	2

DATE	OPPONENT	BOX SCORE	W / L	DATE	OPPONENT	BOX SCORE	W / L
Oct. 26	Houston	W 112-110	1-0	Jan. 16	@ L.A. Clippers	L 92-99	30-12
Oct. 29	@ Phoenix	W 114-106	2-0	Jan. 17	Oklahoma City	W 101-94	31-12
Oct. 31	Golden State	W 107-83	3-0	Jan. 19	@ Dallas	L 100-109	31-13
Nov. 2	Memphis	W 124-105	4-0	Jan. 21	@ Denver	W 107-97	32-13
Nov. 3	@ Sacramento	W 112-100	5-0	Jan. 25	Utah	W 120-91	33-13
Nov. 5	Toronto	W 108-103	6-0	Jan. 28	Sacramento	L 95-100	33-14
Nov. 7	Portland	W 121-96	7-0	Jan. 30	Boston	L 96-109	33-15
Nov. 9	Minnesota	W 99-94	8-0	Feb. 1	Houston	W 114-106(OT)	34-15
Nov. 11	@ Denver	L 112-118	8-1	Feb. 3	San Antonio	L 88-89	34-16
Nov. 14	@ Phoenix	L 116-121	8-2	Feb. 5	@ New Orleans	W 101-95	35-16
Nov. 16	@ Milwaukee	W 118-107	9-2	Feb. 7	@ Memphis	W 93-84	36-16
Nov. 17	@ Detroit	W 103-90	10-2	Feb. 10	@ Boston	W 92-86	37-16
Nov. 19	@ Minnesota	W 112-95	11-2	Feb. 11	@ New York	W 113-96	38-16
Nov. 21	Golden State	W 117-89	12-2	Feb. 13	@ Orlando	L 75-89	38-17
Nov. 23	Chicago	W 98-91	13-2	Feb. 14	@ Charlotte	L 89-109	38-18
Nov. 26	@ Utah	L 96-102	13-3	Feb. 16	@ Cleveland	L 99-104	38-19
Nov. 28	Indiana	L 92-95	13-4	Feb. 22	Atlanta	W 104-80	39-19
Nov. 30	@ Memphis	L 96-98	13-5	Feb. 23	@ Portland	W 106-101(OT)	40-19
Dec. 1	@ Houston	L 99-109	13-6	Feb. 25	L.A. Clippers	W 108-95	41-19
Dec. 3	Sacramento	W 113-80	14-6	Feb. 27	@ Oklahoma City	W 90-87	42-19
Dec. 7	Washington	W 115-108	15-6	Mar. 1	@ Minnesota	W 90-79	43-19
Dec. 8	@ L.A. Clippers	W 87-85	16-5	Mar. 4	Charlotte	W 92-84	44-19
Dec. 10	@ Chicago	L 84-88	16-7	Mar. 6	@ San Antonio	W 96-83	45-19
Dec. 12	@ New Jersey	W 99-92	17-7	Mar. 8	@ Atlanta	W 101-87	46-19
Dec. 14	@ Washington	W 103-89	18-7	Mar. 10	@ Miami	L 88-94	46-20
Dec. 15	@ Indiana	W 109-94	19-7	Mar. 12	@ Dallas	W 96-91	47-20
Dec. 17	@ Philadelphia	W 93-81	20-7	Mar. 14	Orlando	W 97-84	48-20
Dec. 19	@ Toronto	W 120-110	21-7	Mar. 18	Minnesota	W 106-98	49-20
Dec. 21	Milwaukee	L 79-98	21-8	Mar. 20	Portland	W 84-80	50-20
Dec. 25	Miami	L 80-96	21-9	Mar. 22	Phoenix	W 139-137(3OT)	51-20
Dec. 28	@ San Antonio	L 82-97	21-10	Mar. 25	L.A. Clippers	W 112-104	52-20
Dec. 29	@ New Orleans	W 103-88	22-10	Mar. 27	New Orleans	W 102-84	53-20
Dec. 31	Philadelphia	W 102-98	23-10	Mar. 31	Dallas	W 110-62	54-20
Jan. 2	Memphis	L 85-104	23-11	Apr. 1	@ Utah	W 96-85	55-20
Jan. 4	Detroit	W 108-83	24-11	Apr. 3	@ Minnesota	L 90-95	55-21
Jan. 5	@ Phoenix	W 99-95	25-11	Apr. 5	Utah	L 85-86	55-22
Jan. 7	New Orleans	W 101-97	26-11	Apr. 6	@ Golden State	L 87-95	55-23
Jan. 9	New York	W 109-87	27-11	Apr. 8	@ Portland	L 86-93	55-24
Jan. 11	Cleveland	W 112-57	28-11	Apr. 10	Oklahoma City	L 106-120	55-25
Jan. 12	@ Golden State	W 115-110	29-11	Apr. 12	San Antonio	W 102-93	56-25
Jan. 14	New Jersey	W 100-88	30-11	Apr. 13	@ Sacramento	W 116-108(OT)	57-25





41-25 - 1ST IN PACIFIC DIVISION

Head Coach: Mike Brown
Standing: Steve Blake, Darius Morris, Metta World Peace, Kobe Bryant, Ramon Sessions, Andrew Goudelock
Seated: Matt Barnes, Jordan Hill, Troy Murphy, Pau Gasol, Andrew Bynum, Josh McRoberts, Devin Ebanks, Christian Eyenga



2011-2012 REGULAR SEASON STATISTICS / GAME-BY-GAME RESULTS


	G	Min.	FGM	FGA	Pct.	FTM	FTA	Pct.	REBOUNDS					Stl.	TO	Blk.	SCORING			
									Off.	Def.	Tot.	Ast.	PF				Pts.	Avg.	Hi	
Bryant	58	2232	574	1336	.430	381	451	.845	66	247	313	284	105	0	69	204	18	1616	27.9	48
Bynum	60	2112	444	796	.558	234	338	.692	192	517	709	85	104	0	27	152	116	1123	18.7	37
Gasol	65	2430	459	917	.501	204	261	.782	183	495	678	238	127	0	37	142	88	1129	17.4	30
Sessions†	23	701	101	211	.479	72	101	.713	14	73	87	142	37	0	17	59	2	291	12.7	23
Barnes	63	1440	175	387	.452	95	128	.742	97	247	344	126	152	2	35	73	48	491	7.8	24
World Peace	64	1720	183	465	.394	71	115	.617	71	147	218	140	137	1	69	69	27	493	7.7	26
Fisher*	43	1101	92	240	.383	44	53	.830	10	82	92	142	85	1	40	58	3	252	5.9	15
Blake	53	1237	101	268	.377	21	27	.778	9	76	85	174	75	0	39	72	2	276	5.2	17
Hill†	7	82	14	30	.467	5	8	.625	14	17	31	2	11	0	5	7	6	33	4.7	14
Goudelock	40	419	68	174	.391	11	12	.917	5	26	31	20	32	0	4	21	0	175	4.4	14
Ebanks	24	396	37	89	.416	23	35	.657	26	28	54	12	26	0	11	18	6	97	4.0	14
Murphy	59	956	77	171	.450	6	9	.667	40	151	191	51	98	1	15	26	16	188	3.2	12
McRoberts	50	718	56	118	.475	23	36	.639	61	110	171	51	74	0	15	31	18	138	2.8	16
Eyenga†	1	19	3	6	.500	2	2	1.000	1	1	2	1	0	0	1	1	8	8.0	8	
Morris	19	169	18	42	.429	6	9	.667	2	14	16	21	16	0	2	19	0	46	2.4	9
Kapono*	27	269	21	55	.382	4	4	1.000	2	12	14	11	21	0	3	6	0	54	2.0	9
Walton*	9	65	6	14	.429	0	0	---	6	8	14	5	9	0	2	2	0	12	1.3	6

DATE	OPPONENT	BOX SCORE	W / L	DATE	OPPONENT	BOX SCORE	W / L
Dec. 25	Chicago	L 87-88	0-1	Mar. 13	@ Memphis	W 116-111(2OT)	26-16
Dec. 26	@ Sacramento	L 91-100	0-2	Mar. 14	@ New Orleans	W 107-101(OT)	27-16
Dec. 27	Utah	W 96-71	1-2	Mar. 16	Minnesota	W 97-92	28-16
Dec. 29	New York	W 99-82	2-2	Mar. 18	Utah	L 99-103	28-17
Dec. 31	Denver	W 92-89	3-2	Mar. 20	@ Houston	L 104-107	28-18
Jan. 1	@ Denver	L 90-99	3-3	Mar. 21	@ Dallas	W 109-93	29-18
Jan. 3	Houston	W 108-99	4-3	Mar. 23	Portland	W 103-96	30-18
Jan. 5	@ Portland	L 96-107	4-4	Mar. 25	Memphis	L 96-102	30-19
Jan. 6	Golden State	W 97-90	5-4	Mar. 27	@ Golden State	W 104-101	31-18
Jan. 8	Memphis	W 90-82	6-4	Mar. 29	Oklahoma City	L 93-102	31-20
Jan. 10	Phoenix	W 99-83	7-4	Mar. 31	New Orleans	W 88-85	32-20
Jan. 11	@ Utah	W 90-87(OT)	8-4	Apr. 1	Golden State	W 120-112	33-20
Jan. 13	Cleveland	W 97-92	9-4	Apr. 3	New Jersey	W 91-87	34-20
Jan. 14	@ L.A. Clippers	L 94-102	9-5	Apr. 4	@ L.A. Clippers	W 113-108	35-20
Jan. 16	Dallas	W 73-70	10-5	Apr. 6	Houston	L 107-112	35-21
Jan. 19	@ Miami	L 87-98	10-6	Apr. 7	@ Phoenix	L 105-125	35-22
Jan. 20	@ Orlando	L 80-92	10-7	Apr. 9	@ New Orleans	W 93-91	36-22
Jan. 22	Indiana	L 96-98	10-8	Apr. 11	@ San Antonio	W 98-84	37-22
Jan. 25	L.A. Clippers	W 96-91	11-8	Apr. 13	Denver	W 103-97	38-22
Jan. 28	@ Milwaukee	L 89-100	11-9	Apr. 15	Dallas	W 112-108(OT)	39-22
Jan. 29	@ Minnesota	W 106-101	12-9	Apr. 17	San Antonio	L 91-112	39-23
Jan. 31	Charlotte	W 106-73	13-9	Apr. 18	@ Golden State	W 99-87	40-23
Feb. 3	@ Denver	W 93-89	14-9	Apr. 20	@ San Antonio	L 97-121	40-24
Feb. 4	@ Utah	L 87-96	14-10	Apr. 22	Oklahoma City	W 114-106(2OT)	41-24
Feb. 6	@ Philadelphia	L 90-95	14-11	Apr. 26	@ Sacramento	L 96-113	41-25
Feb. 9	@ Boston	W 88-87(OT)	15-11				
Feb. 10	@ New York	L 85-92	15-12				
Feb. 12	@ Toronto	W 94-92	16-12				
Feb. 14	Atlanta	W 86-78	17-12				
Feb. 17	Phoenix	W 111-99	18-12				
Feb. 19	@ Phoenix	L 90-102	18-13				
Feb. 20	Portland	W 103-92	19-13				
Feb. 22	@ Dallas	L 96-91	20-13				
Feb. 23	@ Oklahoma City	L 85-100	20-14				
Feb. 29	Minnesota	W 104-85	21-14				
Mar. 2	Sacramento	W 115-107	22-14				
Mar. 4	Miami	W 93-83	23-14				
Mar. 6	@ Detroit	L 85-88(OT)	23-15				
Mar. 7	@ Washington	L 101-106	23-16				
Mar. 9	@ Minnesota	W 105-102	24-16				
Mar. 11	Boston	W 97-94	25-16				

* Finished season with another team. † Totals with Lakers only.



2012-13 LOS ANGELES LAKERS



45-37 - 3RD IN PACIFIC DIVISION

Head Coach: Mike D'Antoni
Staff: Steve Blake, Jodie Meeks, Darius Morris, Chris Duhon, Steve Nash
Seated: Kobe Bryant, Pau Gasol, Dwight Howard, Andrew Goudelock, Robert Sacre, Jordan Hill, Devin Ebanks, Metta World Peace
Not pictured: Andrew Goudelock

2012-13 REGULAR SEASON STATISTICS / GAME-BY-GAME RESULTS

	G	Min.	FGM	FGA	Pct.	FTM	FTA	Pct.	REBOUNDS				SCORING							
									Off.	Def.	Tot.	Ast.	PF	Dq.	Stl.	TO	Blk.	Pts.	Avg.	Hl
Bryant	78	3013	738	1595	.463	525	626	.839	66	367	433	469	173	0	106	287	25	2133	27.3	47
Howard	76	2722	470	813	.578	355	721	.492	251	684	945	108	291	5	84	225	186	1296	17.1	39
Gasol	49	1655	270	579	.466	125	178	.702	111	310	421	200	93	0	24	104	61	673	13.7	26
Nash	50	1627	236	475	.497	107	116	.922	26	116	142	333	70	0	30	126	5	636	12.7	22
World Peace	75	2530	332	824	.403	124	169	.734	101	271	372	112	198	4	122	98	42	929	12.4	24
Jamison	76	1636	267	575	.464	94	136	.691	109	253	362	50	124	1	30	53	22	712	9.4	33
Meeks	78	1663	205	530	.387	86	96	.896	37	134	171	69	103	0	58	52	5	618	7.9	24
Blake	45	1175	114	270	.422	27	35	.771	21	111	132	173	83	2	34	62	6	327	7.3	24
Clark	59	1363	170	386	.440	53	76	.697	82	243	325	65	102	0	36	62	44	428	7.3	22
Hill	29	458	77	155	.497	40	61	.656	82	84	166	13	55	0	8	26	19	194	6.7	17
Morris	48	683	73	188	.388	24	37	.649	24	33	57	76	58	0	21	45	2	194	4.0	15
Ebanks	19	197	24	73	.329	11	14	.786	10	31	41	10	23	0	3	11	1	65	3.4	15
Duhon	46	820	47	123	.382	6	13	.462	11	57	68	133	56	0	20	40	1	133	2.9	14
Sacre	32	203	18	48	.375	7	11	.636	9	25	34	6	38	1	0	10	10	43	1.3	10
Goudelock	1	6	0	2	.000	0	0	---	1	0	1	0	0	0	0	0	0	0	0	0
Johnson-Odom*	4	6	0	2	.000	0	0	---	1	3	4	1	0	0	0	0	0	0	0	0

DATE	OPPONENT	BOX SCORE	W / L	DATE	OPPONENT	BOX SCORE	W / L
Oct. 30	Dallas	L 91-99	0-1	Jan. 23	@ Memphis	L 93-106	17-25
Oct. 31	@ Portland	L 106-116	0-2	Jan. 25	Utah	W 102-84	18-25
Nov. 2	L.A. Clippers	L 95-105	0-3	Jan. 27	Oklahoma City	W 105-96	19-25
Nov. 4	Detroit	W 108-79	1-3	Jan. 29	New Orleans	W 111-106	20-25
Nov. 7	@ Utah	L 86-95	1-4	Jan. 30	@ Phoenix	L 86-92	20-26
Nov. 9	Golden State	W 101-77	2-4	Feb. 1	@ Minnesota	W 111-100	21-26
Nov. 11	Sacramento	W 103-90	3-4	Feb. 3	@ Detroit	W 98-97	22-26
Nov. 13	San Antonio	L 92-84	3-5	Feb. 5	@ Brooklyn	W 92-83	23-26
Nov. 16	Phoenix	W 114-102	4-5	Feb. 7	@ Boston	L 95-116	23-27
Nov. 18	Houston	W 119-108	5-5	Feb. 8	@ Charlotte	W 100-93	24-27
Nov. 20	Brooklyn	W 95-90	6-5	Feb. 10	@ Miami	L 97-107	24-28
Nov. 21	@ Sacramento	L 97-113	6-6	Feb. 12	Phoenix	W 91-85	25-28
Nov. 23	@ Memphis	L 98-106	6-7	Feb. 14	L.A. Clippers	L 101-125	25-29
Nov. 24	@ Dallas	W 115-89	7-7	Feb. 20	Boston	W 113-99	26-29
Nov. 27	Indiana	L 103-113	7-8	Feb. 22	Portland	W 111-107	27-29
Nov. 30	Denver	W 122-103	8-8	Feb. 24	@ Dallas	W 103-99	28-29
Dec. 2	Orlando	L 103-113	8-9	Feb. 25	@ Denver	L 108-119	28-30
Dec. 4	@ Houston	L 105-107	8-10	Feb. 28	Minnesota	W 116-94	29-30
Dec. 5	@ New Orleans	W 103-87	9-10	Mar. 3	Atlanta	W 99-98	30-30
Dec. 7	@ Oklahoma City	L 108-114	9-11	Mar. 5	@ Oklahoma City	L 105-122	30-31
Dec. 9	Utah	L 110-117	9-12	Mar. 6	@ New Orleans	W 108-102	31-31
Dec. 11	@ Cleveland	L 94-100	9-13	Mar. 8	Toronto	W 118-116(OT)	32-31
Dec. 13	@ New York	L 107-116	9-14	Mar. 10	Chicago	W 90-81	33-31
Dec. 14	@ Washington	W 102-96	10-14	Mar. 12	@ Orlando	W 106-97	34-31
Dec. 16	@ Philadelphia	W 111-98	11-14	Mar. 13	@ Atlanta	L 92-96	34-32
Dec. 18	Charlotte	W 101-100	12-14	Mar. 15	@ Indiana	W 99-93	35-32
Dec. 22	@ Golden State	W 118-115(OT)	13-14	Mar. 17	Sacramento	W 113-102	36-32
Dec. 25	New York	W 100-94	14-14	Mar. 18	@ Phoenix	L 76-99	36-33
Dec. 26	@ Denver	L 114-126	14-15	Mar. 22	Washington	L 100-103	36-34
Dec. 28	Portland	W 104-87	15-15	Mar. 25	@ Golden State	L 103-109	36-35
Jan. 1	Philadelphia	L 99-103	15-16	Mar. 27	@ Minnesota	W 120-117	37-35
Jan. 4	@ L.A. Clippers	L 102-107	15-17	Mar. 28	@ Milwaukee	L 103-113	37-36
Jan. 6	Denver	L 105-112	15-18	Mar. 30	@ Sacramento	W 103-98	38-36
Jan. 8	@ Houston	L 112-125	15-19	Apr. 2	Dallas	W 101-81	39-36
Jan. 9	@ San Antonio	L 105-108	15-20	Apr. 5	Memphis	W 88-84	40-36
Jan. 11	Oklahoma City	L 101-116	15-21	Apr. 7	@ L.A. Clippers	L 95-109	40-37
Jan. 13	Cleveland	W 113-93	16-21	Apr. 9	New Orleans	W 104-96	41-37
Jan. 15	Milwaukee	W 104-88	17-21	Apr. 10	@ Portland	W 113-106	42-37
Jan. 17	Miami	L 90-99	17-22	Apr. 12	Golden State	W 118-116	43-37
Jan. 20	@ Toronto	L 103-108	17-23	Apr. 14	San Antonio	W 91-86	44-37
Jan. 21	@ Chicago	L 83-95	17-24	Apr. 17	Houston	W 99-95 (OT)	45-37





Early draft records are incomplete, so until 1956, players are listed in the order in which they were selected. Round & overall selection indicated for each player thereafter.

1948

1. Cliff Crandall	Oregon St.
- Arnie Ferrin	Utah
- Earl Gardner	DePauw
- Dee Gibson	Western Kentucky
- Chuck Hanger	California
- Ken Jastrow	Denver
- Bob Lowther	Louisiana St.
- Junior Skogland	Gustavus Adolphus
- Quentin Stinson	Southern Illinois
- Johnny Orr	Beloit

1949

1. Vern Mikkelsen	Hamline
- Bob Harrison	Michigan

1950

1. Kevin O'Shea	Notre Dame
- Hal Haskins	Hamline
- Howie Williams	Purdue
- Bud Grant	Minnesota
- Ed Beach	West Virginia
- Wayne Glasgow	Oklahoma
- Joe Hutton	Hamline
- Newt Benson	Wisconsin-River Falls
- Jim Reilly	Swarthmore
- Andy Butchko	Purdue

1951

1. Whitey Skoog	Minnesota
- Lew Hitch	Kansas St.
- Bob Payne	Oregon St.
- Gale McArthur	Oklahoma A&M
- Leo Vander Kuy	Michigan
- Deward Dopson	Arkansas Tech
- Ed Head	Kansas St.

1952

1. Tom Ackerman	West Liberty
- Jim Bishop	Mississippi Southern
- Rod Fletcher	Illinois
- Cliff Haag	Wyoming
- Jim Holstein	Cincinnati
- Bob Holt	Tulane
- Tom Katsimpalis	Eastern Illinois
- Clyde Lovellette	Kansas
- Dick Means	Minnesota
- Dwight Morrison	USC
- Carl McNulty	Purdue
- Ed Ramiraz	Centenary
- Don Schneider	Arizona
- Gene Smith	Xavier (Ohio)
- Gene Smith	Huron
- Homer Spain	Union (Tenn.)
- John Wallesea	Memphis St.

1953

1. Jim Fritsche	Hamline
- Ron Feiereisel	DePaul
- Hartly Kruger	Idaho
- Ken Flowers	USC
- Zippy Morocco	Georgia
- Pete Silas	Georgia Tech
- Lloyd Olmstead	Cornell (Iowa)
- Joe Richey	Brigham Young
- Hank Budde	Xavier (Ohio)
- Walt Kearns	Arkansas
- Bill Chambers	William & Mary
- Harold Christensen	Brigham Young
- Bob Gelle	Minnesota
- Lloyd Thorgaard	Hamline
- Bob Gussner	Hamline
- Chuck Wolfe	North Dakota
- Doug Atkins	Tennessee
- Roger Kuss	River Falls St.

1954

1. Ed Kalafat	Minnesota
- Al Bianchi	Bowling Green
- Don Lance	Rice
- Gene Schwinger	Rice
- Buzz Bennett	Minnesota
- Nick Revon	Mississippi Southern
- Dan Finch	Vanderbilt
- Bob Hopkins	Pasadena
- Dick Garmaker	Minnesota
- John Blever	Northwestern

1955

1. Bill Banks	SW Texas
- Don Boldebeck	Houston
- Don Bragg	St. Louis
- Dick Boushka	UCLA
- Don Bragg	UCLA
- Dick Garmaker	Minnesota
- K.C. Jones	San Francisco
- Chuck Mencil	Minnesota
- John Miller	Ohio St.
- Jim Scott	West Texas
- Bill Warden	North Central (Ill.)
- O'Neal Weaver	Midwestern (Tex.)

1956

1. Elgin Baylor	Seattle
- Jim Paxson	Dayton
- Terry Rand	Marquette
- Jerry Bird	Kentucky
- Lloyd Aubrey	Notre Dame
- Bill Reigel	McNeese St.
- Phil Jordon	Whitworth
- John Barber	Cal St. Los Angeles
- Sam Jones	North Carolina Coll.
- Jim Springer	Gustavus Adolphus
- Phil Grawmeyer	Kentucky
- Robert Hodgson	Wichita
- Carl Widseth	Tennessee
- John Patzward	Gustavus Adolphus

1957

1. Jim Krebs	SMU	(3)
2. Harvey Schmidt	Illinois	(11)
3. Jim Spivey	SE Oklahoma	(19)
4. George Brown	Wayne St.	(27)
5. Gary Thompson	Iowa St.	(35)
6. Phil Murrell	Drake	(43)
7. George Ferguson	Michigan	(51)
8. John Haaven	North Dakota	(58)
9. Jim Sutton	N. Dakota St.	(65)
10. Gordon Fosness	Dakota Wesleyan	(71)

1958

1. Elgin Baylor	Seattle	(1)
2. Steve Hamilton	Morehead St.	(9)
3. Alex Ellis	Niagara	(16)
4. George Kline	Minnesota	(24)
5. Quitman Sullins	Murray St.	(32)
6. Al Inness	St. Francis (NY)	(40)
7. Jim Bond	Pasadena	(48)
8. Ed Brinkley	Clemson	(56)
9. Joe Hobbs	Florida	(63)
10. Shorty Patterson	Gustavus Adolphus	(69)
11. Hal Duffy	Oregon	(74)
12. Gary Simmons	Idaho	(78)
13. Jerry Alcom	Fresno St.	(82)

1959

1. Tom Hawkins	Notre Dame	(3)
2. Rudy LaRusso	Dartmouth	(10)
3. Bob Smith	West Virginia	(18)
4. Wilson Eison	Purdue	(26)
5. Bobby Joe Mason	Bradley	(34)
6. Jim Henry	Vanderbilt	(42)
7. Charley Grote	Georgetown (Ky.)	(50)
8. Leon Hill	Texas Tech	(57)
9. Jim Mudd	N. Texas St.	(63)
10. Roger Johnson	Minnesota	(69)
11. Jack Evans	Superior St.	(75)
12. Vern Baggenstoss	St. Cloud St.	(79)
13. Dwayne Smith	Gustavus Adolphus	(81)

1960

1. Jerry West	West Virginia	(2)
3. Jim Hagen	Tenn. Tech	(18)
4. Wally Frank	Kansas St.	(26)
5. George Farley	Cornell	(34)
6. Bobby Goodall	Tulsa	(42)
7. Howard Joliff	Ohio	(50)
8. John Werhas	USC	(57)
9. Claude Lefevre	Gonzaga	(64)
10. Dick Harvey	Creighton	(70)
11. Sterling Forbes	Pepperdine	(75)
12. Willie Jones	American	(79)

1961

1. Wayne Yates	Memphis St.	(5)
2. Fred Sawyer	Louisville	(13)
3. Frank Burgess	Gonzaga	(27)
4. Charles Hanke	Missouri	(36)
5. Bill Lickert	Kentucky	(45)
6. Bill McClintock	California	(54)
7. Albert Alamanza	Texas	(63)
8. Bill Ellis	UCLA	(72)
9. Carl Anderson	Oregon St.	(80)
10. Robert Williams	Hancock	(87)
11. Howard Hurst	Duke	(95)





LAKERS ALL-TIME DRAFT CHOICES

1962

1. Leroy Ellis	St. Johns	(6)
2. Gene Wiley	Wichita St.	(15)
3. John Greene	UCLA	(24)
4. Jan Loudermilk	SMU	(33)
5. Art Whinsant	S. Carolina	(42)
6. Buck Keller	Virginia Tech	(51)
8. Bill Garner	Oregon St.	(70)
9. Bill Matson	Minnesota	(79)

1963

1. Roger Strickland	Jacksonville	(7)
2. Jim King	Tulsa	(13)
2. Mel Gibson	W. Carolina	(16)
3. Lyle Harger	Houston	(25)
4. Layton Johns	Auburn	(34)
5. Larry Jones	Toledo	(43)
6. Warren Slade	Westminster	(52)
7. Gordie Martin	USC	(62)

1964

1. Walt Hazzard	UCLA	(1)
2. Cotton Nash	Kentucky	(14)
3. Tom Does	Stanford	(23)
4. Henry Finkel	Dayton	(32)
5. John Savage	N. Texas St.	(41)
6. Troy Collier	Utah St.	(50)
7. Steve Anstett	Portland	(59)
9. Jay Buckley	Duke	(68)

1965

1. Gail Goodrich	UCLA	(3)
2. John Fairchild	BYU	(15)
3. Jim Caldwell	Georgia Tech	(24)
4. Brooks Henderson	Florida	(33)
5. A.W. Davis	Tennessee	(42)
6. Theo Cruze	Seattle	(48)
7. Dwayne Cruze	Idaho St.	(57)
8. George Unsel	Kansas	(68)
9. Marlbert Pratt	Dillard	(75)
10. Don Rae	Montana St.	(81)
11. Bob Andrews	Alabama	(87)

1966

1. Jerry Chambers	Utah	(7)
2. Henry Finkel	Dayton	(17)
3. John Block	USC	(27)
4. Archie Clark	Minnesota	(37)
5. Stan Washington	Michigan St.	(48)
6. Keith Thomas	Vanderbilt	(57)
7. Tab Jackson	Idaho College	(66)
8. John Wetzel	Virginia Tech	(76)
9. Julian Hammond	Tulsa	(83)
10. Mike Rooney	Oklahoma	(90)
11. George Grams	Purdue	(97)

1967

2. Randy Mahaffey	Clemson	(16)
3. Dwight Smith	W. Kentucky	(23)
4. Cliff Anderson	St. Josephs	(35)
5. Joe Allen	Bradley	(47)
6. Gary Keller	Florida	(59)
7. Jamie Thompson	Wichita St.	(71)
8. Don Carlos	Otterbein	(83)
9. Jay McMillan	Maryland	(94)
10. Don Kruze	Houston	(105)
11. Nick Pino	Kansas St.	(116)
12. Ben Monroe	New Mexico	(127)
13. Gary Jones	Iowa	(137)

1968

1. Bill Hewitt	USC	(11)
4. Ed Biedenback	N. Carolina St.	(45)
5. Lou Shepard	SW Missouri St.	(59)
6. Nick Pino	Kansas St.	(73)
7. Dennis Hrcka	Hillsdale	(87)
8. John Smith	USC	(101)
9. George Stone	Marshall	(115)
10. Charles Alford	E. Carolina	(129)
11. Harry Singletary	Presbyterian	(142)
12. Reggie Lacefield	W. Michigan	(155)
13. Harvey Mumford	Montana St.	(167)
14. John Godfrey	Ablene Christ.	(178)
15. John Baum	Temple	(187)
16. Mike Eberle	Wyoming	(195)

1969

1. Willie McCarter	Drake	(12)
1. Rick Roberson	Cincinnati	(15)
2. Dick Garrett	S. Illinois	(27)
5. Wilber Jones	Albany St.	(69)
6. Dick Grubar	N. Carolina	(83)
7. Kari Limbo	BYU	(97)
8. Joe Smith	Oklahoma St.	(111)
9. Jim Smith	N. Illinois	(125)
10. Phil Argento	Kentucky	(139)
11. Ron Peret	Texas A&M	(153)
12. Jack Gillespie	Montana St.	(166)
13. Mallory Chestnut	Tuskegee	(178)
14. Mack Calvin	USC	(187)

1970

1. Jim McMillian	Columbia	(13)
2. Earnest Killum	Stetson	(30)
4. Larry Mikan	Minnesota	(64)
5. John Fulz	Rhode Island	(81)
6. Jerry Kroll	Davidson	(98)
7. W. Woods	E. Kentucky	(115)
8. Rick Mount	Purdue	(132)
9. Bobby Sands	Pepperdine	(149)
10. Kindell Stephens	Fisk	(166)
11. Bob Duklet	Boston College	(181)
12. Dewey Varner	Tuskegee	(192)
13. Garry Elliott	Washington	(202)
14. Ron Sanford	New Mexico	(212)
15. Will Teague	Youngstown	(221)
16. Pete Walthour	Fort Valley	(228)
17. Bob Thate	Occidental	(233)

1971

1. Jim Clemons	Ohio St.	(13)
4. Roger Brown	Kansas	(64)
5. Lee Dedmon	N. Carolina	(81)
6. Bill Brickhouse	Montana St.	(98)
7. Gene Gathers	Bradley	(115)
8. Luke Adams	Lamar Tech	(132)
9. Bob Cheeks	Whittier	(148)
10. Cliff Mosely	Quinnipiac	(164)

1972

1. Travis Grant	Kentucky St.	(13)
2. Jim Price	Louisville	(16)
2. Paul Stovall	Arizona St.	(22)
3. Gregg Northington	Ala. St.	(47)
5. Glen Summers	Gannon	(80)
6. Sam Simmons	Bradley	(97)

1973

1. Kermit Washington	American	(5)
2. Bill Schaeffer	St. Johns	(23)
2. Jim Chones	Marquette	(31)
2. John Perry	Pan American	(34)
4. Larry Finch	Memphis St.	(68)
5. Kresimer Cosic	BYU	(84)
6. David Brent	Jacksonville	(102)
7. Nate Hawthorne	S. Illinois	(118)
8. Roy McPipe	E. Montana	(136)

1974

1. Brian Winters	S. Carolina	(12)
2. Bill Knight	Pittsburgh	(21)
3. Jim Bradley	N. Illinois	(48)
4. Ron de Vries	Illinois St.	(67)
5. Seymour Reed	Bradley	(84)
6. Billy Morris	St. Louis	(103)
7. Dennis Van Zant	Azusa Pacific	(120)
8. Bob Florence	UNLV	(139)

1975

1. David Meyers	UCLA	(2)
1. Junior Bridgeman	Louisville	(8)
4. C.J. Kupec	Michigan	(56)
5. Charles Russell	Alabama	(74)
6. Don Ford	USCB	(92)
7. Rick Suttle	Kansas	(110)
8. Mike Cashman	Willamette	(128)

1976

2. Earl Tatum	Marquette	(21)
3. Mike Dabney	Rutgers	(36)
3. Tom Abernathy	Indiana	(43)
4. Wayman Britt	Michigan	(60)
6. Ed Schweitzer	Stanford	(95)
7. Tom Lipsey	Cal St. L.A.	(113)
8. Ed Gregg	Utah St.	(132)
9. David Pickett	Northeast	(151)

1977

1. Kenny Carr	N. Carolina St.	(6)
1. Brad Davis	Maryland	(15)
1. Norm Nixon	Duquesne	(22)
3. James Edwards	Washington	(46)
4. Tony Robertson	West Virginia	(88)
5. John Robinson	Michigan	(110)
6. Grove Woolard	Murray St.	(131)
7. Lars Hansen	Washington	(151)
8. Art Allen	Pepperdine	(170)

1978

2. Ron Carter	VMI	(26)
2. Lew Massey	NC Charlotte	(38)
3. Michael Cooper	New Mexico	(60)
4. Harold Robertson	Lincoln	(82)
5. Carlos Terry	Winston-Salem	(104)
6. Kim Stewart	Washington	(126)
7. Larry Paige	Colorado St.	(147)

1979

1. Earvin Johnson	Michigan St.	(1)
1. Brad Holland	UCLA	(14)
2. Oliver Mack	E. Carolina	(25)
2. Victor King	Louisiana Tech	(39)
2. Mark Young	Fairfield	(41)
3. Walter Daniels	Georgia	(60)
4. Ray White	Mississippi St.	(79)
4. Ricky Reed	Temple	(81)



LAKERS ALL-TIME DRAFT CHOICES



1980

2. Wayne Robinson	Virginia Tech	(31)
2. Butch Carter	Indiana	(37)
4. Tony Jackson	Florida St.	(87)
4. Ron Baxter	Texas	(91)
5. Rick Raivio	Portland	(114)
5. Odis Boddie	N. Alabama	(117)
7. Charles Davis	Vanderbilt	(160)
8. Melvin Hooker	Edinboro	(177)

1981

1. Mike McGee	Michigan	(19)
2. Harvey Knuckles	Toledo	(39)
2. Elvis Rolle	Florida St.	(42)
3. Zam Fredrick	S. Carolina	(51)
3. Ron Cornelius	Pacific	(65)
4. Kevin McKenna	Creighton	(88)
5. Craig Watts	N. Carolina St.	(111)
6. Kevin Singleton	California	(134)
7. Larry Petty	Wisconsin	(157)
8. Jay Triano	Simon Fraser	(179)

1982

1. James Worthly	N. Carolina	(1)
2. Willie Jones	Vanderbilt	(54)
3. Mike Hackett	Jacksonville	(67)
4. Craig McCormick	W. Kent.	(90)
5. Howard McNeil	Seton Hall	(113)
6. Lynden Rose	Houston	(137)
7. Maurice Williams	USC	(160)
8. Micah Blunt	Tulane	(183)
9. Tim Byrne	Rutgers	(204)

1983

3. Orlando Phillips	Pepperdine	(69)
4. Terry Lewis	Mississippi St.	(92)
5. Dan Dixon	Alabama A&M	(115)
6. Mark Steele	Colorado St.	(138)
7. Ricky Mixon	Cal St. Fullerton	(161)

1984

1. Earl Jones	District of Col.	(23)
3. George Singleton	Furman	(69)
4. John Revelli	Stanford	(92)
5. Lance Berwald	N. Dakota St.	(115)
6. Keith Jones	Stanford	(138)
7. Richard Haenisch	Chaminade	(161)

1985

1. A.C. Green	Oregon St.	(23)
4. Dexter Shouse	S. Alabama	(92)
5. Timo Sarrealainen	BYU	(115)
6. Tony Neal	Cal St. Fullerton	(138)
7. Keith Cieplicki	Wil. & Mary	(161)

1986

1. Ken Barlow	Notre Dame	(23)
2. Ron Kellogg	Kansas	(42)
3. Andre Turner	Memphis St.	(69)
4. Dale Blaney	West Virginia	(92)
5. Roger Harden	Kentucky	(115)
6. Walter Downing	Marquette	(138)
7. Mark Coleman	Mississippi St.	(161)

1987

3. Willie Glass	St. Johns	(69)
4. Ralph Tally	Norfolk St.	(92)
5. Kenny Travis	New Mexico St.	(115)
6. Frank Ford	Auburn	(138)
7. Ron Vanderschaaf	C. Washington	(161)

1988

1. David Rivers	Notre Dame	(25)
-----------------	------------	------

1989

1. Vlade Divac	Yugoslavia	(26)
----------------	------------	------

1990

1. Elden Campbell	Clemson	(27)
2. Tony Smith	Marquette	(51)

1991

2. Anthony Jones	Oral Roberts	(52)
------------------	--------------	------

1992

1. Anthony Peeler	Missouri	(15)
2. Duane Cooper	USC	(36)

1993

1. George Lynch	N. Carolina	(12)
2. Nick Van Exel	Cincinnati	(37)

1994

1. Eddie Jones	Temple	(10)
----------------	--------	------

1995

2. Frankie King	W. Carolina	(37)
-----------------	-------------	------

1996

1. Derek Fisher	Ark.-Little Rock	(24)
-----------------	------------------	------

1997

2. DeJuan Wheat	Louisville	(52)
2. Paul Rogers	Gonzaga	(54)

1998

1. Sam Jacobson	Minnesota	(26)
2. Ruben Patterson	Cincinnati	(31)
2. Toby Bailey	UCLA	(45)

1999

1. Devean George	Augsburg	(23)
2. John Celestand	Villanova	(30)

2000

1. Mark Madsen	Stanford	(29)
----------------	----------	------

2001

No Picks

2002

1. Chris Jeffries	Fresno St.	(27)
-------------------	------------	------

2003

1. Brian Cook	Illinois	(24)
2. Luke Walton	Arizona	(32)

2004

1. Sasha Vujacic	Slovenia	(27)
2. Marcus Douthit	Providence	(56)

2005

1. Andrew Bynum	St. Josephs HS	(10)
2. Ronny Turiaf	Gonzaga	(37)
2. Von Wafer	Florida St.	(39)

2006

1. Jordan Farmar	UCLA	(26)
2. Cheick Samb	Senegal	(51)

2007

1. Javaris Crittenton	Georgia Tech	(19)
2. Sun Yue	China	(40)
2. Marc Gasol	Spain	(48)

2008

2. Joe Crawford	Kentucky	(58)
-----------------	----------	------

2009

1. Toney Douglas	Florida State	(29)
2. Patrick Beverley	Arkansas	(42)
2. Chinemelu Elonu	Texas A&M	(59)

2010

2. Devin Ebanks	West Virginia	(43)
2. Derrick Caracter	UTEP	(58)

2011

2. Darius Morris	Michigan	(41)
2. Andrew Goudelock	Charleston	(46)
2. C. Maduabum	Nigeria	(56)
2. Ater Majok	Sudan	(58)

2012

2. Robert Sacre	Gonzaga	(60)
-----------------	---------	------

2013

2. Ryan Kelly	Duke	(48)
---------------	------	------





ALL-TIME TRANSACTIONS

1948-49

8/30/48 Purchased Mike Bloom from Boston.
 12/1/48 Released Mike Bloom.
 2/7/49 Purchased Whitey Kachan from Chicago.

1949-50

6/22/49 Purchased Gene Stump from Boston.
 12/7/49 Purchased Billy Hassett from Tri-City.
 12/21/49 Sold Paul Walther to Indianapolis.

1950-51

12/11/50 Sold Ed Beach to Tri-City.
 1/9/51 Drafted Dick Schnittker from Washington in the Dispersal Draft.

1951-52

9/21/51 Sold Kevin O'Shea to Milwaukee.
 10/10/51 Purchased Howie Schultz from Ft. Wayne.
 1/26/52 Purchased Pep Saul from Baltimore.

1952-53

None

1953-54

10/27/53 Sold Lew Hitch to Milwaukee.
 12/21/53 Traded Bobby Watson to Milwaukee for Lew Hitch.
 2/2/54 Sold Bob Harrison to Milwaukee.

1954-55

9/18/54 Traded Pep Saul to Milwaukee for Don Sunderlage.
 11/28/54 Drafted Bob "Slick" Leonard from Baltimore in the Dispersal Draft.

1955-56

11/28/55 Sold Jim Holstein to Ft. Wayne.
 12/16/55 Purchased Johnny Horan from Ft. Wayne.

1956-57

10/24/56 Sold Al Bianchi to Syracuse.
 10/26/56 Traded Jerry Bird, Phil Jordon & Slater Martin to New York for Walter Dukes & Burdette Haldorson.
 4/17/57 Traded Clyde Lovelette & Jim Paxson to Rochester for Bob Burrow, Ed Fleming, "Hot" Rod Hundley, Monk Meineke & Art Spoelstra.
 4/17/57 Traded Ed Kalafat to Ft. Wayne for Corky Devlin.

1957-58

9/12/57 Traded Walter Dukes to Detroit for Larry Foust.
 2/5/58 Traded Art Spoelstra to New York for Bo Erias and cash considerations.
 2/16/58 Traded Dick Boushka & Terry Rand to St. Louis for Frank Selvy.

1958-59

None.

1959-60

12/1/59 Purchased Ron Sobie from New York.
 12/15/59 Purchased Frank Selvy from Syracuse.
 1/24/60 Traded Dick Garmaker and a 1960 2nd round draft pick to New York for Ray Felix and a 1960 4th round draft pick.
 2/1/60 Traded Larry Foust to St. Louis for Nick Mantis, Chuck Share & Willie Merriweather.

1960-61

10/24/60 Signed free agent Gary Alcorn.
 12/15/60 Waived Gary Alcorn
 12/15/60 Purchased Ron Johnson from Detroit.
 4/26/61 Bob Leonard drafted by Chicago in Expansion Draft.
 6/21/61 Signed free agent Bob Sims.

1961-62

n/a Released Gary Alcorn and Ron Johnson.
 12/1/61 Sold Bob Sims to St. Louis.
 12/1/61 Purchased Bob McNeil from Philadelphia.
 n/a Released Bob McNeil, Ray Felix, Wayne Yates & Bob Smith.
 Howard Jolliff retired.

1962-63

9/5/62 Purchased Dick Barnett from Syracuse.
 9/14/62 Traded Tom Hawkins to Cincinnati for a 1963 2nd round draft pick.
 Rod Hundley retired.
 n/a Released Rod Horn.

1963-64

9/6/63 Claimed Don Nelson off of waivers from Chicago.
 9/24/63 Claimed Hub Reed off waivers from Cincinnati.
 Frank Selvy and Jim Krebs retired.
 10/1/63 Roger Strickland claimed off waivers by Baltimore.
 4/16/64 Purchased Darrall Imhoff from Detroit.
 5/1/64 Hub Reed claimed off waivers by New York.
 5/1/64 Waived Mel Gibson.

1964-65

1/28/65 Purchased Bill McGill from Grand Rapids of the North American League.
 n/a Released Jerry Grote, Bill McGill & Charles Nash.

1965-66

10/14/65 Traded Dick Barnett to New York for Bob Boozer.
 2/1/66 Signed free agent Tom Hoover.
 5/1/66 Bob Boozer & Jim King are selected by Chicago in the Expansion Draft.
 5/11/66 Purchased Hank Finkel from Chicago.
 n/a Released John Fairchild, Tom Hoover & Don Nelson.
 Gene Wiley retired.

1966-67

9/14/66 Purchased Tom Hawkins from Cincinnati.
 9/22/66 Traded Leroy Ellis to Baltimore for Jim Barnes.
 1/16/67 Traded Rudy LaRusso and a 1967 1st round draft pick to Detroit for Mel Counts (Detroit sent Ray Scott to Baltimore, who, in turn, sent Counts to LA).
 5/1/67 John Block (San Diego), Henry Finkel (San Diego) & Walt Hazzard (Seattle) are selected in the Expansion Draft.

1967-68

10/21/67 Signed free agent Dennis Hamilton
 1/9/68 Traded Jim Barnes and a 1968 3rd round draft pick to Chicago for Erwin Mueller.
 1/12/68 Claimed Fred Crawford on waivers from New York.
 5/2/68 Signed free agent Jay Carty.
 5/6/68 Gail Goodrich, Dennis Hamilton & John Wetzel are selected by Phoenix in the Expansion Draft.

1968-69

7/9/68 Traded Jerry Chambers, Archie Clark & Darrell Imhoff to Philadelphia for Wilt Chamberlain.
 9/23/68 Traded Erwin Mueller to Chicago for Keith Erickson.
 10/8/68 Purchased John Egan from Milwaukee.
 10/17/68 Waived Ed Biedenbach.



1969-70

- 9/9/69 Acquired Mike Lynn from Chicago for a 1971 3rd round draft pick.
- 9/18/69 Sold Fred Crawford to Milwaukee.
Released Cliff Anderson & Jay Carty.
Tom Hawkins retired.
- 11/27/69 Traded Bill Hewitt and a 1970 3rd round draft pick to Detroit for Happy Hairston.
- 1/23/70 Purchased John Tresvant from Seattle.
- 5/10/70 Dick Garrett (Buffalo), Mike Lynn (Buffalo) & John Egan (Cleveland) are selected in Expansion Draft.
- 5/20/70 Traded Mel Counts to Phoenix for Gail Goodrich.

1970-71

- 8/28/70 Claimed Fred Hetzel from Portland on waivers.
- 10/7/70 Claimed Pat Riley from Portland on waivers.
- 11/11/70 Traded John Tresvant to Baltimore for a 1972 2nd round draft pick.

1971-72

- 9/11/71 Acquired LeRoy Ellis from Portland for a 1972 2nd round draft pick and cash considerations.
- 9/20/71 Acquired Flynn Robinson from Cincinnati for a 1971 2nd round draft pick.
- 9/20/71 Waived Fred Hetzel, Willie McCarter & Earnie Killum.
- 10/13/71 Traded Rick Roberson to Cleveland for a 1972 2nd round draft pick and 1973 1st & 2nd round draft picks.
- 10/13/71 Claimed John Trapp on waivers from Houston.
- 11/5/71 Elgin Baylor retired.

1972-73

- 8/31/72 Traded Jim Cleamons to Cleveland for a 1974 2nd round draft choice.
- 9/19/72 Traded Paul Stovall to Phoenix for a 1974 2nd round draft pick and an additional future selection.
- 10/20/72 Released Roger Brown.
- 11/2/72 Traded LeRoy Ellis & John Trapp to Philadelphia for Mel Counts & Bill Bridges.
- 12/6/72 Traded Flynn Robinson to Baltimore for a 1973 2nd round draft pick.
- 12/6/72 Signed free agent Bill Turner.

1973-74

- 8/23/73 Acquired Stan Love from Baltimore in exchange for a 2nd round draft choice and cash considerations.
- 9/17/73 Traded Jim McMillian to Buffalo for Elmore Spencer.
- 10/30/73 Waived Travis Grant.
- 11/1/73 Traded Keith Erickson and a 1974 2nd round draft pick to Phoenix for Connie Hawkins.
- 5/17/74 Traded Jim Chones to Cleveland for a 1975 1st round draft pick.
- 6/14/74 Traded Mel Counts to New Orleans for future considerations.

1974-75

- 9/6/74 Signed Cazzie Russell and sent a 1976 1st round draft pick to Golden State as compensation.
- 10/3/74 Acquired Zelmo Beatty from Atlanta for a 1975 2nd round draft pick and cash considerations.
- 11/11/74 Traded Jim Price to Milwaukee for Lucius Allen.
- 11/28/74 Acquired Corky Calhoun from Phoenix for a 1976 2nd round draft pick and 1977 3rd round draft pick.
- 12/6/74 Waived Bill Bridges.
- 12/6/74 Acquired Stu Lantz from New Orleans for a 1975 3rd round draft pick and cash considerations.
- 2/10/75 Waived Stan Love.
- 6/16/75 Traded Elmore Smith, Brian Winters, Dave Meyers, & Junior Bridgeman to Milwaukee for Kareem Abdul-Jabbar & Walt Wesley.

1975-76

- 8/8/75 Traded Connie Hawkins to Atlanta for a 1976 3rd round draft pick.
- 9/24/75 Acquired Ron Williams from Milwaukee for a 1976 5th round draft pick.
- 10/1/75 Signed free agent Donnie Freeman.
- 10/21/75 Waived Happy Hairston.
- 10/22/75 Purchased Cornell Warner from Milwaukee.
- 10/28/75 Signed free agent Jim McDaniels.
- 10/30/75 Waived Walt Wesley.
- 11/3/75 Traded Pat Riley to Phoenix for two future draft picks.
- 11/26/75 Waived Ron Williams.
- 1/20/76 Acquired John Roche from Phoenix for future draft considerations.
- 1/21/76 Signed free agent Cliff Meely.
- 2/9/76 Waived Jim McDaniels.
- 5/10/76 Signed free agent Mack Calvin.

1976-77

- 7/19/76 Gail Goodrich signs with New Orleans as a veteran free agent.
- 8/5/76 Traded a 1977 2nd round pick & 1978 1st round pick to New Orleans in exchange for a 1977 1st round pick, 1978 1st round pick & 1980 2nd round pick as compensation for Jazz signing Gail Goodrich.
- 9/16/76 Signed free agent Don Chaney.
- 9/29/76 Waived Cliff Meely.
- 10/4/76 Traded future draft pick to Chicago for Allen Murphy.
- 10/5/76 Waived Donnie Freeman.
- 10/6/76 Waived John Roche.
- 10/22/76 Signed Cornell Warner.
- 10/4/76 Acquired Allen Murphy from Chicago for future considerations.
- 10/5/76 Waived Don Freeman & John Roche
- 10/18/76 Waived Corky Calhoun & Wayman Britt.
- 10/20/76 Acquired Bo Lamar from Detroit for future considerations.
- 11/2/76 Signed free agent Marvin Roberts.
- 11/2/76 Waived Allen Murphy.
- 11/2/76 Released Cornell Warner.
- 11/16/76 Traded Malvin Calvin to San Antonio for a 1977 1st round draft pick and cash considerations.
- 11/19/76 Signed free agent Johnny Neumann.

1977-78

- 6/6/77 Traded Lucius Allen to Kansas City for Ollie Johnson & 1st and 2nd round draft picks in 1978.
- 6/9/77 Traded Johnny Neumann to Buffalo for a 1977 3rd round draft choice.
- 7/13/77 Signed Jamaal Wilkes as a veteran free agent, sending cash and a 1978 1st round draft pick to Golden State as compensation.
- 9/7/77 Acquired Ernie DiGregorio from Buffalo for future considerations.
- 9/27/77 Waived C.J. Kupec.
- 9/30/77 Traded Ollie Johnson to Atlanta for Lou Hudson.
- 10/17/77 Traded Tony Robertson to Atlanta for a 1979 4th round draft pick.
- 10/17/77 Waived Cazzie Russell.
- 12/13/77 Acquired Adrian Dantley & Dave Robisch from Indiana for Earl Tatum & James Edwards.
- 12/27/77 Acquired Charlie Scott from Boston in exchange for Don Chaney, Kermit Washington and a 1978 1st round draft pick.
- 1/30/78 Waived Ernie DiGregorio.



ALL-TIME TRANSACTIONS

1978-79

- 6/8/78 Traded Tom Abernethy to Buffalo for a 1978 2nd round draft pick.
6/26/76 Traded Charlie Scott to Denver for Ron Boone and two 1979 2nd round draft picks.
8/24/78 Signed free agent Derrek Dickey.
9/14/78 Waived Carlos Terry.
10/12/78 Released Derrek Dickey.
10/27/78 Signed Jim Price as a veteran free agent and sent a 1980 2nd round pick to Detroit as compensation.
10/27/78 Waived Brad Davis.

1979-80

- 7/7/79 Signed free agent Irv Kiffin.
8/9/79 Waived Jim Price.
9/13/79 Traded Adrian Dantley to Utah for Spencer Haywood.
10/4/79 Waived Ron Carter.
10/5/79 Acquired Jim Chones from Cleveland for Dave Robisch and a 1980 3rd round draft choice.
10/5/79 Traded Irv Kiffin to San Antonio for a 1980 2nd round draft pick.
10/23/79 Traded Kenny Carr to Cleveland for a 1980 2nd round draft pick and a 1981 2nd round draft pick.
10/25/79 Traded Ron Boone to Utah for a 1981 3rd round draft pick.
10/25/79 Signed free agent Marty Byrnes.
2/14/80 Traded Ollie Mack, a 1980 2nd round draft pick and a 1981 2nd round draft pick to Chicago for Mark Landsberger.
2/15/80 Traded Don Ford and a 1980 1st round draft pick to Cleveland in exchange for Butch Lee and a 1982 1st round draft pick.
5/28/80 Marty Byrnes selected by Dallas in Expansion Draft.
6/10/80 Released Butch Lee.

1980-81

- 8/1/80 Signed Myles Patrick.
8/13/80 Signed Alan Hardy.
8/19/80 Waived Spencer Haywood
10/1/80 Traded Wayne Robinson to Detroit for a 1981 2nd round draft pick.
10/8/80 Acquired Jim Brewer from Portland for the right to swap 1984 1st round draft picks or a 1984 2nd round draft pick, choosing the latter.
11/17/80 Waived Tony Jackson.
11/19/80 Traded a 1982 1st round draft pick to New Jersey for Eddie Jordan.
12/2/80 Waived Myles Patrick.

1981-82

- 8/5/81 Acquired Mitch Kupchak from Washington in exchange for Jim Chones, Brad Holland, a 1982 2nd round draft pick and a 1983 1st round draft pick.
8/19/81 Signed free agents Clay Johnson, Harvey Knuckles & Kevin McKenna.
8/24/81 Signed free agent Darrell Allums.
9/13/81 Signed free agent Kurt Rambis.
10/13/81 Waived Clay Johnson.
10/15/81 Traded Butch Carter to Indiana for a 1982 3rd round draft pick.
10/27/81 Waived Alan Hardy.
12/24/81 Acquired Bob McAdoo from New Jersey exchange for a 1983 2nd round draft pick.
4/12/82 Signed free agent Clay Johnson.

1982-83

- 9/20/82 Signed free agent Joe Cooper.
10/8/82 Released Kevin McKenna.
10/22/82 Re-signed Mark Landsberger.
10/25/82 Waived Hutch Jones.
11/2/82 Re-signed Bob McAdoo.
11/8/82 Released Joe Cooper.
2/15/83 Acquired Dwight Jones from Chicago in exchange for a 1985 2nd round draft pick and cash considerations.
4/12/83 Signed free agent Billy Ray Bates.
4/16/83 Signed free agent Steve Mix.
Released Billy Ray Bates.

1983-84

- 8/22/83 Waived Dwight Jones.
9/7/83 Signed free agents Larry Spriggs & Calvin Garrett. Steve Mix retired.
9/27/83 Signed free agent Dale Wilkinson.
10/16/83 Traded Norm Nixon, Eddie Jordan a 1986 2nd round draft pick and a 1987 2nd round draft pick to San Diego for Swen Nater & Byron Scott.
10/17/83 Waived Dale Wilkinson.
11/10/83 Waived Mark Landsberger & Clay Johnson.
4/11/84 Signed free agent Eddie Jordan.

1984-85

- 9/21/84 Signed free agent Chuck Nevitt.
Sven Nater retired.
11/6/84 Waived Chuck Nevitt.
11/29/84 Signed free agent Ronnie Lester.
3/5/85 Signed free agent Chuck Nevitt.

1985-86

- 8/19/85 Acquired Maurice Lucas from Phoenix for a 1988 2nd round draft pick and a 1989 2nd round draft pick.
8/28/85 Waived Jamaal Wilkes.
9/10/85 Re-signed free agent Chuck Nevitt.
10/9/85 Sold Earl Jones to San Antonio.
10/16/85 Waived Dexter Shouse.
11/23/85 Waived Chuck Nevitt.
3/10/86 Signed free agent Jerome Henderson.
3/18/86 Signed free agent Petur Gudmundsson.
6/17/86 Traded Mike McGee and the draft rights to Ken Barlow to Atlanta for Billy Thompson & Ron Kellogg.

1986-87

- 9/18/86 Signed free agent Adrian Branch.
9/26/86 Waived Maurice Lucas.
9/30/86 Mitch Kupchak retired.
10/2/86 Sold Ronnie Lester to Seattle.
10/9/86 Signed Frank Brickowski, granting Seattle future considerations for not exercising right of 1st refusal.
2/13/87 Traded Frank Brickowski, Petur Gudmundsson, a 1987 1st round draft pick, a 1990 2nd round draft pick and cash to San Antonio for Mychal Thompson.

1987-88

- 8/28/87 Signed Frank Ford, Willie Glass, Ralph Talley & Ron Vandschaaf.
10/1/87 Signed free agent Mike Smrek.
10/2/87 Signed free agent Milt Wagner.
10/5/87 Signed Wes Matthews.
10/7/87 Acquired rights to Jeff Lamp from San Antonio in exchange for a 1988 3rd round draft pick.
11/5/87 Sold Adrian Branch to New Jersey.
12/12/87 Signed free agent Ray Tolbert.
3/14/88 Waived Ray Tolbert.
3/30/88 Signed free agent Tony Campbell.
6/23/88 Traded a 1992 2nd round draft pick to Miami for not selecting K. Abdul-Jabbar in 1988 Expansion Draft.
6/23/88 Billy Thompson taken by Miami in Expansion Draft.



1988-89

8/9/88 Signed free agent Orlando Woolridge.
 8/24/88 Signed free agent Milt Wagner.
 8/29/88 Signed free agent Kannard Johnson.
 8/30/88 Signed free agent Scott Meents.
 9/20/88 Renounced rights to Wes Matthews.
 10/3/88 Signed free agent Mark McNamara.
 10/6/88 Re-signed Tony Campbell.
 10/17/88 Waived Scott Meents.
 10/24/88 Waived Milt Wagner.
 11/2/88 Traded Mike Smrek to San Antonio in exchange for a 1990 2nd round draft pick.
 6/15/89 David Rivers taken by Minnesota in Expansion Draft.

1989-90

8/4/89 Signed free agent Larry Drew.
 9/12/89 Signed free agent Quintin Dailey.
 9/18/89 Signed free agents Mike Higgins, Milt Newton & Steve Bucknall.
 10/2/89 Signed free agent Mel McCants.
 10/13/89 Waived Quintin Dailey.
 10/31/89 Waived Milt Newton.
 12/13/89 Waived Mike Higgins.
 12/24/89 Signed free agent Jay Vincent.
 3/5/90 Waived Steve Bucknall & Michael Higgins.
 3/5/90 Signed free agent Jawann Oldham to the first of two 10-day contracts.

1990-91

8/3/90 Traded Orlando Woolridge to Denver in exchange for 1993 and 1995 2nd round draft picks.
 8/6/90 Signed free agent Sam Perkins.
 8/15/90 Waived Michael Cooper.
 9/25/90 Acquired Terry Teagle from Golden State in exchange for a 1990 1st round draft pick.
 9/25/90 Traded Mark McNamara to San Antonio for choice of Lakers 1991 or 1994 2nd round draft pick.
 9/25/90 Signed free agent Tony Brown.
 10/2/90 Signed free agent Mario Elie.
 10/15/90 Waived Mario Elie.
 10/16/90 Signed free agent Irving Thomas.
 10/19/90 Waived Michael Young.
 12/6/90 Waived Tony Brown.

1991-92

9/30/91 Signed free agents Tony Smith & Keith Owens.
 10/2/91 Waived Larry Drew & Mychal Thompson.
 10/2/91 Acquired Sedale Threatt from Seattle in exchange for 1994, 1995 and 1996 2nd round draft picks.
 10/4/91 Signed free agent Jack Haley.
 10/29/91 Signed free agent Demetrius Calip.
 10/30/91 Waived Anthony Jones & Irving Thomas.
 12/5/91 Signed free agent Chucky Brown.
 12/6/91 Waived Demetrius Calip.
 12/6/91 Signed free agent Rory Sparrow.
 3/20/92 Signed Cliff Robinson to the first of two 10-day contracts.
 4/8/92 Signed Cliff Robinson for remainder of the season.
 5/11/92 Acquired Milwaukee's 1992 and 1995 2nd round draft picks in exchange for releasing the rights to coach Mike Dunleavy.

1992-93

8/11/92 Signed Alex Blackwell.
 8/13/92 Signed free agents James Edwards & Sean Higgins.
 9/29/92 Magic Johnson announced he will play for the Lakers in 1992-93.
 9/29/92 Renounced the rights to free agents Terry Teagle, Cliff Robinson, Rory Sparrow, Keith Owens & Chucky Brown.
 9/29/92 Waived Sean Higgins.
 2/22/93 Traded Sam Perkins to Seattle in exchange for Benoit Benjamin & Doug Christie.
 6/21/93 Acquired Sam Bowie and a 1998 2nd round draft pick from New Jersey in exchange for Benoit Benjamin.

1993-94

7/15/93 Signed rookie free agent Antonio Harvey.
 7/21/93 Released Alex Blackwell, A.C. Green & Byron Scott.
 8/30/93 Signed free agent Trevor Wilson.
 10/1/93 Signed free agent Kurt Rambis.
 11/4/93 Waived Duane Cooper.
 12/7/93 Waived Trevor Wilson.
 12/14/93 Waived Kurt Rambis.
 1/5/94 Re-signed Kurt Rambis.
 1/22/94 Signed Reggie Jordan to the first of two 10-day contracts.
 2/8/94 Signed Reggie Jordan for remainder of the season.
 2/24/94 Acquired Dan Schayes from Milwaukee in exchange for a 2nd round draft choice.

1994-95

7/1/94 Acquired Anthony Miller from Golden State in exchange for a 1995 2nd round draft pick.
 7/1/94 Renounced the rights to Dan Schayes.
 7/21/94 Signed free agent Trevor Ruffin.
 9/23/94 Acquired Cedric Ceballos from Phoenix in exchange for a 1995 1st round draft pick.
 10/13/94 Traded Doug Christie to New York in exchange for 1997 and 1998 2nd round draft picks.
 11/3/94 Waived Trevor Ruffin.
 11/10/94 James Worthy announced retirement.
 11/10/95 Signed free agent Lester Conner to 10-day contract.
 1/20/95 Signed free agent Danny Young to 10-day contract.
 1/31/95 Signed free agent Kurt Rambis.
 2/22/95 Signed free agent Lloyd Daniels to the first of two 10-day contracts.
 2/28/95 Signed free agent Randolph Keys to the first of two 10-day contracts.
 3/14/95 Signed Lloyd Daniels & Randolph Keys to a contract for the rest of the season.
 4/11/95 Waived Lloyd Daniels.
 6/24/95 Antonio Harvey selected by Vancouver in the Expansion Draft.
 6/30/95 Acquired Corie Blount from Chicago in exchange for future considerations.

1995-96

9/29/95 Sam Bowie retired.
 9/29/95 Released Randolph Keys, Kurt Rambis & Tony Smith.
 9/29/95 Signed free agent Gerard King.
 10/3/95 Signed free agent Fred Roberts.
 10/6/95 Signed free agent Kurt Rambis.
 10/26/95 Signed free agent Derek Strong.
 10/31/95 Waived Gerard Kings & Kurt Rambis.
 1/29/96 Signed Earvin Johnson.
 5/14/96 Earvin Johnson announces retirement.





ALL-TIME TRANSACTIONS

1996-97

7/11/96 Traded Vlade Divac to Charlotte for Kobe Bryant.
 7/16/96 Traded Anthony Peeler, George Lynch along with 1998 and 1999 2nd round draft picks to Vancouver in exchange for 1998 and 1999 2nd round draft picks.
 7/16/96 Signed free agent Sean Rooks.
 7/17/96 Released Fred Roberts, Derek Strong & Sedale Threatt.
 7/18/96 Signed free agent Shaquille O'Neal.
 7/31/96 Signed free agent Travis Knight.
 8/9/96 Signed free agent Rumeal Robinson.
 8/12/96 Signed free agent Jerome Kersey.
 8/15/96 Signed free agent Trevor Wilson.
 9/11/96 Signed free agent Jaquain Hawkins.
 10/21/96 Waived Jaquain Hawkins.
 9/30/96 Signed free agent Byron Scott.
 12/16/96 Waived Trevor Wilson.
 1/10/97 Traded Cedric Ceballos & Rumeal Robinson to Phoenix for Robert Horry & Joe Kleine.
 2/20/97 Acquired George McCloud from New Jersey for Joe Kleine, a 1997 1st round draft pick and a conditional 2nd round pick.
 2/24/97 Signed Larry Krystkowiak to a 10-day contract.
 3/5/97 Signed Larry Krystkowiak to a second 10-day contract.

1997-98

7/24/97 Signed free agent James Forrest.
 8/27/97 Signed free agent Jon Barry.
 8/28/97 Signed free agent Rick Fox.
 9/17/97 Signed free agent Shea Seals.
 9/22/97 Signed free agent Mario Bennett.
 10/2/97 Signed DeJuan Wheat.
 10/20/97 Waived DeJuan Wheat.
 10/25/97 Waived James Forrest.
 6/24/98 Traded Nick Van Exel to Denver for Tony Battie & draft rights to Tyronn Lue.
 6/24/98 Sold the draft rights to Toby Bailey to Phoenix.

1998-99

1/21/99 Traded Tony Battie to Boston for Travis Knight.
 1/21/99 Signed free agent Derek Harper.
 2/23/99 Signed free agent Dennis Rodman.
 2/24/99 Relieved head coach Del Harris of his duties.
 2/26/99 Hired Kurt Rambis as head coach.
 3/10/99 Waived Corie Blount.
 3/10/99 Traded Eddie Jones & Elden Campbell to Charlotte for B.J. Armstrong, J.R. Reid & Glen Rice.
 3/10/99 Waived B.J. Armstrong.
 4/15/99 Waived Dennis Rodman.

1999-00

6/16/99 Hired Phil Jackson as head coach.
 9/1/99 Traded Sean Rooks to Dallas for A.C. Green.
 9/21/99 Traded Derek Harper to Detroit for draft rights to rookie guard Melvin Levett.
 9/28/99 Signed free agent Benoit Benjamin.
 9/29/99 Signed free agent John Salley.
 10/13/99 Signed free agent Ron Harper.
 10/20/99 Signed free agent Brian Shaw.
 10/28/99 Waived Benoit Benjamin.
 11/12/99 Waived Sam Jacobson.
 6/28/00 Waived A.C. Green.

2000-01

8/15/00 Signed free agent Stanislav Medvedenko.
 8/23/00 Signed free agent Andy Panko.
 8/25/00 Signed free agent Isaiah Rider.
 9/20/00 Traded Glen Rice & Travis Knight to New York in exchange for Horace Grant, Greg Foster, Chuck Person & Emanuel Davis from Seattle.
 9/29/00 Waived Chuck Person.
 10/2/00 Signed free agent Mike Penberthy.
 10/6/00 Re-signed free agent Brian Shaw.
 10/25/00 Waived Emanuel Davis.
 10/29/00 Waived Andy Panko.
 6/28/01 Traded Greg Foster to Milwaukee for Lindsey Hunter.

2001-02

7/20/01 Signed free agent Mitch Richmond.
 7/20/01 Signed free agent Samaki Walker.
 7/31/01 Signed free agent Peter Cornell.
 8/9/01 Signed free agent Joe Crispin.
 8/28/01 Signed free agent Isaac Fontaine.
 9/21/01 Signed free agent Jelani McCoy.
 9/21/01 Signed free agent Isaac Fontaine.
 9/26/01 Signed free agent Dickey Simpkins.
 9/27/01 Signed free agent Paul Shirley.
 9/27/01 Signed free agent Dennis Scott.
 10/16/01 Waived Paul Shirley & Dennis Scott.
 10/23/01 Waived Peter Cornell.
 10/25/01 Waived Isaac Fontaine & Dickey Simpkins.
 10/31/01 Waived Brian Shaw.
 11/4/01 Re-signed Brian Shaw.
 11/10/01 Waived Mike Penberthy.
 11/25/01 Waived Joe Crispin.

2002-03

7/26/02 Acquired Tracy Murray, the draft rights to Kareem Rush and a 2003 2nd round draft pick from Toronto in exchange for Lindsey Hunter, the draft rights to Chris Jeffries and a 2003 2nd round draft pick.
 7/26/02 Signed free agent Brian Shaw.
 7/26/02 Signed free agent Jannero Pargo.
 8/14/02 Signed free agent A.J. Guyton.
 8/23/02 Signed free agent Soumaila Samake
 9/18/02 Signed free agent Guy Rucker.
 9/19/02 Signed free agent Nick Sheppard.
 9/20/02 Signed free agent Jefferson Sobral.
 10/9/02 Waived Nick Sheppard.
 10/17/02 Waived Jefferson Sobral.
 10/24/02 Waived A.J. Guyton.
 10/27/02 Waived Guy Rucker.
 12/6/02 Waived Soumaila Samake.

2003-04

7/6/03 Signed 1st round draft-pick Brian Cook.
 7/8/03 Signed 2nd round draft-pick Luke Walton.
 7/16/03 Signed free agents Karl Malone & Gary Payton.
 7/24/03 Signed Jamal Sampson.
 7/28/03 Signed free agent Horace Grant.
 8/13/03 Signed free agents Ime Udoka & Maurice Carter.
 8/14/03 Signed free agent Koko Archibong.
 8/15/03 Signed free agent Eric Chenowith.
 8/19/03 Signed free agent Stephane Pelle.
 10/1/03 Signed free agent Bryon Russell.
 10/14/03 Waived Koko Archibong & Maurice Carter.
 10/23/03 Waived Eric Chenowith, Stephane Pelle & Ime Udoka.
 1/7/04 Waived Jannero Pargo.
 1/14/04 Signed free agent Ime Udoka to a 10-day contract.
 1/30/04 Signed free agent Maurice Carter to a 10-day contract.
 2/9/04 Signed Maurice Carter to a second 10-day contract.



2004-05

7/10/04	Hired head coach Rudy Tomjanovich.
7/14/04	Acquired Lamar Odom, Brian Grant, Caron Butler, a 2006 1st round draft pick and a 2007 2nd round draft pick from Miami in exchange for Shaquille O'Neal.
7/15/04	Re-signed Kobe Bryant.
7/20/04	Signed 1st round draft pick Sasha Vujacic.
7/20/04	Signed free agent Vlade Divac.
8/2/04	Re-signed Stanislav Medvedenko.
8/6/04	Acquired Chris Mihm, Chucky Atkins & Jumaine Jones from Boston in exchange for Gary Payton, Rick Fox and a 2006 1st round draft pick. (trade was amended 8/13/04).
8/6/04	Signed free agent Tony Bobbitt.
8/24/04	Signed free agent Nate Johnson.
9/29/04	Signed free agent Neil Yanke.
10/4/04	Signed free agents Tierre Brown & Jerry Dupree.
10/6/04	Signed free agent Ike Nwankwo.
10/23/04	Waived Jerry Dupree & Neil Yanke.
10/27/04	Waived Nate Johnson & Ike Nwankwo.
11/1/04	Waived Tony Bobbitt.
12/6/04	Traded Kareem Rush to Charlotte for a 2005 2nd round draft pick and a 2009 2nd round draft pick.
12/6/04	Signed free agent Tony Bobbitt.
2/2/05	Named Frank Hamblen head coach after Rudy Tomjanovich steps down.

2005-06

6/14/05	Hired head coach Phil Jackson.
7/6/05	Signed 1st round draft pick Andrew Bynum.
8/1/05	Signed 2nd round draft pick Von Wafer.
8/2/05	Acquired Kwame Brown & Laron Profit from Washington for Caron Butler & Chucky Atkins.
8/2/05	Signed free agent William "Smush" Parker.
8/8/05	Re-signed Luke Walton.
8/10/05	Waived designated amnesty player Brian Grant.
8/26/05	Signed free agent Aaron McKie.
9/6/05	Signed free agent Devin Green.
9/19/05	Signed free agent Will Conroy.
10/3/05	Signed free agent Corie Blount.
10/6/05	Waived Vlade Divac.
10/6/05	Signed free agent Adam Parada.
10/18/05	Waived Will Conroy.
10/26/05	Traded Jumaine Jones to Charlotte in exchange for a 2007 2nd round draft pick.
10/27/05	Waived Tony Bobbitt & Adam Parada.
10/31/05	Exercised 4th year option on Brian Cook.
10/31/05	Waived Corie Blount.
1/17/06	Signed 2nd round draft pick Ronny Turiaf.
1/17/06	Waived Laron Profit.
3/6/06	Signed free agent Jim Jackson.
3/6/06	Waived Stanislav Medvedenko.

2006-07

6/28/06	Acquired draft rights to J.R.Pinnock from Dallas for a 2007 2nd round draft pick acquired from Miami.
6/28/06	Acquired Maurice Evans from Detroit for draft rights to 2nd round selection Cheick Samb.
7/5/06	Signed 1st round draft pick Jordan Farmar.
7/12/06	Signed free agent Vladimir Radmanovic.
7/12/06	Signed free agent Shammond Williams.
9/6/06	Signed J.R. Pinnock.
9/25/06	Re-signed Devin Green.
10/2/06	Signed Mamadou N'Diaye.
10/2/06	Signed Marcus Douthit.
10/12/06	Waived Marcus Douthit & Mamadou N'Diaye.
10/26/06	Waived J.R. Pinnock & Von Wafer.
10/27/06	Exercised 3rd year option on Andrew Bynum.
10/27/06	Exercised 4th year option on Sasha Vujacic.
10/30/06	Waived Devin Green.
10/31/06	Signed Brian Cook to multi-year contract extension.

D-League Transactions

Assigned Jordan Farmar (3/31, 4/2, 4/12).
Recalled Jordan Farmar (4/1, 4/3, 4/12).

2007-08

7/3/07	Signed 1st round draft pick Javaris Crittenton.
7/12/07	Re-signed Luke Walton.
7/19/07	Re-signed Chris Mihm.
7/20/07	Signed free agent guard Derek Fisher.
7/30/07	Signed free agent guard Coby Karl.
8/22/07	Signed free agent center Larry Turner.
9/17/07	Signed free agent forward Elton Brown.
10/1/07	Signed free agent forward Andre Patterson.
10/23/07	Waived Elton Brown, Andre Patterson & Larry Turner.
10/29/07	Exercised 3rd year option on Jordan Farmar.
10/29/07	Exercised 4th year option on Andrew Bynum.
11/20/07	Acquired Trevor Ariza from Orlando in exchange for Brian Cook & Maurice Evans.
12/12/07	Signed Phil Jackson to contract extension.
1/21/08	Signed free agent DJ Mbenga to 10-day contract.
2/1/08	Signed free agent Aaron McKie.
2/1/08	Acquired Pau Gasol and a 2010 2nd round draft pick from Memphis in exchange for Kwame Brown, Javaris Crittenton, Aaron McKie, the draft rights to Marc Gasol and 1st round draft picks in 2008 & 2010.
2/1/08	Signed DJ Mbenga to 2nd 10-day contract.
2/11/08	Signed DJ Mbenga for remainder of season.
3/21/08	Signed free agent Ira Newble to 10-day contract.
4/1/08	Signed Ira Newble for remainder of season.

D-League Transactions

Assigned Coby Karl (11/28, 2/14, 4/5).
Recalled Coby Karl (12/24, 2/19).



ALL-TIME TRANSACTIONS

2008-09

7/28/08 Re-signed Sasha Vujacic.
 8/1/08 Signed free agent Dwayne Mitchell.
 8/14/08 Signed free agent Josh Powell.
 8/25/08 Signed 2007 2nd round draft pick Sun Yue.
 8/27/08 Signed 2nd round draft pick Joe Crawford.
 9/10/08 Signed free agent Brandon Heath.
 9/12/08 Signed free agent C.J. Giles.
 9/24/08 Re-signed DJ Mbenga.
 10/8/08 Waived Dwayne Mitchell.
 10/20/08 Waived Brandon Heath.
 10/22/08 Waived Joe Crawford & C.J. Giles.
 10/27/08 Waived Coby Karl.
 10/27/08 Exercised 4th year option on Jordan Farmar.
 2/7/09 Acquired Adam Morrison & Shannon Brown from Charlotte in exchange for Vladimir Radmanovic.
 2/18/09 Traded Chris Mihm to Memphis in exchange for conditional 2nd round pick in the 2013 NBA Draft.

D-League Transactions

Assigned Sun Yue (3/6, 3/19).
 Recalled Sun Yue (3/16).

2009-10

6/25/09 Sent draft rights to Toney Douglas to New York in exchange for a 2011 2nd round draft pick & cash considerations.
 6/25/09 Sent draft rights to Patrick Beverley to Miami in exchange for a 2011 2nd round draft pick & cash considerations.
 7/7/09 Re-signed Shannon Brown.
 7/7/09 Signed free agent Metta World Peace.
 7/31/09 Re-signed Lamar Odom.
 9/28/09 Signed free agents Michael Fey, Tony Gaffney, Mickael Gelabale & David Monds.
 9/30/09 Signed free agent Thomas Kelati.
 10/10/09 Waived Michael Fey, Mickael Gelabale & David Monds.
 10/21/09 Waived Thomas Kelati.
 10/24/09 Waived Tony Gaffney.
 12/23/09 Signed Pau Gasol to a contract extension.
 4/2/10 Signed Kobe Bryant to a contract extension.

2010-11

7/8/10 Signed free agent Steve Blake.
 7/14/10 Re-signed Derek Fisher.
 7/22/10 Signed free agent Theo Ratliff.
 7/22/10 Signed free agent Matt Barnes.
 8/11/10 Re-signed Shannon Brown.
 8/12/10 Signed 2nd round draft pick Devin Ebanks.
 8/13/10 Signed 2nd round draft pick Derrick Caracter.
 9/24/10 Signed free agents Russell Hicks, Trey Johnson, Drew Naymick & Anthony Roberson.
 9/30/10 Waived Russell Hicks & Anthony Roberson.
 10/21/10 Waived Trey Johnson & Drew Naymick.
 12/15/10 Acquired Joe Smith, Golden State's 2011 2nd round draft pick, Chicago's 2012 2nd round draft pick & the draft rights to Sergei Lishouk in exchange for Sasha Vujacic & a conditional 2011 1st round draft pick in a three-team trade with New Jersey & Houston.
 4/13/11 Signed free agent Trey Johnson.

D-League Transactions

Assigned Devin Ebanks (12/17).
 Recalled Devin Ebanks (1/9).
 Assigned Derrick Caracter (3/29, 4/6).
 Recalled Derrick Caracter (4/5, 4/13).

2011-12

12/9/11 Signed free agent Jason Kapono.
 12/9/11 Signed 2nd round draft pick Darius Morris.
 12/9/11 Signed 2nd round draft pick Andrew Goudelock.
 12/9/11 Signed free agent Elijah Millsap.
 12/9/11 Signed free agent Zach Andrews.
 12/9/11 Signed free agent Chris Daniels.
 12/11/11 Acquired Dallas' 2012 1st Round draft pick and a trade exception in exchange for Lamar Odom and a 2012 2nd Round draft pick.
 12/13/11 Signed free agent Gerald Green.
 12/13/11 Signed free agent Malcolm Thomas.
 12/14/11 Signed free agent Josh McRoberts.
 12/18/11 Signed free agent Troy Murphy.
 12/22/11 Waived Zach Andrews, Chris Daniels, Gerald Green, Elijah Millsap & Malcolm Thomas.
 2/7/12 Waived Derrick Caracter.
 3/15/12 Acquired Ramon Sessions and Christian Eyenga from Cleveland in exchange for Luke Walton, Jason Kapono, the Lakers' 2012 1st Round (protected) draft pick and other considerations.
 3/15/12 Acquired Jordan Hill from Houston for Derek Fisher and Dallas' protected 1st round selection in the 2012 NBA Draft.

D-League Transactions

Assigned Andrew Goudelock (12/17).
 Recalled Andrew Goudelock (12/18).
 Assigned Malcolm Thomas (12/17).
 Recalled Malcolm Thomas (12/18).
 Assigned Derrick Caracter (1/25).
 Assigned Devin Ebanks (2/15).
 Recalled Devin Ebanks (2/28).
 Assigned Darius Morris (3/7).
 Recalled Darius Morris (3/16).
 Recalled Christian Eyenga (4/25).

2012-13

6/28/12 Acquired rights to Dallas' 2nd round draft pick Darius Johnson-Odom for cash considerations.
 7/10/12 Acquired Steve Nash from Phoenix in exchange for 1st round draft picks in 2013 & 2015 and 2nd round draft picks in 2013 & 2014.
 7/25/12 Signed free agent Antawn Jamison.
 7/25/12 Re-signed Jordan Hill.
 8/10/12 Acquired Dwight Howard, Chris Duhon & Earl Clark from Orlando in exchange for Josh McRoberts, Christian Eyenga, a protected 2017 1st round draft pick and a protected 2015 2nd round draft pick while sending Andrew Bynum to Philadelphia in a four-team trade (Denver, Philadelphia).
 8/13/12 Signed free agent Jodie Meeks.
 8/13/12 Re-signed Devin Ebanks.
 9/5/12 Signed free agents Greg Somogyi & Reeves Nelson.
 9/7/12 Signed 2nd round draft pick Robert Sacre.
 9/17/12 Signed Darius Johnson-Odom.
 9/27/12 Signed free agent Ronnie Aguilar.
 10/1/12 Signed free agent Chris Douglas-Roberts.
 10/20/12 Waived Ronnie Aguilar & Reeves Nelson.
 10/22/12 Waived Chris Douglas-Roberts and Greg Somogyi.
 10/27/12 Waived Andrew Goudelock.
 1/7/13 Waived Darius Johnson-Odom.
 4/14/13 Re-signed free agent Andrew Goudelock.

D-League Transactions

Assigned Darius Johnson-Odom (11/10, 11/17, 11/25).
 Recalled Darius Johnson-Odom (11/11, 11/18).
 Assigned Robert Sacre (11/27, 11/28, 1/5, 3/7, 3/9, 4/3).
 Recalled Robert Sacre (11/27, 12/3, 1/7, 3/8, 3/9, 4/4).
 Assigned Darius Morris (3/7, 3/9, 4/3).
 Recalled Darius Morris (3/8, 3/9, 4/4).





1948-54

President: Ben Berger
 Vice President: Morris Chalfen
 General Manager: Max Winter
 Head Coach: John Kundla

1954-55

President: Ben Berger
 Vice President: Morris Chalfen
 General Manager: George Mikan
 Head Coach: John Kundla

1955-56

President: Ben Berger
 Executive VP & GM: George Mikan
 Vice President: Morris Chalfen
 Head Coach: John Kundla
 Assistant Coach: Dave MacMillan

1956-57

President: Ben Berger
 Vice President: Morris Chalfen
 General Manager: George Mikan
 Head Coach: John Kundla
 Assistant Coach: Dave MacMillan

1957-58

President: Robert Short
 Vice Presidents: David Babcock
 Odd Moe
 John Scheefe
 General Manager: John Kundla
 Head Coach: George Mikan
 John Kundla

1958-59

President: Robert Short
 Vice Presidents: David Babcock
 Odd Moe
 John Scheefe
 Head Coach: John Kundla

1959-60

President: Robert Short
 Vice Presidents: David Babcock
 Odd Moe
 John Scheefe
 Head Coach: John Castellani
 Jim Pollard

1960-65

President: Robert Short
 General Manager: Louis Mohs
 Head Coach: Fred Schaus

1965-66

President: Jack Kent Cooke
 General Manager: Louis Mohs
 Head Coach: Fred Schaus

1966-67

President: Jack Kent Cooke
 VP & General Manager: Louis Mohs
 Head Coach: Fred Schaus

1967-69

President: Jack Kent Cooke
 General Manager: Fred Schaus
 Head Coach: Bill van Breda Kolf

1969-70

President: Jack Kent Cooke
 General Manager: Fred Schaus
 Head Coach: Joseph A. Mullaney

1970-71

Chairman / President: Jack Kent Cooke
 VP & General Manager: Fred Schaus
 Head Coach: Joseph A. Mullaney

1971-72

Chairman / President: Jack Kent Cooke
 VP & General Manager: Fred Schaus
 Head Coach: Bill Sharman
 Assistant Coach/Dir. of Player Personnel: K.C. Jones

1972-75

Chairman / President: Jack Kent Cooke
 General Manager: Pete Newell
 Assistant GM: Chick Hearn
 Head Coach: Bill Sharman
 Assistant Coach: John Barnhill

1975-76

Chairman / President: Jack Kent Cooke
 General Manager: Pete Newell
 Assistant GM: Chick Hearn
 Head Coach: Bill Sharman
 Assistant Coach: Larry Creger

1976-77

Chairman / President: Jack Kent Cooke
 General Manager: Bill Sharman
 Assistant GM: Chick Hearn
 Head Coach: Jerry West
 Assistant Coaches: Stan Albeck
 Jack McCloskey

1977-79

Chairman / President: Jack Kent Cooke
 General Manager: Bill Sharman
 Assistant GM: Chick Hearn
 Head Coach: Jerry West
 Assistant Coaches: Stan Albeck
 Jack McCloskey

1979-80

Chairman of the Board: Dr. Jerry Buss
 General Manager: Bill Sharman
 Special Consultant: Jerry West
 Assistant GM: Chick Hearn
 Head Coach: Jack McKinney
 Assistant Coaches: Paul Westhead
 Paul Westhead
 Pat Riley

1980-81

Owner: Dr. Jerry Buss
 General Manager: Bill Sharman
 Special Consultant: Jerry West
 Assistant GM: Chick Hearn
 Head Coach: Paul Westhead
 Assistant Coaches: Pat Riley
 Mike Thibault

1981-82

Owner: Dr. Jerry Buss
 General Manager: Bill Sharman
 Special Consultant: Jerry West
 Assistant GM: Chick Hearn
 Head Coach: Paul Westhead
 Pat Riley
 Assistant Coaches: Pat Riley
 Mike Thibault
 Bill Bertka

1982-85

Owner: Dr. Jerry Buss
 President: Bill Sharman
 General Manager: Jerry West
 Assistant GM: Chick Hearn
 Head Coach: Pat Riley
 Assistant Coaches: Bill Bertka
 Dave Wohl

1985-86

Owner: Dr. Jerry Buss
 President: Bill Sharman
 General Manager: Jerry West
 Assistant GM: Chick Hearn
 Head Coach: Pat Riley
 Assistant Coaches: Bill Bertka
 Randy Pfund

1986-87

Owner: Dr. Jerry Buss
 President: Bill Sharman
 General Manager: Jerry West
 Assistant GM: Chick Hearn
 Head Coach: Mitch Kupchak
 Assistant Coaches: Pat Riley
 Bill Bertka
 Randy Pfund

1987-88

Owner: Dr. Jerry Buss
 President: Bill Sharman
 General Manager: Jerry West
 Assistant GM: Mitch Kupchak
 Head Coach: Pat Riley
 Assistant Coaches: Bill Bertka
 Randy Pfund

1988-89

Owner: Dr. Jerry Buss
 General Manager: Jerry West
 Assistant GM: Mitch Kupchak
 Head Coach: Pat Riley
 Assistant Coaches: Bill Bertka
 Randy Pfund

1989-90

Owner: Dr. Jerry Buss
 General Manager: Jerry West
 Assistant GM: Mitch Kupchak
 Head Coach: Pat Riley
 Assistant Coaches: Bill Bertka
 Jim Eyer
 Randy Pfund





MANAGEMENT HISTORY

1990-92

Owner: Dr. Jerry Buss
 General Manager: Jerry West
 Assistant GM: Mitch Kupchak
 Head Coach: Mike Dunleavy
 Assistant Coaches: Bill Bertka
 Jim Eyen
 Randy Pfund

1992-93

Owner / Governor: Dr. Jerry Buss
 General Manager: Jerry West
 Assistant GM: Mitch Kupchak
 Head Coach: Randy Pfund
 Assistant Coaches: Bill Bertka
 Larry Drew
 Chet Kammerer

1993-94

Owner / Governor: Dr. Jerry Buss
 General Manager: Jerry West
 Assistant GM: Mitch Kupchak
 Head Coach: Randy Pfund
 Bill Bertka
 Earvin Johnson
 Bill Bertka
 Larry Drew
 Chet Kammerer
 Michael Cooper

1994-96

Owner / Governor: Dr. Jerry Buss
 Exec. VP / Basketball Ops: Jerry West
 General Manager: Mitch Kupchak
 Head Coach: Del Harris
 Assistant Coaches: Bill Bertka
 Michael Cooper
 Larry Drew
 Kurt Rambis

1996-98

Owner / Governor: Dr. Jerry Buss
 Exec. VP / Basketball Ops: Jerry West
 General Manager: Mitch Kupchak
 Head Coach: Del Harris
 Assistant Coaches: Bill Bertka
 Larry Drew
 Kurt Rambis

1998-99

Owner / Governor: Dr. Jerry Buss
 Exec. VP / Basketball Ops: Jerry West
 General Manager: Mitch Kupchak
 Assistant GM: Jim Buss
 Head Coach: Del Harris
 Bill Bertka
 Kurt Rambis
 Bill Bertka
 Larry Drew
 Kurt Rambis
 Dave Wohl

1999-2000

Owner / Governor: Dr. Jerry Buss
 Exec. VP / Basketball Ops: Jerry West
 General Manager: Mitch Kupchak
 Assistant GM: Jim Buss
 Head Coach: Phil Jackson
 Assistant Coaches: Bill Bertka
 Jim Clemons
 Frank Hamblen
 Tex Winter

2000-01

Owner / Governor: Dr. Jerry Buss
 General Manager: Mitch Kupchak
 Assistant GM: Jim Buss
 Head Coach: Phil Jackson
 Assistant Coaches: Bill Bertka
 Jim Clemons
 Frank Hamblen
 Tex Winter

2001-04

Owner / Governor: Dr. Jerry Buss
 General Manager: Mitch Kupchak
 Assistant GM: Jim Buss
 Head Coach: Ronnie Lester
 Assistant Coaches: Jim Clemons
 Frank Hamblen
 Kurt Rambis
 Tex Winter

2004-05

Owner / President / Governor / Director: Dr. Jerry Buss
 General Manager: Mitch Kupchak
 Assistant GM: Jim Buss
 Head Coach: Ronnie Lester
 Rudy Tomjanovich
 Frank Hamblen
 Chris Bodaken
 Frank Hamblen
 Melvin Hunt
 Larry Smith
 Mike Wells
 Kurt Rambis
 Brian Shaw

2005-06

Owner / President / Governor / Director: Dr. Jerry Buss
 General Manager: Mitch Kupchak
 VP / Player Personnel: Jim Buss
 Assistant GM: Ronnie Lester
 Head Coach: Phil Jackson
 Assistant Coaches: Frank Hamblen
 Kurt Rambis
 Brian Shaw
 Special Asst. Coaches: Kareem Abdul-Jabbar
 Craig Hodges

2006-09

Owner / President / Governor / Director: Dr. Jerry Buss
 General Manager: Mitch Kupchak
 VP / Player Personnel: Jim Buss
 Assistant GM: Ronnie Lester
 Head Coach: Phil Jackson
 Assistant Coaches: Jim Clemons
 Frank Hamblen
 Kurt Rambis
 Brian Shaw
 Kareem Abdul-Jabbar
 Craig Hodges

2009-10

Owner / President / Governor / Director: Dr. Jerry Buss
 General Manager: Mitch Kupchak
 EVP / Player Personnel: Jim Buss
 Assistant GM: Ronnie Lester
 Head Coach: Phil Jackson
 Assistant Coaches: Jim Clemons
 Frank Hamblen
 Brian Shaw
 Kareem Abdul-Jabbar
 Craig Hodges

2010-11

Owner / President / Governor / Director: Dr. Jerry Buss
 General Manager: Mitch Kupchak
 EVP / Player Personnel: Jim Buss
 Assistant GM: Ronnie Lester
 Head Coach: Phil Jackson
 Assistant Coaches: Jim Clemons
 Frank Hamblen
 Chuck Person
 Brian Shaw
 Special Asst. Coaches: Kareem Abdul-Jabbar
 Craig Hodges

2011-12

Owner / President / Governor / Director: Dr. Jerry Buss
 General Manager: Mitch Kupchak
 EVP / Player Personnel: Jim Buss
 Head Coach: Mike Brown
 Assistant Coaches: Darwin Ham
 John Kuester
 Chuck Person
 Quin Snyder
 Ettore Messina

2012-13

Owner / President / Governor / Director: Dr. Jerry Buss
 General Manager: Mitch Kupchak
 EVP / Player Personnel: Jim Buss
 Assistant GM: Glenn Carraro
 Head Coach: Mike Brown
 Assistant Coaches: Bernie Bickerstaff
 Steve Clifford
 Dan D'Antoni
 Darwin Ham
 Eddie Jordan
 Chuck Person





2013-14

President / Governor: Jeanie Buss
EVP / Basketball Operations : Jim Buss
General Manager: Mitch Kupchak
Assistant GM: Glenn Carraro
Head Coach: Mike D'Antoni
Assistant Coaches: Dan D'Antoni
Johnny Davis
Kurt Rambis





ALL-TIME ROSTER WITH STATISTICS

KAREEM ABDUL-JABBAR - 7-2, 267 - UCLA

APRIL 16, 1947

REGULAR SEASON

G	Min.	FG	FGA	Pct.	3FG	3FGA	PCT	FT	FTA	Pct.	Off.	Def.	Tot.	Ast.	PF	Do.	StL.	TO	Blk.	Pts.	Avg.	HI	
1975-76	82	3379	914	1728	.529	-	-	-	447	636	.703	272	1111	1383	413	292	6	119	-	338	2275	27.7	48
1976-77	82	3016	888	1533	.579	-	-	-	376	536	.701	266	824	1090	319	262	4	101	-	261	2152	26.2	40
1977-78	82	2265	663	1205	.550	-	-	-	274	350	.783	186	615	801	269	182	1	103	208	185	1600	25.8	43
1978-79	80	2517	777	1347	.577	-	-	-	349	474	.736	207	818	1025	431	230	3	76	282	316	1903	23.8	40
1979-80	82	3143	835	1383	.604	0	1	.000	364	476	.765	190	696	886	371	216	2	81	297	280	2034	24.8	42
1980-81	80	2976	836	1457	.574	0	1	.000	423	552	.766	197	624	821	272	244	4	59	249	228	2095	26.2	42
1981-82	76	2677	753	1301	.579	0	3	.000	312	442	.706	172	487	659	225	224	0	63	230	207	1818	23.9	41
1982-83	79	2554	722	1228	.588	0	2	.000	278	371	.749	167	425	592	200	220	1	61	200	170	1722	21.8	38
1983-84	80	2622	716	1238	.574	0	1	.000	285	394	.723	169	418	587	211	211	1	55	221	143	1717	21.5	35
1984-85	79	2630	723	1207	.599	0	1	.000	289	395	.732	162	460	622	249	238	3	63	197	162	1735	22.0	40
1985-86	79	2629	755	1338	.564	0	2	.000	336	439	.765	133	345	478	280	248	2	67	203	130	1846	23.4	46
1986-87	78	2441	660	993	.564	1	3	.333	245	343	.714	152	371	523	203	245	2	49	186	97	1386	17.5	30
1987-88	80	2308	480	903	.532	0	1	.000	205	269	.762	118	360	478	135	216	1	48	159	92	1165	14.6	27
1988-89	74	1695	313	659	.475	0	3	.000	122	165	.739	103	231	334	74	196	1	38	95	85	748	10.1	21
TOT	1093	37492	9935	17520	.567	1	18	.056	4305	5842	.737	2494	7785	10279	3652	3224	31	983	2527	2694	24176	22.1	-

PLAYOFFS

G	Min.	FG	FGA	Pct.	3FG	3FGA	PCT	FT	FTA	Pct.	Off.	Def.	Tot.	Ast.	PF	Do.	StL.	TO	Blk.	Pts.	Avg.	HI	
1976-77	11	467	147	242	.607	-	-	-	87	120	.725	-	-	195	45	-	-	-	-	-	381	34.6	-
1977-78	3	134	38	73	.521	-	-	-	5	9	.556	-	-	41	11	-	-	2	-	12	81	27.0	-
1978-79	8	367	88	152	.579	-	-	-	52	62	.839	-	-	101	38	-	-	8	0	33	228	28.5	-
1979-80	15	618	198	346	.572	0	0	.000	83	105	.790	51	130	181	46	-	-	17	55	58	479	31.9	-
1980-81	3	134	30	65	.462	0	0	.000	20	28	.714	13	37	50	12	-	-	3	11	8	80	26.7	-
1981-82	14	493	115	221	.520	0	0	.000	55	87	.632	33	86	119	51	-	-	14	41	45	285	20.4	-
1982-83	15	588	163	287	.568	0	1	.000	80	106	.755	25	90	115	42	-	-	17	50	55	406	27.1	-
1983-84	21	767	206	371	.555	0	0	.000	90	120	.750	56	117	173	79	-	-	23	45	45	502	23.9	-
1984-85	19	610	168	300	.560	0	0	.000	80	103	.777	50	104	154	76	-	-	23	52	36	416	21.9	-
1985-86	14	489	157	282	.557	0	0	.000	48	61	.787	26	57	83	49	-	-	15	42	24	362	25.9	-
1986-87	18	559	124	234	.530	0	1	.000	97	122	.795	39	84	123	36	-	-	8	40	35	345	19.2	-
1987-88	24	718	141	304	.464	0	2	.000	56	71	.789	49	82	131	36	-	-	15	46	37	338	14.1	-
1988-89	15	351	68	147	.463	0	0	.000	31	43	.721	13	46	59	19	-	-	5	22	11	167	11.1	-
TOT	180	6295	1643	3024	.543	0	4	.000	784	1037	.756	355	833	1525	540	-	-	150	404	399	4070	22.6	-

TOM ABERNETHY - 6-7, 220 - INDIANA

MAY 6, 1954

REGULAR SEASON

G	Min.	FG	FGA	Pct.	3FG	3FGA	PCT	FT	FTA	Pct.	Off.	Def.	Tot.	Ast.	PF	Do.	StL.	TO	Blk.	Pts.	Avg.	HI	
1976-77	70	1378	169	349	.484	-	-	-	101	134	.754	113	178	291	98	118	1	49	-	10	439	6.3	19
1977-78	73	1317	201	404	.498	-	-	-	91	111	.820	105	160	265	101	122	1	55	50	22	493	6.8	24
TOT	143	2695	370	753	.491	-	-	-	192	245	.784	218	338	556	199	240	2	104	50	32	932	6.5	-

PLAYOFFS

G	Min.	FG	FGA	Pct.	3FG	3FGA	PCT	FT	FTA	Pct.	Off.	Def.	Tot.	Ast.	PF	Do.	StL.	TO	Blk.	Pts.	Avg.	HI	
1976-77	11	214	21	50	.420	-	-	-	22	27	.815	-	-	40	22	-	-	-	-	-	64	5.8	-
1977-78	2	12	1	4	.250	-	-	-	2	2	1.000	-	-	2	1	-	-	-	-	-	4	2.0	-
TOT	13	226	22	54	.407	-	-	-	24	29	.828	-	-	42	23	-	-	-	-	-	68	5.2	-

GARY ALCORN - 6-9, 225 - FRESNO STATE

OCTOBER 8, 1936

REGULAR SEASON

G	Min.	FG	FGA	Pct.	3FG	3FGA	PCT	FT	FTA	Pct.	Off.	Def.	Tot.	Ast.	PF	Do.	StL.	TO	Blk.	Pts.	Avg.	HI	
1960-61	20	174	12	40	.300	-	-	-	7	8	.875	-	-	50	2	47	1	-	-	-	31	1.6	-

LUCIUS ALLEN - 6-2, 175 - UCLA

SEPTEMBER 26, 1947

REGULAR SEASON

G	Min.	FG	FGA	Pct.	3FG	3FGA	PCT	FT	FTA	Pct.	Off.	Def.	Tot.	Ast.	PF	Do.	StL.	TO	Blk.	Pts.	Avg.	HI	
1974-75	56	2011	443	1006	.440	-	-	-	207	269	.770	81	166	247	319	194	4	122	-	28	1093	19.5	39
1975-76	76	2388	461	1004	.459	-	-	-	197	254	.776	64	150	214	357	241	2	101	-	20	1119	14.7	28
1976-77	78	2482	472	1035	.456	-	-	-	195	252	.774	58	193	251	405	183	0	116	-	19	1139	14.6	30
TOT	210	6881	1376	3045	.452	-	-	-	599	775	.773	203	509	712	1081	618	6	339	-	67	3351	15.9	-

PLAYOFFS

G	Min.	FG	FGA	Pct.	3FG	3FGA	PCT	FT	FTA	Pct.	Off.	Def.	Tot.	Ast.	PF	Do.	StL.	TO	Blk.	Pts.	Avg.	HI	
1976-77	7	186	32	82	.390	-	-	-	13	19	.684	-	-	32	24	-	-	-	-	-	77	11.0	-

CLIFFORD ANDERSON - 6-5, 200 - SAINT JOSEPH

SEPTEMBER 7, 1944

REGULAR SEASON

G	Min.	FG	FGA	Pct.	3FG	3FGA	PCT	FT	FTA	Pct.	Off.	Def.	Tot.	Ast.	PF	Do.	StL.	TO	Blk.	Pts.	Avg.	HI	
1967-68	18	94	7	29	.241	-	-	-	12	28	.429	-	-	11	17	18	1	-	-	-	26	1.4	-
1968-69	35	289	44	108	.407	-	-	-	47	82	.573	-	-	44	31	58	0	-	-	-	135	3.9	-
TOT	53	383	51	137	.372	-	-	-	59	110	.536	-	-	55	48	76	1	-	-	-	161	3.0	-

PLAYOFFS

G	Min.	FG	FGA	Pct.	3FG	3FGA	PCT	FT	FTA	Pct.	Off.	Def.	Tot.	Ast.	PF	Do.	StL.	TO	Blk.	Pts.	Avg.	HI	
1968-69	3	10	2	5	.400	-	-	-	0	0	.000	-	-	1	0	-	-	-	-	-	4	1.3	-



ALL-TIME ROSTER WITH STATISTICS



TREVOR ARIZA - 6-8, 210 - UCLA

AUGUST 30, 1985

REGULAR SEASON

G	Min.	FG	FGA	Pct.	3FG	3FGA	PCT	FT	FTA	Pct.	Off.	Def.	Tot.	Ast.	PF	Dq.	StL.	TO	Blk.	Pts.	Avg.	HI	
2007-08	24	431	55	105	.524	5	15	.333	41	60	.683	25	59	84	36	36	0	26	18	8	156	6.5	15
2008-09	82	1999	274	596	.460	61	191	.319	120	169	.710	111	241	352	145	166	1	137	87	24	729	8.9	26
TOT	106	2430	329	701	.469	66	206	.320	161	229	.703	136	300	436	181	202	1	163	105	32	885	8.3	-

PLAYOFFS

G	Min.	FG	FGA	Pct.	3FG	3FGA	Pct.	FT	FTA	Pct.	Off.	Def.	Tot.	Ast.	PF	Dq.	StL.	TO	Blk.	Pts.	Avg.	HI	
2007-08	8	45	7	12	.583	2	4	.500	2	4	.500	3	8	11	1	0	0	1	1	17	2.1	6	
2008-09	23	722	92	185	.497	40	84	.476	36	64	.563	22	75	97	54	73	0	36	38	10	260	11.3	21
TOT	31	767	99	197	.503	41	88	.466	38	68	.559	25	83	108	55	73	0	37	39	11	277	8.9	-

CHUCKY ATKINS - 5-11, 160 - SOUTH FLORIDA

AUGUST 14, 1974

REGULAR SEASON

G	Min.	FG	FGA	Pct.	3FG	3FGA	PCT	FT	FTA	Pct.	Off.	Def.	Tot.	Ast.	PF	Dq.	StL.	TO	Blk.	Pts.	Avg.	HI	
2004-05	82	2903	388	910	.426	176	455	.387	163	203	.803	31	166	197	358	181	0	73	151	2	1115	13.6	30

JIM BARNES - 6-8, 240 - UTEP

APRIL 14, 1941

REGULAR SEASON

G	Min.	FG	FGA	Pct.	3FG	3FGA	PCT	FT	FTA	Pct.	Off.	Def.	Tot.	Ast.	PF	Dq.	StL.	TO	Blk.	Pts.	Avg.	HI	
1966-67	80	1398	217	497	.437	-	-	-	128	187	.684	-	-	450	47	266	5	-	-	1	562	7.0	-
1967-68	42	713	101	235	.430	-	-	-	59	88	.670	-	-	211	27	134	4	-	-	-	261	6.2	-
TOT	122	2111	318	732	.434	-	-	-	187	275	.680	-	-	661	74	400	9	-	-	-	823	6.7	-

PLAYOFFS

G	Min.	FG	FGA	Pct.	3FG	3FGA	PCT	FT	FTA	Pct.	Off.	Def.	Tot.	Ast.	PF	Dq.	StL.	TO	Blk.	Pts.	Avg.	HI	
1966-67	3	50	7	19	.368	-	-	-	5	5	1.000	-	-	12	2	-	-	-	-	-	19	6.3	-

MATT BARNES - 6-7, 225 - UCLA

MARCH 9, 1980

REGULAR SEASON

G	Min.	FG	FGA	Pct.	3FG	3FGA	PCT	FT	FTA	Pct.	Off.	Def.	Tot.	Ast.	PF	Dq.	StL.	TO	Blk.	Pts.	Avg.	HI	
2010-11	53	1020	131	279	.470	34	107	.318	60	77	.779	73	155	228	71	127	0	39	58	22	356	6.7	24
2011-12	63	1440	175	387	.452	46	138	.333	95	128	.742	97	247	344	126	152	2	35	73	48	491	7.8	24
TOT	116	2460	306	666	.459	80	245	.327	155	205	.756	170	402	572	197	279	2	74	131	70	847	7.3	-

PLAYOFFS

G	Min.	FG	FGA	Pct.	3FG	3FGA	PCT	FT	FTA	Pct.	Off.	Def.	Tot.	Ast.	PF	Dq.	StL.	TO	Blk.	Pts.	Avg.	HI	
2010-11	10	131	15	38	.395	2	12	.167	4	7	.571	11	17	28	5	23	0	7	6	2	36	3.6	-
2011-12	11	185	16	59	.271	5	31	.161	2	4	.500	9	27	36	16	29	0	10	15	5	39	3.5	-
TOT	21	316	31	97	.320	7	43	.163	6	11	.545	20	44	64	21	52	0	17	21	7	75	3.6	-

DICK BARNETT - 6-4, 190 - TENNESSE STATE

OCTOBER 2, 1936

REGULAR SEASON

G	Min.	FG	FGA	Pct.	3FG	3FGA	PCT	FT	FTA	Pct.	Off.	Def.	Tot.	Ast.	PF	Dq.	StL.	TO	Blk.	Pts.	Avg.	HI	
1962-63	80	2544	547	1162	.471	-	-	-	343	421	.815	-	-	242	224	189	3	-	-	-	1437	18.0	-
1963-64	78	2620	541	1197	.452	-	-	-	351	454	.773	-	-	250	238	233	3	-	-	-	1433	18.4	-
1964-65	74	2026	375	908	.413	-	-	-	270	338	.799	-	-	200	159	209	1	-	-	-	1020	13.8	-
TOT	232	7190	1463	3267	.448	-	-	-	964	1213	.795	-	-	692	621	631	7	-	-	-	3890	16.8	-

PLAYOFFS

G	Min.	FG	FGA	Pct.	3FG	3FGA	PCT	FT	FTA	Pct.	Off.	Def.	Tot.	Ast.	PF	Dq.	StL.	TO	Blk.	Pts.	Avg.	HI	
1962-63	13	370	71	151	.470	-	-	-	77	97	.794	-	-	38	21	-	-	-	-	-	219	16.8	-
1963-64	5	154	21	52	.404	-	-	-	27	32	.844	-	-	8	17	-	-	-	-	-	69	13.8	-
1964-65	10	287	72	150	.480	-	-	-	31	39	.795	-	-	30	33	-	-	-	-	-	175	17.5	-
TOT	28	811	164	353	.465	-	-	-	135	168	.804	-	-	76	71	-	-	-	-	-	463	16.5	-

JON BARRY - 6-5, 210 - GEORGIA TECH

JULY 25, 1969

REGULAR SEASON

G	Min.	FG	FGA	Pct.	3FG	3FGA	PCT	FT	FTA	Pct.	Off.	Def.	Tot.	Ast.	PF	Dq.	StL.	TO	Blk.	Pts.	Avg.	HI	
1997-98	49	374	38	104	.365	18	61	.295	27	29	.931	8	29	37	51	33	0	24	22	3	121	2.5	13

PLAYOFFS

G	Min.	FG	FGA	Pct.	3FG	3FGA	PCT	FT	FTA	Pct.	Off.	Def.	Tot.	Ast.	PF	Dq.	StL.	TO	Blk.	Pts.	Avg.	HI
1997-98	7	18	0	8	.000	0	5	.000	0	0	.000	0	2	2	0	-	-	1	0	0	0.0	-

BILLY RAY BATES - 6-4, 210 - KENTUCKY STATE

MAY 31, 1956

REGULAR SEASON

G	Min.	FG	FGA	Pct.	3FG	3FGA	PCT	FT	FTA	Pct.	Off.	Def.	Tot.	Ast.	PF	Dq.	StL.	TO	Blk.	Pts.	Avg.	HI	
1982-83	4	27	2	16	.125	0	0	.000	1	2	.500	1	0	1	0	1	0	1	0	0	5	1.3	3





ALL-TIME ROSTER WITH STATISTICS

ELGIN BAYLOR - 6-5, 225 - SEATTLE

SEPTEMBER 16, 1934

REGULAR SEASON

G	Mn.	FG	FGA	Pct.	3FG	3FGA	PCT	FT	FTA	Pct.	Off.	Def.	Tot.	Ast.	PF	Do.	StL.	TO	Blk.	Pts.	Avg.	Hi
1958-59	70	2855	605	1482	.408	-	-	532	685	.777	-	-	1050	287	270	4	-	-	-	1742	24.9	-
1959-60	70	2873	755	1781	.424	-	-	564	770	.732	-	-	1150	243	234	2	-	-	-	2074	29.6	-
1960-61	73	3133	931	2166	.430	-	-	676	863	.783	-	-	1447	371	279	3	-	-	-	2538	34.8	-
1961-62	48	2129	680	1588	.428	-	-	476	631	.754	-	-	892	222	155	1	-	-	-	1836	38.3	-
1962-63	80	3370	1029	2273	.453	-	-	661	790	.837	-	-	1146	386	226	1	-	-	-	2719	34.0	-
1963-64	78	3164	756	1778	.425	-	-	471	586	.804	-	-	936	347	235	1	-	-	-	1983	25.4	-
1964-65	74	3056	763	1903	.401	-	-	483	610	.792	-	-	950	280	235	0	-	-	-	2009	27.1	-
1965-66	65	1975	415	1034	.401	-	-	249	337	.739	-	-	621	224	157	0	-	-	-	1079	16.6	-
1966-67	70	2706	711	1658	.429	-	-	440	541	.813	-	-	898	215	211	1	-	-	-	1862	26.6	-
1967-68	77	3029	757	1709	.443	-	-	488	621	.786	-	-	941	355	232	0	-	-	-	2002	26.0	-
1968-69	76	3064	730	1632	.447	-	-	421	567	.743	-	-	805	408	204	0	-	-	-	1881	24.8	-
1969-70	54	2213	511	1051	.486	-	-	276	357	.773	-	-	559	292	132	1	-	-	-	1298	24.0	-
1970-71	2	57	8	19	.421	-	-	4	6	.667	-	-	11	2	6	0	-	-	-	20	10.0	-
1971-72	9	239	42	97	.433	-	-	22	27	.815	-	-	57	18	20	0	-	-	-	106	11.8	-
TOT	846	33863	8693	20171	.431	-	-	5763	7391	.780	-	-	11463	3650	2596	14	-	-	-	23149	27.4	-

PLAYOFFS

G	Mn.	FG	FGA	Pct.	3FG	3FGA	PCT	FT	FTA	Pct.	Off.	Def.	Tot.	Ast.	PF	Do.	StL.	TO	Blk.	Pts.	Avg.	Hi
1958-59	13	556	122	303	.403	-	-	87	113	.770	-	-	156	43	-	0	-	0	0	331	25.5	-
1959-60	9	408	111	234	.474	-	-	79	94	.840	-	-	128	31	-	0	-	0	0	301	33.4	-
1960-61	12	540	170	352	.483	-	-	117	142	.824	-	-	183	55	-	0	-	0	0	457	38.1	-
1961-62	13	571	186	425	.438	-	-	130	168	.774	-	-	230	47	-	0	-	0	0	502	38.6	-
1962-63	13	562	160	362	.442	-	-	104	126	.825	-	-	177	58	-	0	-	0	0	424	32.6	-
1963-64	5	221	45	119	.378	-	-	31	40	.775	-	-	58	28	-	0	-	0	0	121	24.2	-
1964-65	1	5	0	2	.000	-	-	0	0	.000	-	-	0	1	-	0	-	0	0	0	0.0	-
1965-66	14	586	145	328	.442	-	-	85	105	.810	-	-	197	52	-	0	-	0	0	375	26.8	-
1966-67	3	121	28	76	.368	-	-	15	20	.750	-	-	39	9	-	0	-	0	0	71	23.7	-
1967-68	15	633	176	376	.468	-	-	76	112	.679	-	-	218	60	-	0	-	0	0	428	28.5	-
1968-69	18	640	107	278	.385	-	-	63	100	.630	-	-	166	74	-	0	-	0	0	277	15.4	-
1969-70	18	667	138	296	.466	-	-	60	81	.741	-	-	173	83	-	0	-	0	0	336	18.7	-
TOT	134	5510	1388	3151	.440	-	-	847	1101	.769	-	-	1725	541	-	0	0	0	0	3623	27.0	-

ED BEACH - 6-3, 200 - WEST VIRGINIA

JANUARY 25, 1929

REGULAR SEASON

G	Mn.	FG	FGA	Pct.	3FG	3FGA	PCT	FT	FTA	Pct.	Off.	Def.	Tot.	Ast.	PF	Do.	StL.	TO	Blk.	Pts.	Avg.	Hi
1950-51	11	-	8	35	.229	-	-	6	9	.667	-	-	25	2	14	0	-	-	-	22	2.0	-

ZELMO BEATY - 6-9, 235 - PRAIRIE VIEW A&M

OCTOBER 25, 1939

REGULAR SEASON

G	Mn.	FG	FGA	Pct.	3FG	3FGA	PCT	FT	FTA	Pct.	Off.	Def.	Tot.	Ast.	PF	Do.	StL.	TO	Blk.	Pts.	Avg.	Hi
1974-75	69	1213	136	310	.439	-	-	108	135	.800	93	234	327	74	130	1	45	-	29	380	5.5	19

BENOIT BENJAMIN - 7-0, 265 - CREIGHTON

NOVEMBER 22, 1964

REGULAR SEASON

G	Mn.	FG	FGA	Pct.	3FG	3FGA	PCT	FT	FTA	Pct.	Off.	Def.	Tot.	Ast.	PF	Do.	StL.	TO	Blk.	Pts.	Avg.	Hi	
1992-93	28	306	52	108	.481	0	0	.000	22	37	.595	24	72	96	10	61	0	14	36	13	126	4.5	17

MARIO BENNETT - 6-9, 235 - ARIZONA STATE

AUGUST 1, 1973

REGULAR SEASON

G	Mn.	FG	FGA	Pct.	3FG	3FGA	PCT	FT	FTA	Pct.	Off.	Def.	Tot.	Ast.	PF	Do.	StL.	TO	Blk.	Pts.	Avg.	Hi	
1997-98	45	354	80	135	.593	1	2	.500	16	44	.364	60	66	126	18	61	0	19	21	11	177	3.9	21

PLAYOFFS

G	Mn.	FG	FGA	Pct.	3FG	3FGA	PCT	FT	FTA	Pct.	Off.	Def.	Tot.	Ast.	PF	Do.	StL.	TO	Blk.	Pts.	Avg.	Hi
1997-98	4	10	1	2	.500	0	0	0	2	2	1.000	2	4	6	0	-	0	0	1	4	1.0	-

ALEX BLACKWELL - 6-6, 255 - MONMOUTH

JUNE 27, 1970

REGULAR SEASON

G	Mn.	FG	FGA	Pct.	3FG	3FGA	PCT	FT	FTA	Pct.	Off.	Def.	Tot.	Ast.	PF	Do.	StL.	TO	Blk.	Pts.	Avg.	Hi	
1992-93	27	109	14	42	.333	0	3	.000	6	8	.750	10	13	23	7	14	0	4	5	2	34	1.3	8

STEVE BLAKE - 6-3, 170 - MARYLAND

FEBRUARY 26, 1980

REGULAR SEASON

G	Mn.	FG	FGA	Pct.	3FG	3FGA	PCT	FT	FTA	Pct.	Off.	Def.	Tot.	Ast.	PF	Do.	StL.	TO	Blk.	Pts.	Avg.	Hi	
2010-11	79	1581	110	306	.359	73	193	.378	26	30	.867	19	137	156	170	99	0	40	73	3	319	4.0	14
2011-12	53	1237	101	268	.377	53	158	.335	21	27	.778	9	76	85	174	75	0	39	72	2	276	5.2	17
2012-13	45	1175	114	270	.422	72	171	.421	27	35	.771	21	111	132	173	83	2	34	62	6	327	7.3	24
TOT	676	16810	1713	4225	.405	829	2129	.389	425	542	.784	212	1219	1431	2651	1014	3	468	935	45	4680	6.9	-

PLAYOFFS

G	Mn.	FG	FGA	Pct.	3FG	3FGA	PCT	FT	FTA	Pct.	Off.	Def.	Tot.	Ast.	PF	Do.	StL.	TO	Blk.	Pts.	Avg.	Hi	
2010-11	9	145	7	23	.304	6	18	.333	0	0	-	1	13	14	20	8	0	5	0	20	2.2	-	
2011-12	12	306	26	62	.419	18	43	.419	5	7	.714	8	26	34	27	21	0	8	15	2	75	6.3	-
2012-13	2	75	11	28	.393	5	12	.417	1	1	1.000	0	8	8	5	8	0	4	4	3	28	14.0	-
TOT	23	526	44	113	.389	29	73	.397	6	8	.750	9	47	56	52	37	0	17	24	5	123	5.3	-



ALL-TIME ROSTER WITH STATISTICS



JOHN BLOCK - 6-9 1/2, 210 - USC

APRIL 16, 1944

REGULAR SEASON

G	Min.	FG	FGA	Pct.	3FG	3FGA	PCT	FT	FTA	Pct.	Off.	Def.	Tot.	Ast.	PF	Dq.	StL.	TO	Blk.	Pts.	Avg.	HI
1966-67	22	118	20	52	.385	-	-	-	24	34	.706	-	-	45	5	20	0	-	-	64	2.9	-

PLAYOFFS

G	Min.	FG	FGA	Pct.	3FG	3FGA	PCT	FT	FTA	Pct.	Off.	Def.	Tot.	Ast.	PF	Dq.	StL.	TO	Blk.	Pts.	Avg.	HI
1966-67	1	1	0	0	-	-	-	0	0	.000	-	-	0	0	-	0	0	0	0	0	0.0	-

MEYER BLOOM - 6-6, 190 - TEMPLE

JANUARY 14, 1915

REGULAR SEASON

G	Min.	FG	FGA	Pct.	3FG	3FGA	PCT	FT	FTA	Pct.	Off.	Def.	Tot.	Ast.	PF	Dq.	StL.	TO	Blk.	Pts.	Avg.	HI
1948-49	24	-	13	92	.141	-	-	-	29	40	.725	-	-	-	15	22	-	-	-	55	2.3	-

CORIE BLOUNT - 6-10, 242 - CINCINNATI

JANUARY 4, 1969

REGULAR SEASON

G	Min.	FG	FGA	Pct.	3FG	3FGA	PCT	FT	FTA	Pct.	Off.	Def.	Tot.	Ast.	PF	Dq.	StL.	TO	Blk.	Pts.	Avg.	HI	
1995-96	57	715	79	167	.473	0	2	.000	25	44	.568	69	101	170	42	109	2	25	47	35	183	3.2	11
1996-97	58	1009	92	179	.514	1	3	.333	56	83	.675	113	163	276	35	121	2	22	50	26	241	4.2	17
1997-98	70	1029	107	187	.572	0	4	.000	39	78	.500	114	184	298	37	157	2	29	51	25	253	3.6	12
1998-99	14	162	13	33	.394	0	1	.000	6	12	.500	24	22	46	2	27	0	1	6	4	32	2.3	7
TOT	199	2915	291	566	.514	1	10	.100	126	217	.581	320	470	790	116	414	6	77	154	90	709	3.6	-

PLAYOFFS

G	Min.	FG	FGA	Pct.	3FG	3FGA	PCT	FT	FTA	Pct.	Off.	Def.	Tot.	Ast.	PF	Dq.	StL.	TO	Blk.	Pts.	Avg.	HI
1996-97	3	8	1	1	1.000	0	0	-	1	2	.500	0	2	2	1	-	0	0	0	3	1.0	-
1997-98	12	209	12	24	.500	0	0	-	7	11	.636	24	40	64	7	-	6	3	4	31	2.6	-
TOT	15	217	13	25	.520	0	0	-	8	13	.615	24	42	66	8	-	6	3	4	34	2.3	-

TONY BOBBITT - 6-4, 190 - CINCINNATI

OCTOBER 22, 1979

REGULAR SEASON

G	Min.	FG	FGA	Pct.	3FG	3FGA	PCT	FT	FTA	Pct.	Off.	Def.	Tot.	Ast.	PF	Dq.	StL.	TO	Blk.	Pts.	Avg.	HI
2004-05	2	12	2	5	.400	1	2	.500	0	0	-	0	3	3	0	1	0	0	0	5	2.5	5

RON BOONE - 6-2, 200 - IDAHO STATE

SEPTEMBER 6, 1946

REGULAR SEASON

G	Min.	FG	FGA	Pct.	3FG	3FGA	PCT	FT	FTA	Pct.	Off.	Def.	Tot.	Ast.	PF	Dq.	StL.	TO	Blk.	Pts.	Avg.	HI	
1978-79	82	1583	259	569	.455	-	-	-	90	104	.865	53	92	145	154	171	1	66	147	11	608	7.4	18
1979-80	6	106	14	40	.350	0	0	-	6	7	.857	7	4	11	7	13	0	5	13	0	34	5.7	10
TOT	88	1689	273	609	.448	0	0	-	96	111	.865	60	96	156	161	184	1	71	160	11	642	7.3	-

PLAYOFFS

G	Min.	FG	FGA	Pct.	3FG	3FGA	PCT	FT	FTA	Pct.	Off.	Def.	Tot.	Ast.	PF	Dq.	StL.	TO	Blk.	Pts.	Avg.	HI
1978-79	8	226	37	77	.481	-	-	-	20	21	.952	-	-	15	14	-	9	0	0	94	11.8	-

BOB BOOZER - 6-8, 220 - KANSAS STATE

APRIL 26, 1937

REGULAR SEASON

G	Min.	FG	FGA	Pct.	3FG	3FGA	PCT	FT	FTA	Pct.	Off.	Def.	Tot.	Ast.	PF	Dq.	StL.	TO	Blk.	Pts.	Avg.	HI
1965-66	78	1847	365	754	.484	-	-	-	225	289	.779	-	-	548	87	196	0	-	-	955	12.2	-

PLAYOFFS

G	Min.	FG	FGA	Pct.	3FG	3FGA	PCT	FT	FTA	Pct.	Off.	Def.	Tot.	Ast.	PF	Dq.	StL.	TO	Blk.	Pts.	Avg.	HI
1965-66	10	181	26	65	.400	-	-	-	15	20	.750	-	-	50	7	-	0	0	0	67	6.7	-

SAM BOWIE - 7-1, 260 - KENTUCKY

MARCH 17, 1961

REGULAR SEASON

G	Min.	FG	FGA	Pct.	3FG	3FGA	PCT	FT	FTA	Pct.	Off.	Def.	Tot.	Ast.	PF	Dq.	StL.	TO	Blk.	Pts.	Avg.	HI	
1993-94	25	556	75	172	.436	1	4	.250	72	83	.867	27	104	131	47	65	0	4	43	28	223	8.9	21
1994-95	67	1225	118	267	.442	2	11	.182	68	89	.764	72	216	288	118	182	4	21	91	80	306	4.6	19
TOT	92	1781	193	439	.440	3	15	.200	140	172	.814	99	320	419	165	247	4	25	134	108	529	5.8	-

PLAYOFFS

G	Min.	FG	FGA	Pct.	3FG	3FGA	PCT	FT	FTA	Pct.	Off.	Def.	Tot.	Ast.	PF	Dq.	StL.	TO	Blk.	Pts.	Avg.	HI
1994-95	10	135	8	30	.267	0	0	-	5	5	1.000	13	20	33	3	-	1	6	9	21	2.1	-

ADRIAN BRANCH - 6-8, 185 - MARYLAND

NOVEMBER 17, 1963

REGULAR SEASON

G	Min.	FG	FGA	Pct.	3FG	3FGA	PCT	FT	FTA	Pct.	Off.	Def.	Tot.	Ast.	PF	Dq.	StL.	TO	Blk.	Pts.	Avg.	HI	
1986-87	32	219	48	96	.500	0	2	.000	42	54	.778	23	30	53	16	39	0	16	24	3	138	4.3	12

PLAYOFFS

G	Min.	FG	FGA	Pct.	3FG	3FGA	PCT	FT	FTA	Pct.	Off.	Def.	Tot.	Ast.	PF	Dq.	StL.	TO	Blk.	Pts.	Avg.	HI
1986-87	11	42	4	21	.190	0	1	.000	6	12	.500	3	7	10	5	-	2	5	0	14	1.3	-





ALL-TIME ROSTER WITH STATISTICS

JIM BREWER - 6-9, 220 - MINNESOTA

DECEMBER 3, 1951

REGULAR SEASON

G	Min.	FG	FGA	Pct.	3FG	3FGA	PCT	FT	FTA	Pct.	Off.	Def.	Tot.	Ast.	PF	Do.	StL.	TO	Blk.	Pts.	Avg.	HI	
1980-81	78	1107	101	197	.513	0	2	.000	15	40	.375	127	154	281	55	158	2	43	48	58	217	2.8	14
1981-82	71	966	81	175	.463	1	6	.167	7	19	.368	106	158	264	42	127	1	39	37	46	170	2.4	10
TOT	149	2073	182	372	.489	1	8	.125	22	59	.373	233	312	545	97	285	3	82	85	104	387	2.6	-

PLAYOFFS

G	Min.	FG	FGA	Pct.	3FG	3FGA	PCT	FT	FTA	Pct.	Off.	Def.	Tot.	Ast.	PF	Do.	StL.	TO	Blk.	Pts.	Avg.	HI
1980-81	3	7	0	0	.000	0	0	0	0	0	0	1	1	0	0	0	0	0	0	0	0.0	0
1981-82	8	57	3	6	.500	0	0	0	0	0	4	7	11	4	0	2	4	6	6	6	0.8	-
TOT	11	64	3	6	.500	0	0	0	0	0	4	8	12	4	0	2	4	6	6	6	0.5	-

FRANK BRICKOWSKI - 6-9, 245 - PENN STATE

AUGUST 14, 1959

REGULAR SEASON

G	Min.	FG	FGA	Pct.	3FG	3FGA	PCT	FT	FTA	Pct.	Off.	Def.	Tot.	Ast.	PF	Do.	StL.	TO	Blk.	Pts.	Avg.	HI	
1986-87	37	404	53	94	.564	0	0	-	40	59	.678	40	57	97	12	105	4	14	25	4	146	3.9	14

BILL BRIDGES - 6-5, 230 - KANSAS

APRIL 4, 1939

REGULAR SEASON

G	Min.	FG	FGA	Pct.	3FG	3FGA	PCT	FT	FTA	Pct.	Off.	Def.	Tot.	Ast.	PF	Do.	StL.	TO	Blk.	Pts.	Avg.	HI	
1972-73	72	2491	286	597	.479	-	-	-	133	190	.700	-	782	196	261	3	-	-	-	705	9.8	-	
1973-74	65	1812	216	513	.421	-	-	-	116	164	.707	193	306	499	148	219	3	58	-	31	548	8.4	28
1974-75	17	307	20	57	.351	-	-	-	16	30	.533	46	48	94	27	46	1	7	-	5	56	3.3	15
TOT	154	4610	522	1167	.447	-	-	-	265	384	.690	239	354	1375	371	526	7	65	-	36	1309	8.5	-

PLAYOFFS

G	Min.	FG	FGA	Pct.	3FG	3FGA	PCT	FT	FTA	Pct.	Off.	Def.	Tot.	Ast.	PF	Do.	StL.	TO	Blk.	Pts.	Avg.	HI
1972-73	17	582	57	136	.419	-	-	-	38	49	.776	-	158	29	-	0	0	0	0	152	8.9	-
1973-74	5	144	12	41	.293	-	-	-	6	13	.462	-	30	6	-	0	0	0	0	30	6.0	-
TOT	22	726	69	177	.390	-	-	-	44	62	.710	-	188	35	-	0	0	0	0	182	8.3	-

CHUCKY BROWN - 6-8, 215 - NORTH CAROLINA STATE

FEBRUARY 29, 1968

REGULAR SEASON

G	Min.	FG	FGA	Pct.	3FG	3FGA	PCT	FT	FTA	Pct.	Off.	Def.	Tot.	Ast.	PF	Do.	StL.	TO	Blk.	Pts.	Avg.	HI	
1991-92	36	381	55	118	.466	0	3	.000	25	29	.861	29	47	76	23	41	0	9	27	7	135	3.8	16

PLAYOFFS

G	Min.	FG	FGA	Pct.	3FG	3FGA	PCT	FT	FTA	Pct.	Off.	Def.	Tot.	Ast.	PF	Do.	StL.	TO	Blk.	Pts.	Avg.	HI
1991-92	3	44	8	19	.421	0	1	.000	3	6	.500	3	8	11	2	-	0	1	2	19	6.3	-

GEORGE BROWN - 6-6, 190 - WAYNE STATE

OCTOBER 30, 1935

REGULAR SEASON

G	Min.	FG	FGA	Pct.	3FG	3FGA	PCT	FT	FTA	Pct.	Off.	Def.	Tot.	Ast.	PF	Do.	StL.	TO	Blk.	Pts.	Avg.	HI
1957-58	1	6	0	2	.000	-	-	-	1	2	.500	-	-	1	0	1	0	-	-	1	1.0	-

KWAME BROWN - 6-11, 270 - GLYNN ACADEMY HS

MARCH 10, 1982

REGULAR SEASON

G	Min.	FG	FGA	Pct.	3FG	3FGA	PCT	FT	FTA	Pct.	Off.	Def.	Tot.	Ast.	PF	Do.	StL.	TO	Blk.	Pts.	Avg.	HI	
2005-06	72	1978	204	388	.526	0	1	.000	128	235	.545	182	291	473	72	196	3	27	100	46	536	7.4	21
2006-07	41	1132	143	242	.591	0	1	.000	59	134	.440	81	163	244	75	124	0	39	76	49	345	8.4	18
2007-08	23	509	53	103	.515	0	0	.000	26	64	.406	31	100	131	28	58	0	16	37	19	132	5.7	10
TOT	136	3619	400	733	.546	0	2	.000	213	433	.492	294	554	848	175	378	3	82	213	114	1013	7.4	-

PLAYOFFS

G	Min.	FG	FGA	Pct.	3FG	3FGA	PCT	FT	FTA	Pct.	Off.	Def.	Tot.	Ast.	PF	Do.	StL.	TO	Blk.	Pts.	Avg.	HI
2005-06	7	225	34	65	.523	0	0	0	22	31	.710	17	29	46	7	-	2	12	6	90	12.9	-
2006-07	5	133	19	36	.528	0	0	0	5	9	.556	13	15	28	1	-	1	9	4	43	8.6	-
TOT	12	358	53	101	.525	0	0	0	27	40	.675	30	44	74	8	-	3	21	10	133	11.1	-

ROGER BROWN - 6-11, 230 - KANSAS

FEBRUARY 29, 1950

REGULAR SEASON

G	Min.	FG	FGA	Pct.	3FG	3FGA	PCT	FT	FTA	Pct.	Off.	Def.	Tot.	Ast.	PF	Do.	StL.	TO	Blk.	Pts.	Avg.	HI
1972-73	1	5	0	0	-	-	-	1	3	.333	-	-	0	0	0	0	-	-	-	1	1.0	-

SHANNON BROWN - 6-4, 210 - MICHIGAN STATE

NOVEMBER 29, 1985

REGULAR SEASON

G	Min.	FG	FGA	Pct.	3FG	3FGA	PCT	FT	FTA	Pct.	Off.	Def.	Tot.	Ast.	PF	Do.	StL.	TO	Blk.	Pts.	Avg.	HI	
2008-09	18	136	22	42	.524	6	9	.667	8	9	.889	3	17	20	10	9	0	4	9	2	58	3.2	10
2009-10	82	1700	253	592	.427	62	189	.327	99	121	.818	30	153	183	108	129	0	57	67	31	667	8.1	27
2010-11	82	1568	273	643	.425	74	212	.349	92	101	.911	35	122	157	96	124	0	67	75	16	712	8.7	21
TOT	182	3404	548	1277	.429	142	410	.346	199	231	.861	68	292	370	214	262	0	128	151	49	1437	7.9	-

PLAYOFFS

G	Min.	FG	FGA	Pct.	3FG	3FGA	PCT	FT	FTA	Pct.	Off.	Def.	Tot.	Ast.	PF	Do.	StL.	TO	Blk.	Pts.	Avg.	HI	
2008-09	21	276	36	83	.434	12	25	.480	19	24	.792	8	17	25	13	27	0	10	10	2	103	4.9	14
2009-10	23	324	42	107	.393	9	32	.281	20	28	.714	7	22	29	20	37	0	10	13	7	113	4.9	12
2010-11	10	166	28	61	.459	7	25	.280	9	14	.643	5	14	19	7	10	0	6	9	2	72	7.2	15
TOT	54	766	106	251	.422	28	82	.341	48	66	.727	20	53	73	40	74	0	26	32	11	288	5.3	-



ALL-TIME ROSTER WITH STATISTICS



TIERRE BROWN - 6-2, 189 - MCNEESE STATE

JUNE 3, 1979

REGULAR SEASON

G	Min.	FG	FGA	Pct.	3FG	3FGA	PCT	FT	FTA	Pct.	Off.	Def.	Tot.	Ast.	PF	Dq.	Stl.	TO	Blk.	Pts.	Avg.	HI	
2004-05	76	1066	124	348	.356	26	72	.361	59	75	.787	21	72	93	155	59	0	32	74	1	333	4.4	27

TONY BROWN - 6-6, 200 - ARKANSAS

JULY 29, 1960

REGULAR SEASON

G	Min.	FG	FGA	Pct.	3FG	3FGA	PCT	FT	FTA	Pct.	Off.	Def.	Tot.	Ast.	PF	Dq.	Stl.	TO	Blk.	Pts.	Avg.	HI	
1990-91	7	27	2	3	.667	1	1	1.000	0	0	-	0	4	4	3	8	0	0	4	0	5	0.7	3

KOBE BRYANT - 6-6, 205 - LOWER MERION HS

AUGUST 23, 1978

REGULAR SEASON

G	Min.	FG	FGA	Pct.	3FG	3FGA	PCT	FT	FTA	Pct.	Off.	Def.	Tot.	Ast.	PF	Dq.	Stl.	TO	Blk.	Pts.	Avg.	HI	
1996-97	71	1103	176	422	.417	51	136	.375	136	166	.819	47	85	132	91	102	0	49	112	23	539	7.6	24
1997-98	79	2056	391	913	.428	75	220	.341	363	457	.794	79	163	242	199	180	1	74	157	40	1220	15.4	33
1998-99	50	1896	362	779	.465	27	101	.267	245	292	.839	53	211	264	190	153	3	72	157	50	996	19.9	38
1999-00	66	2524	554	1183	.468	46	144	.319	331	403	.821	108	308	416	323	220	4	106	182	62	1485	22.5	40
2000-01	68	2783	701	1510	.464	61	200	.305	475	557	.853	104	295	399	338	222	3	114	220	43	1938	28.5	51
2001-02	80	3063	749	1597	.469	33	132	.250	488	589	.829	112	329	441	438	228	1	118	223	35	2019	25.2	56
2002-03	82	3401	868	1924	.451	124	324	.383	601	713	.843	106	458	564	481	218	0	181	288	67	2461	30.0	55
2003-04	65	2447	516	1178	.438	71	217	.327	454	533	.852	103	256	359	330	176	0	112	171	28	1557	24.0	45
2004-05	66	2689	573	1324	.433	131	387	.339	542	664	.816	95	297	392	398	174	1	174	270	53	1819	27.6	48
2005-06	80	3277	978	2173	.450	180	518	.347	696	819	.850	71	354	425	360	233	1	147	250	30	2832	35.4	81
2006-07	77	3140	813	1757	.463	137	398	.344	667	768	.868	75	364	439	413	205	2	111	255	36	2430	31.6	65
2007-08	82	3192	775	1690	.459	150	415	.361	623	742	.840	94	423	517	441	227	1	151	257	40	2323	28.3	53
2008-09	82	2960	800	1712	.467	118	336	.351	483	564	.856	90	339	429	399	189	1	120	210	37	2201	26.8	61
2009-10	73	2835	716	1569	.456	99	301	.329	439	541	.811	78	313	391	365	187	0	113	233	20	1970	27.0	44
2010-11	82	2779	740	1639	.451	115	356	.323	483	583	.828	83	336	419	388	172	0	99	243	12	2078	25.3	42
2011-12	58	2252	574	1336	.430	87	287	.303	381	451	.845	66	247	313	264	105	0	69	204	18	1616	27.9	48
2012-13	78	3013	738	1595	.463	132	407	.324	525	626	.839	66	367	433	469	173	0	106	287	25	2133	27.3	47
TOT	1161	42378	10286	22706	.453	1505	4472	.337	7407	8842	.838	1364	4778	6142	5418	2991	18	1722	3432	594	29484	25.4	-

PLAYOFFS

G	Min.	FG	FGA	Pct.	3FG	3FGA	PCT	FT	FTA	Pct.	Off.	Def.	Tot.	Ast.	PF	Dq.	Stl.	TO	Blk.	Pts.	Avg.	HI	
1996-97	9	133	21	55	.382	6	23	.261	26	30	.867	1	10	11	11	23	-	3	14	2	74	8.2	-
1997-98	11	220	31	76	.408	3	14	.214	31	45	.689	7	14	21	16	28	-	3	11	8	96	8.7	-
1998-99	8	315	61	142	.430	8	23	.348	28	35	.800	13	42	55	37	24	-	15	31	10	158	19.8	-
1999-00	22	857	174	394	.442	22	64	.344	95	126	.754	26	72	98	97	89	-	32	55	32	465	21.1	-
2000-01	16	694	168	358	.469	11	34	.324	124	151	.821	29	87	116	97	53	-	25	51	12	471	29.4	-
2001-02	19	833	187	431	.434	22	58	.379	110	145	.759	28	83	111	87	65	-	27	54	17	506	26.6	-
2002-03	12	531	137	317	.432	25	62	.403	86	104	.827	16	45	61	62	35	-	14	42	1	385	32.1	-
2003-04	22	973	190	460	.413	24	97	.247	135	166	.813	18	86	104	121	59	-	42	61	7	539	24.5	-
2005-06	7	314	72	145	.497	14	35	.400	37	48	.771	4	40	44	36	25	-	8	33	3	195	27.9	-
2006-07	5	215	60	130	.462	10	28	.357	34	37	.919	1	25	26	22	10	-	5	22	2	164	32.8	-
2007-08	21	863	222	463	.479	32	106	.302	157	194	.809	18	101	119	117	59	-	35	70	8	633	30.1	-
2008-09	23	940	242	530	.457	37	106	.349	174	197	.883	19	104	123	126	59	-	38	59	21	695	30.2	-
2009-10	23	923	234	511	.458	49	131	.374	154	183	.842	26	112	138	126	75	-	31	79	16	671	29.2	-
2010-11	10	354	83	186	.446	12	41	.293	50	61	.820	8	26	34	33	23	-	16	31	3	228	22.8	-
2011-12	12	476	132	301	.439	17	60	.283	79	95	.832	16	42	58	52	33	-	16	34	2	360	30.0	-
TOT	220	8641	2014	4499	.448	292	882	.331	1320	1617	.816	230	889	1119	1040	660	-	310	647	144	5640	25.6	-

STEVE BUCKNALL - 6-6, 215 - NORTH CAROLINA

MARCH 17, 1966

REGULAR SEASON

G	Min.	FG	FGA	Pct.	3FG	3FGA	PCT	FT	FTA	Pct.	Off.	Def.	Tot.	Ast.	PF	Dq.	Stl.	TO	Blk.	Pts.	Avg.	HI	
1989-90	18	75	9	33	.273	0	1	.000	5	6	.833	5	2	7	10	10	0	2	11	1	23	1.3	4

BOB BURROW - 6-7, 230 - KENTUCKY

JUNE 29, 1934

REGULAR SEASON

G	Min.	FG	FGA	Pct.	3FG	3FGA	PCT	FT	FTA	Pct.	Off.	Def.	Tot.	Ast.	PF	Dq.	Stl.	TO	Blk.	Pts.	Avg.	HI	
1957-58	14	171	22	70	.314	-	-	-	11	33	.333	-	-	64	6	15	0	-	-	-	55	3.9	-

CARON BUTLER - 6-7, 217 - CONNECTICUT

MARCH 13, 1980

REGULAR SEASON

G	Min.	FG	FGA	Pct.	3FG	3FGA	PCT	FT	FTA	Pct.	Off.	Def.	Tot.	Ast.	PF	Dq.	Stl.	TO	Blk.	Pts.	Avg.	HI	
2004-05	77	2746	441	991	.445	38	125	.304	275	319	.862	146	304	450	146	213	2	110	125	23	1195	15.5	34





ALL-TIME ROSTER WITH STATISTICS

ANDREW BYNUM - 7-1, 285 - ST. JOSEPH HS

OCTOBER 27, 1987

REGULAR SEASON

G	Min.	FG	FGA	Pct.	3FG	3FGA	PCT	FT	FTA	Pct.	Off.	Def.	Tot.	Ast.	PF	Do.	StL.	TO	Blk.	Pts.	Avg.	HI	
2005-06	46	338	33	82	.402	0	0	-	8	27	296	34	46	80	9	56	0	4	17	22	74	1.6	16
2006-07	82	1793	247	443	.558	0	3	.000	143	214	668	139	345	484	94	249	5	12	115	128	637	7.8	20
2007-08	35	1008	189	297	.636	0	0	-	82	118	695	105	251	356	61	98	2	12	52	72	460	13.1	28
2008-09	50	1446	281	502	.560	0	0	-	152	215	707	137	261	398	71	157	1	18	85	90	714	14.3	42
2009-10	65	1977	392	688	.570	0	1	.000	193	261	739	177	364	541	68	193	2	35	115	94	977	15.0	27
2010-11	60	1500	237	413	.574	0	0	-	138	209	660	170	338	580	73	140	1	19	74	106	612	11.3	22
2011-12	64	2112	444	796	.558	1	5	.200	234	338	692	192	517	709	85	104	0	27	152	116	1123	18.7	37
TOTALS	392	10175	1823	3221	.566	1	9	.111	950	1382	687	954	2122	3076	461	997	11	127	610	628	4597	11.7	-

PLAYOFFS

G	Min.	FG	FGA	Pct.	3FG	3FGA	PCT	FT	FTA	Pct.	Off.	Def.	Tot.	Ast.	PF	Do.	StL.	TO	Blk.	Pts.	Avg.	HI	
2005-06	1	2	0	1	.000	0	0	-	0	0	-	0	0	0	0	0	0	0	0	0	0	0.0	-
2006-07	5	55	8	15	.533	0	0	-	4	10	400	8	15	23	0	7	-	0	2	2	20	4.0	-
2008-09	23	400	58	127	.457	0	0	-	28	43	651	33	53	86	10	77	-	8	19	21	144	6.3	-
2009-10	23	561	80	149	.537	0	0	-	38	56	679	59	100	159	12	61	-	6	21	36	198	8.6	-
2010-11	10	320	57	105	.543	0	0	-	30	36	833	36	60	96	8	33	-	5	20	14	144	14.4	-
2011-12	12	451	73	153	.477	0	0	-	54	69	783	46	87	133	18	21	-	5	16	37	200	16.7	-
TOT	74	1469	276	550	.502	0	0	-	154	214	720	182	315	497	48	199	-	24	78	110	706	9.5	-

MARTY BYRNES - 6-7, 220 - SYRACUSE

APRIL 30, 1956

REGULAR SEASON

G	Min.	FG	FGA	Pct.	3FG	3FGA	PCT	FT	FTA	Pct.	Off.	Def.	Tot.	Ast.	PF	Do.	StL.	TO	Blk.	Pts.	Avg.	HI	
1979-80	32	194	25	50	.500	0	0	-	13	15	.867	9	18	27	13	32	0	5	22	1	63	2.0	11

PLAYOFFS

G	Min.	FG	FGA	Pct.	3FG	3FGA	PCT	FT	FTA	Pct.	Off.	Def.	Tot.	Ast.	PF	Do.	StL.	TO	Blk.	Pts.	Avg.	HI	
1979-80	4	8	1	3	.333	0	0	-	4	6	.667	1	0	1	1	-	-	0	1	0	6	1.5	-

CORKY CALHOUN - 6-7, 210 - PENNSYLVANIA

NOVEMBER 1, 1950

REGULAR SEASON

G	Min.	FG	FGA	Pct.	3FG	3FGA	PCT	FT	FTA	Pct.	Off.	Def.	Tot.	Ast.	PF	Do.	StL.	TO	Blk.	Pts.	Avg.	HI	
1974-75	57	1270	120	286	.420	-	-	-	44	62	710	95	141	236	75	160	1	49	-	23	284	5.0	13
1975-76	76	1816	172	368	.467	-	-	-	65	83	783	117	224	341	85	216	4	62	-	35	409	5.4	18
TOT	133	3086	292	654	.446	-	-	-	109	145	752	212	365	577	160	376	5	111	-	58	693	5.2	-

DEMETRIUS CALIP - 6-1, 165 - MICHIGAN

NOVEMBER 18, 1969

REGULAR SEASON

G	Min.	FG	FGA	Pct.	3FG	3FGA	PCT	FT	FTA	Pct.	Off.	Def.	Tot.	Ast.	PF	Do.	StL.	TO	Blk.	Pts.	Avg.	HI	
1991-92	7	58	4	18	.222	1	5	.200	2	3	.667	1	4	5	12	8	0	1	5	0	11	1.6	3

MACK CALVIN - 6-0, 170 - USC

JULY 27, 1947

G	Min.	FG	FGA	Pct.	3FG	3FGA	PCT	FT	FTA	Pct.	Off.	Def.	Tot.	Ast.	PF	Do.	StL.	TO	Blk.	Pts.	Avg.	HI	
1976-77	12	207	27	82	.329	-	-	-	41	48	.854	6	10	16	21	16	0	11	-	1	95	7.9	20

ELDEN CAMPBELL - 7-0, 255 - CLEMSON

JULY 23, 1968

REGULAR SEASON

G	Min.	FG	FGA	Pct.	3FG	3FGA	PCT	FT	FTA	Pct.	Off.	Def.	Tot.	Ast.	PF	Do.	StL.	TO	Blk.	Pts.	Avg.	HI	
1990-91	52	380	56	123	.455	0	0	-	32	49	653	40	56	96	10	71	1	11	16	38	144	2.8	12
1991-92	81	1876	220	491	.448	0	2	.000	138	223	619	155	268	423	59	203	1	53	73	159	578	7.1	25
1992-93	79	1551	238	520	.458	0	3	.000	130	204	637	127	205	332	48	165	0	59	69	100	606	7.7	21
1993-94	76	2253	373	808	.462	0	2	.000	188	273	689	167	352	519	86	241	2	64	98	146	934	12.3	29
1994-95	73	2079	360	785	.459	0	1	.000	193	290	666	168	277	445	92	246	4	69	98	132	913	12.5	32
1995-96	82	2699	447	888	.503	0	5	.000	249	349	713	162	461	623	181	304	0	88	137	212	1143	13.9	29
1996-97	77	2516	442	942	.469	1	4	.250	263	370	711	207	408	615	126	276	6	46	130	117	1148	14.9	40
1997-98	81	1784	289	624	.463	1	2	.500	237	342	693	143	312	455	78	209	1	35	115	102	816	10.1	25
1998-99	17	325	44	101	.436	0	0	-	38	62	613	38	58	96	8	51	2	1	22	16	126	7.4	24
TOT	618	15460	2469	5282	.467	2	19	.105	1468	2162	679	1207	2397	3604	688	1762	21	426	758	1022	6408	10.4	-

PLAYOFFS

G	Min.	FG	FGA	Pct.	3FG	3FGA	PCT	FT	FTA	Pct.	Off.	Def.	Tot.	Ast.	PF	Do.	StL.	TO	Blk.	Pts.	Avg.	HI	
1990-91	14	138	25	38	.658	0	0	-	7	15	.467	8	21	29	3	-	-	6	6	8	57	4.1	-
1991-92	4	117	14	37	.378	0	0	-	12	18	.667	9	16	25	6	-	-	3	4	6	40	10.0	-
1992-93	5	178	29	69	.420	0	0	-	12	24	500	17	25	42	7	-	-	6	12	12	70	14.0	-
1994-95	10	376	64	132	.485	0	0	-	29	44	659	26	47	73	16	-	-	4	15	30	157	15.7	-
1995-96	4	129	20	39	.513	0	1	.000	8	16	500	3	29	32	8	-	-	1	10	9	48	12.0	-
1996-97	9	278	37	93	.398	1	1	1.000	31	38	816	14	25	39	9	-	-	7	14	13	106	11.8	-
1997-98	13	180	23	51	.451	0	0	-	22	34	647	17	28	45	8	-	-	3	13	12	68	5.2	-
TOT	59	1396	212	459	.462	1	2	.500	121	189	640	94	191	285	57	-	-	30	74	90	546	9.3	-

TONY CAMPBELL - 6-7, 215 - OHIO STATE

MAY 7, 1962

REGULAR SEASON

G	Min.	FG	FGA	Pct.	3FG	3FGA	PCT	FT	FTA	Pct.	Off.	Def.	Tot.	Ast.	PF	Do.	StL.	TO	Blk.	Pts.	Avg.	HI	
1987-88	13	242	57	101	.564	1	3	.333	28	39	718	8	19	27	15	41	0	11	26	2	143	11.0	28
1988-89	63	787	158	345	.458	2	21	.095	70	83	843	53	77	130	47	108	0	37	62	6	388	6.2	19
TOT	76	1029	215	446	.482	3	24	.125	98	122	803	61	96	157	62	149	0	48	88	8	531	7.0	-

PLAYOFFS

G	Min.	FG	FGA	Pct.	3FG	3FGA	PCT	FT	FTA	Pct.	Off.	Def.	Tot.	Ast.	PF	Do.	StL.	TO	Blk.	Pts.	Avg.	HI	
1987-88	15	94	18	42	.429	0	1	.000	11	16	.688	4	6	10	5	-	-	3	5	0	47	3.1	-
1988-89	9	106	19	31	.613	2	4	.500	16	22	.727	4	8	12	6	-	-	3	9	0	56	6.2	-
TOT	24	200	37																				

ALL-TIME ROSTER WITH STATISTICS



DERRICK CHARACTER - 6-9, 275 - UTEP

MAY 4, 1988

REGULAR SEASON

G	Min.	FG	FGA	Pct.	3FG	3FGA	PCT	FT	FTA	Pct.	Off.	Def.	Tot.	Ast.	PF	Dq.	StL.	TO	Blk.	Pts.	Avg.	HI	
2010-11	41	215	32	66	485	0	0	-	17	23	.739	19	24	43	7	47	1	4	19	10	81	2.0	10

DON "SWEDE" CARLSON - 6-0, 170 - MINNESOTA

MARCH 22, 1921

REGULAR SEASON

G	Min.	FG	FGA	Pct.	3FG	3FGA	PCT	FT	FTA	Pct.	Off.	Def.	Tot.	Ast.	PF	Dq.	StL.	TO	Blk.	Pts.	Avg.	HI	
1948-49	55	-	211	632	.334	-	-	-	86	130	.662	-	-	-	170	180	-	-	-	-	508	9.2	-
1949-50	57	-	99	290	.341	-	-	-	69	95	.726	-	-	-	76	126	-	-	-	-	267	4.7	-
TOT	112	-	310	922	.336	-	-	-	155	225	.689	-	-	-	246	306	-	-	-	-	775	6.9	-

PLAYOFFS

G	Min.	FG	FGA	Pct.	3FG	3FGA	PCT	FT	FTA	Pct.	Off.	Def.	Tot.	Ast.	PF	Dq.	StL.	TO	Blk.	Pts.	Avg.	HI	
1948-49	10	-	23	95	.242	-	-	-	14	25	.560	-	-	-	28	30	-	-	-	-	60	6.0	-
1949-50	10	-	21	37	.568	-	-	-	12	15	.800	-	-	-	11	19	-	-	-	-	54	5.4	-
TOT	20	-	44	132	.333	-	-	-	26	40	.650	-	-	-	39	49	-	-	-	-	114	5.7	-

ROBERT CARNEY - 6-3, 170 - BRADLEY

AUGUST 3, 1932

REGULAR SEASON

G	Min.	FG	FGA	Pct.	3FG	3FGA	PCT	FT	FTA	Pct.	Off.	Def.	Tot.	Ast.	PF	Dq.	StL.	TO	Blk.	Pts.	Avg.	HI	
1954-55	19	244	24	64	.375	-	-	-	21	40	.525	-	-	45	16	36	0	-	-	-	69	3.6	-

PLAYOFFS

G	Min.	FG	FGA	Pct.	3FG	3FGA	PCT	FT	FTA	Pct.	Off.	Def.	Tot.	Ast.	PF	Dq.	StL.	TO	Blk.	Pts.	Avg.	HI
1954-55	7	41	1	8	.125	0	0	-	8	9	.889	-	-	5	3	-	-	0	0	10	1.4	-

KENNY CARR - 6-7, 220 - NORTH CAROLINA STATE

AUGUST 15, 1955

REGULAR SEASON

G	Min.	FG	FGA	Pct.	3FG	3FGA	PCT	FT	FTA	Pct.	Off.	Def.	Tot.	Ast.	PF	Dq.	StL.	TO	Blk.	Pts.	Avg.	HI	
1977-78	52	733	134	302	.444	-	-	-	55	85	.647	53	155	208	26	127	0	18	89	14	323	6.2	15
1978-79	72	1149	225	450	.500	-	-	-	83	137	.606	70	222	292	60	152	0	38	116	31	533	7.4	17
1979-80	5	57	7	16	.438	0	0	-	2	2	1.000	5	12	17	1	6	0	2	9	1	16	3.2	6
TOT	129	1939	366	768	.477	0	0	-	140	224	.625	128	389	517	87	285	0	58	214	46	872	6.8	-

PLAYOFFS

G	Min.	FG	FGA	Pct.	3FG	3FGA	PCT	FT	FTA	Pct.	Off.	Def.	Tot.	Ast.	PF	Dq.	StL.	TO	Blk.	Pts.	Avg.	HI	
1977-78	2	17	3	8	.375	0	0	-	0	0	.000	-	-	4	0	-	-	1	-	0	6	3.0	-
1978-79	8	117	19	35	.543	0	0	-	5	8	.625	-	-	17	4	-	-	4	-	2	43	5.4	-
TOT	10	134	22	43	.512	0	0	-	5	8	.625	-	-	21	4	-	-	5	-	2	49	4.9	-

BUTCH CARTER - 6-5, 180 - INDIANA

JUNE 11, 1958

REGULAR SEASON

G	Min.	FG	FGA	Pct.	3FG	3FGA	PCT	FT	FTA	Pct.	Off.	Def.	Tot.	Ast.	PF	Dq.	StL.	TO	Blk.	Pts.	Avg.	HI	
1980-81	54	672	114	247	.462	3	10	.300	70	95	.737	34	31	65	52	99	0	23	50	1	301	5.6	16

MAURICE CARTER - 6-5, 210 - LOUISIANA STATE

OCTOBER 12, 1976

REGULAR SEASON

G	Min.	FG	FGA	Pct.	3FG	3FGA	PCT	FT	FTA	Pct.	Off.	Def.	Tot.	Ast.	PF	Dq.	StL.	TO	Blk.	Pts.	Avg.	HI	
2003-04	4	50	5	14	.357	1	3	.333	11	12	.917	0	3	3	2	5	0	0	6	0	22	5.5	9

RON CARTER - 6-5, 190 - VMI

AUGUST 31, 1956

REGULAR SEASON

G	Min.	FG	FGA	Pct.	3FG	3FGA	PCT	FT	FTA	Pct.	Off.	Def.	Tot.	Ast.	PF	Dq.	StL.	TO	Blk.	Pts.	Avg.	HI	
1978-79	46	332	54	124	.435	-	-	-	36	54	.667	21	24	45	25	54	1	17	40	7	144	3.1	14

PLAYOFFS

G	Min.	FG	FGA	Pct.	3FG	3FGA	PCT	FT	FTA	Pct.	Off.	Def.	Tot.	Ast.	PF	Dq.	StL.	TO	Blk.	Pts.	Avg.	HI	
1978-79	2	2	0	1	.000	0	0	-	0	0	-	0	0	0	0	-	-	0	0	0	0	0.0	-

JAY CARTY - 6-7 1/2, 220 - OREGON STATE

JULY 4, 1941

REGULAR SEASON

G	Min.	FG	FGA	Pct.	3FG	3FGA	PCT	FT	FTA	Pct.	Off.	Def.	Tot.	Ast.	PF	Dq.	StL.	TO	Blk.	Pts.	Avg.	HI	
1968-69	28	192	34	89	.382	-	-	-	8	11	.727	-	-	58	11	31	0	-	-	-	76	2.7	-

CEDRIC CEBALLOS - 6-7, 225 - CAL STATE FULLERTON

AUGUST 2, 1969

REGULAR SEASON

G	Min.	FG	FGA	Pct.	3FG	3FGA	PCT	FT	FTA	Pct.	Off.	Def.	Tot.	Ast.	PF	Dq.	StL.	TO	Blk.	Pts.	Avg.	HI	
1994-95	58	2029	497	977	.509	58	146	.397	209	292	.716	169	295	464	105	131	1	60	143	19	1261	21.7	50
1995-96	78	2628	638	1203	.530	51	184	.277	329	409	.804	215	321	536	119	144	0	94	167	22	1656	21.2	38
1996-97	8	279	34	83	.410	5	21	.238	13	15	.867	11	42	53	15	19	0	5	17	6	86	10.8	22
TOT	144	4936	1169	2263	.517	114	351	.325	551	716	.770	395	658	1053	239	294	1	159	327	47	3003	20.9	-

PLAYOFFS

G	Min.	FG	FGA	Pct.	3FG	3FGA	PCT	FT	FTA	Pct.	Off.	Def.	Tot.	Ast.	PF	Dq.	StL.	TO	Blk.	Pts.	Avg.	HI	
1994-95	10	340	48	126	.381	18	50	.360	28	38	.737	11	50	61	18	-	-	12	21	7	142	14.2	-
1995-96	4	142	30	62	.484	5	16	.313	11	12	.917	11	22	33	5	-	-	4	8	1	76	19.0	-
TOT	14	482	78	188	.415	23	66	.348	39	50	.780	22	72	94	23	-	-	16	29	8	218	15.6	-

JOHN CELESTAND - 6-3, 175 - VILLANOVA

MARCH 6, 1977

REGULAR SEASON

G	Min.	FG	FGA	Pct.	3FG	3FGA	PCT	FT	FTA	Pct.	Off.	Def.	Tot.	Ast.	PF	Dq.	StL.	TO	Blk.	Pts.	Avg.	HI	
1999-00	16	185	15	45	.333	2	9	.222	5	6	.833	1	10	11	20	22	0	7	16	0	37	2.3	8





ALL-TIME ROSTER WITH STATISTICS

WILT CHAMBERLAIN - 7-1, 275 - KANSAS

August 21, 1936

REGULAR SEASON

G	Min.	FG	FGA	Pct.	3FG	3FGA	PCT	FT	FTA	Pct.	Off.	Def.	Tot.	Ast.	PF	Do.	StL.	TO	Blk.	Pts.	Avg.	HI
1968-69	81	3669	641	1099	.583	-	-	382	857	.446	-	-	1712	366	142	0	-	-	-	1664	20.5	-
1969-70	12	505	129	227	.568	-	-	70	157	.446	-	-	221	49	31	0	-	-	-	328	27.3	-
1970-71	82	3630	668	1226	.545	-	-	360	669	.538	-	-	1493	352	174	0	-	-	-	1696	20.7	-
1971-72	82	3469	496	764	.649	-	-	221	524	.422	-	-	1572	329	196	0	-	-	-	1213	14.8	-
1972-73	82	3542	426	586	.727	-	-	232	455	.510	-	-	1526	365	191	0	-	-	-	1084	13.2	-
TOT	339	14815	2360	3902	.605	-	-	1265	2662	.475	-	-	6524	1461	734	0	-	-	-	5985	17.7	-

PLAYOFFS

G	Min.	FG	FGA	Pct.	3FG	3FGA	PCT	FT	FTA	Pct.	Off.	Def.	Tot.	Ast.	PF	Do.	StL.	TO	Blk.	Pts.	Avg.	HI
1968-69	18	832	96	176	.545	-	-	58	148	.392	-	-	444	46	-	-	-	-	-	250	13.9	-
1969-70	18	851	158	288	.549	-	-	82	202	.406	-	-	399	81	-	-	-	-	-	398	22.1	-
1970-71	12	554	85	187	.455	-	-	50	97	.515	-	-	242	53	-	-	-	-	-	220	18.3	-
1971-72	15	703	80	142	.563	-	-	60	122	.492	-	-	315	49	-	-	-	-	-	220	14.7	-
1972-73	17	801	64	116	.552	-	-	49	98	.500	-	-	383	60	-	-	-	-	-	177	10.4	-
TOT	80	3741	483	909	.531	-	-	299	667	.448	-	-	1783	289	-	-	-	-	-	1265	15.8	-

JERRY CHAMBERS - 6-5, 185 - UTAH

July 18, 1943

REGULAR SEASON

G	Min.	FG	FGA	Pct.	3FG	3FGA	PCT	FT	FTA	Pct.	Off.	Def.	Tot.	Ast.	PF	Do.	StL.	TO	Blk.	Pts.	Avg.	HI
1966-67	68	1015	224	496	.452	-	-	68	93	.731	-	-	208	44	143	0	-	-	-	516	7.6	-

PLAYOFFS

G	Min.	FG	FGA	Pct.	3FG	3FGA	PCT	FT	FTA	Pct.	Off.	Def.	Tot.	Ast.	PF	Do.	StL.	TO	Blk.	Pts.	Avg.	HI
1966-67	3	44	12	23	.522	-	-	7	7	1.000	-	-	8	1	-	-	-	-	-	31	10.3	-

DON CHANEY - 6-5, 210 - HOUSTON

March 22, 1946

REGULAR SEASON

G	Min.	FG	FGA	Pct.	3FG	3FGA	PCT	FT	FTA	Pct.	Off.	Def.	Tot.	Ast.	PF	Do.	StL.	TO	Blk.	Pts.	Avg.	HI	
1976-77	81	2408	213	522	.408	-	-	70	94	.745	120	210	330	308	224	4	140	-	-	33	496	6.1	16
1977-78	9	133	13	36	.361	-	-	5	6	.833	4	7	11	17	14	0	8	11	3	31	3.4	11	
TOT	90	2541	226	558	.405	-	-	75	100	.750	124	217	341	325	238	4	148	11	36	527	5.9	-	

PLAYOFFS

G	Min.	FG	FGA	Pct.	3FG	3FGA	PCT	FT	FTA	Pct.	Off.	Def.	Tot.	Ast.	PF	Do.	StL.	TO	Blk.	Pts.	Avg.	HI
1976-77	11	412	36	96	.375	-	-	16	22	.727	-	-	52	48	-	-	-	-	-	88	8.0	-

JIM CHONES - 6-11, 220 - MARQUETTE

November 30, 1949

REGULAR SEASON

G	Min.	FG	FGA	Pct.	3FG	3FGA	PCT	FT	FTA	Pct.	Off.	Def.	Tot.	Ast.	PF	Do.	StL.	TO	Blk.	Pts.	Avg.	HI	
1979-80	82	2394	372	760	.489	0	2	.000	125	169	.740	143	421	564	151	271	5	56	175	65	869	10.6	23
1980-81	82	2562	378	751	.503	0	4	.000	126	193	.653	180	477	657	153	324	4	39	159	96	882	10.8	23
TOT	164	4956	750	1511	.496	0	6	.000	251	362	.693	323	898	1221	304	595	9	95	334	161	1751	10.7	-

PLAYOFFS

G	Min.	FG	FGA	Pct.	3FG	3FGA	PCT	FT	FTA	Pct.	Off.	Def.	Tot.	Ast.	PF	Do.	StL.	TO	Blk.	Pts.	Avg.	HI
1979-80	16	439	48	118	.407	-	-	23	34	.676	32	72	104	28	-	8	32	6	119	7.4	-	-
1980-81	3	67	10	17	.588	-	-	4	8	.500	6	11	17	1	-	-	1	3	4	24	8.0	-
TOT	19	506	58	135	.430	-	-	27	42	.643	38	83	121	29	-	9	35	10	143	7.5	-	

DOUG CHRISTIE - 6-6, 205 - PEPPERDINE

May 9, 1970

REGULAR SEASON

G	Min.	FG	FGA	Pct.	3FG	3FGA	PCT	FT	FTA	Pct.	Off.	Def.	Tot.	Ast.	PF	Do.	StL.	TO	Blk.	Pts.	Avg.	HI	
1992-93	23	332	45	106	.425	2	12	.167	50	66	.758	24	27	51	53	53	0	22	50	5	142	6.2	17
1993-94	65	1515	244	562	.434	39	119	.328	145	208	.697	93	142	235	136	186	2	89	140	28	672	10.3	33
TOT	88	1847	289	668	.433	41	131	.313	195	274	.712	117	169	286	189	239	2	111	190	33	814	9.3	-

PLAYOFFS

G	Min.	FG	FGA	Pct.	3FG	3FGA	PCT	FT	FTA	Pct.	Off.	Def.	Tot.	Ast.	PF	Do.	StL.	TO	Blk.	Pts.	Avg.	HI
1992-93	5	39	4	11	.364	1	3	.333	0	0	-	1	3	4	6	-	2	4	2	9	1.8	-

ARCHIE CLARK - 6-2, 175 - MINNESOTA

July 15, 1941

REGULAR SEASON

G	Min.	FG	FGA	Pct.	3FG	3FGA	PCT	FT	FTA	Pct.	Off.	Def.	Tot.	Ast.	PF	Do.	StL.	TO	Blk.	Pts.	Avg.	HI
1966-67	76	1763	331	732	.452	-	-	136	192	.708	-	-	218	205	193	1	-	-	-	798	10.5	-
1967-68	81	3039	628	1309	.480	-	-	356	481	.740	-	-	342	353	235	3	-	-	-	1612	19.9	-
TOT	157	4802	959	2041	.470	-	-	492	673	.731	-	-	560	558	428	4	-	-	-	2410	15.4	-

PLAYOFFS

G	Min.	FG	FGA	Pct.	3FG	3FGA	PCT	FT	FTA	Pct.	Off.	Def.	Tot.	Ast.	PF	Do.	StL.	TO	Blk.	Pts.	Avg.	HI
1966-67	3	125	32	62	.516	-	-	13	17	.765	-	-	13	15	-	-	-	-	-	77	25.7	-
1967-68	15	528	88	206	.427	-	-	53	69	.768	-	-	47	60	-	-	-	-	-	229	15.3	-
TOT	18	653	120	268	.448	-	-	66	86	.767	-	-	60	75	-	-	-	-	-	306	17.0	-

EARL CLARK - 6-10, 225 - LOUISVILLE

January 17, 1988

REGULAR SEASON

G	Min.	FG	FGA	Pct.	3FG	3FGA	PCT	FT	FTA	Pct.	Off.	Def.	Tot.	Ast.	PF	Do.	StL.	TO	Blk.	Pts.	Avg.	HI	
2012-13	59	1363	170	386	.440	35	104	.337	53	76	.697	82	243	325	65	102	0	36	62	44	428	7.3	22

PLAYOFFS

G	Min.	FG	FGA	Pct.	3FG	3FGA	PCT	FT	FTA	Pct.	Off.	Def.	Tot.	Ast.	PF	Do.	StL.	TO	Blk.	Pts.	Avg.	HI	
2012-13	4	82	7	19	.368	0	4	.000	0	0	-	2	10	12	1	4	0	1	6	1	14	3.5	-



ALL-TIME ROSTER WITH STATISTICS



JIM CLEAMONS - 6-3 1/2, 185 - OHIO STATE

SEPTEMBER 13, 1949

REGULAR SEASON

G	Min.	FG	FGA	Pct.	3FG	3FGA	PCT	FT	FTA	Pct.	Off.	Def.	Tot.	Ast.	PF	Dq.	Stl.	TO	Blk.	Pts.	Avg.	Hi
1971-72	38	201	35	100	.350	-	-	-	28	36	.778	-	-	39	35	21	0	-	-	98	2.6	-

PLAYOFFS

G	Min.	FG	FGA	Pct.	3FG	3FGA	PCT	FT	FTA	Pct.	Off.	Def.	Tot.	Ast.	PF	Dq.	Stl.	TO	Blk.	Pts.	Avg.	Hi
1971-72	6	17	4	7	.571	-	-	0	0	0	-	-	4	4	-	-	-	-	-	8	1.3	-

LESTER CONNER - 6-4, 185 - OREGON STATE

SEPTEMBER 17, 1959

REGULAR SEASON

G	Min.	FG	FGA	Pct.	3FG	3FGA	PCT	FT	FTA	Pct.	Off.	Def.	Tot.	Ast.	PF	Dq.	Stl.	TO	Blk.	Pts.	Avg.	Hi
1994-95	2	5	0	0	-	0	0	-	2	2	1.000	0	0	0	3	0	1	0	0	2	1.0	2

BRIAN COOK - 6-9, 258 - ILLINOIS

DECEMBER 4, 1980

REGULAR SEASON

G	Min.	FG	FGA	Pct.	3FG	3FGA	PCT	FT	FTA	Pct.	Off.	Def.	Tot.	Ast.	PF	Dq.	Stl.	TO	Blk.	Pts.	Avg.	Hi	
2003-04	35	442	67	141	.475	0	5	.000	21	28	.750	31	70	101	20	64	0	16	17	16	155	4.4	16
2004-05	72	1087	176	422	.417	78	199	.392	28	37	.757	63	153	216	35	139	3	23	29	26	458	6.4	25
2005-06	81	1535	261	511	.511	36	84	.429	84	101	.832	88	186	274	74	205	3	37	61	32	642	7.9	28
2006-07	65	1018	185	408	.453	46	115	.400	34	47	.723	61	154	215	65	134	3	25	51	27	450	6.9	26
2007-08	6	70	4	21	.190	0	10	.200	4	4	1.000	4	6	10	3	6	0	2	4	0	14	2.3	10
TOT	259	4152	693	1503	.461	162	413	.392	171	217	.788	247	569	816	197	548	9	103	162	101	1719	6.6	-

PLAYOFFS

G	Min.	FG	FGA	Pct.	3FG	3FGA	PCT	FT	FTA	Pct.	Off.	Def.	Tot.	Ast.	PF	Dq.	Stl.	TO	Blk.	Pts.	Avg.	Hi
2003-04	13	45	5	15	.333	0	0	.000	2	2	1.000	3	9	12	1	-	1	3	0	12	0.9	-
2005-06	7	78	18	46	.391	4	11	.364	4	4	1.000	11	11	22	8	-	-	1	3	0	44	6.3
2006-07	5	51	6	18	.333	3	7	.429	3	3	1.000	2	4	6	0	-	0	2	1	18	3.6	-
TOT	25	174	29	79	.367	7	18	.389	9	9	1.000	16	24	40	9	-	2	8	1	74	3.0	-

DUANE COOPER - 6-1, 185 - USC

JUNE 25, 1969

REGULAR SEASON

G	Min.	FG	FGA	Pct.	3FG	3FGA	PCT	FT	FTA	Pct.	Off.	Def.	Tot.	Ast.	PF	Dq.	Stl.	TO	Blk.	Pts.	Avg.	Hi	
1992-93	65	645	62	158	.392	7	30	.233	25	35	.714	13	37	50	150	66	0	18	69	2	156	2.4	9

PLAYOFFS

G	Min.	FG	FGA	Pct.	3FG	3FGA	PCT	FT	FTA	Pct.	Off.	Def.	Tot.	Ast.	PF	Dq.	Stl.	TO	Blk.	Pts.	Avg.	Hi
1992-93	2	4	0	6	.000	0	3	-	0	0	-	2	0	2	1	-	0	0	0	0	0.0	-

JOE COOPER - 6-10, 230 - COLORADO

JUNE 25, 1969

REGULAR SEASON

G	Min.	FG	FGA	Pct.	3FG	3FGA	PCT	FT	FTA	Pct.	Off.	Def.	Tot.	Ast.	PF	Dq.	Stl.	TO	Blk.	Pts.	Avg.	Hi
1982-83	2	11	1	4	.250	0	0	-	0	0	-	2	0	2	0	0	0	3	1	2	1.0	2

MICHAEL COOPER - 6-7, 170 - NEW MEXICO

APRIL 15, 1956

REGULAR SEASON

G	Min.	FG	FGA	Pct.	3FG	3FGA	PCT	FT	FTA	Pct.	Off.	Def.	Tot.	Ast.	PF	Dq.	Stl.	TO	Blk.	Pts.	Avg.	Hi	
1978-79	3	7	3	6	.500	-	-	0	0	-	0	0	0	0	0	1	0	1	0	6	2.0	4	
1979-80	82	1973	303	578	.524	5	20	.250	111	143	.776	101	128	229	221	215	3	86	142	38	722	8.8	20
1980-81	81	2625	321	654	.491	4	19	.211	117	149	.785	121	215	336	332	249	4	133	164	78	763	9.4	20
1981-82	76	2197	383	741	.517	2	17	.118	139	171	.813	84	185	269	330	216	1	120	151	61	907	11.9	31
1982-83	82	2148	266	497	.535	5	21	.238	102	130	.785	82	192	274	315	208	0	115	128	50	639	7.8	20
1983-84	82	2387	273	549	.497	38	121	.314	155	185	.838	53	209	262	482	267	3	113	148	67	739	9.0	20
1984-85	82	2189	276	593	.465	35	123	.285	115	133	.865	56	199	255	429	208	0	93	156	49	702	8.6	19
1985-86	82	2269	274	606	.452	63	163	.387	147	170	.865	44	200	244	466	238	2	89	151	43	758	9.2	20
1986-87	82	2253	322	736	.438	89	231	.385	126	148	.851	58	196	254	373	199	1	78	102	43	859	10.5	24
1987-88	61	1793	189	482	.392	57	178	.320	97	113	.858	50	178	228	289	136	1	66	101	26	532	8.7	21
1988-89	80	1943	213	494	.431	80	210	.381	81	93	.871	33	158	191	314	186	0	72	94	32	587	7.3	18
1989-90	80	1851	191	493	.387	50	157	.318	83	94	.883	59	168	227	215	206	1	67	91	36	515	6.4	16
TOT	873	23635	3014	6429	.469	428	1260	.340	1273	1529	.833	741	2028	2769	3666	2329	16	1033	1429	523	7729	8.9	-

PLAYOFFS

G	Min.	FG	FGA	Pct.	3FG	3FGA	PCT	FT	FTA	Pct.	Off.	Def.	Tot.	Ast.	PF	Dq.	Stl.	TO	Blk.	Pts.	Avg.	Hi
1979-80	16	464	57	140	.407	0	2	.000	31	36	.861	28	31	59	58	-	24	29	11	145	9.1	-
1980-81	3	102	11	20	.550	0	3	.000	10	14	.714	2	8	10	7	-	6	7	0	32	10.7	-
1981-82	14	383	70	124	.565	1	2	.500	25	34	.735	19	42	61	62	-	24	29	11	166	11.9	-
1982-83	15	453	53	114	.465	1	7	.143	34	41	.829	12	47	59	44	-	26	23	6	141	9.4	-
1983-84	21	723	88	191	.461	12	36	.333	50	62	.806	20	62	82	119	-	24	29	20	238	11.3	-
1984-85	19	501	71	126	.563	8	26	.308	48	52	.923	12	64	76	93	-	21	36	9	198	10.4	-
1985-86	14	421	54	115	.470	19	41	.463	9	11	.818	16	30	46	68	-	18	21	4	136	9.7	-
1986-87	18	522	77	159	.484	34	70	.486	46	54	.852	8	51	59	90	-	25	37	14	234	13.0	-
1987-88	24	588	54	131	.412	25	62	.400	20	27	.741	15	43	58	66	-	19	21	9	153	6.4	-
1988-89	15	414	37	89	.416	21	55	.382	20	24	.833	9	31	40	71	-	9	17	8	115	7.7	-
1989-90	9	173	10	35	.286	3	12	.250	0	0	-	11	13	24	25	-	7	7	4	23	2.6	-
TOT	168	4744	582	1244	.468	124	316	.392	293	355	.825	152	422	574	703	-	203	256	96	1581	9.4	-





ALL-TIME ROSTER WITH STATISTICS

MEL COUNTS - 7-0, 230 - OREGON STATE

OCTOBER 16, 1941

REGULAR SEASON

G	Min.	FG	FGA	Pct.	3FG	3FGA	PCT	FT	FTA	Pct.	Off.	Def.	Tot.	Ast.	PF	Do.	StL.	TO	Blk.	Pts.	Avg.	HI
1966-67	31	517	112	252	.444	-	-	40	54	.741	-	-	189	22	102	4	-	-	-	264	8.5	-
1967-68	82	1739	384	808	.475	-	-	190	254	.748	-	-	732	139	309	6	-	-	-	958	11.7	-
1968-69	77	1866	390	867	.450	-	-	178	221	.805	-	-	600	109	223	5	-	-	-	958	12.4	-
1969-70	81	2193	434	1017	.427	-	-	156	201	.776	-	-	683	160	304	7	-	-	-	1024	12.6	-
1972-73	59	611	127	278	.457	-	-	39	58	.672	-	-	237	62	98	1	-	-	-	293	5.0	-
1973-74	45	499	61	167	.365	-	-	24	33	.727	56	90	146	54	85	2	20	-	23	146	3.2	16
TOT	334	7425	1442	3245	.444	-	-	603	788	.765	56	90	2447	494	1039	25	20	-	23	3509	10.5	-

PLAYOFFS

G	Min.	FG	FGA	Pct.	3FG	3FGA	PCT	FT	FTA	Pct.	Off.	Def.	Tot.	Ast.	PF	Do.	StL.	TO	Blk.	Pts.	Avg.	HI
1966-67	3	29	5	19	.263	-	-	4	4	1.000	-	-	8	0	-	-	-	-	-	14	4.7	-
1967-68	15	306	54	101	.535	-	-	21	31	.677	-	-	133	24	-	-	-	-	-	129	8.6	-
1968-69	18	442	74	192	.385	-	-	54	71	.761	-	-	143	26	-	-	-	-	-	202	11.2	-
1969-70	14	212	37	88	.420	-	-	11	13	.846	-	-	74	16	-	-	-	-	-	85	6.1	-
1972-73	17	327	61	133	.459	-	-	32	41	.780	-	-	104	28	-	-	-	-	-	154	9.1	-
1973-74	4	34	6	12	.500	-	-	0	0	0.000	-	-	6	2	-	-	-	-	-	12	3.0	-
TOT	71	1350	237	545	.435	-	-	122	160	.763	-	-	468	96	-	-	-	-	-	596	8.4	-

FREDDIE CRAWFORD - 6-4, 195 - ST. BONAVENTURE

DECEMBER 23, 1940

REGULAR SEASON

G	Min.	FG	FGA	Pct.	3FG	3FGA	PCT	FT	FTA	Pct.	Off.	Def.	Tot.	Ast.	PF	Do.	StL.	TO	Blk.	Pts.	Avg.	HI
1967-68	38	756	159	330	.482	-	-	74	120	.617	-	-	112	95	104	1	-	-	-	392	10.3	-
1968-69	81	1690	211	454	.465	-	-	83	154	.539	-	-	215	154	224	1	-	-	-	505	6.2	-
TOT	119	2446	370	784	.472	-	-	157	274	.573	-	-	327	249	328	2	-	-	-	897	7.5	-

PLAYOFFS

G	Min.	FG	FGA	Pct.	3FG	3FGA	PCT	FT	FTA	Pct.	Off.	Def.	Tot.	Ast.	PF	Do.	StL.	TO	Blk.	Pts.	Avg.	HI
1967-68	15	257	36	83	.434	-	-	19	35	.543	-	-	35	16	-	-	-	-	-	91	6.1	-
1968-69	5	20	2	4	.500	-	-	0	1	0.000	-	-	3	3	-	-	-	-	-	4	0.8	-
TOT	20	277	38	87	.437	-	-	19	36	.528	-	-	38	19	-	-	-	-	-	95	4.8	-

JOE CRISPIN - 6-0, 185 - PENN STATE

JULY 18, 1979

REGULAR SEASON

G	Min.	FG	FGA	Pct.	3FG	3FGA	PCT	FT	FTA	Pct.	Off.	Def.	Tot.	Ast.	PF	Do.	StL.	TO	Blk.	Pts.	Avg.	HI
2001-02	6	27	3	12	.250	0	4	.000	4	.800	0	1	1	2	2	0	1	1	0	10	1.7	5

JAVARIS CRITTENTON - 6-5, 200 - GEORGIA TECH

DECEMBER 31, 1987

REGULAR SEASON

G	Min.	FG	FGA	Pct.	3FG	3FGA	PCT	FT	FTA	Pct.	Off.	Def.	Tot.	Ast.	PF	Do.	StL.	TO	Blk.	Pts.	Avg.	HI	
2007-08	22	171	26	53	.491	1	3	.333	19	28	.679	7	14	21	18	12	0	7	22	0	72	3.3	19

LOYD DANIELS - 6-7, 205 - MT. SAN ANTONIO

SEPTEMBER 4, 1967

REGULAR SEASON

G	Min.	FG	FGA	Pct.	3FG	3FGA	PCT	FT	FTA	Pct.	Off.	Def.	Tot.	Ast.	PF	Do.	StL.	TO	Blk.	Pts.	Avg.	HI	
1994-95	25	541	71	182	.390	23	86	.267	20	25	.800	27	29	56	36	40	0	20	23	10	185	7.4	22

ADRIAN DANTLEY - 6-5, 208 - NOTRE DAME

FEBRUARY 28, 1956

REGULAR SEASON

G	Min.	FG	FGA	Pct.	3FG	3FGA	PCT	FT	FTA	Pct.	Off.	Def.	Tot.	Ast.	PF	Do.	StL.	TO	Blk.	Pts.	Avg.	HI
1977-78	56	1985	377	725	.520	-	-	334	417	.801	171	233	404	188	157	1	70	161	7	1088	19.4	37
1978-79	60	1775	374	733	.510	-	-	292	342	.854	131	211	342	138	162	0	63	155	12	1040	17.3	40
TOT	116	3760	751	1458	.515	-	-	626	759	.825	302	444	746	326	319	1	133	316	19	2128	18.3	40

PLAYOFFS

G	Min.	FG	FGA	Pct.	3FG	3FGA	PCT	FT	FTA	Pct.	Off.	Def.	Tot.	Ast.	PF	Do.	StL.	TO	Blk.	Pts.	Avg.	HI
1977-78	3	104	20	35	.571	-	-	11	17	.647	-	-	25	11	-	-	5	-	3	51	17.0	-
1978-79	8	236	50	89	.562	-	-	41	52	.788	-	-	33	11	-	-	6	-	1	141	17.6	-
TOT	11	340	70	124	.565	-	-	52	69	.754	-	-	58	22	-	-	11	-	4	192	17.5	-

BRAD DAVIS - 6-3, 180 - MARYLAND

DECEMBER 17, 1955

REGULAR SEASON

G	Min.	FG	FGA	Pct.	3FG	3FGA	PCT	FT	FTA	Pct.	Off.	Def.	Tot.	Ast.	PF	Do.	StL.	TO	Blk.	Pts.	Avg.	HI
1977-78	33	334	30	72	.417	-	-	22	29	.759	4	31	35	83	39	1	15	35	2	82	2.5	10
1978-79	5	65	8	11	.727	-	-	3	4	.750	0	1	1	9	10	0	2	6	0	19	3.8	9
TOT	38	340	38	83	.458	-	-	25	33	.758	4	32	36	91	49	1	17	41	2	101	2.7	-

WALTER "CORKY" DEVLIN - 6-5, 195 - GEORGE WASHINGTON

DECEMBER 21, 1931

REGULAR SEASON

G	Min.	FG	FGA	Pct.	3FG	3FGA	PCT	FT	FTA	Pct.	Off.	Def.	Tot.	Ast.	PF	Do.	StL.	TO	Blk.	Pts.	Avg.	HI
1957-58	70	1248	170	489	.348	-	-	133	172	.773	-	-	132	167	104	1	-	-	-	473	6.8	-

ERNIE DIGREGORIO - 6-0, 180 - PROVIDENCE

JANUARY 15, 1951

REGULAR SEASON

G	Min.	FG	FGA	Pct.	3FG	3FGA	PCT	FT	FTA	Pct.	Off.	Def.	Tot.	Ast.	PF	Do.	StL.	TO	Blk.	Pts.	Avg.	HI
1977-78	25	332	41	100	.410	-	-	16	20	.800	5	18	23	71	22	0	6	46	0	98	3.9	11



ALL-TIME ROSTER WITH STATISTICS



VLADÉ DIVAC - 7-1, 260 - SERBIA

FEBRUARY 3, 1968

REGULAR SEASON

G	Min.	FG	FGA	Pct.	3FG	3FGA	PCT	FT	FTA	Pct.	Off.	Def.	Tot.	Ast.	PF	Dq.	StL.	TO	Blk.	Pts.	Avg.	HI	
1989-90	82	1611	274	549	.499	0	5	.000	153	216	.708	167	345	512	75	240	2	79	110	114	701	8.5	25
1990-91	82	2310	360	637	.565	5	14	.357	196	279	.703	205	461	666	92	247	3	106	146	127	921	11.2	25
1991-92	36	979	157	317	.495	5	19	.263	86	112	.768	87	160	247	60	114	3	55	88	35	405	11.3	32
1992-93	82	2525	397	819	.485	21	75	.280	235	341	.689	220	509	729	232	311	7	128	214	140	1050	12.8	28
1993-94	79	2685	453	895	.506	1	47	.191	208	303	.686	282	569	851	307	288	5	92	191	112	1123	14.2	33
1994-95	80	2807	485	957	.507	10	53	.189	297	382	.777	261	568	829	329	305	8	109	205	174	1277	16.0	30
1995-96	79	2470	414	807	.513	3	18	.167	189	295	.641	198	481	679	261	274	5	76	199	131	1020	12.9	29
2004-05	15	130	13	31	.419	0	0	.000	8	12	.667	18	14	32	19	25	0	4	14	1	34	2.3	8
TOT	535	15517	2553	5012	.509	53	231	.229	1372	1940	.707	1438	3107	4545	1375	1804	33	649	1167	834	6531	12.2	-

PLAYOFFS

G	Min.	FG	FGA	Pct.	3FG	3FGA	PCT	FT	FTA	Pct.	Off.	Def.	Tot.	Ast.	PF	Dq.	StL.	TO	Blk.	Pts.	Avg.	HI	
1989-90	9	175	32	44	.727	1	2	.500	17	19	.895	16	32	48	10	-	-	8	13	15	82	9.1	-
1990-91	19	609	97	172	.564	1	6	.167	57	71	.803	49	78	127	21	-	-	27	41	41	252	13.3	-
1991-92	4	143	15	43	.349	0	2	.000	9	10	.900	6	16	22	15	-	-	5	18	3	39	9.8	-
1992-93	5	167	37	74	.500	4	9	.444	12	22	.545	17	30	47	28	-	-	6	11	12	90	18.0	-
1994-95	10	388	57	122	.467	2	9	.222	40	62	.645	34	51	85	31	-	-	8	28	13	156	15.6	-
1995-96	4	115	15	35	.429	1	5	.200	5	8	.625	11	19	30	8	-	-	0	8	5	36	9.0	-
TOT	51	1597	253	490	.516	9	33	.273	140	192	.729	133	226	359	113	-	-	54	119	89	655	12.8	-

LARRY DREW - 6-1 1/2, 175 - MISSOURI

APRIL 2, 1958

REGULAR SEASON

G	Min.	FG	FGA	Pct.	3FG	3FGA	PCT	FT	FTA	Pct.	Off.	Def.	Tot.	Ast.	PF	Dq.	StL.	TO	Blk.	Pts.	Avg.	HI	
1989-90	80	1333	170	383	.444	32	81	.395	46	60	.767	12	86	98	217	92	0	47	95	4	418	5.2	15
1990-91	48	496	54	125	.432	14	33	.424	17	22	.773	5	29	34	118	40	0	15	49	1	139	2.9	11
TOT	128	1829	224	508	.441	46	114	.404	63	82	.768	17	115	132	335	132	0	62	144	5	557	4.4	-

PLAYOFFS

G	Min.	FG	FGA	Pct.	3FG	3FGA	PCT	FT	FTA	Pct.	Off.	Def.	Tot.	Ast.	PF	Dq.	StL.	TO	Blk.	Pts.	Avg.	HI	
1989-90	7	51	3	8	.375	1	4	.250	5	6	.833	0	2	4	-	-	3	4	0	12	1.7	-	
1990-91	18	116	14	33	.424	3	11	.273	4	6	.667	0	8	8	21	-	-	0	9	0	35	1.9	-
TOT	25	167	17	41	.415	4	15	.267	9	12	.750	0	10	10	25	-	-	3	13	0	47	1.9	-

CHRIS DUHON - 6-1, 190 - DUKE

AUGUST 31, 1982

REGULAR SEASON

G	Min.	FG	FGA	Pct.	3FG	3FGA	PCT	FT	FTA	Pct.	Off.	Def.	Tot.	Ast.	PF	Dq.	StL.	TO	Blk.	Pts.	Avg.	HI	
2012-13	46	820	47	123	.382	33	91	.363	6	13	.462	11	57	68	133	56	0	20	40	1	133	2.9	14
TOT	2	68	4	11	.364	3	8	.375	0	0	-	1	2	3	7	4	0	2	5	1	11	5.5	-

WALTER DUKES - 7-0, 220 - SETON HALL

JUNE 23, 1930

REGULAR SEASON

G	Min.	FG	FGA	Pct.	3FG	3FGA	PCT	FT	FTA	Pct.	Off.	Def.	Tot.	Ast.	PF	Dq.	StL.	TO	Blk.	Pts.	Avg.	HI	
1956-57	71	1866	228	626	.364	-	-	-	264	383	.689	-	-	794	54	273	10	-	-	-	720	10.1	-
TOT	5	177	24	57	.421	-	-	-	20	27	.741	-	-	74	5	-	-	-	-	-	68	13.6	-

JACK DWAN - 6-4, 200 - LOYOLA (CHICAGO)

MAY 3, 1921

REGULAR SEASON

G	Min.	FG	FGA	Pct.	3FG	3FGA	PCT	FT	FTA	Pct.	Off.	Def.	Tot.	Ast.	PF	Dq.	StL.	TO	Blk.	Pts.	Avg.	HI	
1948-49	60	-	121	380	.318	-	-	-	34	69	.493	-	-	-	129	157	-	-	-	-	276	4.6	-
TOT	10	0	7	29	.241	-	-	-	4	9	.444	-	-	-	9	22	-	-	-	-	18	1.8	-

DEVIN EBANKS - 6-9, 215 - WEST VIRGINIA

OCTOBER 28, 1989

REGULAR SEASON

G	Min.	FG	FGA	Pct.	3FG	3FGA	PCT	FT	FTA	Pct.	Off.	Def.	Tot.	Ast.	PF	Dq.	StL.	TO	Blk.	Pts.	Avg.	HI	
2010-11	20	118	21	51	.412	2	5	.400	18	23	.783	15	12	27	2	7	0	4	6	5	62	3.1	9
2011-12	24	396	37	89	.416	0	9	.000	23	35	.657	26	28	54	12	26	0	11	18	6	97	4.0	14
2012-13	19	197	24	73	.329	6	22	.273	11	14	.786	10	31	41	10	23	0	3	11	1	65	3.4	15
TOT	63	710	82	213	.385	8	36	.222	52	72	.722	51	71	122	24	56	0	18	35	12	224	3.6	-

PLAYOFFS

G	Min.	FG	FGA	Pct.	3FG	3FGA	PCT	FT	FTA	Pct.	Off.	Def.	Tot.	Ast.	PF	Dq.	StL.	TO	Blk.	Pts.	Avg.	HI	
2011-12	9	126	16	39	.410	0	3	.000	5	8	.625	7	13	20	6	13	0	3	2	7	37	4.1	-





ALL-TIME ROSTER WITH STATISTICS

JAMES EDWARDS - 7-0 1/2, 255 - WASHINGTON

NOVEMBER 22, 1955

REGULAR SEASON

G	Min.	FG	FGA	Pct.	3FG	3FGA	PCT	FT	FTA	Pct.	Off.	Def.	Tot.	Ast.	PF	Do.	StL.	TO	Blk.	Pts.	Avg.	HI	
1977-78	25	723	145	316	.459	-	-	-	80	125	.640	44	136	180	29	89	3	16	57	28	370	14.8	32
1992-93	52	617	122	270	.452	0	0	-	84	118	.712	30	70	100	41	122	0	10	51	7	328	6.3	17
1993-94	45	469	78	168	.464	0	0	-	54	79	.684	11	54	65	22	90	0	4	30	3	210	4.7	16
TOT	122	1809	345	754	.458	0	0	-	218	322	.677	85	260	345	92	301	3	30	138	38	908	7.4	-

PLAYOFFS

G	Min.	FG	FGA	Pct.	3FG	3FGA	PCT	FT	FTA	Pct.	Off.	Def.	Tot.	Ast.	PF	Do.	StL.	TO	Blk.	Pts.	Avg.	HI
1992-93	3	14	3	4	.750	0	0	-	0	0	-	0	2	2	0	-	0	1	0	6	2.0	-

JOHN EGAN - 6-0, 180 - PROVIDENCE

JANUARY 31, 1939

REGULAR SEASON

G	Min.	FG	FGA	Pct.	3FG	3FGA	PCT	FT	FTA	Pct.	Off.	Def.	Tot.	Ast.	PF	Do.	StL.	TO	Blk.	Pts.	Avg.	HI	
1968-69	82	1805	246	597	.412	-	-	-	204	240	.850	-	-	147	215	206	1	-	-	-	696	8.5	-
1969-70	72	1627	215	491	.438	-	-	-	99	121	.818	-	-	104	216	171	2	-	-	-	529	7.3	-
TOT	154	3432	461	1088	.424	-	-	-	303	361	.839	-	-	251	431	377	3	-	-	-	1225	8.0	-

PLAYOFFS

G	Min.	FG	FGA	Pct.	3FG	3FGA	PCT	FT	FTA	Pct.	Off.	Def.	Tot.	Ast.	PF	Do.	StL.	TO	Blk.	Pts.	Avg.	HI	
1968-69	18	571	94	217	.433	-	-	-	63	80	.788	-	-	44	70	-	-	-	-	-	251	13.9	-
1969-70	16	162	23	43	.535	-	-	-	10	11	.909	-	-	5	22	-	-	-	-	-	56	3.5	-
TOT	34	733	117	260	.450	-	-	-	73	91	.802	-	-	49	92	-	-	-	-	-	307	9.0	-

RAY ELLEFSON - 6-8, 230 - WEST TEXAS A&M

MAY 3, 1921

REGULAR SEASON

G	Min.	FG	FGA	Pct.	3FG	3FGA	PCT	FT	FTA	Pct.	Off.	Def.	Tot.	Ast.	PF	Do.	StL.	TO	Blk.	Pts.	Avg.	HI	
1948-49	3	-	1	5	.200	-	-	-	0	0	-	-	-	-	0	2	-	-	-	-	2	0.7	-

ALEXANDER "BOO" ELLIS - 6-5, 185 - NIAGARA

FEBRUARY 11, 1936

REGULAR SEASON

G	Min.	FG	FGA	Pct.	3FG	3FGA	PCT	FT	FTA	Pct.	Off.	Def.	Tot.	Ast.	PF	Do.	StL.	TO	Blk.	Pts.	Avg.	HI	
1958-59	72	1202	163	379	.430	-	-	-	102	144	.708	-	-	380	59	137	0	-	-	-	428	5.9	-
1959-60	46	671	64	185	.346	-	-	-	51	76	.671	-	-	236	27	64	2	-	-	-	179	3.9	-
TOT	118	1873	227	564	.410	-	-	-	153	220	.695	-	-	616	86	201	2	-	-	-	607	5.1	-

PLAYOFFS

G	Min.	FG	FGA	Pct.	3FG	3FGA	PCT	FT	FTA	Pct.	Off.	Def.	Tot.	Ast.	PF	Do.	StL.	TO	Blk.	Pts.	Avg.	HI	
1958-59	13	255	35	80	.438	-	-	-	18	31	.581	-	-	93	16	-	-	-	-	-	88	6.8	-
1959-60	3	36	2	10	.200	-	-	-	4	8	.500	-	-	12	2	-	-	-	-	-	8	2.7	-
TOT	16	291	37	90	.411	-	-	-	22	39	.564	-	-	105	18	-	-	-	-	-	96	6.0	-

LEROY ELLIS - 6-11, 210 - ST. JOHN'S

MARCH 10, 1940

REGULAR SEASON

G	Min.	FG	FGA	Pct.	3FG	3FGA	PCT	FT	FTA	Pct.	Off.	Def.	Tot.	Ast.	PF	Do.	StL.	TO	Blk.	Pts.	Avg.	HI	
1962-63	80	1628	222	530	.419	-	-	-	133	202	.658	-	-	518	46	194	3	-	-	-	577	7.2	-
1963-64	78	1459	200	473	.423	-	-	-	112	170	.659	-	-	498	41	192	1	-	-	-	512	6.6	-
1964-65	80	2026	311	700	.444	-	-	-	198	284	.697	-	-	652	49	196	1	-	-	-	820	10.3	-
1965-66	80	2219	393	927	.424	-	-	-	186	296	.727	-	-	735	74	232	3	-	-	-	972	12.2	-
1971-72	74	1081	138	300	.460	-	-	-	66	95	.695	-	-	310	46	115	0	-	-	-	342	4.6	-
1972-73	10	156	11	40	.275	-	-	-	4	5	.800	-	-	33	3	13	0	-	-	-	26	2.6	-
TOT	402	8569	1275	2970	.429	-	-	-	699	1012	.691	-	-	2746	259	943	8	-	-	-	3249	8.1	-

PLAYOFFS

G	Min.	FG	FGA	Pct.	3FG	3FGA	PCT	FT	FTA	Pct.	Off.	Def.	Tot.	Ast.	PF	Do.	StL.	TO	Blk.	Pts.	Avg.	HI	
1962-63	13	302	27	53	.509	-	-	-	27	33	.818	-	-	85	13	-	-	-	-	-	81	6.2	-
1963-64	5	144	8	27	.296	-	-	-	11	15	.733	-	-	50	4	-	-	-	-	-	27	5.4	-
1964-65	11	405	57	145	.393	-	-	-	44	65	.677	-	-	133	7	-	-	-	-	-	158	14.4	-
1965-66	14	426	56	138	.406	-	-	-	25	39	.641	-	-	133	8	-	-	-	-	-	137	9.8	-
1971-72	13	134	19	41	.463	-	-	-	1	4	.250	-	-	41	10	-	-	-	-	-	39	3.0	-
TOT	56	1411	167	404	.413	-	-	-	108	156	.692	-	-	442	42	-	-	-	-	-	442	7.9	-

BO ERIAS - 6-3, 220 - NIAGARA

JULY 30, 1932

REGULAR SEASON

G	Min.	FG	FGA	Pct.	3FG	3FGA	PCT	FT	FTA	Pct.	Off.	Def.	Tot.	Ast.	PF	Do.	StL.	TO	Blk.	Pts.	Avg.	HI	
1957-58	18	401	59	170	.347	-	-	-	30	47	.638	-	-	83	26	52	1	-	-	-	148	8.2	-

KEITH ERICKSON - 6-5, 195 - UCLA

APRIL 19, 1944

REGULAR SEASON

G	Min.	FG	FGA	Pct.	3FG	3FGA	PCT	FT	FTA	Pct.	Off.	Def.	Tot.	Ast.	PF	Do.	StL.	TO	Blk.	Pts.	Avg.	HI	
1968-69	77	1974	264	629	.420	-	-	-	120	175	.686	-	-	308	194	222	6	-	-	-	648	8.4	-
1969-70	68	1755	258	563	.458	-	-	-	91	122	.746	-	-	304	209	175	3	-	-	-	607	8.9	-
1970-71	73	2272	369	783	.471	-	-	-	85	112	.759	-	-	404	223	241	4	-	-	-	823	11.3	-
1971-72	15	262	40	83	.482	-	-	-	6	7	.857	-	-	39	35	26	0	-	-	-	86	5.7	-
1972-73	76	1920	299	696	.460	-	-	-	89	110	.809	-	-	337	242	190	3	-	-	-	687	9.0	-
TOT	309	8183	1230	2754	.447	-	-	-	391	526	.743	-	-	1392	903	854	16	-	-	-	2851	9.2	-

PLAYOFFS

G	Min.	FG	FGA	Pct.	3FG	3FGA	PCT	FT	FTA	Pct.	Off.	Def.	Tot.	Ast.	PF	Do.	StL.	TO	Blk.	Pts.	Avg.	HI	
1968-69	18	446	56	142	.394	-	-	-	15	25	.600	-	-	86	40	-	-	-	-	-	127	7.1	-
1969-70	17	553	71	153	.464	-	-	-	27	35	.771	-	-	77	74	-							

ALL-TIME ROSTER WITH STATISTICS



MAURICE EVANS - 6-5, 220 - TEXAS

NOVEMBER 8, 1978

REGULAR SEASON

G	Min.	FG	FGA	Pct.	3FG	3FGA	PCT	FT	FTA	Pct.	Off.	Def.	Tot.	Ast.	PF	Dq.	StL.	TO	Blk.	Pts.	Avg.	Hi	
2006-07	76	1732	234	542	.432	48	133	.361	122	155	.787	93	128	221	74	126	0	38	57	14	638	8.4	26
2007-08	7	96	9	28	.321	1	7	.143	12	15	.800	4	5	9	12	10	0	5	0	1	31	4.4	8
TOT	83	1828	243	570	.426	49	140	.350	134	170	.788	97	133	230	86	136	0	43	57	15	669	8.1	-

PLAYOFFS

G	Min.	FG	FGA	Pct.	3FG	3FGA	Pct.	FT	FTA	Pct.	Off.	Def.	Tot.	Ast.	PF	Dq.	StL.	TO	Blk.	Pts.	Avg.	Hi
2006-07	5	82	10	26	.385	5	13	.385	0	0	-	3	5	8	3	-	2	0	0	25	5.0	-

CHRISTIAN EYENGA - 6-5, 210 - DEMOCRATIC REPUBLIC OF THE CONGO

JUNE 22, 1989

REGULAR SEASON

G	Min.	FG	FGA	Pct.	3FG	3FGA	PCT	FT	FTA	Pct.	Off.	Def.	Tot.	Ast.	PF	Dq.	StL.	TO	Blk.	Pts.	Avg.	Hi	
2011-12	1	19	3	6	.500	0	1	.000	2	2	1.000	1	1	2	1	0	0	0	1	1	8	8.0	8

PLAYOFFS

G	Min.	FG	FGA	Pct.	3FG	3FGA	PCT	FT	FTA	Pct.	Off.	Def.	Tot.	Ast.	PF	Dq.	StL.	TO	Blk.	Pts.	Avg.	Hi	
2011-12	3	9	2	3	.667	0	0	-	0	1	.000	1	1	2	1	3	0	1	1	1	4	1.3	-

JOHN FAIRCHILD - 6-7 1/2, 205 - BRIGHAM YOUNG

APRIL 28, 1943

REGULAR SEASON

G	Min.	FG	FGA	Pct.	3FG	3FGA	PCT	FT	FTA	Pct.	Off.	Def.	Tot.	Ast.	PF	Dq.	StL.	TO	Blk.	Pts.	Avg.	Hi
1965-66	30	171	23	89	.258	-	-	-	-	-	-	-	45	11	33	0	-	-	-	60	2.0	-

JORDAN FARMAR - 6-2, 180 - UCLA

NOVEMBER 30, 1986

REGULAR SEASON

G	Min.	FG	FGA	Pct.	3FG	3FGA	PCT	FT	FTA	Pct.	Off.	Def.	Tot.	Ast.	PF	Dq.	StL.	TO	Blk.	Pts.	Avg.	Hi	
2006-07	72	1090	124	294	.422	45	137	.328	27	38	.711	22	97	119	137	77	0	44	73	7	320	4.4	17
2007-08	82	1690	291	631	.461	114	307	.371	53	78	.679	39	144	183	225	105	0	77	108	5	749	9.1	24
2008-09	65	1192	161	412	.391	49	146	.336	45	77	.584	22	95	117	155	105	0	57	87	10	416	6.4	18
2009-10	82	1474	224	515	.435	86	229	.376	57	85	.671	14	117	131	127	109	0	52	72	11	591	7.2	24
TOT	301	5445	800	1852	.432	294	819	.359	182	278	.655	97	453	550	644	396	0	230	340	33	2076	6.9	-

PLAYOFFS

G	Min.	FG	FGA	Pct.	3FG	3FGA	PCT	FT	FTA	Pct.	Off.	Def.	Tot.	Ast.	PF	Dq.	StL.	TO	Blk.	Pts.	Avg.	Hi	
2006-07	5	114	12	28	.429	2	10	.200	6	7	.857	1	13	14	8	-	-	6	5	1	32	6.4	-
2007-08	21	360	44	115	.383	17	44	.386	14	16	.875	7	26	33	27	-	-	7	17	4	119	5.7	-
2008-09	20	260	34	87	.391	12	39	.308	14	19	.737	5	23	28	33	-	-	9	18	3	94	4.7	-
2009-10	23	301	38	94	.404	20	50	.400	9	13	.692	1	26	27	32	-	-	17	20	0	105	4.6	-
TOT	69	1036	128	324	.395	51	143	.356	43	55	.782	14	88	102	100	-	-	39	60	8	350	5.1	-

RON FEIEREISEL - 6-3, 185 - DePAUL

AUGUST 6, 1931

REGULAR SEASON

G	Min.	FG	FGA	Pct.	3FG	3FGA	PCT	FT	FTA	Pct.	Off.	Def.	Tot.	Ast.	PF	Dq.	StL.	TO	Blk.	Pts.	Avg.	Hi
1955-56	10	59	8	28	.286	-	-	-	14	16	.875	-	6	6	9	0	-	-	-	30	3.0	-

RAY FELIX - 6-11, 220 - LONG ISLAND

DECEMBER 10, 1930

REGULAR SEASON

G	Min.	FG	FGA	Pct.	3FG	3FGA	PCT	FT	FTA	Pct.	Off.	Def.	Tot.	Ast.	PF	Dq.	StL.	TO	Blk.	Pts.	Avg.	Hi
1959-60	31	696	105	261	.402	-	-	-	51	79	.646	-	258	29	133	-	-	-	-	261	8.4	-
1960-61	78	1510	189	508	.372	-	-	-	135	193	.699	-	539	37	302	12	-	-	-	513	6.6	-
1961-62	80	1478	171	398	.430	-	-	-	90	130	.692	-	473	55	266	6	-	-	-	432	5.4	-
TOT	189	3684	465	1167	.398	-	-	-	276	402	.687	-	1270	121	701	18	-	-	-	1206	6.4	-

PLAYOFFS

G	Min.	FG	FGA	Pct.	3FG	3FGA	PCT	FT	FTA	Pct.	Off.	Def.	Tot.	Ast.	PF	Dq.	StL.	TO	Blk.	Pts.	Avg.	Hi
1959-60	8	147	17	41	.415	-	-	-	18	25	.720	-	53	9	-	-	-	-	-	52	6.5	-
1960-61	12	339	46	109	.422	-	-	-	30	39	.769	-	125	10	-	-	-	-	-	122	10.2	-
1961-62	13	242	29	59	.492	-	-	-	26	38	.684	-	77	7	-	-	-	-	-	84	6.5	-
TOT	33	728	92	209	.440	-	-	-	74	102	.725	-	255	26	-	-	-	-	-	258	7.8	-

ARNIE FERRIN - 6-4, 180 - UTAH

JULY 29, 1925

REGULAR SEASON

G	Min.	FG	FGA	Pct.	3FG	3FGA	PCT	FT	FTA	Pct.	Off.	Def.	Tot.	Ast.	PF	Dq.	StL.	TO	Blk.	Pts.	Avg.	Hi
1948-49	47	-	130	378	.344	-	-	-	85	128	.664	-	-	76	142	-	-	-	-	345	7.3	-
1949-50	63	-	132	396	.333	-	-	-	76	109	.697	-	-	95	147	-	-	-	-	340	5.4	-
1950-51	68	-	119	373	.319	-	-	-	114	164	.695	-	-	271	107	220	8	-	-	352	5.2	-
TOT	178	-	381	1147	.332	-	-	-	275	401	.686	-	-	271	278	509	8	-	-	1037	4.0	-

PLAYOFFS

G	Min.	FG	FGA	Pct.	3FG	3FGA	PCT	FT	FTA	Pct.	Off.	Def.	Tot.	Ast.	PF	Dq.	StL.	TO	Blk.	Pts.	Avg.	Hi
1948-49	10	-	26	77	.338	-	-	-	30	45	.667	-	-	21	-	-	-	-	-	82	8.2	-
1949-50	12	-	33	97	.340	-	-	-	16	29	.552	-	-	30	-	-	-	-	-	82	6.8	-
1950-51	7	-	12	36	.333	-	-	-	17	18	.944	-	-	33	16	-	-	-	-	41	5.9	-
TOT	29	-	71	210	.338	-	-	-	63	92	.685	-	-	67	-	-	-	-	-	205	7.1	-

HENRY FINKEL - 7-0, 240 - DAYTON

APRIL 20, 1942

REGULAR SEASON

G	Min.	FG	FGA	Pct.	3FG	3FGA	PCT	FT	FTA	Pct.	Off.	Def.	Tot.	Ast.	PF	Dq.	StL.	TO	Blk.	Pts.	Avg.	Hi
1966-67	27	141	17	47	.362	-	-	-	7	12	.583	-	64	5	39	1	-	-	-	41	1.5	-





ALL-TIME ROSTER WITH STATISTICS

DEREK FISHER - 6-1, 210 - ARKANSAS-LITTLE ROCK

AUGUST 9, 1974

REGULAR SEASON

G	Min.	FG	FGA	Pct.	3FG	3FGA	PCT	FT	FTA	Pct.	Off.	Def.	Tot.	Ast.	PF	Do.	StL.	TO	Blk.	Pts.	Avg.	HI	
1996-97	80	921	104	262	.397	22	73	.301	79	120	.658	25	72	97	119	87	0	41	71	5	309	3.9	21
1997-98	82	1760	164	378	.434	31	81	.383	115	152	.757	38	155	193	333	126	1	75	119	5	474	5.8	21
1998-99	50	1131	99	263	.376	38	97	.392	60	79	.759	21	70	91	197	95	0	61	77	1	296	5.9	20
1999-00	78	1803	167	483	.346	52	166	.313	105	145	.724	22	121	143	216	150	0	80	75	3	491	6.3	20
2000-01	20	709	77	187	.412	25	63	.397	50	62	.806	5	54	59	87	50	0	39	29	2	229	11.5	26
2001-02	70	1974	274	666	.411	144	349	.413	94	111	.847	15	131	146	181	121	0	66	62	9	786	11.2	28
2002-03	82	2829	339	775	.437	85	212	.401	100	125	.800	40	199	239	298	195	4	93	94	15	863	10.5	24
2003-04	82	1769	203	576	.352	52	179	.291	122	153	.797	30	122	152	187	115	0	103	79	4	580	7.1	18
2007-08	82	2249	339	777	.436	112	276	.406	166	188	.883	24	146	170	239	188	0	86	90	3	956	11.7	28
2008-09	82	2441	292	688	.424	120	302	.397	110	130	.846	25	163	188	261	187	0	95	72	6	814	9.9	27
2009-10	82	2227	212	558	.380	78	224	.348	113	132	.856	25	145	170	201	202	1	90	78	9	615	7.5	15
2010-11	82	2297	206	529	.389	63	159	.396	83	103	.806	14	138	152	224	192	0	99	70	8	558	6.8	19
2011-12	43	1101	92	240	.383	24	74	.324	44	53	.830	10	82	92	142	85	1	40	58	3	252	5.9	15
TOT	915	23211	2568	6382	.402	846	2255	.375	1241	1553	.799	294	1598	1892	2685	1793	8	968	974	73	7223	7.9	-

PLAYOFFS

G	Min.	FG	FGA	Pct.	3FG	3FGA	PCT	FT	FTA	Pct.	Off.	Def.	Tot.	Ast.	PF	Do.	StL.	TO	Blk.	Pts.	Avg.	HI
1996-97	6	34	3	11	.273	0	5	.000	2	3	.667	0	3	3	6	-	1	6	0	8	1.3	-
1997-98	13	278	27	68	.397	6	20	.300	18	29	.621	2	23	25	49	-	17	15	0	78	6.0	-
1998-99	8	238	28	67	.418	10	29	.345	12	15	.800	6	23	29	39	-	8	11	0	78	9.8	-
1999-00	21	322	34	79	.430	12	29	.414	19	25	.760	4	18	22	41	-	11	9	1	99	4.7	-
2000-01	16	576	77	159	.484	35	68	.515	26	34	.765	5	56	61	48	-	21	12	1	215	13.4	-
2001-02	19	649	60	168	.357	29	81	.358	44	56	.786	10	52	62	52	-	19	20	1	193	10.2	-
2002-03	12	424	53	102	.520	29	47	.617	18	22	.818	5	31	36	22	-	18	18	1	153	12.8	-
2003-04	22	506	60	148	.405	23	55	.418	23	35	.657	10	46	56	49	-	18	19	0	166	7.5	-
2007-08	21	663	66	146	.452	22	50	.440	61	73	.836	2	45	47	52	-	43	20	3	215	10.2	-
2008-09	22	635	63	160	.394	19	67	.284	31	36	.861	7	38	45	49	-	21	24	1	176	8.0	-
2009-10	23	754	82	183	.448	27	75	.360	46	56	.821	9	49	58	64	-	28	36	1	237	10.3	-
2010-11	10	325	29	67	.433	7	17	.412	17	21	.810	1	26	27	36	-	14	8	2	82	8.2	-
TOT	193	5404	582	1358	.429	219	543	.403	317	405	.783	61	410	471	507	-	219	198	11	1700	8.8	-

ED FLEMING - 6-3, 190 - NIAGARA

JULY 25, 1933

REGULAR SEASON

G	Min.	FG	FGA	Pct.	3FG	3FGA	PCT	FT	FTA	Pct.	Off.	Def.	Tot.	Ast.	PF	Do.	StL.	TO	Blk.	Pts.	Avg.	HI	
1957-58	72	1686	226	655	.345	-	-	-	181	255	.710	-	-	492	139	222	5	-	-	-	633	8.8	-
1958-59	71	1132	162	419	.387	-	-	-	137	190	.721	-	-	281	89	148	1	-	-	-	461	6.5	-
1959-60	27	413	59	141	.418	-	-	-	53	69	.768	-	-	87	38	46	0	-	-	-	171	6.3	-
TOT	170	3231	447	1215	.368	-	-	-	371	514	.722	-	-	860	266	416	6	-	-	-	1265	7.4	-

PLAYOFFS

G	Min.	FG	FGA	Pct.	3FG	3FGA	PCT	FT	FTA	Pct.	Off.	Def.	Tot.	Ast.	PF	Do.	StL.	TO	Blk.	Pts.	Avg.	HI	
1958-59	13	178	27	77	.351	-	-	-	22	25	.880	-	-	39	18	-	-	-	-	-	76	5.8	-

DON FORD - 6-8 1/2, 215 - CAL-SANTA BARBARA

DECEMBER 31, 1952

REGULAR SEASON

G	Min.	FG	FGA	Pct.	3FG	3FGA	PCT	FT	FTA	Pct.	Off.	Def.	Tot.	Ast.	PF	Do.	StL.	TO	Blk.	Pts.	Avg.	HI	
1975-76	76	1838	311	710	.438	-	-	-	104	139	.748	118	215	333	111	186	3	50	-	14	726	9.6	25
1976-77	82	1782	262	570	.460	-	-	-	73	102	.716	105	248	353	133	170	0	60	-	21	597	7.3	19
1977-78	79	1945	272	576	.472	-	-	-	68	90	.756	106	247	353	142	210	1	68	88	46	612	7.7	22
1978-79	79	1540	228	450	.507	-	-	-	72	89	.809	83	185	268	101	177	2	51	93	25	528	6.7	22
1979-80	52	580	66	130	.508	0	1	.000	23	28	.821	23	75	98	36	86	0	11	30	15	155	3.0	15
TOT	368	7685	1139	2436	.467	0	1	.000	340	448	.756	435	970	1405	523	865	6	240	211	121	2616	7.6	-

PLAYOFFS

G	Min.	FG	FGA	Pct.	3FG	3FGA	PCT	FT	FTA	Pct.	Off.	Def.	Tot.	Ast.	PF	Do.	StL.	TO	Blk.	Pts.	Avg.	HI
1976-77	11	333	42	98	.429	-	-	-	27	36	.750	-	-	58	37	-	-	-	-	111	10.1	-
1977-78	1	10	0	3	.000	-	-	-	0	0	-	-	-	5	0	-	1	-	-	0	0.0	-
1978-79	8	138	16	30	.533	-	-	-	1	3	.333	2	20	22	7	-	3	-	2	33	4.1	-
TOT	20	481	58	131	.443	-	-	-	28	39	.718	2	20	85	44	-	4	-	2	144	7.2	-

DONALD FORMAN - 6-1, 175 - NEW YORK UNIVERSITY

JANUARY 17, 1926

REGULAR SEASON

G	Min.	FG	FGA	Pct.	3FG	3FGA	PCT	FT	FTA	Pct.	Off.	Def.	Tot.	Ast.	PF	Do.	StL.	TO	Blk.	Pts.	Avg.	HI	
1948-49	44	-	68	231	.294	-	-	-	43	67	.642	-	-	-	74	94	-	-	-	-	179	4.1	-

PLAYOFFS

G	Min.	FG	FGA	Pct.	3FG	3FGA	PCT	FT	FTA	Pct.	Off.	Def.	Tot.	Ast.	PF	Do.	StL.	TO	Blk.	Pts.	Avg.	HI	
1948-49	9	-	3	20	.150	-	-	-	7	11	.636	-	-	-	7	-	-	-	-	-	13	1.4	-

GREG FOSTER - 6-11, 250 - TEXAS-EL PASO

OCTOBER 3, 1968

REGULAR SEASON

G	Min.	FG	FGA	Pct.	3FG	3FGA	PCT	FT	FTA	Pct.	Off.	Def.	Tot.	Ast.	PF	Do.	StL.	TO	Blk.	Pts.	Avg.	HI	
2000-01	62	451	56	133	.421	3	-	.333	10	14	.714	29	83	112	32	76	0	9	25	12	125	2.0	13

PLAYOFFS

G	Min.	FG	FGA	Pct.	3FG	3FGA	PCT	FT	FTA	Pct.	Off.	Def.	Tot.	Ast.	PF	Do.	StL.	TO	Blk.	Pts.	Avg.	HI
2000-01	1	3	0	0	-	0	0	-	0	0	-	0	1	1	0	-	0	0	0	0	0.0	-



ALL-TIME ROSTER WITH STATISTICS



LARRY FOUST - 6-9, 250 - LA SALLE

JUNE 24, 1928

REGULAR SEASON

G	Min.	FG	FGA	Pct.	3FG	3FGA	PCT	FT	FTA	Pct.	Off.	Def.	Tot.	Ast.	PF	Dq.	Stl.	TO	Blk.	Pts.	Avg.	Hi	
1957-58	72	2200	391	.982	.398	-	-	-	428	.566	.756	-	-	876	108	239	11	-	-	-	1210	16.8	-
1958-59	72	1933	301	.771	.390	-	-	-	280	.366	.765	-	-	627	91	233	5	-	-	-	882	12.3	-
1959-60*	72	1964	312	.786	.407	-	-	-	253	.320	.791	-	-	621	96	241	7	-	-	-	877	12.2	-
TOT	216	6097	1004	.2519	.399	-	-	-	961	1252	.768	-	-	2124	295	773	23	-	-	-	2969	13.7	-

PLAYOFFS

G	Min.	FG	FGA	Pct.	3FG	3FGA	PCT	FT	FTA	Pct.	Off.	Def.	Tot.	Ast.	PF	Dq.	Stl.	TO	Blk.	Pts.	Avg.	Hi	
1958-59	13	404	56	.134	.418	-	-	-	41	50	.820	-	-	136	12	-	-	-	-	-	153	11.8	-

RICK FOX - 6-7, 235 - NORTH CAROLINA

JULY 24, 1969

REGULAR SEASON

G	Min.	FG	FGA	Pct.	3FG	3FGA	PCT	FT	FTA	Pct.	Off.	Def.	Tot.	Ast.	PF	Dq.	Stl.	TO	Blk.	Pts.	Avg.	Hi	
1997-98	82	2709	363	.771	.471	86	265	.325	171	230	.743	78	280	358	276	309	4	100	201	48	983	12.0	31
1998-99	44	944	148	.330	.448	32	95	.337	66	89	.742	26	63	89	89	114	1	28	56	10	394	9.0	24
1999-00	82	1473	206	.498	.414	59	181	.326	63	78	.808	63	135	198	138	203	1	52	87	26	534	6.5	20
2000-01	82	2291	287	.646	.444	118	300	.393	95	122	.779	80	245	325	262	225	1	70	136	29	787	9.6	22
2001-02	82	2289	255	.605	.421	65	208	.313	70	85	.824	90	299	389	283	244	2	67	132	21	645	7.9	18
2002-03	76	2181	262	.621	.422	105	280	.375	52	69	.754	64	259	323	253	215	4	69	121	14	681	9.0	23
2003-04	38	846	73	.186	.392	15	61	.246	22	30	.733	29	73	102	98	99	2	29	48	4	183	4.8	11
TOT	486	12733	1594	.3657	.436	480	1390	.345	539	703	.767	430	1354	1784	1399	1409	15	415	781	152	4207	8.7	-

PLAYOFFS

G	Min.	FG	FGA	Pct.	3FG	3FGA	PCT	FT	FTA	Pct.	Off.	Def.	Tot.	Ast.	PF	Dq.	Stl.	TO	Blk.	Pts.	Avg.	Hi
1997-98	13	428	51	.114	.447	21	53	.396	19	23	.826	18	40	58	51	-	11	21	3	142	10.9	-
1998-99	8	181	24	.600	4	21	.190	1	1	1.000	9	13	22	12	-	-	4	14	5	53	6.6	-
1999-00	23	331	33	.73	.452	18	39	.462	16	21	.762	11	27	38	28	-	9	16	0	100	4.3	-
2000-01	16	573	58	.129	.450	18	57	.316	26	30	.867	13	66	79	57	-	31	36	7	160	10.0	-
2001-02	19	652	67	.139	.482	15	43	.349	37	49	.755	24	78	102	64	-	21	45	6	186	9.8	-
2002-03	4	79	8	.18	.444	5	10	.500	3	4	.750	2	4	6	7	-	1	4	1	24	6.0	-
2003-04	16	145	8	.20	.400	1	7	.143	1	2	.500	6	17	23	18	-	3	9	2	18	1.1	-
TOT	99	2389	249	.553	.450	82	230	.357	103	130	.792	83	245	328	237	-	80	145	24	683	6.9	-

DONNIE FREEMAN - 6-3, 185 - ILLINOIS

JULY 18, 1944

REGULAR SEASON

G	Min.	FG	FGA	Pct.	3FG	3FGA	PCT	FT	FTA	Pct.	Off.	Def.	Tot.	Ast.	PF	Dq.	Stl.	TO	Blk.	Pts.	Avg.	Hi	
1975-76	64	1480	263	.606	.434	-	-	-	163	199	.819	72	108	180	171	160	1	57	-	11	689	10.8	25

JAMES FRITSCHÉ - 6-8, 210 - HAMLINE

DECEMBER 10, 1931

REGULAR SEASON

G	Min.	FG	FGA	Pct.	3FG	3FGA	PCT	FT	FTA	Pct.	Off.	Def.	Tot.	Ast.	PF	Dq.	Stl.	TO	Blk.	Pts.	Avg.	Hi	
1953-54*	68	1221	116	.379	.306	-	-	-	49	68	.721	-	-	217	73	103	1	-	-	-	281	4.1	-

EARL "RED" GARDNER - 6-3, 195 - DEPAUW

SEPTEMBER 18, 1923

REGULAR SEASON

G	Min.	FG	FGA	Pct.	3FG	3FGA	PCT	FT	FTA	Pct.	Off.	Def.	Tot.	Ast.	PF	Dq.	Stl.	TO	Blk.	Pts.	Avg.	Hi	
1948-49	50	-	38	.101	.376	-	-	-	13	28	.464	-	-	-	19	50	-	-	-	-	89	1.8	-

DICK GARMAKER - 6-3, 205 - MINNESOTA

OCTOBER 29, 1932

REGULAR SEASON

G	Min.	FG	FGA	Pct.	3FG	3FGA	PCT	FT	FTA	Pct.	Off.	Def.	Tot.	Ast.	PF	Dq.	Stl.	TO	Blk.	Pts.	Avg.	Hi	
1955-56	68	870	138	.373	.370	-	-	-	112	139	.806	-	-	132	104	127	0	-	-	-	388	5.7	-
1956-57	72	2406	406	1015	.400	-	-	-	365	435	.839	-	-	336	190	199	1	-	-	-	1177	16.3	-
1957-58	68	2216	390	988	.395	-	-	-	314	411	.764	-	-	365	183	190	2	-	-	-	1094	16.1	-
1958-59	72	2493	350	885	.395	-	-	-	284	368	.772	-	-	325	211	226	3	-	-	-	984	13.7	-
1959-60	44	1187	198	525	.371	-	-	-	117	163	.718	-	-	189	133	126	3	-	-	-	513	11.7	-
TOT	324	9172	1482	.3786	.399	-	-	-	1192	1516	.786	-	-	1347	821	868	6	-	-	-	4156	12.8	-

PLAYOFFS

G	Min.	FG	FGA	Pct.	3FG	3FGA	PCT	FT	FTA	Pct.	Off.	Def.	Tot.	Ast.	PF	Dq.	Stl.	TO	Blk.	Pts.	Avg.	Hi	
1955-56	3	42	7	.19	.368	-	-	-	16	17	.941	-	-	8	11	-	-	-	-	-	30	10.0	-
1956-57	5	187	19	.69	.275	-	-	-	27	32	.844	-	-	35	17	-	-	-	-	-	65	13.0	-
1958-59	13	439	70	.165	.424	-	-	-	49	63	.778	-	-	55	39	-	-	-	-	-	189	14.5	-
TOT	21	668	96	.253	.379	-	-	-	92	112	.821	-	-	98	67	-	-	-	-	-	284	13.5	-

CALVIN GARRETT - 6-7, 190 - ORAL ROBERTS

JULY 11, 1956

REGULAR SEASON

G	Min.	FG	FGA	Pct.	3FG	3FGA	PCT	FT	FTA	Pct.	Off.	Def.	Tot.	Ast.	PF	Dq.	Stl.	TO	Blk.	Pts.	Avg.	Hi	
1983-84	41	478	78	.152	.513	2	6	.333	30	39	.769	24	47	71	31	62	2	12	34	2	188	4.6	16

DICK GARRETT - 6-3, 185 - SOUTHERN ILLINOIS

JANUARY 31, 1947

REGULAR SEASON

G	Min.	FG	FGA	Pct.	3FG	3FGA	PCT	FT	FTA	Pct.	Off.	Def.	Tot.	Ast.	PF	Dq.	Stl.	TO	Blk.	Pts.	Avg.	Hi	
1969-70	73	2318	354	.816	.434	-	-	-	138	162	.852	-	-	235	180	236	5	-	-	-	846	11.6	-

PLAYOFFS

G	Min.	FG	FGA	Pct.	3FG	3FGA	PCT	FT	FTA	Pct.	Off.	Def.	Tot.	Ast.	PF	Dq.	Stl.	TO	Blk.	Pts.	Avg.	Hi	
1969-70	18	595	101	.198	.510	-	-	-	28	32	.875	-	-	52	39	-	-	-	-	-	230	12.8	-



* Played with multiple teams (cumulative stats only available)



ALL-TIME ROSTER WITH STATISTICS

PAU GASOL - 7-0, 250 - SPAIN

JULY 6, 1980

REGULAR SEASON

G	Min.	FG	FGA	Pct.	3FG	3FGA	PCT	FT	FTA	Pct.	Off.	Def.	Tot.	Ast.	PF	Do.	StL.	TO	Blk.	Pts.	Avg.	HI	
2007-08	27	918	196	333	.589	0	1	0.00	116	147	789	61	150	211	95	54	0	14	44	42	508	18.8	31
2008-09	81	2999	592	1045	.567	1	2	5.00	343	439	781	262	518	780	284	172	0	52	157	81	1528	18.9	36
2009-10	65	2403	452	844	.536	0	5	0.00	286	362	790	243	491	734	218	152	0	37	143	113	1190	18.3	32
2010-11	82	3037	593	1120	.529	1	3	3.33	354	430	823	268	568	836	273	203	2	48	142	130	1541	18.8	34
2011-12	65	2430	459	917	.501	7	27	2.59	204	261	782	183	495	678	238	127	0	37	142	88	1129	17.4	30
2012-13	49	1655	270	579	.466	8	28	2.86	125	178	702	111	310	421	200	93	0	24	104	61	673	13.7	26
TOT	845	30346	5886	11371	.518	34	140	.243	3729	4969	750	2328	5428	7756	2780	1953	10	459	1970	1392	15535	18.4	-

PLAYOFFS

G	Min.	FG	FGA	Pct.	3FG	3FGA	PCT	FT	FTA	Pct.	Off.	Def.	Tot.	Ast.	PF	Do.	StL.	TO	Blk.	Pts.	Avg.	HI	
2007-08	21	836	141	266	.530	0	0	0	72	104	692	55	140	195	83	60	0	11	44	40	354	16.9	-
2008-09	23	931	160	276	.580	0	0	0	100	140	714	68	181	249	58	69	0	19	44	45	420	18.3	-
2009-10	23	913	165	306	.539	0	3	0.00	120	158	759	92	163	255	81	63	1	9	44	48	450	19.6	-
2010-11	10	358	47	112	.420	1	2	5.00	36	45	800	32	46	78	38	33	1	4	17	17	131	13.1	-
2011-12	12	444	62	143	.434	2	5	4.00	24	29	828	38	76	114	44	36	0	6	20	25	150	12.5	-
2012-13	4	146	25	52	.481	0	0	0	6	11	545	7	39	46	26	4	0	2	13	3	56	14.0	-
TOT	93	3628	600	1135	.519	3	10	.300	358	487	735	292	645	937	330	265	2	51	182	178	1561	16.8	-

DEVEAN GEORGE - 6-8, 235 - AUGSBURG

AUGUST 29, 1977

REGULAR SEASON

G	Min.	FG	FGA	Pct.	3FG	3FGA	PCT	FT	FTA	Pct.	Off.	Def.	Tot.	Ast.	PF	Do.	StL.	TO	Blk.	Pts.	Avg.	HI	
1999-00	49	345	56	144	.389	16	47	.340	27	41	.659	29	46	75	12	54	0	10	21	4	155	3.2	14
2000-01	59	593	64	207	.309	15	68	.221	39	55	.709	35	75	110	19	87	1	15	34	15	182	3.1	10
2001-02	82	1759	215	523	.411	66	178	.371	85	126	.675	78	225	303	111	190	3	71	66	42	581	7.1	17
2002-03	71	1613	180	461	.390	49	132	.371	83	105	.790	91	195	266	92	180	2	56	65	38	492	6.9	25
2003-04	82	1951	233	571	.408	65	186	.349	73	96	.760	87	245	332	112	189	4	81	88	38	604	7.4	24
2004-05	15	306	37	104	.356	21	58	.362	15	20	.750	13	40	53	14	32	1	8	12	2	110	7.3	18
2005-06	71	1542	170	425	.400	50	160	.313	58	86	.674	82	192	274	68	159	1	66	54	34	448	6.3	21
TOT	429	8109	955	2435	.392	282	829	.340	380	529	.718	415	1018	1433	428	891	12	307	340	173	2572	6.0	-

PLAYOFFS

G	Min.	FG	FGA	Pct.	3FG	3FGA	PCT	FT	FTA	Pct.	Off.	Def.	Tot.	Ast.	PF	Do.	StL.	TO	Blk.	Pts.	Avg.	HI	
1999-00	9	45	7	19	.368	2	10	.200	6	11	.545	4	6	10	2	-	-	1	3	0	22	2.4	-
2000-01	7	27	6	12	.500	1	2	5.00	3	2	5	1	2	5	1	-	-	0	3	0	14	2.0	-
2001-02	19	327	38	104	.365	8	35	.229	11	15	.733	24	44	68	11	-	-	11	12	10	95	5.0	-
2002-03	11	318	35	78	.449	10	30	.333	8	9	.889	11	38	49	24	-	-	11	12	4	88	8.0	-
2003-04	22	470	43	100	.430	22	59	.373	13	20	.650	11	39	50	11	-	-	21	11	8	121	5.5	-
2005-06	7	121	13	34	.382	9	21	.429	2	5	4.00	2	14	16	4	-	-	4	0	1	37	5.3	-
TOT	75	1308	142	347	.409	52	157	.331	41	62	.661	55	143	198	53	-	-	48	41	23	377	5.0	-

MEL GIBSON - 6-3, 180 - WESTERN CAROLINA

DECEMBER 31, 1940

REGULAR SEASON

G	Min.	FG	FGA	Pct.	3FG	3FGA	PCT	FT	FTA	Pct.	Off.	Def.	Tot.	Ast.	PF	Do.	StL.	TO	Blk.	Pts.	Avg.	HI	
1963-64	9	53	6	20	.300	-	-	-	1	2	5.00	-	-	4	6	10	0	-	-	-	13	1.4	-

NORMIE GLICK - 6-7, 205 - LOYOLA MARYMOUNT

NOVEMBER 10, 1927

REGULAR SEASON

G	Min.	FG	FGA	Pct.	3FG	3FGA	PCT	FT	FTA	Pct.	Off.	Def.	Tot.	Ast.	PF	Do.	StL.	TO	Blk.	Pts.	Avg.	HI	
1949-50	1	-	1	1	1.000	-	-	-	0	0	-	-	-	1	2	-	-	-	-	-	2	2.0	-

GAIL GOODRICH - 6-1, 170 - UCLA

APRIL 23, 1943

REGULAR SEASON

G	Min.	FG	FGA	Pct.	3FG	3FGA	PCT	FT	FTA	Pct.	Off.	Def.	Tot.	Ast.	PF	Do.	StL.	TO	Blk.	Pts.	Avg.	HI		
1965-66	65	1008	203	503	.404	-	-	-	103	149	.691	-	-	130	103	103	1	-	-	-	509	7.8	-	
1966-67	77	1780	352	776	.454	-	-	-	253	337	.751	-	-	251	210	294	3	-	-	-	957	12.4	-	
1967-68	79	2057	395	812	.486	-	-	-	302	392	.770	-	-	199	205	228	2	-	-	-	1092	13.8	-	
1970-71	79	2808	558	1174	.475	-	-	-	264	343	.770	-	-	260	380	258	3	-	-	-	1380	17.5	-	
1971-72	82	3040	626	1695	.487	-	-	-	475	559	.850	-	-	295	365	210	0	-	-	-	2127	25.9	-	
1972-73	76	2697	750	1615	.464	-	-	-	314	374	.840	-	-	263	332	193	1	-	-	-	1814	23.9	-	
1973-74	82	3061	784	1773	.442	-	-	-	508	588	.864	95	155	250	427	227	3	126	-	-	12	2076	25.3	49
1974-75	72	2668	656	1429	.459	-	-	-	318	378	.841	96	123	219	420	214	1	102	-	-	6	1630	22.6	53
1975-76	75	2646	583	1321	.441	-	-	-	293	346	.847	94	120	214	421	238	3	123	-	-	17	1459	19.5	37
TOT	687	21765	5107	11098	.460	-	-	-	2830	3466	.817	285	398	2081	2863	1865	17	351	-	-	35	13044	19.0	-

PLAYOFFS

G	Min.	FG	FGA	Pct.	3FG	3FGA	PCT	FT	FTA	Pct.	Off.	Def.	Tot.	Ast.	PF	Do.	StL.	TO	Blk.	Pts.	Avg.	HI	
1965-66	11	290	43	92	.467	-	-	-	29	43	.674	-	-	42	33	-	-	-	-	-	115	10.5	-
1966-67	3	81	11	31	.355	-	-	-	11	18	.611	-	-	9	10	-	-	-	-	-	33	11.0	-
1967-68	10	100	23	47	.489	-	-	-	14	18	.778	-	-	14	14	-	-	-	-	-	60	6.0	-
1970-71	12	518	105	247	.425	-	-																

ALL-TIME ROSTER WITH STATISTICS



ANDREW GOUDELOCK - 6-3, 200 - COLLEGE OF CHARLESTON

DECEMBER 7, 1988

REGULAR SEASON

	G	Min.	FG	FGA	Pct.	3FG	3FGA	PCT	FT	FTA	Pct.	Off.	Def.	Tot.	Ast.	PF	Dq.	Stl.	To	Blk.	Pts.	Avg.	Hi
2011-12	40	419	68	174	.391	28	75	.373	11	12	.917	5	26	31	20	32	0	4	21	0	175	4.4	14
2012-13	1	6	0	2	.000	0	0	-	0	0	-	1	0	1	0	0	0	0	0	0	0	0.0	0
TOT	41	425	68	176	.386	28	75	.373	11	12	.917	6	26	32	20	32	0	4	21	0	175	4.3	-

PLAYOFFS

	G	Min.	FG	FGA	Pct.	3FG	3FGA	PCT	FT	FTA	Pct.	Off.	Def.	Tot.	Ast.	PF	Dq.	Stl.	To	Blk.	Pts.	Avg.	Hi
2011-12	4	10	2	3	.667	1	1	1.000	0	0	-	0	1	1	0	1	0	0	0	0	5	1.3	-
2012-13	3	80	16	36	.444	2	10	.200	2	2	1.000	1	4	5	3	7	0	5	4	0	36	12.0	-
TOT	7	90	18	39	.462	3	11	.273	2	2	1.000	1	5	6	3	8	0	5	4	0	41	5.9	-

BRIAN GRANT - 6-9, 254 - XAVIER

MARCH 5, 1972

REGULAR SEASON

	G	Min.	FG	FGA	Pct.	3FG	3FGA	PCT	FT	FTA	Pct.	Off.	Def.	Tot.	Ast.	PF	Dq.	Stl.	To	Blk.	Pts.	Avg.	Hi
2004-05	69	1136	103	209	.493	0	0	-	57	79	.722	101	156	257	34	175	2	23	43	23	263	3.8	13

BUD GRANT - 6-3, 195 - MINNESOTA

MAY 20, 1927

REGULAR SEASON

	G	Min.	FG	FGA	Pct.	3FG	3FGA	PCT	FT	FTA	Pct.	Off.	Def.	Tot.	Ast.	PF	Dq.	Stl.	To	Blk.	Pts.	Avg.	Hi
1949-50	35	-	42	115	.365	-	-	-	7	17	.412	-	-	-	19	36	-	-	-	-	91	2.6	-
1950-51	61	-	53	184	.288	-	-	-	52	83	.627	-	115	71	106	0	-	-	-	-	158	2.6	-
TOT	96	-	95	299	.318	-	-	-	59	100	.590	-	115	90	142	0	-	-	-	-	249	2.6	-

PLAYOFFS

	G	Min.	FG	FGA	Pct.	3FG	3FGA	PCT	FT	FTA	Pct.	Off.	Def.	Tot.	Ast.	PF	Dq.	Stl.	To	Blk.	Pts.	Avg.	Hi
1949-50	11	-	18	45	.400	-	-	-	7	14	.500	-	-	-	7	25	-	-	-	-	43	3.9	-
1950-51	6	-	4	11	.364	-	-	-	3	3	1.000	-	-	-	0	12	-	-	-	-	11	1.8	-
TOT	17	-	22	56	.393	-	-	-	10	17	.588	-	-	-	7	37	-	-	-	-	54	3.2	-

HORACE GRANT - 6-10, 245 - CLEMSON

JULY 4, 1965

REGULAR SEASON

	G	Min.	FG	FGA	Pct.	3FG	3FGA	PCT	FT	FTA	Pct.	Off.	Def.	Tot.	Ast.	PF	Dq.	Stl.	To	Blk.	Pts.	Avg.	Hi
2000-01	77	2390	263	569	.462	0	3	.000	131	169	.775	220	325	545	121	181	2	51	48	61	657	8.5	19
2003-04	55	1106	92	224	.411	0	1	.000	39	54	.722	79	154	233	71	70	1	24	29	21	223	4.1	14
TOT	132	3496	355	793	.448	0	4	.000	170	223	.762	299	479	778	192	251	3	75	77	82	880	6.7	-

PLAYOFFS

	G	Min.	FG	FGA	Pct.	3FG	3FGA	PCT	FT	FTA	Pct.	Off.	Def.	Tot.	Ast.	PF	Dq.	Stl.	To	Blk.	Pts.	Avg.	Hi
2000-01	16	423	37	96	.385	0	0	-	22	30	.733	40	56	96	19	-	-	15	15	13	96	6.0	-

TRAVIS GRANT - 6-8, 215 - KENTUCKY STATE

JANUARY 1, 1950

REGULAR SEASON

	G	Min.	FG	FGA	Pct.	3FG	3FGA	PCT	FT	FTA	Pct.	Off.	Def.	Tot.	Ast.	PF	Dq.	Stl.	To	Blk.	Pts.	Avg.	Hi
1972-73	33	153	51	116	.440	-	-	-	23	26	.885	-	-	52	7	19	0	-	-	-	125	3.8	-
1973-74	3	6	1	4	.250	-	-	-	1	3	.333	0	1	1	0	1	0	0	-	0	3	1.0	3
TOT	36	159	52	120	.433	-	-	-	24	29	.828	0	1	53	7	20	0	0	0	0	128	3.6	-

PLAYOFFS

	G	Min.	FG	FGA	Pct.	3FG	3FGA	PCT	FT	FTA	Pct.	Off.	Def.	Tot.	Ast.	PF	Dq.	Stl.	To	Blk.	Pts.	Avg.	Hi
1972-73	2	11	4	6	.667	-	-	-	0	0	-	-	-	4	0	-	-	-	-	-	8	4.0	-

A.C. GREEN - 6-9, 230 - OREGON STATE

OCTOBER 4, 1963

REGULAR SEASON

	G	Min.	FG	FGA	Pct.	3FG	3FGA	PCT	FT	FTA	Pct.	Off.	Def.	Tot.	Ast.	PF	Dq.	Stl.	To	Blk.	Pts.	Avg.	Hi
1985-86	82	1542	209	388	.539	1	6	.167	102	167	.611	160	221	381	54	229	2	49	99	49	521	6.4	21
1986-87	79	2240	316	587	.538	0	5	.000	220	282	.780	210	405	615	84	171	0	70	102	80	852	10.8	26
1987-88	82	2638	322	640	.503	0	2	.000	293	379	.773	245	465	710	93	204	0	87	120	45	937	11.4	28
1988-89	82	2510	401	758	.529	4	17	.235	282	359	.786	258	481	739	103	172	0	94	119	55	1088	13.3	33
1989-90	82	2709	385	806	.478	13	46	.283	278	370	.751	262	450	712	90	207	0	68	116	50	1061	12.9	27
1990-91	82	2164	258	542	.476	11	55	.200	220	302	.738	201	315	516	71	117	0	59	99	23	750	9.1	21
1991-92	82	2902	382	803	.476	12	56	.214	340	457	.744	306	456	762	117	141	0	91	111	36	1116	13.6	28
1992-93	82	2819	379	706	.537	16	46	.348	277	375	.739	287	424	711	116	149	0	88	116	39	1051	12.8	30
1999-00	82	1929	173	387	.447	1	4	.250	66	95	.695	160	326	486	80	127	0	53	53	18	413	5.0	14
TOT	735	21451	2825	5617	.503	58	237	.248	2081	2786	.747	2089	3543	5632	808	1517	2	657	935	395	7789	10.6	-

PLAYOFFS

	G	Min.	FG	FGA	Pct.	3FG	3FGA	PCT	FT	FTA	Pct.	Off.	Def.	Tot.	Ast.	PF	Dq.	Stl.	To	Blk.	Pts.	Avg.	Hi
1985-86	9	106	9	17	.529	0	0	-	4	9	.444	3	13	16	0	-	-	1	4	3	22	2.4	-
1986-87	18	505	71	130	.546	0	0	-	65	87	.747	54	88	142	11	-	-	9	17	8	207	11.5	-
1987-88	24	726	92	169	.544	0	0	-	55	73	.753	57	118	175	20	-	-	11	26	12	239	10.0	-
1988-89	15	502	47	114	.412	0	3	.000	58	76	.763	38	99	137	18	-	-	16	23	6	152	10.1	-
1989-90	9	252	41	79	.519	0	0	-	24	32	.750	34	47	81	9	-	-	5	14	4	106	11.8	-
1990-91	19	400	41	97	.423	4	8	.500	38	54	.704	46	56	102	9	-	-	12	19	3	124	6.5	-
1991-92	4	153	16	39	.410	0	0	-	19	23	.826	15	21	36	7	-	-	7	5	0	51	12.8	-
1992-93	5	220	18	42	.429	0	5	.000	13	21	.619	26	47	73	13	-	-	7	9	3	49	9.8	-
1999-00	23	429	37	90	.411	0	0	-	16	23	.696	43											



ALL-TIME ROSTER WITH STATISTICS

JERRY GROTE - 6-4, 215 - LMU

DECEMBER 28, 1940

REGULAR SEASON

G	Min.	FG	FGA	Pct.	3FG	3FGA	PCT	FT	FTA	Pct.	Off.	Def.	Tot.	Ast.	PF	Do.	StL.	TO	Blk.	Pts.	Avg.	HI
1964-65	11	33	6	11	.545	0	0	2	2	1.000	-	-	4	4	5	0	-	14	-	14	1.3	-

PETUR GUDMUNDSSON - 7-2, 260 - WASHINGTON

OCTOBER 30, 1958

REGULAR SEASON

G	Min.	FG	FGA	Pct.	3FG	3FGA	PCT	FT	FTA	Pct.	Off.	Def.	Tot.	Ast.	PF	Do.	StL.	TO	Blk.	Pts.	Avg.	HI	
1985-86	8	128	20	37	.541	0	0	18	27	.667	17	-	21	38	3	25	1	3	11	4	58	7.3	15

PLAYOFFS

G	Min.	FG	FGA	Pct.	3FG	3FGA	PCT	FT	FTA	Pct.	Off.	Def.	Tot.	Ast.	PF	Do.	StL.	TO	Blk.	Pts.	Avg.	HI	
1985-86	12	111	16	27	.593	0	2	.000	10	15	.667	8	18	26	3	-	-	3	10	4	42	3.5	-

HAPPY HAIRSTON - 6-7, 225 - NEW YORK UNIVERSITY

MAY 31, 1942

REGULAR SEASON

G	Min.	FG	FGA	Pct.	3FG	3FGA	PCT	FT	FTA	Pct.	Off.	Def.	Tot.	Ast.	PF	Do.	StL.	TO	Blk.	Pts.	Avg.	HI	
1969-70	55	2145	426	870	.490	-	-	281	350	.803	-	-	687	110	194	9	-	-	-	118	2.6	-	-
1970-71	80	2921	574	1233	.466	-	-	337	431	.782	-	-	797	168	256	2	-	-	-	1485	18.6	-	-
1971-72	80	2748	368	798	.461	-	-	311	399	.779	-	-	1045	193	251	2	-	-	-	1047	13.1	-	-
1972-73	28	939	158	328	.482	-	-	140	178	.787	-	-	370	68	77	0	-	-	-	456	16.3	-	-
1973-74	77	2634	385	759	.507	-	-	343	445	.771	335	-	705	1040	208	264	2	64	-	17	1113	14.5	29
1974-75	74	2283	271	536	.506	-	-	217	271	.801	304	-	642	946	173	218	2	52	-	11	759	10.3	21
TOT	395	13670	2182	4524	.482	-	-	1629	2074	.785	639	-	1347	4885	920	1260	17	116	-	28	5993	15.2	-

PLAYOFFS

G	Min.	FG	FGA	Pct.	3FG	3FGA	PCT	FT	FTA	Pct.	Off.	Def.	Tot.	Ast.	PF	Do.	StL.	TO	Blk.	Pts.	Avg.	HI	
1969-70	16	296	47	108	.435	-	-	24	35	.686	-	-	76	20	-	-	-	-	-	118	7.4	-	-
1970-71	12	471	83	164	.506	-	-	38	50	.760	-	-	109	34	-	-	-	-	-	204	17.0	-	-
1971-72	15	577	74	168	.440	-	-	54	68	.794	-	-	197	31	-	-	-	-	-	202	13.5	-	-
1972-73	3	26	1	9	.111	-	-	6	8	.750	-	-	4	1	-	-	-	-	-	8	2.7	-	-
1973-74	5	172	15	36	.417	-	-	16	18	.889	-	-	52	19	-	-	-	-	-	46	9.2	-	-
TOT	51	1542	220	485	.454	-	-	138	179	.771	-	-	438	105	-	-	-	-	-	578	11.3	-	-

JACK HALEY - 6-10, 240 - UCLA

JANUARY 27, 1964

REGULAR SEASON

G	Min.	FG	FGA	Pct.	3FG	3FGA	PCT	FT	FTA	Pct.	Off.	Def.	Tot.	Ast.	PF	Do.	StL.	TO	Blk.	Pts.	Avg.	HI	
1991-92	49	394	31	84	.369	0	0	14	29	.483	31	-	64	95	7	75	0	7	25	8	76	1.6	11

PLAYOFFS

G	Min.	FG	FGA	Pct.	3FG	3FGA	PCT	FT	FTA	Pct.	Off.	Def.	Tot.	Ast.	PF	Do.	StL.	TO	Blk.	Pts.	Avg.	HI	
1991-92	2	12	1	4	.250	0	0	0	0	-	1	0	1	1	-	-	0	0	0	2	1.0	-	-

DENNIS HAMILTON - 6-8, 210 - ARIZONA STATE

MAY 8, 1944

REGULAR SEASON

G	Min.	FG	FGA	Pct.	3FG	3FGA	PCT	FT	FTA	Pct.	Off.	Def.	Tot.	Ast.	PF	Do.	StL.	TO	Blk.	Pts.	Avg.	HI	
1967-68	44	378	54	108	.500	-	-	13	13	1.000	-	-	72	30	46	0	-	-	-	121	2.8	-	-

PLAYOFFS

G	Min.	FG	FGA	Pct.	3FG	3FGA	PCT	FT	FTA	Pct.	Off.	Def.	Tot.	Ast.	PF	Do.	StL.	TO	Blk.	Pts.	Avg.	HI	
1967-68	2	11	1	3	.333	-	-	0	0	-	-	-	2	1	-	-	-	0	-	2	1.0	-	-

STEVE HAMILTON - 6-7, 190 - MOREHEAD STATE

NOVEMBER 30, 1935

REGULAR SEASON

G	Min.	FG	FGA	Pct.	3FG	3FGA	PCT	FT	FTA	Pct.	Off.	Def.	Tot.	Ast.	PF	Do.	StL.	TO	Blk.	Pts.	Avg.	HI	
1958-59	67	847	109	294	.371	-	-	74	109	.679	-	-	220	36	144	2	-	-	-	292	4.4	-	-
1959-60	15	247	29	77	.377	-	-	18	23	.783	-	-	58	7	39	1	-	-	-	76	5.1	-	-
TOT	82	1094	138	371	.372	-	-	92	132	.697	-	-	278	43	183	3	-	-	-	368	4.5	-	-

PLAYOFFS

G	Min.	FG	FGA	Pct.	3FG	3FGA	PCT	FT	FTA	Pct.	Off.	Def.	Tot.	Ast.	PF	Do.	StL.	TO	Blk.	Pts.	Avg.	HI	
1958-59	10	87	12	43	.279	-	-	8	10	.800	-	-	35	5	-	-	-	-	-	32	3.2	-	-

ALAN HARDY - 6-6 1/2, 195 - MICHIGAN

MAY 25, 1957

REGULAR SEASON

G	Min.	FG	FGA	Pct.	3FG	3FGA	PCT	FT	FTA	Pct.	Off.	Def.	Tot.	Ast.	PF	Do.	StL.	TO	Blk.	Pts.	Avg.	HI
1980-81	22	111	22	59	.373	0	0	7	10	.700	8	11	19	3	13	0	1	11	9	51	2.3	8

DEREK HARPER - 6-4, 206 - ILLINOIS

OCTOBER 13, 1961

REGULAR SEASON

G	Min.	FG	FGA	Pct.	3FG	3FGA	PCT	FT	FTA	Pct.	Off.	Def.	Tot.	Ast.	PF	Do.	StL.	TO	Blk.	Pts.	Avg.	HI	
1998-99	45	1120	120	291	.412	43	117	.368	26	32	.813	13	54	67	187	66	0	44	52	4	309	6.9	20

PLAYOFFS

G	Min.	FG	FGA	Pct.	3FG	3FGA	PCT	FT	FTA	Pct.	Off.	Def.	Tot.	Ast.	PF	Do.	StL.	TO	Blk.	Pts.	Avg.	HI	
1998-99	7	113	13	31	.419	1	10	.100	3	6	.500	1	9	10	15	-	-	2	4	0	30	4.3	-



ALL-TIME ROSTER WITH STATISTICS



RON HARPER - 6-6, 216 - MIAMI (OH)

JANUARY 20, 1964

REGULAR SEASON

G	Min.	FG	FGA	Pct.	3FG	3FGA	PCT	FT	FTA	Pct.	Off.	Def.	Tot.	Ast.	PF	Dq.	Stl.	TO	Blk.	Pts.	Avg.	Hi	
1999-00	80	2042	212	531	.399	33	106	.311	100	147	.680	96	241	337	270	164	0	85	132	39	557	7.0	18
2000-01	47	1139	127	271	.469	19	72	.264	34	48	.708	46	120	166	113	70	0	39	62	25	307	6.5	21
TOT	127	3181	339	802	.423	52	178	.292	134	195	.687	142	361	503	383	234	0	124	194	64	864	6.8	-

PLAYOFFS

G	Min.	FG	FGA	Pct.	3FG	3FGA	PCT	FT	FTA	Pct.	Off.	Def.	Tot.	Ast.	PF	Dq.	Stl.	TO	Blk.	Pts.	Avg.	Hi
1999-00	23	643	78	181	.431	9	39	.311	33	47	.702	30	55	85	73	-	23	28	13	198	8.6	-
2000-01	6	42	5	10	.500	1	4	.250	2	3	.667	1	7	8	4	-	4	1	1	13	2.2	-
TOT	29	685	83	191	.435	10	43	.233	35	50	.700	31	62	93	77	-	27	29	14	211	7.3	-

BOB HARRISON - 6-1, 190 - MICHIGAN

AUGUST 12, 1927

REGULAR SEASON

G	Min.	FG	FGA	Pct.	3FG	3FGA	PCT	FT	FTA	Pct.	Off.	Def.	Tot.	Ast.	PF	Dq.	Stl.	TO	Blk.	Pts.	Avg.	Hi	
1949-50	66	-	125	348	.359	-	-	-	50	74	.676	-	-	-	131	175	-	-	-	-	300	4.5	-
1950-51	68	-	150	432	.347	-	-	-	101	128	.789	-	-	172	195	218	5	-	-	-	401	5.9	-
1951-52	65	1712	156	487	.320	-	-	-	89	124	.718	-	-	160	188	203	9	-	-	-	401	6.2	-
1952-53	70	1643	195	518	.376	-	-	-	107	165	.648	-	-	153	160	264	16	-	-	-	497	7.1	-
1953-54*	64	1443	144	449	.321	-	-	-	94	158	.595	-	-	130	139	218	9	-	-	-	382	6.0	-
TOT	333	4798	770	2234	.345	-	-	-	441	649	.680	-	-	615	813	1078	39	-	-	-	1981	5.9	-

PLAYOFFS

G	Min.	FG	FGA	Pct.	3FG	3FGA	PCT	FT	FTA	Pct.	Off.	Def.	Tot.	Ast.	PF	Dq.	Stl.	TO	Blk.	Pts.	Avg.	Hi	
1949-50	12	-	16	37	.432	-	-	-	10	14	.714	-	-	-	12	34	-	-	-	-	42	3.5	-
1950-51	7	-	24	52	.462	-	-	-	6	9	.750	-	-	27	19	30	-	-	-	-	54	7.7	-
1951-52	12	235	30	68	.441	-	-	-	14	17	.824	-	-	20	24	39	-	-	-	-	74	6.2	-
1952-53	12	204	25	65	.385	-	-	-	10	20	.500	-	-	22	14	32	-	-	-	-	60	5.0	-
TOT	43	439	95	222	.428	-	-	-	40	59	.678	-	-	69	135	-	-	-	-	-	230	5.3	-

ANTONIO HARVEY - 6-11, 225 - PFEIFFER

JULY 9, 1970

REGULAR SEASON

G	Min.	FG	FGA	Pct.	3FG	3FGA	PCT	FT	FTA	Pct.	Off.	Def.	Tot.	Ast.	PF	Dq.	Stl.	TO	Blk.	Pts.	Avg.	Hi	
1993-94	27	247	29	79	.367	0	0	-	12	26	.462	26	33	59	5	39	0	8	17	19	70	2.6	16
1994-95	59	572	77	176	.438	1	1	1.000	24	45	.533	39	63	102	23	87	0	15	25	41	179	3.0	18
TOT	86	819	106	255	.416	1	1	1.000	36	71	.507	65	96	161	28	126	0	23	42	60	249	2.9	-

PLAYOFFS

G	Min.	FG	FGA	Pct.	3FG	3FGA	PCT	FT	FTA	Pct.	Off.	Def.	Tot.	Ast.	PF	Dq.	Stl.	TO	Blk.	Pts.	Avg.	Hi	
1994-95	3	4	0	0	-	0	0	-	0	0	-	0	1	1	0	-	0	0	0	0	0	0.0	-

BILLY HASSETT - 6-1, 180 - NOTRE DAME

OCTOBER 21, 1921

REGULAR SEASON

G	Min.	FG	FGA	Pct.	3FG	3FGA	PCT	FT	FTA	Pct.	Off.	Def.	Tot.	Ast.	PF	Dq.	Stl.	TO	Blk.	Pts.	Avg.	Hi	
1949-50	42	-	38	145	.262	-	-	-	35	67	.522	-	-	-	69	82	-	-	-	-	111	2.6	-

PLAYOFFS

G	Min.	FG	FGA	Pct.	3FG	3FGA	PCT	FT	FTA	Pct.	Off.	Def.	Tot.	Ast.	PF	Dq.	Stl.	TO	Blk.	Pts.	Avg.	Hi	
1949-50	7	-	3	12	.250	-	-	-	3	10	.300	-	-	0	4	-	-	-	-	-	9	1.3	-

CONNIE HAWKINS - 6-8, 215 - IOWA

JULY 17, 1942

REGULAR SEASON

G	Min.	FG	FGA	Pct.	3FG	3FGA	PCT	FT	FTA	Pct.	Off.	Def.	Tot.	Ast.	PF	Dq.	Stl.	TO	Blk.	Pts.	Avg.	Hi	
1973-74	71	2538	368	733	.502	-	-	-	173	224	.772	162	360	522	379	203	1	105	-	78	909	12.8	26
1974-75	43	1026	139	324	.429	-	-	-	68	99	.687	54	144	198	120	116	1	51	-	23	346	8.0	24
TOT	114	3564	507	1057	.480	-	-	-	241	323	.746	216	504	720	499	319	2	156	-	101	1255	11.0	-

PLAYOFFS

G	Min.	FG	FGA	Pct.	3FG	3FGA	PCT	FT	FTA	Pct.	Off.	Def.	Tot.	Ast.	PF	Dq.	Stl.	TO	Blk.	Pts.	Avg.	Hi	
1973-74	5	172	21	60	.350	-	-	-	12	15	.800	-	-	40	16	-	-	-	-	-	54	10.8	-

TOM HAWKINS - 6-5, 210 - NOTRE DAME

DECEMBER 22, 1936

REGULAR SEASON

G	Min.	FG	FGA	Pct.	3FG	3FGA	PCT	FT	FTA	Pct.	Off.	Def.	Tot.	Ast.	PF	Dq.	Stl.	TO	Blk.	Pts.	Avg.	Hi	
1959-60	69	1467	220	579	.380	-	-	-	106	164	.646	-	-	428	54	188	3	-	-	-	546	7.9	-
1960-61	78	1846	310	719	.431	-	-	-	140	235	.596	-	-	479	88	209	2	-	-	-	760	9.7	-
1961-62	79	1903	289	704	.411	-	-	-	143	222	.644	-	-	514	95	244	7	-	-	-	721	9.1	-
1966-67	76	1798	275	572	.481	-	-	-	82	173	.474	-	-	434	83	207	1	-	-	-	632	8.3	-
1967-68	78	2463	389	779	.499	-	-	-	125	229	.546	-	-	458	117	289	7	-	-	-	903	11.6	-
1968-69	74	1507	230	461	.499	-	-	-	62	151	.411	-	-	266	81	168	1	-	-	-	522	7.1	-
TOT	523	10984	1933	4393	.440	-	-	-	764	1338	.571	-	-	3007	572	1493	21	-	-	-	4630	8.9	-

PLAYOFFS

G	Min.	FG	FGA	Pct.	3FG	3FGA	PCT	FT	FTA	Pct.	Off.	Def.	Tot.	Ast.	PF	Dq.	Stl.	TO	Blk.	Pts.	Avg.	Hi	
1959-60	8	119	22	45	.489	-	-	-	15	18	.833	-	-	21	3	-	-	-	-	-	59	7.4	-
1960-61	12	283	54	116	.466	-	-	-	31	47	.660	-	-	76	13	-	-	-	-	-	139	11.6	-
1961-62	13	203	22	61	.361	-	-	-	10	24	.417	-	-	66	19	-	-	-	-	-	54	4.2	-
1966-67	3	95	13	31	.419	-	-	-	4	8	.500	-	-	20	10	-	-	-	-	-	30	10.0	-
1967-68	15	478	59	129	.457	-	-	-	24	40	.600	-	-	90	18	-	-	-	-	-	142	9.5	-
1968-69	14	180	24	50	.480	-	-	-	7	18	.38												



ALL-TIME ROSTER WITH STATISTICS

NATE HAWTHORNE - 6-4, 190 - SOUTHERN ILLINOIS

JANUARY 15, 1950

REGULAR SEASON

G	Min.	FG	FGA	Pct.	3FG	3FGA	PCT	FT	FTA	Pct.	Off.	Def.	Tot.	Ast.	PF	Do.	StL.	TO	Blk.	Pts.	Avg.	HI
1973-74	33	229	38	93	.409	-	-	30	48	.625	16	16	32	23	33	1	9	-	6	106	3.2	13

PLAYOFFS

G	Min.	FG	FGA	Pct.	3FG	3FGA	PCT	FT	FTA	Pct.	Off.	Def.	Tot.	Ast.	PF	Do.	StL.	TO	Blk.	Pts.	Avg.	HI
1973-74	3	14	1	7	.143	-	-	4	5	.800	-	-	2	2	-	-	-	-	-	6	2.0	-

SPENCER HAYWOOD - 6-8, 225 - DETROIT

APRIL 22, 1949

REGULAR SEASON

G	Min.	FG	FGA	Pct.	3FG	3FGA	PCT	FT	FTA	Pct.	Off.	Def.	Tot.	Ast.	PF	Do.	StL.	TO	Blk.	Pts.	Avg.	HI	
1979-80	76	1544	288	591	.487	1	4	250	159	206	.772	132	214	346	93	197	2	35	134	57	736	9.7	25

PLAYOFFS

G	Min.	FG	FGA	Pct.	3FG	3FGA	PCT	FT	FTA	Pct.	Off.	Def.	Tot.	Ast.	PF	Do.	StL.	TO	Blk.	Pts.	Avg.	HI
1979-80	11	145	25	53	.472	0	1	.000	13	16	.813	14	12	26	4	-	-	20	6	63	5.7	-

WALT HAZZARD - 6-2, 190 - UCLA

APRIL 15, 1942

REGULAR SEASON

G	Min.	FG	FGA	Pct.	3FG	3FGA	PCT	FT	FTA	Pct.	Off.	Def.	Tot.	Ast.	PF	Do.	StL.	TO	Blk.	Pts.	Avg.	HI
1964-65	66	919	117	306	.382	-	-	46	71	.648	-	-	111	140	132	0	-	-	-	280	4.2	-
1965-66	80	2198	458	1003	.457	-	-	182	257	.708	-	-	219	393	224	0	-	-	-	1098	13.7	-
1966-67	79	1642	301	706	.426	-	-	129	177	.729	-	-	231	323	203	1	-	-	-	731	9.3	-
TOT	225	4759	876	2015	.435	-	-	357	505	.707	-	-	561	856	559	1	-	-	-	2109	9.4	-

PLAYOFFS

G	Min.	FG	FGA	Pct.	3FG	3FGA	PCT	FT	FTA	Pct.	Off.	Def.	Tot.	Ast.	PF	Do.	StL.	TO	Blk.	Pts.	Avg.	HI
1964-65	7	118	19	57	.333	-	-	15	20	.750	-	-	18	30	18	-	-	-	-	53	7.6	-
1965-66	14	340	70	142	.493	-	-	26	42	.619	-	-	41	44	40	-	-	-	-	166	11.9	-
1966-67	3	86	6	25	.240	-	-	8	10	.800	-	-	8	16	11	-	-	-	-	20	6.7	-
TOT	24	544	95	224	.424	-	-	49	72	.681	-	-	67	90	69	-	-	-	-	239	10.0	-

JEROME HENDERSON - 6-11, 230 - NEW MEXICO

OCTOBER 5, 1959

REGULAR SEASON

G	Min.	FG	FGA	Pct.	3FG	3FGA	PCT	FT	FTA	Pct.	Off.	Def.	Tot.	Ast.	PF	Do.	StL.	TO	Blk.	Pts.	Avg.	HI
1985-86	1	3	2	3	.667	0	0	0	0	-	0	1	1	0	1	0	0	0	0	4	4.0	4

FRED HETZEL - 6-8, 230 - DAVIDSON

JULY 21, 1942

REGULAR SEASON

G	Min.	FG	FGA	Pct.	3FG	3FGA	PCT	FT	FTA	Pct.	Off.	Def.	Tot.	Ast.	PF	Do.	StL.	TO	Blk.	Pts.	Avg.	HI
1970-71	59	613	111	256	.434	-	-	60	77	.779	-	-	149	37	99	3	-	-	-	282	4.8	-

PLAYOFFS

G	Min.	FG	FGA	Pct.	3FG	3FGA	PCT	FT	FTA	Pct.	Off.	Def.	Tot.	Ast.	PF	Do.	StL.	TO	Blk.	Pts.	Avg.	HI
1970-71	7	38	5	15	.333	-	-	2	2	1.000	-	-	7	2	-	-	-	-	-	12	1.7	-

BILL HEWITT - 6-7, 210 - USC

AUGUST 8, 1944

REGULAR SEASON

G	Min.	FG	FGA	Pct.	3FG	3FGA	PCT	FT	FTA	Pct.	Off.	Def.	Tot.	Ast.	PF	Do.	StL.	TO	Blk.	Pts.	Avg.	HI
1968-69	75	1455	239	528	.453	-	-	61	106	.575	-	-	332	76	139	1	-	-	-	539	7.2	-
1969-70	20	478	25	88	.284	-	-	16	31	.516	-	-	141	28	39	0	-	-	-	66	3.3	-
TOT	95	1933	264	616	.429	-	-	77	137	.562	-	-	473	104	178	1	-	-	-	605	6.4	-

PLAYOFFS

G	Min.	FG	FGA	Pct.	3FG	3FGA	PCT	FT	FTA	Pct.	Off.	Def.	Tot.	Ast.	PF	Do.	StL.	TO	Blk.	Pts.	Avg.	HI
1968-69	15	412	61	151	.404	-	-	18	29	.621	-	-	78	17	-	-	-	-	-	140	9.3	-

MIKE HIGGINS - 6-9, 220 - NORTHERN COLORADO

FEBRUARY 17, 1967

REGULAR SEASON

G	Min.	FG	FGA	Pct.	3FG	3FGA	PCT	FT	FTA	Pct.	Off.	Def.	Tot.	Ast.	PF	Do.	StL.	TO	Blk.	Pts.	Avg.	HI
1989-90	6	18	0	0	-	0	0	1	2	.500	1	0	1	1	4	0	1	0	2	1	0.2	1

JORDAN HILL - 6-10, 235 - ARIZONA

JULY 27, 1987

REGULAR SEASON

G	Min.	FG	FGA	Pct.	3FG	3FGA	PCT	FT	FTA	Pct.	Off.	Def.	Tot.	Ast.	PF	Do.	StL.	TO	Blk.	Pts.	Avg.	HI	
2011-12	7	82	14	30	.467	0	0	5	8	.625	14	17	31	2	11	0	5	7	6	33	4.7	14	
2012-13	29	458	77	155	.497	0	2	.000	40	61	.656	82	84	166	13	55	0	8	26	19	194	6.7	17
TOT	36	540	91	185	.492	0	2	.000	45	69	.652	96	101	197	15	66	0	13	33	25	227	6.3	-

PLAYOFFS

G	Min.	FG	FGA	Pct.	3FG	3FGA	PCT	FT	FTA	Pct.	Off.	Def.	Tot.	Ast.	PF	Do.	StL.	TO	Blk.	Pts.	Avg.	HI
2011-12	12	217	23	53	.434	0	0	11	16	.688	39	37	76	1	32	0	3	7	8	57	4.8	-
2012-13	3	31	5	10	.500	0	0	0	0	-	2	9	11	1	2	0	0	0	2	10	3.3	-
TOT	15	248	28	63	.444	0	0	11	16	.688	41	46	87	2	34	0	3	7	10	67	4.5	-



ALL-TIME ROSTER WITH STATISTICS



LEW HITCH - 6-8, 200 - KANSAS STATE

JULY 16, 1929

REGULAR SEASON

G	Min.	FG	FGA	Pct.	3FG	3FGA	PCT	FT	FTA	Pct.	Off.	Def.	Tot.	Ast.	PF	Dq.	StL.	TO	Blk.	Pts.	Avg.	Hi
1951-52	61	849	77	215	.358	-	-	-	63	94	.670	-	-	243	50	89	3	-	-	217	3.6	-
1952-53	70	1027	89	255	.349	-	-	-	83	136	.610	-	-	275	66	122	2	-	-	261	3.7	-
1954-55	74	1774	167	417	.400	-	-	-	115	169	.680	-	-	438	125	110	0	-	-	449	6.1	-
1955-56	69	1129	94	235	.400	-	-	-	100	132	.758	-	-	283	77	85	0	-	-	288	4.2	-
TOT	274	4779	427	1122	.381	-	-	-	361	531	.680	-	-	1239	318	406	5	-	-	1215	4.4	-

PLAYOFFS

G	Min.	FG	FGA	Pct.	3FG	3FGA	PCT	FT	FTA	Pct.	Off.	Def.	Tot.	Ast.	PF	Dq.	StL.	TO	Blk.	Pts.	Avg.	Hi
1951-52	13	152	9	25	.360	-	-	-	6	21	.286	-	-	44	9	-	-	-	-	24	1.8	-
1952-53	12	189	16	46	.348	-	-	-	17	32	.531	-	-	64	11	-	-	-	-	49	4.1	-
1954-55	7	137	16	40	.400	-	-	-	23	29	.793	-	-	42	10	-	-	-	-	55	7.9	-
1955-56	3	54	4	13	.308	-	-	-	7	10	.700	-	-	15	2	-	-	-	-	15	5.0	-
TOT	35	532	45	124	.363	-	-	-	53	92	.576	-	-	165	32	-	-	-	-	143	4.1	-

JIM HOLSTEIN - 6-3, 180 - CINCINNATI

SEPTEMBER 24, 1930

REGULAR SEASON

G	Min.	FG	FGA	Pct.	3FG	3FGA	PCT	FT	FTA	Pct.	Off.	Def.	Tot.	Ast.	PF	Dq.	StL.	TO	Blk.	Pts.	Avg.	Hi
1952-53	66	989	98	274	.358	-	-	-	70	105	.667	-	-	173	74	128	1	-	-	266	4.0	-
1953-54	70	1155	88	288	.306	-	-	-	64	112	.571	-	-	204	79	140	0	-	-	240	3.4	-
1954-55	62	980	107	330	.324	-	-	-	67	94	.713	-	-	206	58	107	0	-	-	281	4.5	-
TOT	198	3124	293	892	.328	-	-	-	201	311	.646	-	-	583	211	375	1	-	-	787	4.0	-

PLAYOFFS

G	Min.	FG	FGA	Pct.	3FG	3FGA	PCT	FT	FTA	Pct.	Off.	Def.	Tot.	Ast.	PF	Dq.	StL.	TO	Blk.	Pts.	Avg.	Hi
1952-53	12	192	20	42	.476	-	-	-	12	23	.522	-	-	30	11	-	-	-	-	52	4.3	-
1953-54	13	188	15	49	.306	-	-	-	16	23	.696	-	-	35	11	-	-	-	-	46	3.5	-
1954-55	7	117	16	38	.421	-	-	-	8	9	.889	-	-	30	6	-	-	-	-	40	5.7	-
TOT	32	497	51	129	.395	-	-	-	36	55	.655	-	-	95	28	-	-	-	-	138	4.3	-

BRAD HOLLAND - 6-3, 220 - UCLA

DECEMBER 12, 1956

REGULAR SEASON

G	Min.	FG	FGA	Pct.	3FG	3FGA	PCT	FT	FTA	Pct.	Off.	Def.	Tot.	Ast.	PF	Dq.	StL.	TO	Blk.	Pts.	Avg.	Hi	
1979-80	38	197	44	104	.423	3	15	.200	15	16	.938	4	13	17	22	24	0	15	13	1	106	2.8	12
1980-81	41	295	47	111	.423	1	3	.333	35	49	.714	9	20	29	23	44	0	21	31	1	130	3.2	10
TOT	79	492	91	215	.423	4	18	.222	50	65	.769	13	33	46	45	68	0	36	44	2	236	3.0	-

JOHN HORAN - 6-8, 190 - DAYTON

NOVEMBER 14, 1980

REGULAR SEASON

G	Min.	FG	FGA	Pct.	3FG	3FGA	PCT	FT	FTA	Pct.	Off.	Def.	Tot.	Ast.	PF	Dq.	StL.	TO	Blk.	Pts.	Avg.	Hi
1955-56	12	50	4	16	.250	-	-	-	4	5	.800	-	-	6	1	7	0	-	-	12	1.0	-

RON HORN - 6-7, 225 - INDIANA

MAY 24, 1938

REGULAR SEASON

G	Min.	FG	FGA	Pct.	3FG	3FGA	PCT	FT	FTA	Pct.	Off.	Def.	Tot.	Ast.	PF	Dq.	StL.	TO	Blk.	Pts.	Avg.	Hi
1962-63	28	289	27	82	.329	-	-	-	20	29	.690	-	-	71	10	46	0	-	-	74	2.6	-

PLAYOFFS

G	Min.	FG	FGA	Pct.	3FG	3FGA	PCT	FT	FTA	Pct.	Off.	Def.	Tot.	Ast.	PF	Dq.	StL.	TO	Blk.	Pts.	Avg.	Hi
1962-63	7	55	4	12	.333	-	-	-	4	5	.800	-	-	11	2	-	-	-	-	12	1.7	-

ROBERT HORRY - 6-10, 240 - ALABAMA

AUGUST 25, 1970

REGULAR SEASON

G	Min.	FG	FGA	Pct.	3FG	3FGA	PCT	FT	FTA	Pct.	Off.	Def.	Tot.	Ast.	PF	Dq.	StL.	TO	Blk.	Pts.	Avg.	Hi	
1996-97	22	676	75	165	.455	25	76	.329	28	40	.700	28	90	118	56	72	1	38	26	29	203	9.2	15
1997-98	72	2192	200	420	.476	19	93	.204	117	169	.692	186	356	542	163	238	5	112	99	94	536	7.4	23
1998-99	38	744	67	146	.459	20	45	.444	34	46	.739	56	96	152	56	103	2	36	49	39	188	4.9	22
1999-00	76	1685	159	363	.438	29	94	.309	89	113	.788	133	228	361	118	189	0	84	73	80	436	5.7	20
2000-01	79	1587	147	380	.387	54	156	.346	59	83	.711	93	203	296	128	210	3	54	79	54	407	5.2	20
2001-02	81	2140	183	460	.398	76	203	.374	108	138	.783	130	349	479	232	208	1	77	88	89	550	6.8	23
2002-03	80	2343	184	476	.387	51	177	.288	103	134	.769	181	333	514	233	247	2	96	112	61	522	6.5	17
TOT	448	11367	1015	2410	.421	274	844	.325	538	723	.744	807	1655	2462	986	1267	14	497	526	446	2842	6.3	-

PLAYOFFS

G	Min.	FG	FGA	Pct.	3FG	3FGA	PCT	FT	FTA	Pct.	Off.	Def.	Tot.	Ast.	PF	Dq.	StL.	TO	Blk.	Pts.	Avg.	Hi	
1996-97	9	279	17	38	.447	12	28	.429	14	16	.778	12	36	48	13	-	-	10	11	7	60	6.7	-
1997-98	13	422	39	70	.557	6	17	.353	28	41	.683	34	50	84	40	-	-	14	18	18	112	8.6	-
1998-99	6	177	12	26	.462	5	12	.417	11	14	.786	10	26	36	11	-	-	6	7	6	40	5.0	-
1999-00	23	618	59	145	.407	17	59	.288	40	57	.702	38	85	123	58	-	-	20	30	19	175	7.6	-
2000-01	16	382	32	87	.368	17	47	.362	13	22	.591	30	53	83	31	-	-	33	30	16	176	9.3	-
2001-02	19	703	61	136	.449	24	62	.387	30	38	.789	36	118	154	61	-	-	33	30	16	176	9.3	-
2002-03	12	373	30	94	.319	2	38	.053	5	9	.556	23	57	80	37	-	-	15	17	12	67	5.6	-
TOT	100	2954	250	596	.419	83	263	.316	141	199	.709	183	425	608	251	-	-	120	131	94	724	7.2	-

DWIGHT HOWARD - 6-11, 265 - SW ATLANTA CHRISTIAN ACADEMY (GA)

DECEMBER 8, 1985

REGULAR SEASON

G	Min.	FG	FGA	Pct.	3FG	3FGA	PCT	FT	FTA	Pct.	Off.	Def.	Tot.	Ast.	PF	Dq.	StL.	TO	Blk.	Pts.	Avg.	Hi
2012-13	76	2722	470	813	.																	



ALL-TIME ROSTER WITH STATISTICS

LOU HUDSON - 6-4 1/2, 215 - MINNESOTA

JULY 11, 1944

REGULAR SEASON

G	Min.	FG	FGA	Pct.	3FG	3FGA	PCT	FT	FTA	Pct.	Off.	Def.	Tot.	Ast.	PF	Do.	StL.	TO	Blk.	Pts.	Avg.	HI	
1977-78	82	2283	493	992	.497	-	-	-	137	177	.774	80	108	188	93	196	0	94	150	14	1123	13.7	30
1978-79	78	1686	329	636	.517	-	-	-	110	124	.887	64	76	140	141	133	1	58	99	17	768	9.8	23
TOT	160	3969	822	1628	.505	-	-	-	247	301	.821	144	184	328	334	329	1	152	249	31	1891	11.8	-

PLAYOFFS

G	Min.	FG	FGA	Pct.	3FG	3FGA	PCT	FT	FTA	Pct.	Off.	Def.	Tot.	Ast.	PF	Do.	StL.	TO	Blk.	Pts.	Avg.	HI	
1977-78	3	83	14	38	.368	-	-	-	7	8	.875	-	-	9	9	-	-	-	-	-	35	11.7	-
1978-79	6	90	17	32	.531	-	-	-	4	4	1.000	-	-	4	8	-	-	-	-	-	38	6.3	-
TOT	9	183	31	70	.443	-	-	-	11	12	.917	-	-	13	17	-	-	-	-	-	73	8.1	-

ROD HUNDLEY - 6-4, 185 - WEST VIRGINIA

OCTOBER 26, 1934

REGULAR SEASON

G	Min.	FG	FGA	Pct.	3FG	3FGA	PCT	FT	FTA	Pct.	Off.	Def.	Tot.	Ast.	PF	Do.	StL.	TO	Blk.	Pts.	Avg.	HI	
1957-58	65	1154	174	548	.318	-	-	-	104	162	.642	-	-	186	121	99	0	-	-	-	452	7.0	-
1958-59	71	1664	259	719	.360	-	-	-	164	218	.752	-	-	250	205	139	0	-	-	-	682	9.6	-
1959-60	73	2279	365	1019	.358	-	-	-	203	273	.744	-	-	390	338	194	0	-	-	-	933	12.8	-
1960-61	79	2179	323	921	.351	-	-	-	223	296	.753	-	-	289	350	144	0	-	-	-	869	11.0	-
1961-62	78	1492	173	509	.340	-	-	-	83	127	.654	-	-	199	290	129	1	-	-	-	429	5.5	-
1962-63	65	785	88	262	.336	-	-	-	84	119	.706	-	-	106	151	81	0	-	-	-	260	4.0	-
TOT	431	9553	1382	3978	.347	-	-	-	861	1195	.721	-	-	1420	1455	786	1	-	-	-	3625	8.4	-

PLAYOFFS

G	Min.	FG	FGA	Pct.	3FG	3FGA	PCT	FT	FTA	Pct.	Off.	Def.	Tot.	Ast.	PF	Do.	StL.	TO	Blk.	Pts.	Avg.	HI	
1958-59	13	175	20	58	.345	-	-	-	12	14	.857	-	-	23	20	15	-	-	-	-	52	4.0	-
1959-60	9	337	41	122	.336	-	-	-	24	37	.649	-	-	61	55	18	-	-	-	-	106	11.8	-
1960-61	12	287	30	101	.297	-	-	-	20	29	.690	-	-	41	45	19	-	-	-	-	80	6.7	-
1961-62	12	187	7	25	.280	-	-	-	9	12	.750	-	-	18	32	27	-	-	-	-	23	1.9	-
1962-63	7	34	3	10	.300	-	-	-	3	3	1.000	-	-	6	5	1	-	-	-	-	9	1.3	-
TOT	53	1020	101	316	.320	-	-	-	68	95	.716	-	-	149	157	80	-	-	-	-	270	5.1	-

LINDSEY HUNTER - 6-2, 190 - JACKSON STATE

DECEMBER 3, 1970

REGULAR SEASON

G	Min.	FG	FGA	Pct.	3FG	3FGA	PCT	FT	FTA	Pct.	Off.	Def.	Tot.	Ast.	PF	Do.	StL.	TO	Blk.	Pts.	Avg.	HI	
2001-02	82	1616	187	490	.382	79	208	.380	20	40	.500	18	103	121	129	120	0	66	55	19	473	5.8	18

PLAYOFFS

G	Min.	FG	FGA	Pct.	3FG	3FGA	PCT	FT	FTA	Pct.	Off.	Def.	Tot.	Ast.	PF	Do.	StL.	TO	Blk.	Pts.	Avg.	HI
2001-02	18	132	14	45	.311	8	29	.276	0	0	-	2	5	7	10	-	2	5	0	36	2.0	-

JOE HUTTON - 6-1, 170 - HAMLINE

OCTOBER 6, 1928

REGULAR SEASON

G	Min.	FG	FGA	Pct.	3FG	3FGA	PCT	FT	FTA	Pct.	Off.	Def.	Tot.	Ast.	PF	Do.	StL.	TO	Blk.	Pts.	Avg.	HI	
1950-51	60	-	59	180	.328	-	-	-	29	43	.647	-	-	102	53	89	1	-	-	-	147	2.5	-
1951-52	60	723	53	158	.335	-	-	-	49	70	.700	-	-	85	62	110	1	-	-	-	155	2.6	-
TOT	120	723	112	338	.331	-	-	-	78	113	.690	-	-	187	115	199	2	-	-	-	302	2.5	-

PLAYOFFS

G	Min.	FG	FGA	Pct.	3FG	3FGA	PCT	FT	FTA	Pct.	Off.	Def.	Tot.	Ast.	PF	Do.	StL.	TO	Blk.	Pts.	Avg.	HI	
1950-51	7	-	0	3	.000	-	-	-	2	4	.500	-	-	3	1	-	-	-	-	-	2	0.3	-
1951-52	12	139	12	29	.414	-	-	-	9	14	.643	-	-	13	12	-	-	-	-	-	33	2.8	-
TOT	19	-	12	32	.375	-	-	-	11	18	.611	-	-	16	13	-	-	-	-	-	35	1.8	-

DARRALL IMHOFF - 6-10, 220 - CALIFORNIA

OCTOBER 11, 1938

REGULAR SEASON

G	Min.	FG	FGA	Pct.	3FG	3FGA	PCT	FT	FTA	Pct.	Off.	Def.	Tot.	Ast.	PF	Do.	StL.	TO	Blk.	Pts.	Avg.	HI	
1964-65	76	1521	145	311	.466	-	-	-	88	154	.571	-	-	500	87	238	7	-	-	-	378	5.0	-
1965-66	77	1413	151	337	.448	-	-	-	77	136	.566	-	-	509	113	234	7	-	-	-	379	4.9	-
1966-67	81	2725	370	780	.474	-	-	-	127	207	.614	-	-	1080	222	281	7	-	-	-	867	10.7	-
1967-68	82	2271	293	613	.478	-	-	-	177	286	.619	-	-	893	206	264	3	-	-	-	763	9.3	-
TOT	316	7930	959	2041	.470	-	-	-	469	783	.600	-	-	2982	628	1017	24	-	-	-	2387	7.6	-

PLAYOFFS

G	Min.	FG	FGA	Pct.	3FG	3FGA	PCT	FT	FTA	Pct.	Off.	Def.	Tot.	Ast.	PF	Do.	StL.	TO	Blk.	Pts.	Avg.	HI	
1964-65	11	151	13	24	.542	-	-	-	7	12	.583	-	-	43	13	-	-	-	-	-	33	3.0	-
1965-66	14	243	14	40	.350	-	-	-	13	18	.722	-	-	81	30	-	-	-	-	-	41	2.9	-
1966-67	3	86	13	24	.542	-	-	-	4	5	.800	-	-	37	5	-	-	-	-	-	30	10.0	-
1967-68	15	440	44	89	.494	-	-	-	26	51	.510	-	-	163	30	-	-	-	-	-	114	7.6	-
TOT	43	920	84	177	.475	-	-	-	50	86	.581	-	-	324	78	-	-	-	-	-	218	5.1	-

McCOY INGRAM - 6-0, 210 - JACKSON STATE

AUGUST 31, 1931

REGULAR SEASON

G	Min.	FG	FGA	Pct.	3FG	3FGA	PCT	FT	FTA	Pct.	Off.	Def.	Tot.	Ast.	PF	Do.	StL.	TO	Blk.	Pts.	Avg.	HI	
1957-58	24	267	27	103	.262	-	-	-	13	28	.464	-	-	116	20	44	1	-	-	-	67	2.8	-

PLAYOFFS

G	Min.	FG	FGA	Pct.	3FG	3FGA	PCT	FT	FTA	Pct.	Off.	Def.	Tot.	Ast.	PF	Do.	StL.	TO	Blk.	Pts.	Avg.	HI	
2005-06	13	92	9	31	.290	4	11	.364	0	0	-	0	12	12	4	5	0	2	5	0	22	1.7	7

PLAYOFFS

G	Min.	FG	FGA	Pct.	3FG	3FGA	PCT	FT	FTA	Pct.	Off.	Def.	Tot.	Ast.	PF	Do.	StL.	TO	Blk.
---	------	----	-----	------	-----	------	-----	----	-----	------	------	------	------	------	----	-----	------	----	------

ALL-TIME ROSTER WITH STATISTICS



TONY JACKSON - 6-0, 170 - FLORIDA STATE

JANUARY 17, 1958

REGULAR SEASON

	G	Min.	FG	FGA	Pct.	3FG	3FGA	PCT	FT	FTA	Pct.	Off.	Def.	Tot.	Ast.	PF	Dq.	Stl.	TO	Blk.	Pts.	Avg.	HI
1980-81	2	14	1	3	.333	0	0	-	0	0	-	0	2	2	2	1	0	2	0	0	2	1.0	2

SAM JACOBSON - 6-6, 215 - MINNESOTA

JULY 22, 1975

REGULAR SEASON

	G	Min.	FG	FGA	Pct.	3FG	3FGA	PCT	FT	FTA	Pct.	Off.	Def.	Tot.	Ast.	PF	Dq.	Stl.	TO	Blk.	Pts.	Avg.	HI
1998-99	2	12	3	5	.600	0	1	.000	2	2	1.000	0	3	3	0	2	0	0	1	0	8	4.0	6
1999-00	3	18	5	9	.556	0	0	-	0	2	.000	0	1	1	2	1	0	1	2	0	10	3.3	6
TOT	5	30	8	14	.571	0	1	.000	2	4	.500	0	4	4	2	3	0	1	3	0	18	3.6	-

ANTAWN JAMISON - 6-9, 235 - NORTH CAROLINA

JUNE 12, 1976

REGULAR SEASON

	G	Min.	FG	FGA	Pct.	3FG	3FGA	PCT	FT	FTA	Pct.	Off.	Def.	Tot.	Ast.	PF	Dq.	Stl.	TO	Blk.	Pts.	Avg.	HI
2012-13	76	1636	267	575	.464	84	233	.361	94	136	.691	109	253	362	50	124	1	30	53	22	712	9.4	33

PLAYOFFS

	G	Min.	FG	FGA	Pct.	3FG	3FGA	PCT	FT	FTA	Pct.	Off.	Def.	Tot.	Ast.	PF	Dq.	Stl.	TO	Blk.	Pts.	Avg.	HI
2012-13	4	79	10	23	.435	5	12	.417	4	6	.667	1	6	7	1	9	0	1	3	2	29	7.3	-

TONY JAROS - 6-3, 185 - MINNESOTA

FEBRUARY 22, 1920

REGULAR SEASON

	G	Min.	FG	FGA	Pct.	3FG	3FGA	PCT	FT	FTA	Pct.	Off.	Def.	Tot.	Ast.	PF	Dq.	Stl.	TO	Blk.	Pts.	Avg.	HI
1948-49	59	-	132	385	.343	-	-	-	79	110	.718	-	-	-	58	114	-	-	-	-	343	5.8	-
1949-50	61	-	84	289	.291	-	-	-	72	96	.750	-	-	-	60	106	-	-	-	-	240	3.9	-
1950-51	63	-	88	287	.307	-	-	-	65	103	.631	-	-	131	72	131	0	-	-	-	241	3.8	-
TOT	183	-	304	961	.316	-	-	-	216	309	.699	-	-	131	190	351	0	-	-	-	824	4.5	-

PLAYOFFS

	G	Min.	FG	FGA	Pct.	3FG	3FGA	PCT	FT	FTA	Pct.	Off.	Def.	Tot.	Ast.	PF	Dq.	Stl.	TO	Blk.	Pts.	Avg.	HI
1948-49	10	-	20	56	.357	-	-	-	18	23	.783	-	-	-	11	-	-	-	-	-	58	5.8	-
1949-50	2	-	0	3	.000	-	-	-	1	2	.500	-	-	0	0	-	-	-	-	-	1	0.5	-
1950-51	7	-	6	20	.300	-	-	-	8	11	.727	-	-	7	6	-	-	-	-	-	20	2.9	-
TOT	19	-	26	79	.329	-	-	-	27	36	.750	-	-	7	17	-	-	-	-	-	79	4.2	-

CLAY JOHNSON - 6-4, 175 - MISSOURI

JULY 18, 1956

REGULAR SEASON

	G	Min.	FG	FGA	Pct.	3FG	3FGA	PCT	FT	FTA	Pct.	Off.	Def.	Tot.	Ast.	PF	Dq.	Stl.	TO	Blk.	Pts.	Avg.	HI
1981-82	7	65	11	20	.550	0	2	.000	3	6	.500	8	4	12	7	13	0	3	7	3	25	3.6	14
1982-83	48	447	53	135	.393	0	0	-	38	48	.792	40	29	69	24	62	0	22	25	4	144	3.0	13
TOT	55	512	64	155	.413	0	2	.000	41	54	.759	48	33	81	31	75	0	25	32	7	169	3.1	-

PLAYOFFS

	G	Min.	FG	FGA	Pct.	3FG	3FGA	PCT	FT	FTA	Pct.	Off.	Def.	Tot.	Ast.	PF	Dq.	Stl.	TO	Blk.	Pts.	Avg.	HI
1981-82	7	38	5	9	.556	0	0	-	2	2	1.000	1	2	3	1	-	-	1	1	0	12	1.7	-
1982-83	7	20	4	7	.571	0	1	.000	0	0	.000	2	2	4	1	-	-	1	1	0	8	1.1	-
TOT	14	58	9	16	.563	0	1	.000	2	2	1.000	3	4	7	2	-	-	2	2	0	20	1.4	-

EARVIN JOHNSON - 6-9, 220 - MICHIGAN STATE

AUGUST 14, 1959

	G	Min.	FG	FGA	Pct.	3FG	3FGA	PCT	FT	FTA	Pct.	Off.	Def.	Tot.	Ast.	PF	Dq.	Stl.	TO	Blk.	Pts.	Avg.	HI
1979-80	77	2795	503	949	.530	7	31	.226	374	462	.810	166	430	596	563	218	1	187	305	41	1387	18.0	31
1980-81	37	1371	312	587	.532	3	17	.176	171	225	.760	101	219	320	317	100	0	127	143	27	798	21.6	41
1981-82	78	2991	556	1036	.537	6	29	.207	329	433	.760	252	499	751	473	223	1	208	286	34	1447	18.6	40
1982-83	79	2907	511	933	.548	0	21	.000	304	380	.800	214	469	683	829	200	1	176	301	47	1326	16.8	36
1983-84	67	2567	441	780	.565	6	29	.207	290	358	.810	99	392	491	875	169	1	150	306	49	1178	17.6	33
1984-85	77	2781	504	899	.561	7	37	.189	391	464	.843	90	386	476	968	155	0	113	305	25	1406	18.3	39
1985-86	72	2578	483	918	.526	10	43	.233	378	434	.871	85	341	426	907	133	0	113	273	16	1354	18.8	34
1986-87	80	2904	683	1308	.522	8	39	.205	535	631	.848	122	382	504	977	168	0	138	300	36	1909	23.9	46
1987-88	72	2637	490	996	.492	11	56	.196	417	489	.853	88	361	449	858	147	0	114	269	13	1408	19.6	39
1988-89	77	2886	579	1137	.509	59	188	.314	513	563	.911	111	496	607	988	172	0	138	312	22	1730	22.5	40
1989-90	79	2937	546	1138	.480	106	276	.384	567	637	.890	128	394	522	907	167	1	132	289	34	1765	22.3	38
1990-91	79	2933	466	976	.477	80	250	.320	519	573	.906	105	446	551	989	150	0	102	314	17	1531	19.4	34
1995-96	32	958	137	294	.466	22	58	.379	172	201	.856	40	143	183	220	48	0	26	103	13	468	14.6	30
TOT	906	33245	6211	11951	.520	325	1074	.303	4960	5850	.848	1601	4958	6559	10141	2050	5	1724	3506	374	17707	19.5	-

PLAYOFFS

	G	Min.	FG	FGA	Pct.	3FG	3FGA	PCT	FT	FTA	Pct.	Off.	Def.	Tot.	Ast.	PF	Dq.	Stl.	TO	Blk.	Pts.	Avg.	HI
1979-80	16	658	103	199	.518	2	8	.250	85	106	.802	52	116	168	151	-	-	49	65	6	293	18.3	-
1980-81	3	127	19	49	.388	0	0	-	13	20	.650	8	33	41	21	-	-	8	11	3	51	17.0	-
1981-82	14	562	83	157	.529	0	4	.000	77	93	.828	54	104	158	130	-	-	40	44	3	243	17.4	-
1982-83	15	643	100	206	.485	0	11	.000	68	81	.840	51	77	128	192	-	-	34	64	12	268	17.9	-
1983-84	21	837	151	274	.551	0	7	.000	80	100	.800	26	113	139	284	-	-	42	79	20	382	18.2	-
1984-85	19	687	116	226	.513	1	7	.143	100	118	.847	19	115	134	289	-	-	32	76	4	333	17.5	-
1985-86	14	541	110	205	.537	0	11	.000	82	107	.766	21	79	100	211	-	-	27	45	1	302	21.6	-
1986-87	18	666	146	271	.539	2	10	.200	98	118	.831	28	111	139	219	-	-	31	51	7	392	21.8	-
1987-88	24	965	169	320	.514	7	14	.500	132	155	.852	32	98	130	303	-	-	34	83	4	477	19.9	-
1988-89	14	518	95	174	.546	10	35	.286	78	96	.807	15	68	83									



ALL-TIME ROSTER WITH STATISTICS

RON JOHNSON - 6-8, 215 - MINNESOTA

JULY 20, 1938

REGULAR SEASON

G	Min.	FG	FGA	Pct.	3FG	3FGA	PCT	FT	FTA	Pct.	Off.	Def.	Tot.	Ast.	PF	Do.	StL.	TO	Blk.	Pts.	Avg.	HI
1960-61	8	43	2	13	.154	-	-	2	3	.667	-	-	15	1	4	0	-	-	-	6	0.8	-

TREY JOHNSON - 6-5, 215 - JACKSON STATE

AUGUST 30, 1984

REGULAR SEASON

G	Min.	FG	FGA	Pct.	3FG	3FGA	PCT	FT	FTA	Pct.	Off.	Def.	Tot.	Ast.	PF	Do.	StL.	TO	Blk.	Pts.	Avg.	HI
2010-11	1	13	2	3	.667	0	0	2	2	1.000	0	0	0	0	1	0	0	0	0	6	6.0	6

PLAYOFFS

G	Min.	FG	FGA	Pct.	3FG	3FGA	PCT	FT	FTA	Pct.	Off.	Def.	Tot.	Ast.	PF	Do.	StL.	TO	Blk.	Pts.	Avg.	HI
2010-11	3	12	1	5	.200	0	1	.000	1	2	.500	1	3	4	1	-	-	0	0	3	1.0	-

DARIUS JOHNSON-ODOM - 6-2, 215 - MARQUETTE

SEPTEMBER 28, 1989

REGULAR SEASON

G	Min.	FG	FGA	Pct.	3FG	3FGA	PCT	FT	FTA	Pct.	Off.	Def.	Tot.	Ast.	PF	Do.	StL.	TO	Blk.	Pts.	Avg.	HI
2012-13	4	6	0	4	.000	0	0	0	0	-	1	3	4	1	0	0	0	0	0	0	0.0	-

HOWIE JOLLIFF - 6-7, 220 - OHIO

JULY 20, 1938

REGULAR SEASON

G	Min.	FG	FGA	Pct.	3FG	3FGA	PCT	FT	FTA	Pct.	Off.	Def.	Tot.	Ast.	PF	Do.	StL.	TO	Blk.	Pts.	Avg.	HI
1960-61	46	352	46	141	.326	-	-	11	23	.478	-	-	141	16	53	0	-	-	-	103	2.2	-
1961-62	64	1094	104	253	.411	-	-	41	78	.526	-	-	383	76	175	4	-	-	-	249	3.9	-
1962-63	28	293	15	55	.273	-	-	6	9	.667	-	-	62	20	49	1	-	-	-	36	1.3	-
TOT	138	1739	165	449	.367	-	-	58	110	.527	-	-	586	112	277	5	-	-	-	388	2.8	-

PLAYOFFS

G	Min.	FG	FGA	Pct.	3FG	3FGA	PCT	FT	FTA	Pct.	Off.	Def.	Tot.	Ast.	PF	Do.	StL.	TO	Blk.	Pts.	Avg.	HI
1960-61	4	35	6	13	.462	-	-	0	0	-	-	-	25	8	-	-	-	-	-	12	3.0	-
1961-62	9	77	2	9	.222	-	-	8	8	1.000	-	-	28	7	-	-	-	-	-	12	1.3	-
TOT	13	112	8	22	.364	-	-	8	8	1.000	-	-	53	15	-	-	-	-	-	24	1.8	-

DWIGHT JONES - 6-10, 210 - HOUSTON

FEBRUARY 27, 1952

REGULAR SEASON

G	Min.	FG	FGA	Pct.	3FG	3FGA	PCT	FT	FTA	Pct.	Off.	Def.	Tot.	Ast.	PF	Do.	StL.	TO	Blk.	Pts.	Avg.	HI	
1982-83	32	491	62	132	.470	0	1	.000	32	48	.667	28	86	114	22	82	0	13	35	9	156	4.9	14

PLAYOFFS

G	Min.	FG	FGA	Pct.	3FG	3FGA	PCT	FT	FTA	Pct.	Off.	Def.	Tot.	Ast.	PF	Do.	StL.	TO	Blk.	Pts.	Avg.	HI	
1982-83	7	59	5	16	.313	0	0	-	2	5	.400	4	8	12	0	-	-	1	5	0	12	1.7	-

EARL JONES - 7-0, 230 - DISTRICT OF COLUMBIA

JANUARY 13, 1961

REGULAR SEASON

G	Min.	FG	FGA	Pct.	3FG	3FGA	PCT	FT	FTA	Pct.	Off.	Def.	Tot.	Ast.	PF	Do.	StL.	TO	Blk.	Pts.	Avg.	HI
1984-85	2	7	0	1	.000	0	0	-	0	0	-	0	0	0	0	0	0	1	0	0	0.0	0

EDDIE JONES - 6-6, 200 - TEMPLE

OCTOBER 20, 1971

REGULAR SEASON

G	Min.	FG	FGA	Pct.	3FG	3FGA	PCT	FT	FTA	Pct.	Off.	Def.	Tot.	Ast.	PF	Do.	StL.	TO	Blk.	Pts.	Avg.	HI	
1994-95	64	1981	342	744	.460	91	246	.370	122	169	.722	79	170	249	128	175	1	131	75	41	897	14.0	31
1995-96	70	2184	337	685	.492	83	227	.366	136	184	.739	45	188	233	246	162	0	129	99	45	893	12.8	27
1996-97	80	2998	473	1081	.438	152	389	.391	276	337	.819	90	236	326	270	226	3	189	169	49	1374	17.2	34
1997-98	80	2910	486	1005	.484	143	368	.389	234	306	.765	85	217	302	246	164	0	160	146	55	1349	16.9	35
1998-99	20	724	96	227	.423	20	64	.313	59	80	.738	20	56	76	61	42	0	35	21	24	271	13.6	21
TOT	314	10797	1779	3742	.475	489	1294	.378	827	1076	.769	319	867	1186	951	769	4	644	510	214	4784	15.2	-

PLAYOFFS

G	Min.	FG	FGA	Pct.	3FG	3FGA	PCT	FT	FTA	Pct.	Off.	Def.	Tot.	Ast.	PF	Do.	StL.	TO	Blk.	Pts.	Avg.	HI	
1994-95	10	286	30	80	.375	12	27	.444	15	21	.714	7	25	32	20	-	-	8	17	9	87	8.7	-
1995-96	4	155	27	49	.551	10	19	.526	5	8	.625	7	14	21	6	-	-	8	4	1	69	17.3	-
1996-97	9	283	33	72	.458	9	24	.375	26	35	.743	8	23	31	29	-	-	9	13	4	101	11.2	-
1997-98	13	476	69	148	.466	20	48	.417	63	76	.829	12	39	51	32	-	-	26	17	21	221	17.0	-
TOT	36	1200	159	349	.456	51	118	.432	109	140	.779	34	101	135	87	-	-	51	51	35	478	13.3	-



ALL-TIME ROSTER WITH STATISTICS



JUMAINE JONES - 6-8, 242 - GEORGIA

FEBRUARY 10, 1979

REGULAR SEASON

G	Min.	FG	FGA	Pct.	3FG	3FGA	PCT	FT	FTA	Pct.	Off.	Def.	Tot.	Ast.	PF	Dq.	StL.	TO	Blk.	Pts.	Avg.	Hi	
2004-05	76	1830	210	486	.432	102	261	.391	55	75	.733	107	291	398	665	165	1	44	49	24	577	7.6	25

EDDIE JORDAN - 6-1, 170 - RUTGERS

JANUARY 29, 1955

REGULAR SEASON

G	Min.	FG	FGA	Pct.	3FG	3FGA	PCT	FT	FTA	Pct.	Off.	Def.	Tot.	Ast.	PF	Dq.	StL.	TO	Blk.	Pts.	Avg.	Hi	
1980-81	60	987	120	279	.430	3	12	.250	63	95	.663	25	55	80	195	136	0	74	120	7	306	5.1	18
1981-82	58	608	89	208	.428	1	9	.111	43	54	.796	4	39	43	131	98	0	62	66	1	222	3.8	17
1982-83	35	333	40	132	.303	3	16	.188	11	17	.647	8	18	26	80	52	0	31	54	1	94	2.7	12
1983-84	3	27	4	8	.500	0	3	.000	1	2	.500	0	4	4	5	0	4	8	0	9	3.0	4	
TOT	156	1955	253	627	.404	7	40	.175	118	168	.702	37	116	153	411	291	0	171	248	9	631	4.0	-

PLAYOFFS

G	Min.	FG	FGA	Pct.	3FG	3FGA	PCT	FT	FTA	Pct.	Off.	Def.	Tot.	Ast.	PF	Dq.	StL.	TO	Blk.	Pts.	Avg.	Hi
1980-81	2	4	0	0	-	0	0	0	0	-	0	0	0	1	-	-	0	0	0	0	0.0	-
1981-82	3	6	0	2	.000	0	1	.000	0	0	-	0	0	5	-	2	1	0	0	0	0.0	-
TOT	5	10	0	2	.000	0	1	.000	0	0	-	0	0	6	-	2	1	0	0	0	0.0	-

REGGIE JORDAN - 6-4, 195 - NEW MEXICO STATE

JANUARY 26, 1968

REGULAR SEASON

G	Min.	FG	FGA	Pct.	3FG	3FGA	PCT	FT	FTA	Pct.	Off.	Def.	Tot.	Ast.	PF	Dq.	StL.	TO	Blk.	Pts.	Avg.	Hi	
1983-84	23	259	44	103	.427	2	4	.500	35	51	.686	46	21	67	26	26	0	14	14	5	125	5.4	28

JOHNNY JORGENSEN - 6-2, 185 - DEPAUL

DECEMBER 28, 1921

REGULAR SEASON

G	Min.	FG	FGA	Pct.	3FG	3FGA	PCT	FT	FTA	Pct.	Off.	Def.	Tot.	Ast.	PF	Dq.	StL.	TO	Blk.	Pts.	Avg.	Hi	
1948-49	48	-	41	114	.360	-	-	-	24	33	.727	-	-	-	33	68	-	-	-	-	106	2.2	-

PLAYOFFS

G	Min.	FG	FGA	Pct.	3FG	3FGA	PCT	FT	FTA	Pct.	Off.	Def.	Tot.	Ast.	PF	Dq.	StL.	TO	Blk.	Pts.	Avg.	Hi	
1948-49	6	-	3	7	.429	-	-	-	1	1	1.000	-	-	-	4	-	-	-	-	-	7	1.2	-

EDWIN "WHITEY" KACHAN - 6-2, 175 - DEPAUL

SEPTEMBER 15, 1925

REGULAR SEASON

G	Min.	FG	FGA	Pct.	3FG	3FGA	PCT	FT	FTA	Pct.	Off.	Def.	Tot.	Ast.	PF	Dq.	StL.	TO	Blk.	Pts.	Avg.	Hi	
1948-49	19	-	16	42	.381	-	-	-	15	22	.682	-	-	-	12	24	-	-	-	-	47	2.5	-

ED KALAFAT - 6-6, 245 - MINNESOTA

OCTOBER 13, 1932

REGULAR SEASON

G	Min.	FG	FGA	Pct.	3FG	3FGA	PCT	FT	FTA	Pct.	Off.	Def.	Tot.	Ast.	PF	Dq.	StL.	TO	Blk.	Pts.	Avg.	Hi	
1954-55	72	1102	118	375	.315	-	-	-	111	168	.661	-	-	317	75	205	9	-	-	-	347	4.8	-
1955-56	72	1639	194	540	.359	-	-	-	186	252	.738	-	-	440	130	236	2	-	-	-	574	8.0	-
1956-57	65	1617	178	507	.351	-	-	-	197	298	.661	-	-	425	105	243	9	-	-	-	553	8.5	-
TOT	209	4358	490	1422	.345	-	-	-	494	718	.688	-	-	1182	310	684	20	-	-	-	1474	7.1	-

PLAYOFFS

G	Min.	FG	FGA	Pct.	3FG	3FGA	PCT	FT	FTA	Pct.	Off.	Def.	Tot.	Ast.	PF	Dq.	StL.	TO	Blk.	Pts.	Avg.	Hi	
1954-55	7	76	2	22	.091	-	-	-	3	10	.300	-	-	18	0	-	-	-	-	-	7	1.0	-
1955-56	3	55	9	21	.429	-	-	-	15	19	.789	-	-	21	2	-	-	-	-	-	33	11.0	-
1956-57	5	104	21	36	.583	-	-	-	21	31	.677	-	-	24	9	-	-	-	-	-	63	12.6	-
TOT	15	235	32	79	.405	-	-	-	39	60	.650	-	-	63	11	-	-	-	-	-	103	6.9	-

JASON KAPONO - 6-8, 215 - UCLA

FEBRUARY 4, 1981

REGULAR SEASON

G	Min.	FG	FGA	Pct.	3FG	3FGA	PCT	FT	FTA	Pct.	Off.	Def.	Tot.	Ast.	PF	Dq.	StL.	TO	Blk.	Pts.	Avg.	Hi	
2011-12	27	269	21	55	.382	8	27	.296	4	4	1.000	2	12	14	11	21	0	3	6	0	54	2.0	-

COBY KARL - 6-5, 215 - BOISE STATE

JUNE 8, 1983

REGULAR SEASON

G	Min.	FG	FGA	Pct.	3FG	3FGA	PCT	FT	FTA	Pct.	Off.	Def.	Tot.	Ast.	PF	Dq.	StL.	TO	Blk.	Pts.	Avg.	Hi	
2007-08	17	71	9	26	.346	4	13	.308	8	10	.800	3	11	14	9	4	0	4	5	2	30	1.8	6

PLAYOFFS

G	Min.	FG	FGA	Pct.	3FG	3FGA	PCT	FT	FTA	Pct.	Off.	Def.	Tot.	Ast.	PF	Dq.	StL.	TO	Blk.	Pts.	Avg.	Hi
2007-08	1	2	0	0	-	0	0	-	0	0	-	0	0	0	1	-	-	0	0	0	0.0	-





ALL-TIME ROSTER WITH STATISTICS

JEROME KERSEY - 6-7, 225 - LONGWOOD

JUNE 26, 1962

REGULAR SEASON

G	Min.	FG	FGA	Pct.	3FG	3FGA	PCT	FT	FTA	Pct.	Off.	Def.	Tot.	Ast.	PF	Do.	StL.	TO	Blk.	Pts.	Avg.	HI	
1996-97	70	1766	194	449	.432	17	65	.262	71	118	.602	112	251	363	89	219	0	119	74	49	476	6.8	16

PLAYOFFS

G	Min.	FG	FGA	Pct.	3FG	3FGA	PCT	FT	FTA	Pct.	Off.	Def.	Tot.	Ast.	PF	Do.	StL.	TO	Blk.	Pts.	Avg.	HI
1996-97	9	210	17	35	.486	0	1	.000	15	19	.789	14	34	48	14	-	9	3	6	49	5.4	-

RANDOLPH KEYS - 6-7, 195 - SOUTHERN MISSISSIPPI

APRIL 19, 1966

REGULAR SEASON

G	Min.	FG	FGA	Pct.	3FG	3FGA	PCT	FT	FTA	Pct.	Off.	Def.	Tot.	Ast.	PF	Do.	StL.	TO	Blk.	Pts.	Avg.	HI	
1994-95	6	83	9	26	.346	0	9	.000	2	2	1.000	6	11	17	2	16	0	1	2	2	20	3.3	10

ERNIE KILLUM - 6-3, 185 - STETSON

JUNE 11, 1948

REGULAR SEASON

G	Min.	FG	FGA	Pct.	3FG	3FGA	PCT	FT	FTA	Pct.	Off.	Def.	Tot.	Ast.	PF	Do.	StL.	TO	Blk.	Pts.	Avg.	HI	
1970-71	4	12	0	4	.000	-	-	-	1	1	1.000	-	-	2	0	1	0	-	-	-	1	0.3	-

PLAYOFFS

G	Min.	FG	FGA	Pct.	3FG	3FGA	PCT	FT	FTA	Pct.	Off.	Def.	Tot.	Ast.	PF	Do.	StL.	TO	Blk.	Pts.	Avg.	HI
1970-71	2	4	1	1	1.000	-	-	-	2	3	.667	-	-	0	0	-	-	-	-	4	2.0	-

FRANKIE KING - 6-1, 185 - WESTERN CAROLINA

JUNE 6, 1972

REGULAR SEASON

G	Min.	FG	FGA	Pct.	3FG	3FGA	PCT	FT	FTA	Pct.	Off.	Def.	Tot.	Ast.	PF	Do.	StL.	TO	Blk.	Pts.	Avg.	HI	
1995-96	6	20	3	11	.273	0	1	.000	1	3	.333	1	1	2	2	4	0	2	2	0	7	1.2	3

JIM KING - 6-2, 175 - TULSA FEBRUARY 7, 1941

REGULAR SEASON

G	Min.	FG	FGA	Pct.	3FG	3FGA	PCT	FT	FTA	Pct.	Off.	Def.	Tot.	Ast.	PF	Do.	StL.	TO	Blk.	Pts.	Avg.	HI	
1963-64	60	762	84	198	.424	-	-	-	66	101	.653	-	-	113	110	99	0	-	-	-	234	3.9	-
1964-65	77	1671	184	469	.392	-	-	-	118	151	.781	-	-	214	178	193	2	-	-	-	486	6.3	-
1965-66	76	1499	238	545	.437	-	-	-	94	115	.817	-	-	204	223	181	2	-	-	-	570	7.5	-
TOT	213	3932	506	1212	.417	-	-	-	278	367	.757	-	-	531	511	473	3	-	-	-	1290	6.1	-

PLAYOFFS

G	Min.	FG	FGA	Pct.	3FG	3FGA	PCT	FT	FTA	Pct.	Off.	Def.	Tot.	Ast.	PF	Do.	StL.	TO	Blk.	Pts.	Avg.	HI	
1963-64	4	51	4	10	.400	-	-	-	4	4	1.000	-	-	4	6	-	-	-	-	-	12	3.0	-
1964-65	11	184	28	63	.444	-	-	-	15	17	.882	-	-	36	24	-	-	-	-	-	71	6.5	-
1965-66	13	287	35	84	.417	-	-	-	12	17	.706	-	-	33	31	-	-	-	-	-	82	6.3	-
TOT	28	522	67	157	.427	-	-	-	31	38	.816	-	-	73	61	-	-	-	-	-	165	5.9	-

JOE KLEINE - 7-0, 270 - ARKANSAS

JANUARY 4, 1962

REGULAR SEASON

G	Min.	FG	FGA	Pct.	3FG	3FGA	PCT	FT	FTA	Pct.	Off.	Def.	Tot.	Ast.	PF	Do.	StL.	TO	Blk.	Pts.	Avg.	HI	
1996-97	8	30	2	8	.250	0	0	-	2	2	1.000	2	7	9	0	6	0	0	0	0	6	0.8	2

TRAVIS KNIGHT - 7-0, 235 - CONNECTICUT

SEPTEMBER 13, 1974

REGULAR SEASON

G	Min.	FG	FGA	Pct.	3FG	3FGA	PCT	FT	FTA	Pct.	Off.	Def.	Tot.	Ast.	PF	Do.	StL.	TO	Blk.	Pts.	Avg.	HI	
1996-97	71	1156	140	275	.509	0	0	-	62	100	.620	130	189	319	39	170	2	31	49	58	342	4.8	19
1998-99	37	525	67	130	.515	0	1	.000	22	29	.759	34	94	128	31	108	2	21	35	27	156	4.2	15
1999-00	63	410	46	118	.390	0	0	-	17	28	.607	46	83	129	23	88	1	6	26	23	109	1.7	9
TOT	171	2091	253	523	.484	0	1	.000	101	157	.643	210	366	576	93	366	5	58	110	108	607	3.5	-

PLAYOFFS

G	Min.	FG	FGA	Pct.	3FG	3FGA	PCT	FT	FTA	Pct.	Off.	Def.	Tot.	Ast.	PF	Do.	StL.	TO	Blk.	Pts.	Avg.	HI	
1996-97	9	93	8	10	.800	0	0	-	3	4	.750	3	15	18	3	-	-	3	2	3	19	2.1	-
1998-99	3	10	1	3	.333	0	0	-	1	2	.500	0	5	5	1	-	-	0	3	0	3	1.0	-
1999-00	14	48	8	15	.533	0	0	-	2	6	.333	3	2	5	0	-	-	1	6	3	18	1.3	-
TOT	26	151	17	28	.607	0	0	-	6	12	.500	6	22	28	4	-	-	4	11	6	40	1.5	-

JIM KREBS - 6-8, 230 - SMU

SEPTEMBER 8, 1935

REGULAR SEASON

G	Min.	FG	FGA	Pct.	3FG	3FGA	PCT	FT	FTA	Pct.	Off.	Def.	Tot.	Ast.	PF	Do.	StL.	TO	Blk.	Pts.	Avg.	HI	
1957-58	68	1259	199	527	.378	-	-	-	135	176	.767	-	-	502	27	182	4	-	-	-	533	7.8	-
1958-59	72	1578	271	679	.399	-	-	-	92	123	.748	-	-	491	50	212	4	-	-	-	634	8.8	-
1959-60	75	1269	237	605	.392	-	-	-	98	136	.721	-	-	327	38	210	2	-	-	-	572	7.6	-
1960-61	75	1655	271	692	.392	-	-	-	75	93	.806	-	-	456	68	223	2	-	-	-	617	8.2	-
1961-62	78	2012	312	701	.445	-	-	-	156	208	.750	-	-	616	110	290	9	-	-	-	780	10.0	-
1962-63	79	1913	272	627	.434	-	-	-	115	154	.747	-	-	502	87	256	2	-	-	-	659	8.3	-
1963-64	68	975	134	357	.375	-	-	-	65	85	.765	-	-	283	49	166	6	-	-	-	333	4.9	-
TOT	515	10661	1696	4188	.405	-	-	-	736	975	.755	-	-	3177	429	1539	29	-	-	-	4128	8.0	-

PLAYOFFS

G	Min.	FG	FGA	Pct.	3FG	3FGA	PCT	FT	FTA	Pct.	Off.	Def.	Tot.	Ast.	PF	Do.	StL.	TO	Blk.	Pts.	Avg.	HI	
1958-59	13	213	36	103	.350	-	-	-	22	23	.957	-	-	77	5	-	-	-	-	-	94	7.2	-
1959-60	9	157	23	55	.418	-	-	-	5	10	.500	-	-	47	8	-	-	-	-	-	51	5.7	-
1960-61	12	183	16	47	.340	-	-	-	14	18	.778	-	-	60	9	-	-	-	-	-	46	3.8	-
1961-62	11	327	30	90	.333	-	-	-	22	26	.846	-	-	102	21	-	-	-	-	-	82	7.5	-
1962-63	13	199	16	47	.340	-	-	-	10	15	.667	-	-	40	4	-	-	-	-	-	42	3.2	-
1963-64	4	50	6	9	.667	-	-	-	2	4	.500	-	-	22	6	-	-	-	-	-	14	3.5	-
TOT	62	1129	127	351	.362	-	-	-	75	96	.781	-	-	348	53	-	-	-	-	-	329	5.3	-



ALL-TIME ROSTER WITH STATISTICS



LARRY KRYSZOWIAK - 6-9, 240 - MONTANA

SEPTEMBER 23, 1964

REGULAR SEASON

G	Min.	FG	FGA	Pct.	3FG	3FGA	PCT	FT	FTA	Pct.	Off.	Def.	Tot.	Ast.	PF	Dq.	Stl.	TO	Blk.	Pts.	Avg.	Hi	
1996-97	3	11	1	2	.500	0	0	-	1	2	.500	2	3	5	3	3	0	2	1	0	3	1.0	3

MITCH KUPCHAK - 6-9 1/2, 230 - NORTH CAROLINA

MAY 24, 1954

REGULAR SEASON

G	Min.	FG	FGA	Pct.	3FG	3FGA	PCT	FT	FTA	Pct.	Off.	Def.	Tot.	Ast.	PF	Dq.	Stl.	TO	Blk.	Pts.	Avg.	Hi	
1981-82	26	821	153	267	.573	0	0	-	65	98	.663	64	146	210	33	80	1	12	43	10	371	14.3	25
1983-84	34	324	41	108	.380	0	0	-	22	34	.647	35	52	87	7	46	0	4	22	6	104	3.1	12
1984-85	58	716	123	244	.504	0	0	-	60	91	.659	68	116	184	21	104	0	19	48	20	306	5.3	29
1985-86	55	783	124	257	.482	0	1	.000	84	112	.750	69	122	191	17	102	0	12	64	7	332	6.0	15
TOT	173	2644	441	876	.503	0	1	.000	231	335	.690	236	436	672	78	332	1	47	177	43	1113	6.4	-

PLAYOFFS

G	Min.	FG	FGA	Pct.	3FG	3FGA	PCT	FT	FTA	Pct.	Off.	Def.	Tot.	Ast.	PF	Dq.	Stl.	TO	Blk.	Pts.	Avg.	Hi	
1983-84	9	69	5	17	.294	0	0	-	8	14	.571	12	17	29	2	-	-	1	6	2	18	2.0	-
1984-85	16	197	31	53	.585	0	1	.000	13	22	.591	11	37	48	5	-	-	2	10	7	75	4.7	-
1985-86	5	56	8	15	.533	0	0	-	4	6	.667	5	10	15	2	-	-	2	3	0	20	4.0	-
TOT	30	322	44	85	.518	0	1	.000	25	42	.595	28	64	92	9	-	-	5	19	9	113	3.8	-

C.J. KUPEC - 6-6, 220 - MICHIGAN

JANUARY 16, 1953

REGULAR SEASON

G	Min.	FG	FGA	Pct.	3FG	3FGA	PCT	FT	FTA	Pct.	Off.	Def.	Tot.	Ast.	PF	Dq.	Stl.	TO	Blk.	Pts.	Avg.	Hi	
1975-76	16	55	10	40	.250	-	-	-	7	11	.636	4	19	23	5	7	0	3	-	0	27	1.7	6
1976-77	62	998	153	342	.447	-	-	-	78	101	.772	76	123	199	53	113	0	18	-	4	384	4.7	14
TOT	98	963	163	382	.428	-	-	-	85	112	.759	80	142	222	58	120	0	21	-	4	411	4.2	-

PLAYOFFS

G	Min.	FG	FGA	Pct.	3FG	3FGA	PCT	FT	FTA	Pct.	Off.	Def.	Tot.	Ast.	PF	Dq.	Stl.	TO	Blk.	Pts.	Avg.	Hi
1976-77	11	57	8	18	.444	-	-	-	5	7	.714	-	-	16	4	-	-	-	-	21	1.9	-

BO LAMAR - 6-1, 180 - SW LOUISIANA

APRIL 7, 1951

REGULAR SEASON

G	Min.	FG	FGA	Pct.	3FG	3FGA	PCT	FT	FTA	Pct.	Off.	Def.	Tot.	Ast.	PF	Dq.	Stl.	TO	Blk.	Pts.	Avg.	Hi	
1976-77	71	1165	228	561	.406	-	-	-	46	68	.676	30	62	92	177	73	0	59	-	3	502	7.1	22

PLAYOFFS

G	Min.	FG	FGA	Pct.	3FG	3FGA	PCT	FT	FTA	Pct.	Off.	Def.	Tot.	Ast.	PF	Dq.	Stl.	TO	Blk.	Pts.	Avg.	Hi	
1976-77	10	109	12	41	.293	-	-	-	9	10	.900	-	-	9	14	-	-	-	-	-	33	3.3	-

JEFF LAMP - 6-6, 195 - VIRGINIA

MARCH 9, 1959

REGULAR SEASON

G	Min.	FG	FGA	Pct.	3FG	3FGA	PCT	FT	FTA	Pct.	Off.	Def.	Tot.	Ast.	PF	Dq.	Stl.	TO	Blk.	Pts.	Avg.	Hi	
1987-88	3	7	0	0	-	0	0	-	2	2	1.000	0	0	0	0	1	0	0	0	0	2	0.7	2
1988-89	37	176	27	69	.391	2	4	.500	4	5	.800	6	28	34	15	27	0	8	16	2	60	1.6	7
TOT	40	183	27	69	.391	2	4	.500	6	7	.857	6	28	34	15	28	0	8	16	2	62	1.6	-

PLAYOFFS

G	Min.	FG	FGA	Pct.	3FG	3FGA	PCT	FT	FTA	Pct.	Off.	Def.	Tot.	Ast.	PF	Dq.	Stl.	TO	Blk.	Pts.	Avg.	Hi	
1988-89	5	14	3	6	.500	0	0	.000	1	2	.500	2	1	3	1	-	-	0	1	0	7	1.4	-

MARK LANDSBERGER - 6-8, 225 - ARIZONA STATE

MAY 21, 1955

REGULAR SEASON

G	Min.	FG	FGA	Pct.	3FG	3FGA	PCT	FT	FTA	Pct.	Off.	Def.	Tot.	Ast.	PF	Dq.	Stl.	TO	Blk.	Pts.	Avg.	Hi	
1979-80	23	374	66	137	.482	0	0	-	29	56	.518	69	94	163	14	27	0	10	25	5	161	7.0	14
1980-81	69	1086	164	327	.502	0	1	.000	62	116	.534	152	225	377	27	135	0	19	65	6	390	5.7	22
1981-82	75	1134	144	329	.438	0	2	.000	33	65	.508	164	237	401	32	134	0	10	49	7	321	4.3	17
1982-83	39	356	43	102	.422	0	0	-	12	25	.480	55	73	128	12	48	0	8	20	4	98	2.5	8
TOT	206	2950	417	895	.466	0	3	.000	136	262	.519	440	629	1069	85	344	0	47	159	22	970	4.7	-

PLAYOFFS

G	Min.	FG	FGA	Pct.	3FG	3FGA	PCT	FT	FTA	Pct.	Off.	Def.	Tot.	Ast.	PF	Dq.	Stl.	TO	Blk.	Pts.	Avg.	Hi	
1979-80	16	195	25	69	.362	0	1	.000	5	6	.833	25	44	69	2	-	-	3	10	2	55	3.4	-
1980-81	3	32	2	7	.286	0	0	-	1	1	1.000	9	6	15	0	-	-	1	1	0	5	1.7	-
1981-82	9	60	3	9	.333	0	0	-	4	9	.444	11	11	22	2	-	-	0	4	0	10	1.1	-
1982-83	11	141	12	28	.429	0	1	.000	2	4	.500	19	25	44	3	-	-	0	6	2	26	2.4	-
TOT	39	428	42	113	.372	0	2	.000	12	20	.600	64	86	150	7	-	-	4	21	4	96	2.5	-





ALL-TIME ROSTER WITH STATISTICS

STU LANTZ - 6-3, 180 - NEBRASKA

JULY 14, 1946

REGULAR SEASON

	G	Min.	FG	FGA	Pct.	3FG	3FGA	PCT	FT	FTA	Pct.	Off.	Def.	Tot.	Ast.	PF	Do.	StL.	TO	Blk.	Pts.	Avg.	HI
1974-75	56	1430	189	446	.424	-	-	-	145	176	.824	81	89	170	158	134	1	44	-	10	523	9.3	26
1975-76	53	853	85	204	.417	-	-	-	80	89	.899	28	71	99	76	105	1	27	-	3	250	4.7	19
TOT	109	2283	274	650	.422	-	-	-	225	265	.849	109	160	269	234	239	2	71	-	13	773	7.1	-

RUDY LARUSSO - 6-8, 220 - DARTMOUTH

NOVEMBER 11, 1937

REGULAR SEASON

	G	Min.	FG	FGA	Pct.	3FG	3FGA	PCT	FT	FTA	Pct.	Off.	Def.	Tot.	Ast.	PF	Do.	StL.	TO	Blk.	Pts.	Avg.	HI
1959-60	71	2092	355	913	.389	-	-	-	265	357	.742	-	-	679	83	222	8	-	-	-	975	13.7	-
1960-61	79	2593	416	992	.419	-	-	-	323	409	.790	-	-	781	135	280	8	-	-	-	1155	14.6	-
1961-62	80	2754	516	1108	.466	-	-	-	342	448	.763	-	-	828	179	255	5	-	-	-	1374	17.2	-
1962-63	75	2505	321	761	.422	-	-	-	282	393	.718	-	-	747	187	255	5	-	-	-	924	12.3	-
1963-64	79	2746	337	776	.434	-	-	-	298	397	.751	-	-	800	190	268	5	-	-	-	972	12.3	-
1964-65	77	2588	381	827	.461	-	-	-	321	415	.773	-	-	725	198	258	3	-	-	-	1083	14.1	-
1965-66	76	2316	410	897	.457	-	-	-	350	445	.787	-	-	660	165	261	9	-	-	-	1170	15.4	-
1966-67	45	1292	211	509	.415	-	-	-	156	224	.696	-	-	351	78	149	6	-	-	-	578	12.8	-
TOT	582	18886	2947	6783	.434	-	-	-	2337	3088	.757	-	-	5571	1215	1948	49	-	-	-	8231	14.1	-

PLAYOFFS

	G	Min.	FG	FGA	Pct.	3FG	3FGA	PCT	FT	FTA	Pct.	Off.	Def.	Tot.	Ast.	PF	Do.	StL.	TO	Blk.	Pts.	Avg.	HI
1959-60	9	321	56	132	.424	-	-	-	27	35	.771	-	-	70	22	-	-	-	-	-	139	15.4	-
1960-61	12	360	57	144	.396	-	-	-	32	48	.667	-	-	96	24	-	-	-	-	-	146	12.2	-
1961-62	13	461	57	156	.365	-	-	-	69	91	.758	-	-	118	22	-	-	-	-	-	183	14.1	-
1962-63	13	465	65	154	.422	-	-	-	57	75	.760	-	-	127	28	-	-	-	-	-	187	14.4	-
1963-64	5	189	13	33	.394	-	-	-	19	22	.864	-	-	30	11	-	-	-	-	-	45	9.0	-
1964-65	11	395	56	137	.409	-	-	-	53	74	.716	-	-	89	29	-	-	-	-	-	165	15.0	-
1965-66	14	397	57	124	.460	-	-	-	53	67	.791	-	-	99	26	-	-	-	-	-	167	11.9	-
TOT	77	2588	361	880	.410	-	-	-	310	412	.752	-	-	629	162	-	-	-	-	-	1032	13.4	-

BUTCH LEE - 6-0, 175 - MARQUETTE

DECEMBER 5, 1956

REGULAR SEASON

	G	Min.	FG	FGA	Pct.	3FG	3FGA	PCT	FT	FTA	Pct.	Off.	Def.	Tot.	Ast.	PF	Do.	StL.	TO	Blk.	Pts.	Avg.	HI
1979-80	11	31	4	13	.308	0	0	-	6	7	.857	4	4	8	9	2	0	1	7	0	14	1.3	4

PLAYOFFS

	G	Min.	FG	FGA	Pct.	3FG	3FGA	PCT	FT	FTA	Pct.	Off.	Def.	Tot.	Ast.	PF	Do.	StL.	TO	Blk.	Pts.	Avg.	HI
1979-80	3	6	0	0	-	0	0	-	2	2	1.000	0	1	1	0	-	-	0	3	0	2	0.7	-

BOB LEONARD - 6-3, 185 - INDIANA

FEBRUARY 15, 1932

REGULAR SEASON

	G	Min.	FG	FGA	Pct.	3FG	3FGA	PCT	FT	FTA	Pct.	Off.	Def.	Tot.	Ast.	PF	Do.	StL.	TO	Blk.	Pts.	Avg.	HI
1956-57	72	1943	303	867	.349	-	-	-	186	241	.772	-	-	220	169	140	0	-	-	-	792	11.0	-
1957-58	66	2074	266	794	.335	-	-	-	205	268	.765	-	-	237	218	145	0	-	-	-	737	11.2	-
1958-59	58	1598	206	552	.373	-	-	-	120	160	.750	-	-	178	186	119	0	-	-	-	532	9.2	-
1959-60	73	2074	231	717	.322	-	-	-	136	193	.705	-	-	245	252	171	3	-	-	-	598	8.2	-
1960-61	55	600	61	207	.295	-	-	-	71	100	.710	-	-	70	81	70	0	-	-	-	193	3.5	-
TOT	324	8289	1067	3137	.340	-	-	-	718	962	.746	-	-	950	906	645	3	-	-	-	2852	8.8	-

PLAYOFFS

	G	Min.	FG	FGA	Pct.	3FG	3FGA	PCT	FT	FTA	Pct.	Off.	Def.	Tot.	Ast.	PF	Do.	StL.	TO	Blk.	Pts.	Avg.	HI
1956-57	5	204	42	100	.420	-	-	-	23	26	.885	-	-	30	38	15	-	-	-	-	107	21.4	-
1958-59	13	467	63	173	.364	-	-	-	32	40	.800	-	-	44	70	38	-	-	-	-	158	12.2	-
1959-60	9	207	20	67	.299	-	-	-	18	28	.643	-	-	10	45	17	-	-	-	-	58	6.4	-
1960-61	7	46	5	24	.208	-	-	-	1	4	.250	-	-	6	12	7	-	-	-	-	11	1.6	-
TOT	34	924	130	364	.357	-	-	-	74	98	.755	-	-	90	165	77	-	-	-	-	334	9.8	-

RONNIE LESTER - 6-2, 175 - IOWA

JANUARY 1, 1959

REGULAR SEASON

	G	Min.	FG	FGA	Pct.	3FG	3FGA	PCT	FT	FTA	Pct.	Off.	Def.	Tot.	Ast.	PF	Do.	StL.	TO	Blk.	Pts.	Avg.	HI
1984-85	32	278	34	82	.415	0	1	.000	21	31	.677	4	22	26	80	25	0	15	32	3	89	2.8	15
1985-86	27	222	26	52	.500	0	3	.000	15	19	.789	0	10	10	54	27	0	9	42	3	67	2.5	8
TOT	59	500	60	134	.448	0	4	.000	36	50	.720	4	32	36	134	52	0	24	74	6	156	2.6	-

PLAYOFFS

	G	Min.	FG	FGA	Pct.	3FG	3FGA	PCT	FT	FTA	Pct.	Off.	Def.	Tot.	Ast.	PF	Do.	StL.	TO	Blk.	Pts.	Avg.	HI
1984-85	9	54	6	15	.400	0	0	-	7	9	.778	2	6	8	9	-	-	0	4	0	19	2.1	-



ALL-TIME ROSTER WITH STATISTICS



STAN LOVE - 6-9, 215 - OREGON

APRIL 9, 1949

REGULAR SEASON

G	Min.	FG	FGA	Pct.	3FG	3FGA	PCT	FT	FTA	Pct.	Off.	Def.	Tot.	Ast.	PF	Dq.	Stl.	TO	Blk.	Pts.	Avg.	Hi	
1973-74	51	698	119	278	.428	-	-	-	49	64	.766	54	116	170	48	132	3	28	-	20	287	5.6	21
1974-75	30	431	85	194	.438	-	-	-	47	66	.712	31	66	97	26	69	1	16	-	13	217	7.2	18
TOT	81	1129	204	472	.432	-	-	-	96	130	.738	85	182	267	74	201	4	44	-	33	504	6.2	-

PLAYOFFS

G	Min.	FG	FGA	Pct.	3FG	3FGA	PCT	FT	FTA	Pct.	Off.	Def.	Tot.	Ast.	PF	Dq.	Stl.	TO	Blk.	Pts.	Avg.	Hi	
1973-74	2	9	2	3	.667	-	-	-	2	3	.667	-	-	3	1	-	-	-	-	6	3.0	-	-

CLYDE LOVELLETTE - 6-9, 235 - KANSAS

SEPTEMBER 7, 1929

REGULAR SEASON

G	Min.	FG	FGA	Pct.	3FG	3FGA	PCT	FT	FTA	Pct.	Off.	Def.	Tot.	Ast.	PF	Dq.	Stl.	TO	Blk.	Pts.	Avg.	Hi	
1953-54	72	1255	237	560	.423	-	-	-	114	164	.695	-	-	419	51	210	2	-	-	-	588	8.2	-
1954-55	70	2361	519	1192	.435	-	-	-	273	398	.686	-	-	802	100	262	6	-	-	-	1311	18.7	-
1955-56	71	2518	594	1370	.434	-	-	-	338	469	.721	-	-	992	164	245	5	-	-	-	1526	21.5	-
1956-57	69	2492	574	1348	.426	-	-	-	286	399	.717	-	-	932	139	251	4	-	-	-	1434	20.8	-
TOT	282	8626	1924	4470	.430	-	-	-	1011	1430	.707	-	-	3145	454	968	17	-	-	-	4859	17.2	-

PLAYOFFS

G	Min.	FG	FGA	Pct.	3FG	3FGA	PCT	FT	FTA	Pct.	Off.	Def.	Tot.	Ast.	PF	Dq.	Stl.	TO	Blk.	Pts.	Avg.	Hi	
1953-54	13	265	54	120	.450	-	-	-	28	58	.483	-	-	126	7	-	-	-	-	-	136	10.5	-
1954-55	7	197	44	98	.449	-	-	-	29	40	.725	-	-	64	3	-	-	-	-	-	117	16.7	-
1955-56	3	69	19	39	.487	-	-	-	19	32	.594	-	-	25	6	-	-	-	-	-	57	19.0	-
1956-57	5	181	51	118	.432	-	-	-	19	26	.731	-	-	47	11	-	-	-	-	-	121	24.2	-
TOT	28	712	168	375	.448	-	-	-	95	156	.609	-	-	262	27	-	-	-	-	-	431	15.4	-

MAURICE LUCAS - 6-9, 215 - MARQUETTE

FEBRUARY 18, 1952

REGULAR SEASON

G	Min.	FG	FGA	Pct.	3FG	3FGA	PCT	FT	FTA	Pct.	Off.	Def.	Tot.	Ast.	PF	Dq.	Stl.	TO	Blk.	Pts.	Avg.	Hi	
1985-86	77	1750	302	653	.462	1	2	.500	180	230	.783	164	402	566	84	253	1	45	121	24	785	10.2	23

PLAYOFFS

G	Min.	FG	FGA	Pct.	3FG	3FGA	PCT	FT	FTA	Pct.	Off.	Def.	Tot.	Ast.	PF	Dq.	Stl.	TO	Blk.	Pts.	Avg.	Hi
1985-86	14	319	59	112	.527	0	0	-	14	19	.737	29	62	91	10	-	6	13	5	132	9.4	-

TYRONN LUE - 6-0, 175 - NEBRASKA

MAY 3, 1977

REGULAR SEASON

G	Min.	FG	FGA	Pct.	3FG	3FGA	PCT	FT	FTA	Pct.	Off.	Def.	Tot.	Ast.	PF	Dq.	Stl.	TO	Blk.	Pts.	Avg.	Hi	
1998-99	15	198	28	65	.431	7	16	.438	12	21	.571	2	4	6	25	28	0	5	11	0	75	5.0	15
1999-00	6	146	19	39	.487	4	8	.500	6	8	.750	2	10	12	17	17	0	3	9	0	48	6.0	13
2000-01	38	468	50	117	.427	11	34	.324	19	24	.792	5	27	32	45	54	1	19	27	0	130	3.4	10
TOT	61	802	97	221	.439	22	58	.379	37	53	.698	9	41	50	87	99	1	27	47	0	253	4.1	-

PLAYOFFS

G	Min.	FG	FGA	Pct.	3FG	3FGA	PCT	FT	FTA	Pct.	Off.	Def.	Tot.	Ast.	PF	Dq.	Stl.	TO	Blk.	Pts.	Avg.	Hi
1998-99	3	33	7	17	.412	0	2	.000	0	0	-	0	2	2	6	-	2	4	0	14	4.7	-
2000-01	15	131	10	29	.345	5	13	.385	4	5	.800	1	9	10	10	-	12	8	1	29	1.9	-
TOT	18	164	17	46	.370	5	15	.333	4	5	.800	1	11	12	16	-	14	12	1	43	2.4	-

GEORGE LYNCH - 6-8, 220 - NORTH CAROLINA

SEPTEMBER 3, 1970

REGULAR SEASON

G	Min.	FG	FGA	Pct.	3FG	3FGA	PCT	FT	FTA	Pct.	Off.	Def.	Tot.	Ast.	PF	Dq.	Stl.	TO	Blk.	Pts.	Avg.	Hi	
1993-94	71	1762	291	573	.508	0	5	.000	99	166	.596	220	190	410	96	177	1	102	87	27	681	9.6	30
1994-95	56	953	138	295	.468	3	21	.143	62	86	.721	75	109	184	62	86	0	51	73	10	341	6.1	21
1995-96	76	1012	117	272	.430	4	13	.308	53	80	.663	82	127	209	51	106	0	47	40	10	291	3.8	14
TOT	203	3727	546	1140	.479	7	39	.179	214	332	.645	377	426	803	209	369	1	200	200	47	1313	6.5	-

PLAYOFFS

G	Min.	FG	FGA	Pct.	3FG	3FGA	PCT	FT	FTA	Pct.	Off.	Def.	Tot.	Ast.	PF	Dq.	Stl.	TO	Blk.	Pts.	Avg.	Hi
1994-95	10	136	15	32	.469	1	5	.200	13	20	.650	13	17	30	7	-	8	9	0	44	4.4	-
1995-96	2	15	2	4	.500	0	1	.000	0	0	-	0	3	3	1	-	0	2	0	4	2.0	-
TOT	12	151	17	36	.472	1	6	.167	13	20	.650	13	20	33	8	-	8	11	0	48	4.0	-

MIKE LYNN - 6-7, 215 - UCLA

NOVEMBER 25, 1945

REGULAR SEASON

G	Min.	FG	FGA	Pct.	3FG	3FGA	PCT	FT	FTA	Pct.	Off.	Def.	Tot.	Ast.	PF	Dq.	Stl.	TO	Blk.	Pts.	Avg.	Hi	
1969-70	44	403	44	133	.331	-	-	-	31	48	.646	-	-	64	30	87	4	-	-	-	119	2.7	-

PLAYOFFS

G	Min.	FG	FGA	Pct.	3FG	3FGA	PCT	FT	FTA	Pct.	Off.	Def.	Tot.	Ast.	PF	Dq.	Stl.	TO	Blk.	Pts.	Avg.	Hi
1969-70	3	6	2	3	.667	-	-	-	0	0	-	-	2	1	-	-	-	-	-	4	1.3	-

OLIVER MACK - 6-3, 195 - EAST CAROLINA

JUNE 6, 1957

REGULAR SEASON

G	Min.	FG	FGA	Pct.	3FG	3FGA	PCT	FT	FTA	Pct.	Off.	Def.	Tot.	Ast.	PF	Dq.	Stl.	TO	Blk.	Pts.	Avg.	Hi	
1979-80	27	155	21	50	.420	0	1	.000	9	18	.500	7	15	22	20	16	0	4	9	0	51	1.9	10





ALL-TIME ROSTER WITH STATISTICS

MARK MADSEN - 6-9, 245 - STANFORD

JANUARY 28, 1976

REGULAR SEASON

G	Min.	FG	FGA	Pct.	3FG	3FGA	PCT	FT	FTA	Pct.	Off.	Def.	Tot.	Ast.	PF	Do.	StL.	TO	Blk.	Pts.	Avg.	HI	
2000-01	70	641	55	113	.487	1	1	1,000	26	37	70	74	78	152	24	11	2	8	27	8	137	2.0	15
2001-02	59	650	66	146	.452	0	2	.000	35	54	648	89	73	162	44	104	0	16	22	13	167	2.8	10
2002-03	54	781	69	163	.423	0	0	.000	36	61	590	86	73	159	38	116	0	15	27	19	174	3.2	12
TOT	183	2072	190	422	.450	1	3	.333	97	152	638	249	224	473	106	331	2	39	76	40	478	2.6	-

PLAYOFFS

G	Min.	FG	FGA	Pct.	3FG	3FGA	PCT	FT	FTA	Pct.	Off.	Def.	Tot.	Ast.	PF	Do.	StL.	TO	Blk.	Pts.	Avg.	HI
2000-01	13	48	1	13	.077	0	0	-	3	5	600	6	4	10	4	-	0	2	2	5	0.4	-
2001-02	7	10	0	1	.000	0	1	.000	0	0	-	0	2	2	0	-	0	1	0	0	0.0	-
2002-03	12	169	13	31	.419	0	1	.000	7	16	438	14	14	28	12	-	3	8	2	33	2.8	-
TOT	32	227	14	45	.311	0	2	.000	10	21	476	20	20	40	16	-	3	11	4	38	1.2	-

KARL MALONE - 6-9, 259 - LOUISIANA TECH

JULY 24, 1963

REGULAR SEASON

G	Min.	FG	FGA	Pct.	3FG	3FGA	PCT	FT	FTA	Pct.	Off.	Def.	Tot.	Ast.	PF	Do.	StL.	TO	Blk.	Pts.	Avg.	HI	
2003-04	42	1373	193	400	.483	0	1	.000	168	225	747	61	306	367	163	116	1	50	103	20	554	13.2	20

PLAYOFFS

G	Min.	FG	FGA	Pct.	3FG	3FGA	PCT	FT	FTA	Pct.	Off.	Def.	Tot.	Ast.	PF	Do.	StL.	TO	Blk.	Pts.	Avg.	HI
2003-04	21	798	98	218	.450	0	1	.000	46	73	630	37	148	185	72	-	24	47	2	242	11.5	-

NICK MANTIS - 6-3, 190 - NORTHWESTERN

DECEMBER 7, 1935

REGULAR SEASON

G	Min.	FG	FGA	Pct.	3FG	3FGA	PCT	FT	FTA	Pct.	Off.	Def.	Tot.	Ast.	PF	Do.	StL.	TO	Blk.	Pts.	Avg.	HI
1959-60	10	71	10	39	.266	-	-	-	1	2	500	-	-	6	9	8	0	-	-	21	2.1	-

SLATER "DUGIE" MARTIN - 5-10, 170 - TEXAS

OCTOBER 22, 1925

REGULAR SEASON

G	Min.	FG	FGA	Pct.	3FG	3FGA	PCT	FT	FTA	Pct.	Off.	Def.	Tot.	Ast.	PF	Do.	StL.	TO	Blk.	Pts.	Avg.	HI
1949-50	67	-	106	302	.351	-	-	-	59	93	634	-	-	-	148	162	-	-	-	271	4.0	-
1950-51	68	-	227	627	.362	-	-	-	121	177	684	-	-	246	235	199	3	-	-	575	8.5	-
1951-52	66	2480	237	632	.375	-	-	-	142	190	747	-	-	228	249	226	9	-	-	616	9.3	-
1952-53	70	2556	260	634	.410	-	-	-	224	287	780	-	-	186	250	246	4	-	-	744	10.6	-
1953-54	69	2472	254	654	.388	-	-	-	176	243	724	-	-	166	253	198	3	-	-	684	9.9	-
1954-55	72	2784	350	919	.381	-	-	-	276	359	769	-	-	260	427	221	7	-	-	976	13.6	-
1955-56	72	2838	309	863	.358	-	-	-	329	395	833	-	-	260	445	202	2	-	-	947	13.2	-
TOT	484	13130	1743	4631	.376	-	-	-	1327	1744	761	-	-	1346	2007	1454	28	-	-	4813	9.9	-

PLAYOFFS

G	Min.	FG	FGA	Pct.	3FG	3FGA	PCT	FT	FTA	Pct.	Off.	Def.	Tot.	Ast.	PF	Do.	StL.	TO	Blk.	Pts.	Avg.	HI
1949-50	12	-	21	50	.420	-	-	-	14	24	583	-	-	-	25	35	-	-	-	56	4.7	-
1950-51	7	-	18	51	.353	-	-	-	14	27	519	-	-	42	25	20	-	-	-	50	7.1	-
1951-52	13	523	38	110	.345	-	-	-	41	56	732	-	-	37	56	64	-	-	-	117	9.0	-
1952-53	12	453	41	103	.398	-	-	-	39	51	765	-	-	31	43	49	-	-	-	121	10.1	-
1953-54	13	533	37	112	.330	-	-	-	52	70	743	-	-	29	60	52	-	-	-	126	9.7	-
1954-55	7	315	28	94	.298	-	-	-	40	49	816	-	-	28	31	23	-	-	-	96	13.7	-
1955-56	3	121	17	37	.459	-	-	-	20	24	833	-	-	7	15	9	-	-	-	54	18.0	-
TOT	67	1945	200	557	.359	-	-	-	220	301	731	-	-	174	255	252	-	-	-	620	9.3	-

WES MATTHEWS - 6-1, 170 - WISCONSIN

AUGUST 24, 1959

REGULAR SEASON

G	Min.	FG	FGA	Pct.	3FG	3FGA	PCT	FT	FTA	Pct.	Off.	Def.	Tot.	Ast.	PF	Do.	StL.	TO	Blk.	Pts.	Avg.	HI	
1986-87	50	532	89	187	.476	1	3	.333	29	36	806	13	34	47	100	53	0	23	51	4	208	4.2	16
1987-88	51	706	114	248	.460	7	30	.233	54	65	831	16	50	66	138	65	0	25	69	3	289	5.7	18
TOT	101	1238	203	435	.467	8	33	.242	83	101	822	29	84	113	238	118	0	48	120	7	497	4.9	-

PLAYOFFS

G	Min.	FG	FGA	Pct.	3FG	3FGA	PCT	FT	FTA	Pct.	Off.	Def.	Tot.	Ast.	PF	Do.	StL.	TO	Blk.	Pts.	Avg.	HI
1986-87	12	61	11	23	.478	0	1	.000	6	7	857	0	4	4	9	-	1	13	0	28	2.3	-
1987-88	10	27	2	5	.400	0	1	.000	8	10	800	0	1	1	2	-	1	3	0	12	1.2	-
TOT	22	88	13	28	.464	0	2	.000	14	17	824	0	5	5	11	-	2	16	0	40	1.8	-

DJ MBENGA - 7-0, 255 - DEMOCRATIC REPUBLIC OF THE CONGO

DECEMBER 30, 1980

REGULAR SEASON

G	Min.	FG	FGA	Pct.	3FG	3FGA	PCT	FT	FTA	Pct.	Off.	Def.	Tot.	Ast.	PF	Do.	StL.	TO	Blk.	Pts.	Avg.	HI	
2007-08	26	196	30	61	.492	0	0	-	4	10	400	15	26	41	6	38	1	4	8	16	64	2.5	8
2008-09	23	181	27	57	.474	0	1	.000	7	8	875	9	2	31	9	33	0	10	13	24	61	2.7	10
2009-10	49	355	48	103	.466	0	0	-	9	19	474	32	55	87	8	54	0	5	15	29	105	2.1	11
TOT	98	732	105	221	.475	0	1	.000	20	37	541	56	83	159	23	125	1	19	36	69	230	2.3	-

PLAYOFFS

G	Min.	FG	FGA	Pct.	3FG	3FGA	PCT	FT	FTA	Pct.	Off.	Def.	Tot.	Ast.	PF	Do.	StL.	TO	Blk.	Pts.	Avg.	HI
2007-08	7	30	5	8	.625	0	0	-	0	0	-	3	6	9	0	-	2	1	1	10	1.4	-
2008-09	7	16	1	6	.167	0	0	-	0	0	-	0	3	3	0	-	0	2	2	2	0.3	-
2009-10	3	12	2	6	.333	0	0	-	1	1	1,000	0	5	5	1	-	0	0	0	5	1.7	-
TOT	17	58	8	20	.400	0	0	-	1	1	1,000	3	14	17	1	-	2	3	3	17	1.0	-



ALL-TIME ROSTER WITH STATISTICS



BOB MCADOO - 6-9, 210 - NORTH CAROLINA

SEPTEMBER 15, 1951

REGULAR SEASON

G	Min.	FG	FGA	Pct.	3FG	3FGA	PCT	FT	FTA	Pct.	Off.	Def.	Tot.	Ast.	PF	Dq.	StL.	TO	Blk.	Pts.	Avg.	HI	
1981-82	41	746	151	330	.458	0	5	.000	90	126	.714	45	114	159	32	109	1	22	51	36	392	9.6	30
1982-83	47	1019	292	562	.520	0	1	.000	119	163	.730	76	171	247	39	153	2	40	68	40	703	15.0	32
1983-84	70	1456	352	748	.471	0	5	.000	212	264	.803	82	207	289	74	182	0	42	127	50	916	13.1	26
1984-85	66	1254	284	546	.520	0	1	.000	122	162	.753	79	216	295	67	170	0	18	95	53	690	10.5	22
TOT	224	4475	1079	2186	.494	0	12	.000	543	715	.759	282	708	990	212	614	3	122	341	179	2701	12.1	-

PLAYOFFS

G	Min.	FG	FGA	Pct.	3FG	3FGA	PCT	FT	FTA	Pct.	Off.	Def.	Tot.	Ast.	PF	Dq.	StL.	TO	Blk.	Pts.	Avg.	HI
1981-82	14	388	101	179	.564	0	0	-	32	47	.681	21	74	95	22	-	10	35	21	234	16.7	-
1982-83	8	166	37	84	.440	2	6	.333	11	14	.786	15	31	46	5	-	11	10	10	87	10.9	-
1983-84	20	447	111	215	.516	0	1	.000	57	81	.704	30	78	108	12	-	12	39	27	279	14.0	-
1984-85	19	398	91	193	.472	0	1	.000	35	47	.745	25	61	86	15	-	9	32	26	217	11.4	-
TOT	61	1399	340	671	.507	2	8	.250	135	189	.714	91	244	335	54	-	42	116	84	817	13.4	-

MEL MCCANTS - 6-8, 240 - PURDUE

AUGUST 19, 1967

REGULAR SEASON

G	Min.	FG	FGA	Pct.	3FG	3FGA	PCT	FT	FTA	Pct.	Off.	Def.	Tot.	Ast.	PF	Dq.	StL.	TO	Blk.	Pts.	Avg.	HI	
1989-90	13	65	8	26	.308	0	0	-	6	8	.750	1	5	6	2	11	0	3	1	1	22	1.7	4

PLAYOFFS

G	Min.	FG	FGA	Pct.	3FG	3FGA	PCT	FT	FTA	Pct.	Off.	Def.	Tot.	Ast.	PF	Dq.	StL.	TO	Blk.	Pts.	Avg.	HI
1989-90	2	5	0	0	-	0	0	-	0	0	-	0	0	0	-	-	0	0	0	0	0.0	-

WILLIE MCCARTER - 6-3, 175 - DRAKE

JULY 26, 1946

REGULAR SEASON

G	Min.	FG	FGA	Pct.	3FG	3FGA	PCT	FT	FTA	Pct.	Off.	Def.	Tot.	Ast.	PF	Dq.	StL.	TO	Blk.	Pts.	Avg.	HI	
1969-70	40	861	132	349	.378	-	-	-	43	60	.717	-	-	83	93	71	0	-	-	-	307	7.7	-
1970-71	76	1369	247	592	.417	-	-	-	46	77	.597	-	-	122	126	152	0	-	-	-	540	7.1	-
TOT	116	2230	379	941	.403	-	-	-	89	137	.650	-	-	205	219	223	0	-	-	-	847	7.3	-

PLAYOFFS

G	Min.	FG	FGA	Pct.	3FG	3FGA	PCT	FT	FTA	Pct.	Off.	Def.	Tot.	Ast.	PF	Dq.	StL.	TO	Blk.	Pts.	Avg.	HI	
1969-70	5	14	3	7	.429	-	-	-	1	1	1.000	-	-	3	3	-	-	-	-	-	7	1.4	-
1970-71	12	232	27	76	.355	-	-	-	1	6	.167	-	-	26	17	-	-	-	-	-	55	4.6	-
TOT	17	246	30	83	.361	-	-	-	2	7	.286	-	-	29	20	-	-	-	-	-	62	3.6	-

GEORGE MCCLOUD - 6-8, 225 - FLORIDA STATE

MAY 27, 1967

REGULAR SEASON

G	Min.	FG	FGA	Pct.	3FG	3FGA	PCT	FT	FTA	Pct.	Off.	Def.	Tot.	Ast.	PF	Dq.	StL.	TO	Blk.	Pts.	Avg.	HI	
1996-97	23	286	34	96	.354	21	49	.429	6	9	.667	7	29	36	17	20	0	9	9	0	95	4.1	16

JELANI MCCOY - 6-10, 245 - UCLA

DECEMBER 6, 1977

REGULAR SEASON

G	Min.	FG	FGA	Pct.	3FG	3FGA	PCT	FT	FTA	Pct.	Off.	Def.	Tot.	Ast.	PF	Dq.	StL.	TO	Blk.	Pts.	Avg.	HI	
2001-02	21	104	12	21	.571	0	0	-	2	8	.250	8	17	25	7	14	0	0	8	5	26	1.2	6

JIM MCDANIELS - 6-11, 230 - WESTERN KENTUCKY

APRIL 2, 1948

REGULAR SEASON

G	Min.	FG	FGA	Pct.	3FG	3FGA	PCT	FT	FTA	Pct.	Off.	Def.	Tot.	Ast.	PF	Dq.	StL.	TO	Blk.	Pts.	Avg.	HI	
1975-76	35	242	41	102	.402	-	-	-	9	9	1.000	26	48	74	15	40	1	4	-	10	91	2.6	12

MIKE MCGEE - 6-5, 205 - MICHIGAN

JULY 29, 1959

REGULAR SEASON

G	Min.	FG	FGA	Pct.	3FG	3FGA	PCT	FT	FTA	Pct.	Off.	Def.	Tot.	Ast.	PF	Dq.	StL.	TO	Blk.	Pts.	Avg.	HI	
1981-82	39	352	80	172	.465	0	4	.000	31	53	.585	34	15	49	16	59	0	18	34	3	191	4.9	27
1982-83	39	381	69	163	.423	1	7	.143	17	23	.739	33	20	53	26	50	1	11	27	5	156	4.0	19
1983-84	77	1425	347	584	.594	2	13	.154	61	113	.540	117	76	193	81	176	0	49	111	6	757	9.8	33
1984-85	76	1170	329	612	.538	22	61	.361	94	160	.588	97	68	165	71	147	1	39	81	7	774	10.2	41
1985-86	71	1213	252	544	.463	41	114	.360	42	64	.656	51	89	140	83	131	0	53	70	7	587	8.3	34
TOT	302	4541	1077	2075	.519	66	199	.332	245	413	.593	332	268	600	277	563	2	170	323	28	2465	8.2	-

PLAYOFFS

G	Min.	FG	FGA	Pct.	3FG	3FGA	PCT	FT	FTA	Pct.	Off.	Def.	Tot.	Ast.	PF	Dq.	StL.	TO	Blk.	Pts.	Avg.	HI
1981-82	4	10	6	13	.462	0	1	.000	0	0	-	3	0	3	0	-	0	1	0	12	3.0	-
1982-83	6	25	4	11	.364	1	1	1.000	3	4	.750	5	2	7	1	-	0	4	0	12	2.0	-
1983-84	17	370	90	157	.573	6	17	.353	25	39	.641	22	12	34	23	-	11	27	1	211	12.4	-
1984-85	17	260	76	142	.535	9	18	.500	29	42	.690	20	16	36	12	-	7	14	1	190	11.2	-
1985-86	6	28	8	18	.444	0	3	.000	0	4	.000	3	2	5	2	-	0	2	0	16	2.7	-
TOT	50	693	184	341	.540	16	40	.400	57	89	.640	53	32	85	38	-	18	48	2	441	8.8	-





ALL-TIME ROSTER WITH STATISTICS

BILL MCGILL - 6-9, 225 - UTAH

SEPTEMBER 16, 1939

REGULAR SEASON

G	Min.	FG	FGA	Pct.	3FG	3FGA	PCT	FT	FTA	Pct.	Off.	Def.	Tot.	Ast.	PF	Do.	StL.	TO	Blk.	Pts.	Avg.	HI
1964-65	8	37	7	20	.350	-	-	1	1	1.000	-	-	12	3	6	0	-	-	-	15	1.9	-

PLAYOFFS

G	Min.	FG	FGA	Pct.	3FG	3FGA	PCT	FT	FTA	Pct.	Off.	Def.	Tot.	Ast.	PF	Do.	StL.	TO	Blk.	Pts.	Avg.	HI
1964-65	5	34	5	9	.556	-	-	1	1	1.000	-	-	9	2	-	-	-	-	-	11	2.2	-

KEVIN MCKENNA - 6-5, 195 - CREIGHTON

JANUARY 8, 1959

REGULAR SEASON

G	Min.	FG	FGA	Pct.	3FG	3FGA	PCT	FT	FTA	Pct.	Off.	Def.	Tot.	Ast.	PF	Do.	StL.	TO	Blk.	Pts.	Avg.	HI	
1981-82	36	237	28	87	.322	0	2	.000	11	17	.647	18	11	29	14	45	0	10	20	2	67	1.9	8

AARON MCKIE - 6-5, 209 - TEMPLE

OCTOBER 2, 1972

REGULAR SEASON

G	Min.	FG	FGA	Pct.	3FG	3FGA	PCT	FT	FTA	Pct.	Off.	Def.	Tot.	Ast.	PF	Do.	StL.	TO	Blk.	Pts.	Avg.	HI	
2005-06	14	121	3	12	.250	0	2	.000	1	2	.500	3	17	20	11	7	0	5	2	0	7	0.5	2
2006-07	10	131	11	17	.647	0	0	-	0	0	-	1	17	18	13	14	0	4	8	0	22	2.2	12
TOT	24	252	14	29	.483	0	2	.000	1	2	.500	4	34	38	24	21	0	9	10	0	29	1.2	-

PLAYOFFS

G	Min.	FG	FGA	Pct.	3FG	3FGA	PCT	FT	FTA	Pct.	Off.	Def.	Tot.	Ast.	PF	Do.	StL.	TO	Blk.	Pts.	Avg.	HI	
2005-06	1	8	0	0	-	-	-	0	0	-	-	-	0	0	-	-	-	0	0	0	0.0	-	-

JIM MCMILLIAN - 6-5, 225 - COLUMBIA

MARCH 11, 1948

REGULAR SEASON

G	Min.	FG	FGA	Pct.	3FG	3FGA	PCT	FT	FTA	Pct.	Off.	Def.	Tot.	Ast.	PF	Do.	StL.	TO	Blk.	Pts.	Avg.	HI	
1970-71	81	1747	289	629	.459	-	-	-	100	130	.769	-	-	330	133	122	1	-	-	-	678	8.4	-
1971-72	80	3050	642	1331	.482	-	-	-	219	277	.791	-	-	522	209	209	0	-	-	-	1503	18.8	-
1972-73	81	2953	655	1431	.458	-	-	-	223	264	.845	-	-	447	221	176	0	-	-	-	1533	18.9	-
TOT	242	7750	1586	3391	.468	-	-	-	542	671	.808	-	-	1299	563	507	1	-	-	-	3714	15.3	-

PLAYOFFS

G	Min.	FG	FGA	Pct.	3FG	3FGA	PCT	FT	FTA	Pct.	Off.	Def.	Tot.	Ast.	PF	Do.	StL.	TO	Blk.	Pts.	Avg.	HI	
1970-71	12	522	79	181	.436	-	-	-	23	34	.676	-	-	65	22	-	-	-	-	-	181	15.1	-
1971-72	15	624	113	253	.447	-	-	-	60	70	.857	-	-	85	22	-	-	-	-	-	286	19.1	-
1972-73	17	630	143	307	.466	-	-	-	55	75	.733	-	-	82	37	-	-	-	-	-	341	20.1	-
TOT	44	1776	335	741	.452	-	-	-	138	179	.771	-	-	232	81	-	-	-	-	-	808	18.4	-

MARK MCNAMARA - 6-11, 235 - CALIFORNIA

JUNE 8, 1959

REGULAR SEASON

G	Min.	FG	FGA	Pct.	3FG	3FGA	PCT	FT	FTA	Pct.	Off.	Def.	Tot.	Ast.	PF	Do.	StL.	TO	Blk.	Pts.	Avg.	HI	
1988-89	39	318	32	64	.500	0	0	-	49	78	.628	38	62	100	10	51	0	4	24	3	113	2.9	10
1989-90	33	190	38	86	.442	0	0	-	26	40	.650	22	41	63	3	31	1	2	21	1	102	3.1	15
TOT	72	508	70	150	.467	0	0	-	75	118	.636	60	103	163	13	82	1	6	45	4	215	3.0	-

PLAYOFFS

G	Min.	FG	FGA	Pct.	3FG	3FGA	PCT	FT	FTA	Pct.	Off.	Def.	Tot.	Ast.	PF	Do.	StL.	TO	Blk.	Pts.	Avg.	HI	
1988-89	3	7	1	2	.500	0	0	-	1	2	.500	0	1	1	0	-	-	0	0	0	3	1.0	-
1989-90	2	5	1	4	.250	0	0	-	0	0	-	0	1	1	0	-	-	0	0	0	2	1.0	-
TOT	5	12	2	6	.333	0	0	-	1	2	.500	0	2	2	0	-	-	0	0	0	5	1.0	-

BOB MCNEILL - 6-1, 180 - St. JOSEPH'S

OCTOBER 22, 1938

REGULAR SEASON

G	Min.	FG	FGA	Pct.	3FG	3FGA	PCT	FT	FTA	Pct.	Off.	Def.	Tot.	Ast.	PF	Do.	StL.	TO	Blk.	Pts.	Avg.	HI	
1961-62	29	229	22	60	.367	-	-	-	8	12	.667	-	-	23	40	25	0	-	-	-	52	1.8	-

PLAYOFFS

G	Min.	FG	FGA	Pct.	3FG	3FGA	PCT	FT	FTA	Pct.	Off.	Def.	Tot.	Ast.	PF	Do.	StL.	TO	Blk.	Pts.	Avg.	HI	
1961-62	5	20	4	7	.571	-	-	-	1	2	.500	-	-	6	5	-	-	-	-	-	9	1.8	-

JOSH MCROBERTS - 6-10, 240 - DUKE

FEBRUARY 28, 1987

REGULAR SEASON

G	Min.	FG	FGA	Pct.	3FG	3FGA	PCT	FT	FTA	Pct.	Off.	Def.	Tot.	Ast.	PF	Do.	StL.	TO	Blk.	Pts.	Avg.	HI	
2011-12	50	718	56	118	.475	3	7	.429	23	36	.639	61	110	171	51	74	0	15	31	18	138	2.8	16

PLAYOFFS

G	Min.	FG	FGA	Pct.	3FG	3FGA	PCT	FT	FTA	Pct.	Off.	Def.	Tot.	Ast.	PF	Do.	StL.	TO	Blk.	Pts.	Avg.	HI	
2011-12	6	16	1	4	.250	0	1	.000	0	0	-	0	4	4	1	1	0	0	2	1	2	0.3	-



ALL-TIME ROSTER WITH STATISTICS



STANISLAV MEDVEDENKO - 6-10, 253 - UKRAINE

APRIL 4, 1979

REGULAR SEASON

G	Min.	FG	FGA	Pct.	3FG	3FGA	PCT	FT	FTA	Pct.	Off.	Def.	Tot.	Ast.	PF	Dq.	Stl.	TO	Blk.	Pts.	Avg.	Hi	
2000-01	7	39	12	25	.480	1	1	1.000	7	12	.583	1	8	9	2	9	0	1	3	1	32	4.6	10
2001-02	71	729	145	304	.477	0	4	.000	41	62	.661	85	73	158	43	119	0	29	42	11	331	4.7	18
2002-03	58	620	112	258	.434	0	2	.000	31	43	.721	66	75	141	18	118	0	11	37	8	255	4.4	15
2003-04	68	1442	237	537	.441	0	3	.000	89	116	.767	148	195	343	57	191	1	38	59	18	563	8.3	26
2004-05	43	423	71	156	.455	0	1	.000	23	28	.821	31	48	79	13	64	0	9	13	2	165	3.8	16
2005-06	2	6	1	2	.500	0	0	-	0	0	-	0	0	0	1	1	0	0	0	0	2	1.0	2
TOT	249	3259	578	1282	.451	1	11	.091	191	261	.732	331	399	730	134	502	1	88	154	40	1348	5.4	-

PLAYOFFS

G	Min.	FG	FGA	Pct.	3FG	3FGA	PCT	FT	FTA	Pct.	Off.	Def.	Tot.	Ast.	PF	Dq.	Stl.	TO	Blk.	Pts.	Avg.	Hi
2001-02	7	21	3	5	.600	0	0	-	0	0	-	1	3	4	0	-	0	1	0	6	0.9	-
2002-03	9	73	15	27	.556	0	0	-	4	6	.667	4	14	18	1	-	1	3	1	34	3.8	-
2003-04	21	237	33	75	.440	0	0	-	17	21	.810	23	30	53	10	-	4	5	4	83	4.0	-
TOT	37	331	51	107	.477	0	0	-	21	27	.778	28	47	75	11	-	5	9	5	123	3.3	-

JODIE MEEKS - 6-4, 210 - KENTUCKY

AUGUST 21, 1987

REGULAR SEASON

G	Min.	FG	FGA	Pct.	3FG	3FGA	PCT	FT	FTA	Pct.	Off.	Def.	Tot.	Ast.	PF	Dq.	Stl.	TO	Blk.	Pts.	Avg.	Hi	
2012-13	78	1663	205	530	.387	122	342	.357	86	96	.896	37	134	171	69	103	0	58	52	5	618	7.9	24

PLAYOFFS

G	Min.	FG	FGA	Pct.	3FG	3FGA	PCT	FT	FTA	Pct.	Off.	Def.	Tot.	Ast.	PF	Dq.	Stl.	TO	Blk.	Pts.	Avg.	Hi	
2012-13	1	20	1	4	.250	0	2	.000	2	2	1.000	1	1	2	0	2	0	1	2	0	4	4.0	-

CLIFF MEELY - 6-8, 215 - COLORADO

JULY 10, 1947

REGULAR SEASON

G	Min.	FG	FGA	Pct.	3FG	3FGA	PCT	FT	FTA	Pct.	Off.	Def.	Tot.	Ast.	PF	Dq.	Stl.	TO	Blk.	Pts.	Avg.	Hi	
1975-76	20	139	20	51	.392	-	-	-	24	32	.750	10	35	45	9	30	0	5	-	4	64	3.2	11

CHUCK MENCEL - 6-0, 170 - MINNESOTA

APRIL 21, 1933

REGULAR SEASON

G	Min.	FG	FGA	Pct.	3FG	3FGA	PCT	FT	FTA	Pct.	Off.	Def.	Tot.	Ast.	PF	Dq.	Stl.	TO	Blk.	Pts.	Avg.	Hi	
1955-56	69	973	120	375	.320	-	-	-	78	96	.813	-	-	110	132	74	1	-	-	-	318	4.6	-
1956-57	72	1848	243	688	.353	-	-	-	179	240	.746	-	-	237	201	95	0	-	-	-	665	9.2	-
TOT	141	2821	363	1063	.341	-	-	-	257	336	.765	-	-	347	333	169	1	-	-	-	983	7.0	-

PLAYOFFS

G	Min.	FG	FGA	Pct.	3FG	3FGA	PCT	FT	FTA	Pct.	Off.	Def.	Tot.	Ast.	PF	Dq.	Stl.	TO	Blk.	Pts.	Avg.	Hi	
1955-56	3	52	10	19	.526	-	-	-	6	7	.857	-	-	5	8	-	-	-	-	-	26	8.7	-
1956-57	5	98	9	36	.250	-	-	-	7	9	.778	-	-	13	6	-	-	-	-	-	25	5.0	-
TOT	8	150	19	55	.345	-	-	-	13	16	.813	-	-	18	14	-	-	-	-	-	51	6.4	-

CHRIS MIHM - 7-0, 265 - TEXAS

JULY 16, 1979

REGULAR SEASON

G	Min.	FG	FGA	Pct.	3FG	3FGA	PCT	FT	FTA	Pct.	Off.	Def.	Tot.	Ast.	PF	Dq.	Stl.	TO	Blk.	Pts.	Avg.	Hi	
2004-05	75	1870	280	552	.507	0	2	.000	175	258	.678	197	305	502	50	237	1	14	110	108	735	9.8	25
2005-06	59	1541	230	459	.501	0	0	-	144	201	.716	137	236	373	61	214	5	16	83	73	604	10.2	21
2006-07	-	-	-	-	-	-	-	-	-	-	-	-	-	-	-	-	-	-	-	-	-	-	-
2007-08	23	278	32	95	.337	0	0	-	18	27	.667	28	49	77	13	42	0	4	17	14	82	3.6	11
2008-09	18	105	15	40	.375	0	0	-	6	7	.857	15	19	34	10	23	0	1	10	6	36	2.0	10
TOT	175	3794	557	1146	.486	0	2	.000	343	493	.696	377	609	986	134	516	6	35	220	201	1457	8.3	-

PLAYOFFS

G	Min.	FG	FGA	Pct.	3FG	3FGA	PCT	FT	FTA	Pct.	Off.	Def.	Tot.	Ast.	PF	Dq.	Stl.	TO	Blk.	Pts.	Avg.	Hi
2007-08	1	3	0	1	.000	0	0	-	0	0	-	0	0	0	-	-	0	1	0	0	0.0	-

GEORGE MIKAN - 6-10, 245 - DEPAUL

JUNE 18, 1924

REGULAR SEASON

G	Min.	FG	FGA	Pct.	3FG	3FGA	PCT	FT	FTA	Pct.	Off.	Def.	Tot.	Ast.	PF	Dq.	Stl.	TO	Blk.	Pts.	Avg.	Hi	
1948-49	60	-	583	1403	.416	-	-	-	532	688	.772	-	-	-	218	260	-	-	-	-	1686	28.3	-
1949-50	68	-	648	1595	.407	-	-	-	567	728	.779	-	-	-	197	287	-	-	-	-	1865	27.4	-
1950-51	68	-	678	1584	.428	-	-	-	576	717	.803	-	-	-	958	208	38	14	-	-	1932	28.4	-
1951-52	64	2572	545	1414	.385	-	-	-	433	555	.780	-	-	-	866	194	286	14	-	-	1523	23.8	-
1952-53	70	2651	500	1252	.399	-	-	-	442	567	.780	-	-	-	1007	201	290	12	-	-	1442	20.6	-
1953-54	72	2362	441	1160	.380	-	-	-	424	546	.777	-	-	-	1028	174	268	4	-	-	1306	18.1	-
1955-56	37	765	148	375	.395	-	-	-	94	122	.770	-	-	-	308	53	153	6	-	-	390	10.5	-
TOT	439	8350	3544	8783	.404	-	-	-	3068	3924	.782	-	-	4167	1245	1862	50	-	-	-	10156	23.1	-

PLAYOFFS

G	Min.	FG	FGA	Pct.	3FG	3FGA	PCT	FT	FTA	Pct.	Off.	Def.	Tot.	Ast.	PF	Dq.	Stl.	TO	Blk.	Pts.	Avg.	Hi	
1948-49	10	-	103	227	.454	-	-	-	97	121	.802	-	-	-	21	-	-	-	-	-	303	30.3	-
1949-50	12	-	121	316	.383	-	-	-	134	170	.788	-	-	-	36	-	-	-	-	-	376	31.3	-
1950-51	7	-	62	152	.408	-	-	-	44	55	.800	-	-	-	74	9	-	-	-	-	168	24.0	-
1951-52	13	553	99	261	.379	-	-	-	109	138	.790	-	-	-	207	36	-	-	-	-	307	23.6	-
1952-53	12	463	78	213	.366	-	-	-	82	112	.732	-	-	-	185	23	-	-	-	-	238	19.8	-
1953-54	13	424	87	190	.458	-	-	-	78	96	.813	-	-	-	171	25	-	-	-	-	252	19.4	-
1955-56	3	60	13	35	.371	-	-	-	1														



ALL-TIME ROSTER WITH STATISTICS

VERN MIKKELSEN - 6-7, 230 - HAMLINE

OCTOBER 21, 1928

REGULAR SEASON

G	Min.	FG	FGA	Pct.	3FG	3FGA	PCT	FT	FTA	Pct.	Off.	Def.	Tot.	Ast.	PF	Do.	StL.	TO	Blk.	Pts.	Avg.	HI
1949-50	68	-	288	722	.399	-	-	215	286	.752	-	-	-	123	222	-	-	-	-	791	11.6	-
1950-51	64	-	359	893	.402	-	-	186	275	.676	-	-	655	181	280	13	-	-	-	904	14.1	-
1951-52	66	2345	363	868	.419	-	-	283	372	.761	-	-	681	180	282	16	-	-	-	1009	15.3	-
1952-53	70	2465	378	868	.435	-	-	291	387	.752	-	-	654	148	289	14	-	-	-	1047	15.0	-
1953-54	72	2247	288	771	.374	-	-	221	298	.742	-	-	615	119	264	7	-	-	-	797	11.1	-
1954-55	71	2559	440	1043	.422	-	-	447	598	.747	-	-	722	145	319	14	-	-	-	1327	18.7	-
1955-56	72	2100	317	821	.386	-	-	328	408	.804	-	-	608	173	319	17	-	-	-	962	13.4	-
1956-57	72	2198	322	854	.377	-	-	342	424	.807	-	-	630	121	312	18	-	-	-	986	13.7	-
1957-58	72	2390	439	1070	.410	-	-	370	471	.786	-	-	805	166	299	20	-	-	-	1248	17.3	-
1958-59	72	2139	353	904	.390	-	-	286	355	.806	-	-	570	159	246	8	-	-	-	992	13.8	-
TOT	699	18443	3547	8812	.403	-	-	2969	3874	.766	-	-	5940	1515	2812	127	-	-	-	10063	14.4	-

PLAYOFFS

G	Min.	FG	FGA	Pct.	3FG	3FGA	PCT	FT	FTA	Pct.	Off.	Def.	Tot.	Ast.	PF	Do.	StL.	TO	Blk.	Pts.	Avg.	HI
1949-50	12	-	55	149	.369	-	-	46	60	.767	-	-	-	18	-	-	-	-	-	156	13.0	-
1950-51	7	-	39	96	.406	-	-	31	47	.660	-	-	67	17	-	-	-	-	-	109	15.6	-
1951-52	13	495	60	139	.432	-	-	53	64	.828	-	-	110	20	-	-	-	-	-	173	13.3	-
1952-53	12	400	44	133	.331	-	-	56	66	.848	-	-	104	24	-	-	-	-	-	144	12.0	-
1953-54	13	375	51	111	.459	-	-	31	36	.861	-	-	73	17	-	-	-	-	-	133	10.2	-
1954-55	7	209	30	85	.353	-	-	36	46	.783	-	-	78	13	-	-	-	-	-	96	13.7	-
1955-56	3	90	11	26	.423	-	-	18	20	.900	-	-	17	2	-	-	-	-	-	40	13.3	-
1956-57	5	162	33	83	.398	-	-	22	34	.647	-	-	43	17	-	-	-	-	-	88	17.6	-
1958-59	13	371	73	177	.412	-	-	56	73	.767	-	-	93	24	-	-	-	-	-	202	15.5	-
TOT	85	2102	396	999	.396	-	-	349	446	.783	-	-	585	152	-	-	-	-	-	1141	13.4	-

ANTHONY MILLER - 6-9, 255 - MICHIGAN STATE

OCTOBER 22, 1971

REGULAR SEASON

G	Min.	FG	FGA	Pct.	3FG	3FGA	PCT	FT	FTA	Pct.	Off.	Def.	Tot.	Ast.	PF	Do.	StL.	TO	Blk.	Pts.	Avg.	HI	
1994-95	46	527	70	132	.530	2	5	400	47	.76	.618	67	85	152	35	77	2	20	38	7	189	4.1	18
1995-96	27	123	15	35	.429	0	2	.000	6	10	.600	11	14	25	4	19	0	4	8	1	36	1.3	6
TOT	73	650	85	167	.509	2	7	.286	53	86	.616	78	99	177	39	96	2	24	46	8	225	3.1	24

PLAYOFFS

G	Min.	FG	FGA	Pct.	3FG	3FGA	PCT	FT	FTA	Pct.	Off.	Def.	Tot.	Ast.	PF	Do.	StL.	TO	Blk.	Pts.	Avg.	HI
1994-95	4	15	0	2	.000	0	0	0	0	0	2	4	6	1	-	-	1	1	0	0	0.0	-

STEVE MIX - 6-7, 215 - TOLEDO

DECEMBER 30, 1947

REGULAR SEASON

G	Min.	FG	FGA	Pct.	3FG	3FGA	PCT	FT	FTA	Pct.	Off.	Def.	Tot.	Ast.	PF	Do.	StL.	TO	Blk.	Pts.	Avg.	HI	
1982-83	1	17	4	10	.400	0	0	-	1	1	1.000	1	0	1	2	1	0	0	0	0	9	9.0	9

PLAYOFFS

G	Min.	FG	FGA	Pct.	3FG	3FGA	PCT	FT	FTA	Pct.	Off.	Def.	Tot.	Ast.	PF	Do.	StL.	TO	Blk.	Pts.	Avg.	HI	
1982-83	8	26	2	5	.400	0	0	3	3	1.000	0	1	1	0	-	-	0	0	0	0	7	0.9	-

DARIUS MORRIS - 6-5, 195 - MICHIGAN

JANUARY 3, 1991

REGULAR SEASON

G	Min.	FG	FGA	Pct.	3FG	3FGA	PCT	FT	FTA	Pct.	Off.	Def.	Tot.	Ast.	PF	Do.	StL.	TO	Blk.	Pts.	Avg.	HI	
2011-12	19	169	18	42	.429	4	9	.444	6	9	.667	2	14	16	21	16	0	2	19	0	46	2.4	9
2012-13	48	683	73	188	.388	24	66	.364	24	37	.649	24	33	57	76	58	0	21	45	2	194	4.0	15
TOT	67	852	91	230	.386	28	75	.373	30	46	.652	26	47	73	97	74	0	23	64	2	240	3.6	-

PLAYOFFS

G	Min.	FG	FGA	Pct.	3FG	3FGA	PCT	FT	FTA	Pct.	Off.	Def.	Tot.	Ast.	PF	Do.	StL.	TO	Blk.	Pts.	Avg.	HI	
2011-12	4	8	3	3	1.000	1	1	1.000	3	4	.750	0	0	0	3	1	0	0	1	0	10	2.5	-
2012-13	4	105	16	35	.457	3	9	.333	7	9	.778	1	4	5	12	6	0	2	6	0	42	10.5	-
TOT	8	113	19	38	.500	4	10	.400	10	13	.769	1	4	5	15	7	0	2	7	0	52	6.5	-

ADAM MORRISON - 6-8, 205 - GONZAGA

JULY 19, 1984

REGULAR SEASON

G	Min.	FG	FGA	Pct.	3FG	3FGA	PCT	FT	FTA	Pct.	Off.	Def.	Tot.	Ast.	PF	Do.	StL.	TO	Blk.	Pts.	Avg.	HI	
2009-08	8	44	4	12	.333	1	4	.250	1	2	.500	2	6	8	3	4	0	0	3	0	10	1.3	5
2009-10	31	241	32	85	.376	5	21	.238	5	8	.625	10	22	32	18	17	0	3	10	2	74	2.4	7
TOT	39	285	36	97	.371	6	25	.240	6	10	.600	12	28	40	21	21	0	3	13	2	84	2.2	-

PLAYOFFS

G	Min.	FG	FGA	Pct.	3FG	3FGA	PCT	FT	FTA	Pct.	Off.	Def.	Tot.	Ast.	PF	Do.	StL.	TO	Blk.	Pts.	Avg.	HI
2009-10	2	13	4	9	.444	0	2	.000	0	0	-	2	3	5	1	-	-	0	0	8	4.0	-

ERWIN MUELLER - 6-8, 230 - SAN FRANCISCO

MARCH 12, 1944

REGULAR SEASON

G	Min.	FG	FGA	Pct.	3FG	3FGA	PCT	FT	FTA	Pct.	Off.	Def.	Tot.	Ast.	PF	Do.	StL.	TO	Blk.	Pts.	Avg.	HI
1967-68	39	973	132	254	.520	-	-	61	103	.592	-	-	222	78	86	2	-	-	-	325	8.3	-

PLAYOFFS

G	Min.	FG	FGA	Pct.	3FG	3FGA	PCT	FT	FTA	Pct.	Off.	Def.	Tot.	Ast.	PF	Do.	StL.	TO	Blk.	Pts.	Avg.	HI
1967-68	14	250	20	59	.339	-	-	5	14	.357	-	-	54	18	-	-	-	-	-	45	3.2	-



ALL-TIME ROSTER WITH STATISTICS



ALLEN MURPHY - 6-5, 190 - LOUISVILLE

JULY 15, 1952

REGULAR SEASON

G	Min.	FG	FGA	Pct.	3FG	3FGA	PCT	FT	FTA	Pct.	Off.	Def.	Tot.	Ast.	PF	Dq.	Stl.	TO	Blk.	Pts.	Avg.	Hi
1976-77	2	18	1	5	.200	-	-	3	7	.429	3	1	4	0	5	0	0	-	0	5	2.5	3

TROY MURPHY - 6-11, 245 - NOTRE DAME

MAY 2, 1980

REGULAR SEASON

G	Min.	FG	FGA	Pct.	3FG	3FGA	PCT	FT	FTA	Pct.	Off.	Def.	Tot.	Ast.	PF	Dq.	Stl.	TO	Blk.	Pts.	Avg.	Hi	
2011-12	59	956	77	171	.450	28	67	.418	6	9	.667	0	151	191	51	98	1	15	26	16	188	3.2	12

PLAYOFFS

G	Min.	FG	FGA	Pct.	3FG	3FGA	PCT	FT	FTA	Pct.	Off.	Def.	Tot.	Ast.	PF	Dq.	Stl.	TO	Blk.	Pts.	Avg.	Hi	
2011-12	4	15	1	1	1.000	1	1	1.000	0	0	-	0	3	3	0	0	0	0	2	0	3	0.8	-

TRACY MURRAY - 6-7, 230 - UCLA JULY 25, 1971

REGULAR SEASON

G	Min.	FG	FGA	Pct.	3FG	3FGA	PCT	FT	FTA	Pct.	Off.	Def.	Tot.	Ast.	PF	Dq.	Stl.	TO	Blk.	Pts.	Avg.	Hi	
2002-03	31	193	23	71	.324	8	38	.211	7	9	.778	5	18	23	12	22	0	5	14	3	61	2.0	11

COTTON NASH - 6-6, 220 - KENTUCKY

JULY 24, 1942

REGULAR SEASON

G	Min.	FG	FGA	Pct.	3FG	3FGA	PCT	FT	FTA	Pct.	Off.	Def.	Tot.	Ast.	PF	Dq.	Stl.	TO	Blk.	Pts.	Avg.	Hi
1964-65	25	167	14	57	.246	-	-	-	25	32	.781	-	-	35	10	30	0	-	-	53	2.1	-

STEVE NASH - 6-3, 180 - SANTA CLARA

FEBRUARY 7, 1974

REGULAR SEASON

G	Min.	FG	FGA	Pct.	3FG	3FGA	PCT	FT	FTA	Pct.	Off.	Def.	Tot.	Ast.	PF	Dq.	Stl.	TO	Blk.	Pts.	Avg.	Hi	
2012-13	50	1627	236	475	.497	57	130	.438	107	116	.922	26	116	142	333	70	0	30	126	5	636	12.7	22

PLAYOFFS

G	Min.	FG	FGA	Pct.	3FG	3FGA	PCT	FT	FTA	Pct.	Off.	Def.	Tot.	Ast.	PF	Dq.	Stl.	TO	Blk.	Pts.	Avg.	Hi	
2012-13	2	61	10	23	.435	0	3	.000	5	5	1.000	2	3	5	9	2	0	0	3	0	25	12.5	16

SWEN NATER - 6-11, 250 - UCLA

JANUARY 14, 1950

REGULAR SEASON

G	Min.	FG	FGA	Pct.	3FG	3FGA	PCT	FT	FTA	Pct.	Off.	Def.	Tot.	Ast.	PF	Dq.	Stl.	TO	Blk.	Pts.	Avg.	Hi	
1983-84	69	829	124	253	.490	0	1	.000	63	91	.692	81	183	264	27	150	0	25	68	7	311	4.5	19

PLAYOFFS

G	Min.	FG	FGA	Pct.	3FG	3FGA	PCT	FT	FTA	Pct.	Off.	Def.	Tot.	Ast.	PF	Dq.	Stl.	TO	Blk.	Pts.	Avg.	Hi	
1983-84	17	146	19	38	.500	0	0	-	20	26	.769	16	24	40	1	-	-	1	8	2	58	3.4	-

DON NELSON - 6-6, 210 - IOWA MAY 15, 1940

REGULAR SEASON

G	Min.	FG	FGA	Pct.	3FG	3FGA	PCT	FT	FTA	Pct.	Off.	Def.	Tot.	Ast.	PF	Dq.	Stl.	TO	Blk.	Pts.	Avg.	Hi	
1963-64	80	1408	135	323	.418	-	-	-	149	201	.741	-	-	323	76	181	1	-	-	-	419	5.2	-
1964-65	39	238	36	85	.424	-	-	-	20	26	.769	-	-	73	24	40	1	-	-	-	92	2.4	-
TOT	119	1644	171	408	.419	-	-	-	169	227	.744	-	-	396	100	221	2	-	-	-	511	4.3	-

PLAYOFFS

G	Min.	FG	FGA	Pct.	3FG	3FGA	PCT	FT	FTA	Pct.	Off.	Def.	Tot.	Ast.	PF	Dq.	Stl.	TO	Blk.	Pts.	Avg.	Hi	
1963-64	5	56	7	13	.538	-	-	-	3	3	1.000	-	-	13	2	-	-	-	-	-	17	3.4	-
1964-65	11	212	24	53	.453	-	-	-	19	25	.760	-	-	59	19	-	-	-	-	-	67	6.1	-
TOT	16	268	31	66	.470	-	-	-	22	28	.786	-	-	72	21	-	-	-	-	-	84	5.3	-

JOHNNY NEUMANN - 6-6, 200 - MISSISSIPPI

SEPTEMBER 11, 1951

REGULAR SEASON

G	Min.	FG	FGA	Pct.	3FG	3FGA	PCT	FT	FTA	Pct.	Off.	Def.	Tot.	Ast.	PF	Dq.	Stl.	TO	Blk.	Pts.	Avg.	Hi	
1976-77	59	888	146	363	.402	-	-	-	54	81	.667	19	44	63	137	127	2	28	-	8	346	5.9	24

PLAYOFFS

G	Min.	FG	FGA	Pct.	3FG	3FGA	PCT	FT	FTA	Pct.	Off.	Def.	Tot.	Ast.	PF	Dq.	Stl.	TO	Blk.	Pts.	Avg.	Hi	
1976-77	6	68	11	29	.379	-	-	-	2	4	.500	-	-	2	9	-	-	-	-	-	24	4.0	-

CHUCK NEVITT - 7-5, 250 - NORTH CAROLINA STATE

JUNE 13, 1959

REGULAR SEASON

G	Min.	FG	FGA	Pct.	3FG	3FGA	PCT	FT	FTA	Pct.	Off.	Def.	Tot.	Ast.	PF	Dq.	Stl.	TO	Blk.	Pts.	Avg.	Hi	
1984-85	11	59	5	17	.294	0	0	-	2	8	.250	5	15	20	3	20	0	0	10	15	12	1.1	4
1985-86	4	25	3	11	.273	0	0	-	4	6	.667	3	4	7	2	6	0	2	5	2	10	2.5	4
TOT	15	84	8	28	.286	0	0	-	6	14	.429	8	19	27	5	26	0	2	15	17	22	1.5	-

PLAYOFFS

G	Min.	FG	FGA	Pct.	3FG	3FGA	PCT	FT	FTA	Pct.	Off.	Def.	Tot.	Ast.	PF	Dq.	Stl.	TO	Blk.	Pts.	Avg.	Hi	
1984-85	7	37	3	9	.333	0	0	-	4	8	.500	3	3	6	1	-	-	4	2	6	10	1.4	-

IRA NEWBLE - 6-7, 220 - MIAMI (OHIO)

JANUARY 20, 1975

REGULAR SEASON

G	Min.	FG	FGA	Pct.	3FG	3FGA	PCT	FT	FTA	Pct.	Off.	Def.	Tot.	Ast.	PF	Dq.	Stl.	TO	Blk.	Pts.	Avg.	Hi	
2007-08	6	31	3	9	.333	1	2	.500	0	0	-	6	5	11	3	5	0	1	3	1	7	1.2	3

PLAYOFFS

G	Min.	FG	FGA	Pct.	3FG	3FGA	PCT	FT	FTA	Pct.	Off.	Def.	Tot.	Ast.	PF	Dq.	Stl.	TO	Blk.	Pts.	Avg.	Hi
2007-08	1	1	0	0	-	0	0	-	0	0	-	0	0	0	0	-	-	0	0	0	0.0	-





ALL-TIME ROSTER WITH STATISTICS

NORM NIXON - 6-2, 175 - DUQUESNE

OCTOBER 11, 1955

REGULAR SEASON

G	Min.	FG	FGA	Pct.	3FG	3FGA	PCT	FT	FTA	Pct.	Off.	Def.	Tot.	Ast.	PF	Do.	StL.	TO	Blk.	Pts.	Avg.	HI	
1977-78	81	2779	496	998	.497	-	-	-	115	161	714	41	198	239	553	259	3	138	251	7	1107	13.7	29
1978-79	82	3145	623	1149	.542	-	-	-	158	204	775	48	183	231	737	250	6	201	231	17	1404	17.1	29
1979-80	82	3266	624	1209	.516	1	8	125	197	253	779	52	177	229	647	241	1	147	288	14	1446	17.6	30
1980-81	79	2962	576	1210	.476	2	12	167	196	252	778	64	168	232	696	226	2	146	285	11	1350	17.1	30
1981-82	82	3024	628	1274	.493	3	12	250	181	224	808	38	138	176	652	264	3	132	238	7	1440	17.6	28
1982-83	79	2711	533	1123	.475	0	13	.000	125	168	744	61	144	205	566	176	1	104	237	4	1191	15.1	27
TOT	485	17847	3480	6963	.500	6	45	.133	972	1262	770	304	1008	1312	3846	1416	16	868	1530	60	7938	16.4	-

PLAYOFFS

G	Min.	FG	FGA	Pct.	3FG	3FGA	PCT	FT	FTA	Pct.	Off.	Def.	Tot.	Ast.	PF	Do.	StL.	TO	Blk.	Pts.	Avg.	HI	
1977-78	3	92	11	24	.458	-	-	2	3	.667	-	9	16	-	-	-	4	-	1	24	8.0	-	
1978-79	8	327	56	119	.471	-	-	11	15	.733	-	28	94	-	-	-	11	-	0	123	15.4	-	
1979-80	16	648	114	239	.477	1	5	200	41	51	804	13	43	56	125	-	-	32	49	3	270	16.9	-
1980-81	3	133	25	49	.510	0	0	.000	8	10	800	1	10	11	26	-	-	1	5	1	58	19.3	-
1981-82	14	549	121	253	.478	1	3	.333	43	57	754	13	30	43	114	-	-	23	34	2	286	20.4	-
1982-83	14	538	113	237	.477	3	7	.429	37	50	740	13	35	48	90	-	-	18	34	1	266	19.0	-
TOT	58	2287	440	921	.478	5	15	.333	142	186	763	40	118	195	465	-	-	89	122	8	1027	17.7	-

LAMAR ODOM - 6-10, 230 - RHODE ISLAND

NOVEMBER 6, 1979

REGULAR SEASON

G	Min.	FG	FGA	Pct.	3FG	3FGA	PCT	FT	FTA	Pct.	Off.	Def.	Tot.	Ast.	PF	Do.	StL.	TO	Blk.	Pts.	Avg.	HI	
2004-05	64	2320	466	774	.473	36	117	308	207	298	695	134	519	653	238	211	3	42	161	65	975	15.2	28
2005-06	80	3221	645	925	.481	80	215	372	216	313	690	181	557	738	443	256	4	75	213	64	1186	14.8	27
2006-07	56	2022	319	681	.468	54	182	297	198	283	700	102	445	547	270	182	5	53	163	32	890	15.9	34
2007-08	77	2921	417	795	.525	31	113	274	229	328	698	197	622	819	273	222	3	75	156	72	1094	14.2	31
2008-09	78	2316	346	703	.492	33	103	320	160	257	623	176	461	637	204	235	5	77	138	98	885	11.3	28
2009-10	82	2585	342	739	.463	58	182	319	140	202	693	184	618	802	267	227	1	75	150	59	882	10.8	26
2010-11	82	2639	473	893	.530	68	178	382	166	246	675	175	535	710	249	200	1	47	139	61	1180	14.4	29
TOT	519	18204	2708	5510	.491	360	1090	330	1316	1927	683	1149	3757	4906	1944	1533	22	444	1120	451	7092	13.7	-

PLAYOFFS

G	Min.	FG	FGA	Pct.	3FG	3FGA	PCT	FT	FTA	Pct.	Off.	Def.	Tot.	Ast.	PF	Do.	StL.	TO	Blk.	Pts.	Avg.	HI	
2005-06	7	314	49	99	.495	6	30	200	30	45	667	15	62	77	34	-	-	3	23	8	134	19.1	-
2006-07	5	192	41	85	.482	3	11	273	12	24	500	20	45	65	11	-	-	2	10	6	97	19.4	-
2007-08	21	786	107	218	.491	3	11	273	84	127	661	47	162	209	62	-	-	14	47	27	301	14.3	-
2008-09	23	735	108	206	.524	18	35	514	49	80	613	64	146	210	42	-	-	16	39	31	283	12.3	-
2009-10	23	667	91	194	.469	10	41	244	30	50	600	60	138	198	46	-	-	15	28	21	222	9.7	-
2010-11	10	286	45	98	.459	4	20	200	27	38	711	13	52	65	21	-	-	2	15	4	121	12.1	-
TOT	89	2980	441	900	.490	44	148	297	232	364	637	219	605	824	216	-	-	52	162	97	1158	13.0	-

JAWANN OLDHAM - 7-0, 220 - SEATTLE

JULY 4, 1957

REGULAR SEASON

G	Min.	FG	FGA	Pct.	3FG	3FGA	PCT	FT	FTA	Pct.	Off.	Def.	Tot.	Ast.	PF	Do.	StL.	TO	Blk.	Pts.	Avg.	HI	
1989-90	3	9	2	3	.667	0	0	-	1	2	500	0	1	1	1	3	0	0	1	0	5	1.7	3

SHAQUILLE O'NEAL - 7-1, 340 - LOUISIANA STATE

MARCH 6, 1972

REGULAR SEASON

G	Min.	FG	FGA	Pct.	3FG	3FGA	PCT	FT	FTA	Pct.	Off.	Def.	Tot.	Ast.	PF	Do.	StL.	TO	Blk.	Pts.	Avg.	HI	
1996-97	51	1941	552	991	.557	0	4	.000	232	479	484	195	445	640	159	180	2	46	146	147	1336	26.2	42
1997-98	60	2175	670	1147	.584	0	0	-	359	681	527	208	473	681	142	193	1	39	175	144	1699	28.3	50
1998-99	49	1705	510	885	.576	0	1	.000	269	498	540	187	338	525	114	155	4	36	122	82	1289	26.3	38
1999-00	79	3163	956	1665	.574	0	1	.000	432	824	524	336	742	1078	299	255	2	36	223	239	2344	29.7	61
2000-01	74	2924	813	1422	.572	0	2	.000	499	972	513	291	649	940	277	256	6	47	218	204	2125	28.7	41
2001-02	67	2422	712	1229	.579	0	1	.000	398	717	555	235	480	715	200	199	2	41	171	137	1822	27.2	46
2002-03	67	2535	695	1211	.574	0	0	-	451	725	622	259	483	742	206	229	4	38	196	159	1841	27.5	48
2003-04	67	2464	554	948	.584	0	0	-	331	676	490	246	523	769	196	225	3	34	195	166	1439	21.5	37
TOT	514	19329	5462	9498	.575	0	9	.000	2971	5572	533	1957	4133	6090	1593	1692	24	317	1446	1278	13895	27.0	-

PLAYOFFS

G	Min.	FG	FGA	Pct.	3FG	3FGA	PCT	FT	FTA	Pct.	Off.	Def.	Tot.	Ast.	PF	Do.	StL.	TO	Blk.	Pts.	Avg.	HI	
1996-97	9	325	89	173	.514	0	0	-	64	105	610	38	57	95	29	-	-	5	22	17	242	26.9	-
1997-98	13	501	158	258	.612	0	0	-	80	159	503	48	84	132	38	-	-	7	43	34	396	30.5	-
1998-99	8	315	79	155	.510	0	0	-	55	118	466	44	49	93	18	-	-	7	18	23	213	26.6	-
1999-00	23	1000	286	505	.566	0	0	-	135	296	456	119	236	355	71	-	-	13	56	57	707	30.7	-
2000-01	16	676	191	344	.555	0	0	-	105	200	525	91	156	247	51	-	-	7	57	38	487	30.4	-
2001-02	19	776	203	384	.530	0	0	-	135	208	649	67	172	239	54	-	-	10	62	48	541	28.5	-
2002-03																							

ALL-TIME ROSTER WITH STATISTICS



KEITH OWENS - 6-7, 225 - UCLA

MAY 31, 1969

REGULAR SEASON

G	Min.	FG	FGA	Pct.	3FG	3FGA	PCT	FT	FTA	Pct.	Off.	Def.	Tot.	Ast.	PF	Dq.	Stl.	TO	Blk.	Pts.	Avg.	Hi	
1991-92	20	80	9	32	.281	0	0	-	8	10	.800	8	7	15	3	11	0	5	2	4	26	1.3	8

JANNERO PARGO - 6-1, 175 - ARKANSAS

OCTOBER 22, 1979

REGULAR SEASON

G	Min.	FG	FGA	Pct.	3FG	3FGA	PCT	FT	FTA	Pct.	Off.	Def.	Tot.	Ast.	PF	Dq.	Stl.	TO	Blk.	Pts.	Avg.	Hi	
2002-03	34	342	37	93	.398	7	24	.292	4	4	1.000	9	28	37	39	45	0	13	23	2	85	2.5	18
2003-04	13	63	6	16	.375	2	4	.500	0	0	-	0	6	6	11	5	0	2	12	0	14	1.1	5
TOT	47	405	43	109	.395	9	28	.321	4	4	1.000	9	34	43	50	50	0	15	35	2	99	2.1	-

PLAYOFFS

G	Min.	FG	FGA	Pct.	3FG	3FGA	PCT	FT	FTA	Pct.	Off.	Def.	Tot.	Ast.	PF	Dq.	Stl.	TO	Blk.	Pts.	Avg.	Hi	
2002-03	11	129	8	24	.333	4	15	.267	3	4	.750	3	6	9	14	-	-	8	7	1	23	2.1	-

WILLIAM "SMUSH" PARKER - 6-4, 180 - FORDHAM

JUNE 1, 1981

REGULAR SEASON

G	Min.	FG	FGA	Pct.	3FG	3FGA	PCT	FT	FTA	Pct.	Off.	Def.	Tot.	Ast.	PF	Dq.	Stl.	TO	Blk.	Pts.	Avg.	Hi	
2005-06	82	2773	348	779	.447	120	328	.366	125	180	.694	37	234	271	302	213	1	140	147	16	941	11.5	24
2006-07	82	2457	342	785	.436	110	301	.365	113	175	.646	45	161	206	228	211	4	119	153	10	907	11.1	26
TOT	164	5230	690	1564	.441	230	629	.366	238	355	.670	82	395	477	530	424	5	259	300	26	1848	11.3	-

PLAYOFFS

G	Min.	FG	FGA	Pct.	3FG	3FGA	PCT	FT	FTA	Pct.	Off.	Def.	Tot.	Ast.	PF	Dq.	Stl.	TO	Blk.	Pts.	Avg.	Hi
2005-06	7	258	24	72	.333	4	26	.154	10	10	1.000	9	12	21	11	-	15	12	1	62	8.9	-
2006-07	5	59	3	14	.214	1	6	.167	4	4	1.000	4	3	7	3	-	3	3	1	11	2.2	-
TOT	12	317	27	86	.314	5	32	.156	14	14	1.000	13	15	28	14	-	18	15	2	73	6.1	-

MYLES PATRICK - 6-8, 220 - AUBURN

NOVEMBER 16, 1954

REGULAR SEASON

G	Min.	FG	FGA	Pct.	3FG	3FGA	PCT	FT	FTA	Pct.	Off.	Def.	Tot.	Ast.	PF	Dq.	Stl.	TO	Blk.	Pts.	Avg.	Hi	
1980-81	3	9	2	5	.400	0	0	-	1	2	.500	1	1	2	1	3	0	0	1	0	5	1.7	3

RUBEN PATTERSON - 6-6, 227 - CINCINNATI

JULY 3, 1975

REGULAR SEASON

G	Min.	FG	FGA	Pct.	3FG	3FGA	PCT	FT	FTA	Pct.	Off.	Def.	Tot.	Ast.	PF	Dq.	Stl.	TO	Blk.	Pts.	Avg.	Hi	
1998-99	24	144	21	51	.412	1	6	.167	22	31	.710	17	13	30	2	16	0	5	12	3	65	2.7	11

PLAYOFFS

G	Min.	FG	FGA	Pct.	3FG	3FGA	PCT	FT	FTA	Pct.	Off.	Def.	Tot.	Ast.	PF	Dq.	Stl.	TO	Blk.	Pts.	Avg.	Hi	
1998-99	3	5	0	1	.000	0	0	-	0	0	-	0	0	0	0	-	-	0	1	0	0	0.0	-

JIM PAXSON - 6-6, 200 - DAYTON

DECEMBER 19, 1932

REGULAR SEASON

G	Min.	FG	FGA	Pct.	3FG	3FGA	PCT	FT	FTA	Pct.	Off.	Def.	Tot.	Ast.	PF	Dq.	Stl.	TO	Blk.	Pts.	Avg.	Hi	
1956-57	71	1274	138	485	.285	-	-	-	170	236	.720	-	-	266	86	163	3	-	-	-	446	6.3	-

PLAYOFFS

G	Min.	FG	FGA	Pct.	3FG	3FGA	PCT	FT	FTA	Pct.	Off.	Def.	Tot.	Ast.	PF	Dq.	Stl.	TO	Blk.	Pts.	Avg.	Hi	
1956-57	5	54	9	27	.333	-	-	-	7	14	.500	-	-	14	3	-	-	-	-	-	25	5.0	-

GARY PAYTON - 6-4, 190 - OREGON STATE

JULY 23, 1968

REGULAR SEASON

G	Min.	FG	FGA	Pct.	3FG	3FGA	PCT	FT	FTA	Pct.	Off.	Def.	Tot.	Ast.	PF	Dq.	Stl.	TO	Blk.	Pts.	Avg.	Hi	
2003-04	82	2825	482	1024	.471	55	165	.333	180	252	.714	72	270	342	449	169	0	96	151	19	1199	14.6	30

PLAYOFFS

G	Min.	FG	FGA	Pct.	3FG	3FGA	PCT	FT	FTA	Pct.	Off.	Def.	Tot.	Ast.	PF	Dq.	Stl.	TO	Blk.	Pts.	Avg.	Hi	
2003-04	22	773	68	186	.366	14	56	.250	21	28	.750	19	53	72	116	-	-	23	28	4	171	7.8	-

ANTHONY PEELER - 6-4, 215 - MISSOURI

NOVEMBER 25, 1969

REGULAR SEASON

G	Min.	FG	FGA	Pct.	3FG	3FGA	PCT	FT	FTA	Pct.	Off.	Def.	Tot.	Ast.	PF	Dq.	Stl.	TO	Blk.	Pts.	Avg.	Hi	
1992-93	77	1658	297	634	.468	46	118	.390	162	206	.786	64	115	179	166	193	0	60	123	14	802	10.4	25
1993-94	30	923	176	409	.430	14	63	.222	57	71	.803	48	61	109	94	93	0	43	59	8	423	14.1	28
1994-95	73	1559	285	659	.432	84	216	.389	102	128	.797	62	106	168	122	143	1	52	82	13	756	10.4	27
1995-96	73	1608	272	602	.452	105	254	.413	61	86	.709	45	92	137	118	139	0	59	56	10	710	9.7	25
TOT	253	5746	1030	2304	.447	249	651	.382	382	491	.778	219	374	593	500	568	1	214	320	45	2691	10.6	-

PLAYOFFS

G	Min.	FG	FGA	Pct.	3FG	3FGA	PCT	FT	FTA	Pct.	Off.	Def.	Tot.	Ast.	PF	Dq.	Stl.	TO	Blk.	Pts.	Avg.	Hi
1994-95	10	268	32	79	.405	8	31	.258	17	22	.773	8	20	28	25	-	10	12	2	89	8.9	-
1995-96	3	72	9	27	.333	6	14	.429	4	4	1.000	2	6	8	3	-	6	3	0	28	9.3	-
TOT	13	340	41	106	.738	14	45	.687	21	26	.808	10	26	36	28	-	16	15	2	117	9.0	-





ALL-TIME ROSTER WITH STATISTICS

MIKE PENBERTHY - 6-3, 185 - THE MASTERS COLLEGE

NOVEMBER 29, 1974

REGULAR SEASON

	G	Min.	FG	FGA	Pct.	3FG	3FGA	PCT	FT	FTA	Pct.	Off.	Def.	Tot.	Ast.	PF	Do.	StL.	TO	Blk.	Pts.	Avg.	HI
2000-01	53	2504	368	744	.495	18	64	.281	229	279	.821	167	371	538	108	247	2	64	103	78	983	13.5	32
2001-02	3	12	1	2	.500	0	0	-	3	4	.750	0	2	2	2	0	0	2	0	0	5	1.7	2
TOT	56	863	93	224	.415	55	139	.396	31	35	.886	10	55	65	73	57	0	24	34	2	272	4.9	-

SAM PERKINS - 6-9, 255 - NORTH CAROLINA

JUNE 14, 1961

REGULAR SEASON

	G	Min.	FG	FGA	Pct.	3FG	3FGA	PCT	FT	FTA	Pct.	Off.	Def.	Tot.	Ast.	PF	Do.	StL.	TO	Blk.	Pts.	Avg.	HI
1990-91	73	2504	368	744	.495	18	64	.281	229	279	.821	167	371	538	108	247	2	64	103	78	983	13.5	32
1991-92	63	2332	361	803	.450	15	69	.217	304	372	.817	192	364	556	141	192	1	64	83	62	1041	16.5	29
1992-93	49	1589	242	527	.459	5	29	.172	184	222	.829	111	268	379	128	139	0	40	76	51	673	13.7	26
TOT	185	6425	971	2074	.456	38	162	.235	717	873	.821	470	1003	1473	377	578	3	168	262	191	2697	14.6	-

PLAYOFFS

	G	Min.	FG	FGA	Pct.	3FG	3FGA	PCT	FT	FTA	Pct.	Off.	Def.	Tot.	Ast.	PF	Do.	StL.	TO	Blk.	Pts.	Avg.	HI
1990-91	19	752	121	221	.548	11	30	.367	83	109	.761	41	116	157	33	-	-	15	37	27	336	17.7	-

JOHN PILCH - 6-3, 185 - WYOMING

JULY 11, 1925

REGULAR SEASON

	G	Min.	FG	FGA	Pct.	3FG	3FGA	PCT	FT	FTA	Pct.	Off.	Def.	Tot.	Ast.	PF	Do.	StL.	TO	Blk.	Pts.	Avg.	HI
1951-52	9	41	1	10	.100	-	-	-	3	6	.500	-	-	9	2	10	0	-	-	-	5	0.6	JIM

POLLARD - 6-4, 190 - STANFORD

JULY 9, 1922

REGULAR SEASON

	G	Min.	FG	FGA	Pct.	3FG	3FGA	PCT	FT	FTA	Pct.	Off.	Def.	Tot.	Ast.	PF	Do.	StL.	TO	Blk.	Pts.	Avg.	HI
1948-49	53	-	314	792	.396	-	-	-	156	227	.687	-	-	-	142	144	-	-	-	-	784	14.8	-
1949-50	66	-	394	1140	.346	-	-	-	185	242	.764	-	-	-	252	143	-	-	-	-	973	14.7	-
1950-51	54	-	256	728	.352	-	-	-	117	156	.750	-	-	-	484	184	157	4	-	-	629	11.6	-
1951-52	65	2545	411	1155	.356	-	-	-	183	260	.704	-	-	-	593	234	199	4	-	-	1005	15.5	-
1952-53	66	2403	333	933	.357	-	-	-	193	251	.769	-	-	-	452	231	194	3	-	-	859	13.0	-
1953-54	71	2483	326	882	.370	-	-	-	179	230	.778	-	-	-	500	214	161	0	-	-	831	11.7	-
1954-55	63	1960	265	749	.354	-	-	-	151	186	.812	-	-	-	458	160	147	3	-	-	681	10.8	-
TOT	438	9391	2299	6379	.360	-	-	-	1164	1552	.750	-	-	2487	1417	1145	14	-	-	-	5762	13.2	-

PLAYOFFS

	G	Min.	FG	FGA	Pct.	3FG	3FGA	PCT	FT	FTA	Pct.	Off.	Def.	Tot.	Ast.	PF	Do.	StL.	TO	Blk.	Pts.	Avg.	HI
1948-49	10	-	43	147	.293	-	-	-	44	62	.710	-	-	-	39	-	-	-	-	-	130	13.0	-
1949-50	12	-	50	175	.286	-	-	-	44	62	.710	-	-	-	56	-	-	-	-	-	144	12.0	-
1950-51	7	-	35	108	.324	-	-	-	25	30	.833	-	-	-	62	27	-	-	-	-	95	13.6	-
1951-52	11	469	70	173	.405	-	-	-	37	50	.740	-	-	-	71	33	-	-	-	-	177	16.1	-
1952-53	12	455	62	167	.371	-	-	-	48	62	.774	-	-	-	86	49	-	-	-	-	172	14.3	-
1953-54	13	543	56	155	.361	-	-	-	48	60	.800	-	-	-	110	41	-	-	-	-	160	12.3	-
1954-55	7	257	33	104	.317	-	-	-	33	46	.717	-	-	-	78	14	-	-	-	-	99	14.1	-
TOT	72	1724	349	1029	.339	-	-	-	279	372	.750	-	-	407	259	-	-	-	-	-	977	13.6	-

JOSH POWELL - 6-9, 240 - NORTH CAROLINA STATE

JANUARY 25, 1983

REGULAR SEASON

	G	Min.	FG	FGA	Pct.	3FG	3FGA	PCT	FT	FTA	Pct.	Off.	Def.	Tot.	Ast.	PF	Do.	StL.	TO	Blk.	Pts.	Avg.	HI
2008-09	60	703	106	239	.444	0	0	-	38	50	.760	71	105	176	27	98	0	9	51	17	250	4.2	17
2009-10	63	581	71	194	.366	7	16	.438	20	31	.645	44	72	116	35	71	0	9	33	6	169	2.7	14
TOT	123	1284	177	433	.409	7	16	.438	58	81	.716	115	177	292	62	169	0	18	84	23	419	3.4	-

PLAYOFFS

	G	Min.	FG	FGA	Pct.	3FG	3FGA	PCT	FT	FTA	Pct.	Off.	Def.	Tot.	Ast.	PF	Do.	StL.	TO	Blk.	Pts.	Avg.	HI
2008-09	14	73	11	26	.423	1	1	1.000	6	6	1.000	7	10	17	4	-	-	0	4	1	29	2.1	-
2009-10	13	40	3	8	.375	0	1	.000	3	4	.750	2	4	6	1	-	-	0	1	0	9	0.7	-
TOT	27	113	14	34	.412	1	2	.500	9	10	.900	9	14	23	5	-	-	0	5	1	38	1.4	-

JIM PRICE - 6-2, 195 - LOUISVILLE

NOVEMBER 27, 1949

REGULAR SEASON

	G	Min.	FG	FGA	Pct.	3FG	3FGA	PCT	FT	FTA	Pct.	Off.	Def.	Tot.	Ast.	PF	Do.	StL.	TO	Blk.	Pts.	Avg.	HI
1972-73	59	828	158	359	.440	-	-	-	60	73	.822	-	-	115	97	119	1	-	-	-	376	6.4	-
1973-74	82	2628	538	1197	.449	-	-	-	187	234	.799	120	258	378	369	229	2	157	-	29	1263	15.4	31
1974-75	9	339	75	167	.449	-	-	-	41	45	.911	17	26	43	63	36	1	21	-	3	191	21.2	27
1978-79	75	1207	171	344	.497	-	-	-	55	79	.696	26	97	123	218	128	0	66	100	12	397	5.3	19
TOT	225	5002	942	2067	.458	-	-	-	343	431	.796	163	381	659	747	512	4	244	100	44	2227	9.9	-

PLAYOFFS

	G	Min.	FG	FGA	Pct.	3FG	3FGA	PCT	FT	FTA	Pct.	Off.	Def.	Tot.	Ast.	PF	Do.	StL.	TO	Blk.	Pts.	Avg.	HI
1972-73	3	16	3	11	.273	-	-	-	-	-	-	-	-	4	2	-	-	-	-	-	6	2.0	-
1973-74	5	161	25	66	.379	-	-	-	9	13	.692	-	-	19	13	-	-	-	-	-	59	11.8	-
1978-79	8	128	9	30	.300	-	-	-	2	4	.500	-	-	8	18	-	-	-	-	-	20	2.5	-
TOT	16	305	37	107	.346	-	-	-	11	17	.647	-	-	31	33	-	-	-	-	-	85	5.3	-



ALL-TIME ROSTER WITH STATISTICS



LARON PROFIT - 6-5, 204 - MARYLAND

AUGUST 5, 1977

REGULAR SEASON

G	Min.	FG	FGA	Pct.	3FG	3FGA	PCT	FT	FTA	Pct.	Off.	Def.	Tot.	Ast.	PF	Dq.	Stl.	TO	Blk.	Pts.	Avg.	Hi	
2005-06	25	279	40	84	.476	3	18	.167	21	24	.875	8	35	43	15	25	0	11	24	5	104	4.2	14

VLADIMIR RADMANOVIC - 6-10, 235 - SERBIA AND MONTENEGRO

NOVEMBER 19, 1980

REGULAR SEASON

G	Min.	FG	FGA	Pct.	3FG	3FGA	PCT	FT	FTA	Pct.	Off.	Def.	Tot.	Ast.	PF	Dq.	Stl.	TO	Blk.	Pts.	Avg.	Hi	
2006-07	55	986	134	316	.424	40	118	.339	53	73	.726	53	127	180	66	125	2	25	69	18	361	6.6	27
2007-08	65	1483	198	437	.453	95	234	.406	52	65	.800	56	159	215	123	147	1	46	73	12	543	8.4	21
2008-09	46	771	95	214	.444	60	136	.441	23	27	.852	18	99	117	38	51	0	28	47	7	273	5.9	18
TOT	166	3240	427	967	.442	195	488	.400	128	165	.776	127	385	512	227	323	3	99	189	37	1177	7.1	-

PLAYOFFS

G	Min.	FG	FGA	Pct.	3FG	3FGA	PCT	FT	FTA	Pct.	Off.	Def.	Tot.	Ast.	PF	Dq.	Stl.	TO	Blk.	Pts.	Avg.	Hi	
2007-08	21	481	67	151	.444	29	78	.372	5	6	.833	23	57	80	31	-	-	13	21	1	168	8.0	-

KURT RAMBIS - 6-8, 215 - SANTA CLARA

FEBRUARY 25, 1958

REGULAR SEASON

G	Min.	FG	FGA	Pct.	3FG	3FGA	PCT	FT	FTA	Pct.	Off.	Def.	Tot.	Ast.	PF	Dq.	Stl.	TO	Blk.	Pts.	Avg.	Hi	
1981-82	64	1131	118	228	.516	0	1	.000	59	117	.504	116	232	348	56	167	2	60	77	76	295	4.6	16
1982-83	78	1806	235	413	.569	0	2	.000	114	166	.687	164	367	531	90	233	2	105	145	63	584	7.5	21
1983-84	47	743	63	113	.558	0	0	-	42	66	.636	82	184	266	34	108	0	30	56	14	168	3.6	10
1984-85	82	1617	181	327	.554	0	0	-	68	103	.660	164	364	528	69	211	0	82	97	47	430	5.2	18
1985-86	74	1573	160	269	.595	0	0	-	88	122	.721	156	361	517	69	198	0	66	97	33	408	5.5	17
1986-87	78	1514	163	313	.521	0	0	-	120	157	.764	159	294	453	63	201	1	74	104	41	446	5.7	16
1987-88	70	845	102	186	.548	0	0	-	73	93	.785	103	165	268	54	103	0	39	59	13	277	4.0	17
1993-94	50	635	59	114	.518	0	1	.000	46	71	.648	84	105	189	32	89	0	22	26	23	164	3.3	13
1994-95	26	195	18	35	.514	0	0	-	8	12	.667	10	24	34	16	35	0	3	8	9	44	1.7	9
TOT	569	10059	1099	1998	.550	0	4	.000	618	907	.681	1038	2096	3134	483	1345	5	481	669	319	2816	4.9	-

PLAYOFFS

G	Min.	FG	FGA	Pct.	3FG	3FGA	PCT	FT	FTA	Pct.	Off.	Def.	Tot.	Ast.	PF	Dq.	Stl.	TO	Blk.	Pts.	Avg.	Hi	
1981-82	14	279	33	64	.516	0	0	-	16	26	.615	32	54	86	11	-	8	17	12	82	5.9	-	
1982-83	15	377	45	79	.570	0	0	-	23	35	.657	27	63	90	19	-	-	13	23	16	113	7.5	-
1983-84	21	428	60	92	.652	0	0	-	21	33	.636	33	88	121	14	-	-	10	22	10	141	6.7	-
1984-85	19	375	48	81	.593	0	0	-	19	28	.679	42	87	129	17	-	-	18	19	9	115	6.1	-
1985-86	14	267	27	45	.600	0	0	-	13	18	.722	26	57	83	14	-	-	10	18	7	67	4.8	-
1986-87	17	215	24	41	.585	0	0	-	31	34	.912	16	51	67	9	-	-	8	13	3	79	4.6	-
1987-88	19	186	21	34	.618	0	0	-	9	13	.692	13	38	51	9	-	-	5	8	2	51	2.7	-
TOT	119	2127	258	436	.592	0	0	-	132	187	.706	189	438	627	93	-	-	72	120	59	648	5.4	-

THEO RATLIFF - 6-10, 235 - WYOMING

APRIL 17, 1973

REGULAR SEASON

G	Min.	FG	FGA	Pct.	3FG	3FGA	PCT	FT	FTA	Pct.	Off.	Def.	Tot.	Ast.	PF	Dq.	Stl.	TO	Blk.	Pts.	Avg.	Hi	
2010-11	12	44	2	12	.167	0	0	-	2	2	1.000	2	16	18	3	10	0	0	3	4	6	0.5	2

PLAYOFFS

G	Min.	FG	FGA	Pct.	3FG	3FGA	PCT	FT	FTA	Pct.	Off.	Def.	Tot.	Ast.	PF	Dq.	Stl.	TO	Blk.	Pts.	Avg.	Hi	
2010-11	1	1	0	0	-	0	0	-	0	0	-	0	1	1	0	-	0	0	0	0	0	0.0	-

HUBERT REED - 6-9, 220 - OKLAHOMA CITY

OCTOBER 4, 1936

REGULAR SEASON

G	Min.	FG	FGA	Pct.	3FG	3FGA	PCT	FT	FTA	Pct.	Off.	Def.	Tot.	Ast.	PF	Dq.	Stl.	TO	Blk.	Pts.	Avg.	Hi	
1963-64	46	386	33	91	.363	-	-	-	10	15	.667	-	-	107	23	73	0	-	-	-	76	1.7	-

PLAYOFFS

G	Min.	FG	FGA	Pct.	3FG	3FGA	PCT	FT	FTA	Pct.	Off.	Def.	Tot.	Ast.	PF	Dq.	Stl.	TO	Blk.	Pts.	Avg.	Hi
1963-64	1	12	2	4	.500	-	-	-	0	2	.000	-	-	2	0	-	-	-	-	4	4.0	-

J.R.REID - 6-10, 250 - NORTH CAROLINA

MARCH 31, 1968

REGULAR SEASON

G	Min.	FG	FGA	Pct.	3FG	3FGA	PCT	FT	FTA	Pct.	Off.	Def.	Tot.	Ast.	PF	Dq.	Stl.	TO	Blk.	Pts.	Avg.	Hi	
1998-99	25	473	44	108	.407	0	1	.000	38	53	.717	24	75	99	23	72	1	15	23	0	126	5.0	15

PLAYOFFS

G	Min.	FG	FGA	Pct.	3FG	3FGA	PCT	FT	FTA	Pct.	Off.	Def.	Tot.	Ast.	PF	Dq.	Stl.	TO	Blk.	Pts.	Avg.	Hi
1998-99	8	178	10	28	.357	-	-	-	6	8	.750	9	33	42	3	-	4	2	5	26	3.3	-





ALL-TIME ROSTER WITH STATISTICS

GLEN RICE - 6-8, 221 - MICHIGAN

MAY 28, 1967

REGULAR SEASON

G	Min.	FG	FGA	Pct.	3FG	3FGA	PCT	FT	FTA	Pct.	Off.	Def.	Tot.	Ast.	PF	Do.	StL.	TO	Blk.	Pts.	Avg.	HI	
1998-99	27	985	171	396	.432	53	135	.393	77	90	.856	9	90	99	71	67	1	17	45	6	472	17.5	40
1999-00	80	2530	421	980	.430	84	229	.367	346	396	.874	56	271	327	176	179	0	47	114	12	1272	15.9	29
TOT	107	3515	592	1376	.430	137	364	.376	423	486	.870	65	361	426	247	246	1	64	159	18	1744	16.3	-

PLAYOFFS

G	Min.	FG	FGA	Pct.	3FG	3FGA	PCT	FT	FTA	Pct.	Off.	Def.	Tot.	Ast.	PF	Do.	StL.	TO	Blk.	Pts.	Avg.	HI
1998-99	7	307	45	101	.446	10	28	.357	28	29	.967	4	23	27	11	-	5	9	1	128	18.3	40
1999-00	23	766	93	228	.408	28	67	.418	71	89	.798	10	82	92	48	-	15	36	4	285	12.4	-
TOT	30	1073	138	329	.419	38	95	.400	99	118	.839	14	105	119	59	-	20	45	5	413	13.8	-

MITCH RICHMOND - 6-5, 220 - KANSAS STATE

JUNE 30, 1965

REGULAR SEASON

G	Min.	FG	FGA	Pct.	3FG	3FGA	PCT	FT	FTA	Pct.	Off.	Def.	Tot.	Ast.	PF	Do.	StL.	TO	Blk.	Pts.	Avg.	HI	
2001-02	64	709	100	247	.405	18	62	.290	42	44	.955	14	80	94	57	61	0	18	40	6	260	4.1	13

PLAYOFFS

G	Min.	FG	FGA	Pct.	3FG	3FGA	PCT	FT	FTA	Pct.	Off.	Def.	Tot.	Ast.	PF	Do.	StL.	TO	Blk.	Pts.	Avg.	HI
2001-02	2	4	1	1	1.000	0	0	-	1	2	.500	0	1	1	0	-	0	1	0	3	1.5	-

ISALAH RIDER - 6-5, 215 - UNLV

MARCH 12, 1971

REGULAR SEASON

G	Min.	FG	FGA	Pct.	3FG	3FGA	PCT	FT	FTA	Pct.	Off.	Def.	Tot.	Ast.	PF	Do.	StL.	TO	Blk.	Pts.	Avg.	HI	
2000-01	67	1206	201	472	.426	34	92	.370	71	83	.855	44	112	156	111	105	0	27	98	7	507	7.6	24

PAT RILEY - 6-4, 205 - KENTUCKY

MARCH 20, 1945

REGULAR SEASON

G	Min.	FG	FGA	Pct.	3FG	3FGA	PCT	FT	FTA	Pct.	Off.	Def.	Tot.	Ast.	PF	Do.	StL.	TO	Blk.	Pts.	Avg.	HI	
1970-71	54	506	105	254	.413	-	-	-	56	87	.644	-	54	72	84	0	-	-	-	266	4.9	-	
1971-72	67	926	197	441	.447	-	-	-	55	74	.743	-	127	75	110	0	-	-	-	449	6.7	-	
1972-73	55	801	167	390	.428	-	-	-	65	82	.793	-	65	81	126	0	-	-	-	399	7.3	-	
1973-74	72	1361	287	667	.430	-	-	-	110	144	.764	38	90	128	148	173	1	54	-	3	684	9.5	22
1974-75	46	1016	219	523	.419	-	-	-	69	93	.742	25	60	85	121	128	0	36	-	4	507	11.0	38
1975-76	2	23	5	13	.385	-	-	-	1	3	.333	1	2	3	0	5	0	1	-	1	11	5.5	9
TOT	369	4633	1558	3596	.433	-	-	-	648	826	.785	64	152	673	918	859	1	91	-	8	3764	10.2	-

PLAYOFFS

G	Min.	FG	FGA	Pct.	3FG	3FGA	PCT	FT	FTA	Pct.	Off.	Def.	Tot.	Ast.	PF	Do.	StL.	TO	Blk.	Pts.	Avg.	HI
1970-71	7	135	29	69	.420	-	-	-	8	11	.727	-	15	14	-	-	-	-	-	66	9.4	-
1971-72	15	244	33	99	.333	-	-	-	12	16	.750	-	29	14	-	-	-	-	-	78	5.2	-
1972-73	7	53	9	27	.333	-	-	-	0	0	.000	-	5	7	-	-	-	-	-	18	2.6	-
1973-74	5	106	18	50	.360	-	-	-	3	4	.750	-	6	10	-	-	-	-	-	39	7.8	-
TOT	34	538	89	245	.363	-	-	-	23	31	.742	-	55	45	-	-	-	-	-	201	5.9	-

DAVID RIVERS - 6-0, 175 - NOTRE DAME

JANUARY 20, 1965

REGULAR SEASON

G	Min.	FG	FGA	Pct.	3FG	3FGA	PCT	FT	FTA	Pct.	Off.	Def.	Tot.	Ast.	PF	Do.	StL.	TO	Blk.	Pts.	Avg.	HI	
1988-89	47	440	49	122	.402	1	6	.167	35	42	.833	13	30	43	106	50	0	23	61	9	134	2.9	10

PLAYOFFS

G	Min.	FG	FGA	Pct.	3FG	3FGA	PCT	FT	FTA	Pct.	Off.	Def.	Tot.	Ast.	PF	Do.	StL.	TO	Blk.	Pts.	Avg.	HI
1988-89	6	33	4	12	.333	0	2	.000	7	8	.875	1	3	4	6	-	0	4	0	15	2.5	-

RICK ROBERSON - 6-9, 235 - CINCINNATI

JULY 7, 1947

REGULAR SEASON

G	Min.	FG	FGA	Pct.	3FG	3FGA	PCT	FT	FTA	Pct.	Off.	Def.	Tot.	Ast.	PF	Do.	StL.	TO	Blk.	Pts.	Avg.	HI
1969-70	74	2005	262	586	.447	-	-	-	120	212	.566	-	672	92	256	7	-	-	-	644	8.7	-
1970-71	65	909	125	301	.415	-	-	-	88	143	.615	-	304	47	125	1	-	-	-	338	5.2	-
TOT	139	2914	387	887	.436	-	-	-	208	355	.586	-	976	139	381	8	-	-	-	982	7.1	-

PLAYOFFS

G	Min.	FG	FGA	Pct.	3FG	3FGA	PCT	FT	FTA	Pct.	Off.	Def.	Tot.	Ast.	PF	Do.	StL.	TO	Blk.	Pts.	Avg.	HI
1969-70	9	61	8	18	.444	-	-	-	6	10	.600	-	16	0	-	-	-	-	-	22	2.4	-
1970-71	9	93	10	29	.345	-	-	-	4	7	.571	-	26	4	-	-	-	-	-	24	2.7	-
TOT	18	154	18	47	.383	-	-	-	10	17	.588	-	42	4	-	-	-	-	-	46	2.6	-

FRED ROBERTS - 6-10, 220 - BRIGHAM YOUNG

AUGUST 14, 1960

REGULAR SEASON

G	Min.	FG	FGA	Pct.	3FG	3FGA	PCT	FT	FTA	Pct.	Off.	Def.	Tot.	Ast.	PF	Do.	StL.	TO	Blk.	Pts.	Avg.	HI	
1995-96	33	317	48	97	.495	4	14	.286	22	28	.786	18	29	47	26	24	0	16	24	4	122	3.7	19

PLAYOFFS

G	Min.	FG	FGA	Pct.	3FG	3FGA	PCT	FT	FTA	Pct.	Off.	Def.	Tot.	Ast.	PF	Do.	StL.	TO	Blk.	Pts.	Avg.	HI
1995-96	1	3	0	2	.000	0	0	-	0	0	-	2	1	3	0	-	0	1	0	0	0.0	-



ALL-TIME ROSTER WITH STATISTICS



MARVIN ROBERTS - 6-8, 220 - UTAH STATE

JANUARY 29, 1950

REGULAR SEASON

G	Min.	FG	FGA	Pct.	3FG	3FGA	PCT	FT	FTA	Pct.	Off.	Def.	Tot.	Ast.	PF	Dq.	Stl.	TO	Blk.	Pts.	Avg.	Hi
1976-77	28	209	27	76	.355	-	-	4	6	.667	9	16	25	19	34	0	4	-	2	58	2.1	12

CLIFF ROBINSON - 6-9, 220 - USC

MARCH 13, 1960

REGULAR SEASON

G	Min.	FG	FGA	Pct.	3FG	3FGA	PCT	FT	FTA	Pct.	Off.	Def.	Tot.	Ast.	PF	Dq.	Stl.	TO	Blk.	Pts.	Avg.	Hi	
1991-92	9	78	11	27	.407	0	1	.000	7	8	.875	7	12	19	9	4	0	5	7	0	29	3.2	10

PLAYOFFS

G	Min.	FG	FGA	Pct.	3FG	3FGA	PCT	FT	FTA	Pct.	Off.	Def.	Tot.	Ast.	PF	Dq.	Stl.	TO	Blk.	Pts.	Avg.	Hi
1991-92	3	24	3	10	.300	0	0	-	5	8	.625	2	4	6	1	-	3	2	1	11	3.7	-

FLYNN ROBINSON - 6-1, 190 - WYOMING

APRIL 28, 1941

REGULAR SEASON

G	Min.	FG	FGA	Pct.	3FG	3FGA	PCT	FT	FTA	Pct.	Off.	Def.	Tot.	Ast.	PF	Dq.	Stl.	TO	Blk.	Pts.	Avg.	Hi
1971-72	64	1007	262	535	.490	-	-	-	111	129	.860	-	-	115	138	139	2	-	-	635	9.9	-
1972-73	6	47	14	28	.500	-	-	-	6	8	.750	-	-	7	8	11	0	-	-	34	5.7	-
TOT	70	1054	276	563	.490	-	-	-	117	137	.854	-	-	122	146	150	2	-	-	669	9.6	-

PLAYOFFS

G	Min.	FG	FGA	Pct.	3FG	3FGA	PCT	FT	FTA	Pct.	Off.	Def.	Tot.	Ast.	PF	Dq.	Stl.	TO	Blk.	Pts.	Avg.	Hi
1971-72	7	72	19	41	.463	-	-	-	7	10	.700	-	-	13	5	-	-	-	-	45	6.4	-

RUMEAL ROBINSON - 6-2, 195 - MICHIGAN

NOVEMBER 13, 1966

REGULAR SEASON

G	Min.	FG	FGA	Pct.	3FG	3FGA	PCT	FT	FTA	Pct.	Off.	Def.	Tot.	Ast.	PF	Dq.	Stl.	TO	Blk.	Pts.	Avg.	Hi	
1996-97	15	126	17	48	.354	6	23	.261	5	8	.625	2	8	10	13	12	0	5	11	2	45	3.0	10

JOHN ROCHE - 6-3, 170 - SOUTH CAROLINA

SEPTEMBER 26, 1949

REGULAR SEASON

G	Min.	FG	FGA	Pct.	3FG	3FGA	PCT	FT	FTA	Pct.	Off.	Def.	Tot.	Ast.	PF	Dq.	Stl.	TO	Blk.	Pts.	Avg.	Hi	
1975-76	15	52	3	14	.214	-	-	-	2	4	.500	0	3	3	6	7	0	0	-	0	8	0.5	4

DAVID ROBISCH - 6-10, 235 - KANSAS

DECEMBER 22, 1949

REGULAR SEASON

G	Min.	FG	FGA	Pct.	3FG	3FGA	PCT	FT	FTA	Pct.	Off.	Def.	Tot.	Ast.	PF	Dq.	Stl.	TO	Blk.	Pts.	Avg.	Hi	
1977-78	55	679	104	249	.418	-	-	-	50	65	.769	53	126	179	40	71	0	19	37	14	258	4.7	16
1978-79	80	1219	150	336	.446	-	-	-	86	115	.748	82	203	285	97	108	0	20	53	25	386	4.8	15
TOT	135	1898	254	585	.434	-	-	-	136	180	.756	135	329	464	137	179	0	39	90	39	644	4.8	-

PLAYOFFS

G	Min.	FG	FGA	Pct.	3FG	3FGA	PCT	FT	FTA	Pct.	Off.	Def.	Tot.	Ast.	PF	Dq.	Stl.	TO	Blk.	Pts.	Avg.	Hi
1977-78	3	47	13	24	.542	-	-	-	4	5	.800	-	-	12	1	-	-	-	-	30	10.0	-
1978-79	5	32	3	5	.600	-	-	-	2	2	1.000	-	-	10	2	-	-	-	-	8	1.6	-
TOT	8	79	16	29	.552	-	-	-	6	7	.857	-	-	22	3	-	-	-	-	38	4.8	-

DENNIS RODMAN - 6-7, 220 - SE OKLAHOMA STATE

MAY 31, 1961

REGULAR SEASON

G	Min.	FG	FGA	Pct.	3FG	3FGA	PCT	FT	FTA	Pct.	Off.	Def.	Tot.	Ast.	PF	Dq.	Stl.	TO	Blk.	Pts.	Avg.	Hi	
1998-99	23	657	16	46	.348	0	2	.000	17	39	.436	62	196	258	30	71	0	10	31	12	49	2.1	7

SEAN ROOKS - 6-10, 260 - ARIZONA

SEPTEMBER 9, 1969

REGULAR SEASON

G	Min.	FG	FGA	Pct.	3FG	3FGA	PCT	FT	FTA	Pct.	Off.	Def.	Tot.	Ast.	PF	Dq.	Stl.	TO	Blk.	Pts.	Avg.	Hi	
1996-97	69	735	87	185	.470	0	1	.000	91	130	.700	56	107	163	42	123	1	17	51	38	265	3.8	20
1997-98	41	425	46	101	.455	0	0	-	47	79	.595	46	72	118	24	68	0	2	19	23	139	3.4	15
1998-99	36	315	32	79	.405	0	2	.000	34	48	.708	33	39	72	9	61	0	2	21	9	98	2.7	11
TOT	146	1475	165	365	.452	0	3	.000	172	257	.669	135	218	353	75	252	1	21	91	70	502	3.4	-

PLAYOFFS

G	Min.	FG	FGA	Pct.	3FG	3FGA	PCT	FT	FTA	Pct.	Off.	Def.	Tot.	Ast.	PF	Dq.	Stl.	TO	Blk.	Pts.	Avg.	Hi	
1996-97	8	54	4	9	.444	0	0	-	6	8	.750	5	7	12	1	-	-	-	3	3	14	1.8	-
1997-98	4	11	2	6	.333	0	0	-	0	0	-	1	0	1	0	-	0	0	3	4	1.0	-	
1998-99	7	48	2	6	.333	0	0	-	5	6	.833	1	2	3	-	-	0	1	1	9	1.3	-	
TOT	19	113	8	21	.381	0	0	-	11	14	.786	7	8	15	4	-	-	3	4	7	2.7	-	

KAREEM RUSH - 6-6, 215 - MISSOURI

OCTOBER 30, 1980

REGULAR SEASON

G	Min.	FG	FGA	Pct.	3FG	3FGA	PCT	FT	FTA	Pct.	Off.	Def.	Tot.	Ast.	PF	Dq.	Stl.	TO	Blk.	Pts.	Avg.	Hi	
2002-03	76	872	96	244	.393	19	68	.279	16	23	.696	26	68	94	68	71	0	10	63	11	227	3.0	11
2003-04	72	1244	190	432	.440	48	138	.348	31	52	.596	20	77	97	59	109	0	33	48	20	459	6.4	30
2004-05	14	91	4	20	.200	2	10	.200	2	2	1.000	3	7	10	3	-	-	2	3	1	12	0.9	4
TOT	162	2207	290	696	.417	69	216	.319	49	77	.636	49	152	201	130	187	0	45	114	32	698	4.3	-

PLAYOFFS

G	Min.	FG	FGA	Pct.	3FG	3FGA	PCT	FT	FTA	Pct.	Off.	Def.	Tot.	Ast.	PF	Dq.	Stl.	TO	Blk.	Pts.	Avg.	Hi	
2002-03	9	64	11	29	.379	4	11	.364	4	4	1.000	2	1	3	2	-	-	1	3	0	30	3.3	-
2003-04	22	315	30	78	.385	20	50	.400	2	3	.667	0	16	16	17	-	-	10	14	3	82	3.7	-
TOT	31	379	41	107	.383	24	61	.393	6	7	.857	2	17	19	19	-	-	11	17	3	112	3.6	-





ALL-TIME ROSTER WITH STATISTICS

BRYON RUSSELL - 6-7, 225 - LONG BEACH STATE

DECEMBER 31, 1970

REGULAR SEASON

G	Min.	FG	FGA	Pct.	3FG	3FGA	PCT	FT	FTA	Pct.	Off.	Def.	Tot.	Ast.	PF	Do.	StL.	TO	Blk.	Pts.	Avg.	HI	
2003-04	72	945	98	244	.402	43	112	.384	50	65	.769	32	114	146	71	110	0	32	37	12	289	4.0	17

PLAYOFFS

G	Min.	FG	FGA	Pct.	3FG	3FGA	PCT	FT	FTA	Pct.	Off.	Def.	Tot.	Ast.	PF	Do.	StL.	TO	Blk.	Pts.	Avg.	HI	
2003-04	6	16	0	3	.000	0	2	.000	0	0	-	1	0	1	2	-	-	1	0	0	0	0.0	-

CAZZIE RUSSEL - 6-5, 220 - MICHIGAN

JUNE 7, 1944

REGULAR SEASON

G	Min.	FG	FGA	Pct.	3FG	3FGA	PCT	FT	FTA	Pct.	Off.	Def.	Tot.	Ast.	PF	Do.	StL.	TO	Blk.	Pts.	Avg.	HI	
1974-75	40	1055	264	580	.455	-	-	-	101	113	.894	34	81	115	109	56	0	27	-	2	629	15.7	30
1975-76	74	1625	371	802	.463	-	-	-	132	148	.892	50	133	183	122	122	0	53	-	3	874	11.8	33
1976-77	82	2583	578	1179	.490	-	-	-	188	219	.858	86	208	294	210	163	1	86	-	7	1344	16.4	35
TOT	196	5263	1213	2561	.474	-	-	-	421	480	.877	170	422	592	441	341	1	166	-	12	2847	14.5	-

PLAYOFFS

G	Min.	FG	FGA	Pct.	3FG	3FGA	PCT	FT	FTA	Pct.	Off.	Def.	Tot.	Ast.	PF	Do.	StL.	TO	Blk.	Pts.	Avg.	HI	
1976-77	11	382	65	157	.414	-	-	-	44	50	.880	-	-	48	25	-	-	-	-	-	174	15.8	-

ROBERT SACRE - 7-0, 260 - GONZAGA

JUNE 6, 1989

REGULAR SEASON

G	Min.	FG	FGA	Pct.	3FG	3FGA	PCT	FT	FTA	Pct.	Off.	Def.	Tot.	Ast.	PF	Do.	StL.	TO	Blk.	Pts.	Avg.	HI	
2012-13	32	203	18	48	.375	0	0	-	7	11	.636	9	25	34	6	38	1	0	10	10	43	1.3	10

PLAYOFFS

G	Min.	FG	FGA	Pct.	3FG	3FGA	PCT	FT	FTA	Pct.	Off.	Def.	Tot.	Ast.	PF	Do.	StL.	TO	Blk.	Pts.	Avg.	HI	
2012-13	2	4	0	1	.000	0	0	-	0	0	-	0	2	2	0	0	0	1	0	0	0	0.0	-

JOHN SALLEY - 6-11, 250 - GEORGIA TECH

MAY 16, 1964

REGULAR SEASON

G	Min.	FG	FGA	Pct.	3FG	3FGA	PCT	FT	FTA	Pct.	Off.	Def.	Tot.	Ast.	PF	Do.	StL.	TO	Blk.	Pts.	Avg.	HI	
1999-00	45	303	25	69	.362	0	0	-	21	28	.750	20	45	65	26	67	1	8	18	14	71	1.6	8

PLAYOFFS

G	Min.	FG	FGA	Pct.	3FG	3FGA	PCT	FT	FTA	Pct.	Off.	Def.	Tot.	Ast.	PF	Do.	StL.	TO	Blk.	Pts.	Avg.	HI	
1999-00	18	78	5	13	.385	0	0	-	7	10	.700	9	13	22	4	-	-	1	4	6	17	0.9	-

SOUMAILA SAMAKE - 7-0, 245 - MALI

MARCH 18, 1978

REGULAR SEASON

G	Min.	FG	FGA	Pct.	3FG	3FGA	PCT	FT	FTA	Pct.	Off.	Def.	Tot.	Ast.	PF	Do.	StL.	TO	Blk.	Pts.	Avg.	HI	
2002-03	13	77	10	24	.417	0	0	-	2	2	1.000	10	13	23	4	13	0	0	2	5	22	1.7	10

JAMAL SAMPSON - 6-11, 235 - CALIFORNIA

MAY 15, 1983

REGULAR SEASON

G	Min.	FG	FGA	Pct.	3FG	3FGA	PCT	FT	FTA	Pct.	Off.	Def.	Tot.	Ast.	PF	Do.	StL.	TO	Blk.	Pts.	Avg.	HI	
2003-04	10	130	11	23	.478	0	0	-	7	12	.583	23	29	52	7	16	0	2	6	4	29	2.9	9

FRANK "PEP" SAUL - 6-2, 185 - SETON HALL

FEBRUARY 16, 1924

REGULAR SEASON

G	Min.	FG	FGA	Pct.	3FG	3FGA	PCT	FT	FTA	Pct.	Off.	Def.	Tot.	Ast.	PF	Do.	StL.	TO	Blk.	Pts.	Avg.	HI	
1951-52	25	759	72	185	.389	-	-	-	71	93	.763	-	-	-	68	66	-	-	-	-	215	8.6	-
1952-53	70	1796	187	471	.397	-	-	-	142	200	.710	-	-	141	110	174	3	-	-	-	516	7.4	-
1953-54	71	1805	162	467	.347	-	-	-	128	170	.753	-	-	159	139	149	3	-	-	-	452	6.4	-
TOT	166	4360	421	1123	.375	-	-	-	341	463	.737	-	-	300	317	389	6	-	-	-	1183	7.1	-

PLAYOFFS

G	Min.	FG	FGA	Pct.	3FG	3FGA	PCT	FT	FTA	Pct.	Off.	Def.	Tot.	Ast.	PF	Do.	StL.	TO	Blk.	Pts.	Avg.	HI	
1951-52	13	530	56	121	.463	-	-	-	35	48	.729	-	-	36	45	-	-	-	-	-	147	11.3	-
1952-53	12	297	31	74	.419	-	-	-	24	33	.727	-	-	28	18	-	-	-	-	-	86	7.2	-
1953-54	13	227	18	51	.353	-	-	-	25	34	.735	-	-	27	14	-	-	-	-	-	61	4.7	-
TOT	38	1054	105	246	.427	-	-	-	84	115	.730	-	-	91	77	-	-	-	-	-	294	7.7	-

HERM SCHAEFER - 6-0, 175 - INDIANA

DECEMBER 20, 1919

REGULAR SEASON

G	Min.	FG	FGA	Pct.	3FG	3FGA	PCT	FT	FTA	Pct.	Off.	Def.	Tot.	Ast.	PF	Do.	StL.	TO	Blk.	Pts.	Avg.	HI	
1948-49	58	-	214	572	.374	-	-	-	174	213	.817	-	-	-	185	121	-	-	-	-	602	10.4	-
1949-50	65	-	122	314	.389	-	-	-	86	101	.851	-	-	-	203	104	-	-	-	-	330	5.1	-
TOT	123	-	336	886	.379	-	-	-	260	314	.828	-	-	-	388	225	-	-	-	-	932	7.6	-

PLAYOFFS

G	Min.	FG	FGA	Pct.	3FG	3FGA	PCT	FT	FTA	Pct.	Off.	Def.	Tot.	Ast.	PF	Do.	StL.	TO	Blk.	Pts.	Avg.	HI	
1948-49	10	-	48	104	.462	-	-	-	28	32	.875	-	-	-	31	-	-	-	-	-	124	12.4	-
1949-50	12	-	16	42	.381	-	-	-	19	22	.864	-	-	-	16	-	-	-	-	-	51	4.3	-
TOT	22	-	64	146	.438	-	-	-	47	54	.870	-	-	-	47	-	-	-	-	-	175	8.0	-



ALL-TIME ROSTER WITH STATISTICS



DAN SCHAYES - 6-11, 260 - SYRACUSE

MAY 10, 1959

REGULAR SEASON

	G	Min.	FG	FGA	Pct.	3FG	3FGA	PCT	FT	FTA	Pct.	Off.	Def.	Tot.	Ast.	PF	Dq.	Stl.	TO	Blk.	Pts.	Avg.	Hi
1993-94	13	133	14	38	.368	0	0	-	8	10	.800	15	19	34	8	18	0	5	9	2	36	2.8	11

DICK SCHNITTKER - 6-5, 205 - OHIO STATE

MAY 27, 1928

REGULAR SEASON

	G	Min.	FG	FGA	Pct.	3FG	3FGA	PCT	FT	FTA	Pct.	Off.	Def.	Tot.	Ast.	PF	Dq.	Stl.	TO	Blk.	Pts.	Avg.	Hi
1953-54	71	1040	122	307	.397	-	-	-	86	132	.652	-	-	178	59	178	3	-	-	-	330	4.6	-
1954-55	72	1798	226	593	.388	-	-	-	298	362	.823	-	-	349	114	231	7	-	-	-	750	10.4	-
1955-56	72	1930	254	647	.393	-	-	-	304	355	.856	-	-	296	142	253	4	-	-	-	812	11.3	-
1956-57	70	997	113	351	.322	-	-	-	160	193	.829	-	-	185	52	144	3	-	-	-	386	5.5	-
1957-58	50	979	128	357	.359	-	-	-	201	237	.848	-	-	211	71	126	5	-	-	-	457	9.1	-
TOT	335	6744	843	2245	.376	-	-	-	1049	1279	.820	-	-	1219	438	932	22	-	-	-	2735	8.2	-

PLAYOFFS

	G	Min.	FG	FGA	Pct.	3FG	3FGA	PCT	FT	FTA	Pct.	Off.	Def.	Tot.	Ast.	PF	Dq.	Stl.	TO	Blk.	Pts.	Avg.	Hi
1952-53	7	29	1	8	.125	-	-	-	7	11	.636	-	-	4	0	-	-	-	-	-	9	1.3	-
1953-54	13	163	11	32	.344	-	-	-	12	20	.600	-	-	21	5	-	-	-	-	-	34	2.6	-
1954-55	7	140	14	51	.275	-	-	-	25	36	.694	-	-	31	7	-	-	-	-	-	53	7.6	-
1955-56	3	87	13	23	.565	-	-	-	17	20	.850	-	-	15	5	-	-	-	-	-	43	14.3	-
1956-57	5	83	6	21	.286	-	-	-	15	17	.882	-	-	12	8	-	-	-	-	-	27	5.4	-
TOT	35	502	45	135	.333	-	-	-	76	104	.731	-	-	83	25	-	-	-	-	-	166	4.7	-

HOWIE SCHULTZ - 6-6, 220 - HAMLINE

JULY 3, 1922

REGULAR SEASON

	G	Min.	FG	FGA	Pct.	3FG	3FGA	PCT	FT	FTA	Pct.	Off.	Def.	Tot.	Ast.	PF	Dq.	Stl.	TO	Blk.	Pts.	Avg.	Hi
1951-52	66	1301	89	315	.283	-	-	-	90	119	.756	-	-	246	102	197	13	-	-	-	268	4.1	-
1952-53	40	474	24	90	.267	-	-	-	43	62	.694	-	-	80	29	73	1	-	-	-	91	2.3	-
TOT	106	1775	113	405	.279	-	-	-	133	181	.735	-	-	326	131	270	14	-	-	-	359	3.4	-

PLAYOFFS

	G	Min.	FG	FGA	Pct.	3FG	3FGA	PCT	FT	FTA	Pct.	Off.	Def.	Tot.	Ast.	PF	Dq.	Stl.	TO	Blk.	Pts.	Avg.	Hi
1951-52	12	99	6	18	.333	-	-	-	6	10	.600	-	-	19	5	-	-	-	-	-	18	1.5	-

BYRON SCOTT - 6-4, 200 - ARIZONA STATE

MARCH 28, 1961

REGULAR SEASON

	G	Min.	FG	FGA	Pct.	3FG	3FGA	PCT	FT	FTA	Pct.	Off.	Def.	Tot.	Ast.	PF	Dq.	Stl.	TO	Blk.	Pts.	Avg.	Hi
1983-84	74	1637	334	690	.484	8	34	.235	112	139	.806	50	114	164	177	174	0	81	116	19	788	10.6	32
1984-85	81	2305	541	1003	.539	26	60	.433	187	228	.820	57	153	210	244	197	1	100	138	17	1295	16.0	30
1985-86	76	2190	507	989	.513	22	61	.361	138	176	.784	55	134	189	164	167	0	85	110	15	1174	15.4	31
1986-87	82	2729	654	1134	.489	65	149	.436	224	251	.892	63	223	286	281	163	0	125	144	18	1397	17.0	33
1987-88	81	3048	710	1348	.527	62	179	.346	272	317	.858	76	257	333	335	204	2	155	161	27	1754	21.7	38
1988-89	74	2605	588	1198	.491	77	193	.399	195	226	.863	72	230	302	321	181	1	114	157	27	1448	19.6	35
1989-90	77	2593	472	1005	.470	93	220	.423	160	209	.766	51	191	242	274	180	2	77	122	31	1197	15.5	33
1990-91	82	2630	501	1051	.477	71	219	.324	118	148	.797	54	192	246	177	146	0	95	85	21	1191	14.5	32
1991-92	82	2679	460	1005	.458	44	157	.344	244	291	.838	74	236	310	226	140	0	105	119	28	1218	14.9	31
1992-93	58	1677	296	659	.449	44	135	.326	156	184	.848	27	107	134	157	98	0	55	70	13	792	13.7	29
1996-97	79	1440	163	379	.430	73	188	.388	127	151	.841	21	97	118	99	72	0	46	53	16	526	6.7	19
TOT	846	25533	5126	10461	.490	595	1595	.373	1933	2320	.833	600	1934	2534	2365	1722	6	1038	1275	232	12780	15.1	-

PLAYOFFS

	G	Min.	FG	FGA	Pct.	3FG	3FGA	PCT	FT	FTA	Pct.	Off.	Def.	Tot.	Ast.	PF	Dq.	Stl.	TO	Blk.	Pts.	Avg.	Hi
1983-84	20	404	74	161	.460	2	10	.200	21	35	.600	11	26	37	34	-	-	18	26	2	171	8.6	-
1984-85	19	585	138	267	.517	10	21	.476	35	44	.795	16	36	52	50	-	-	41	24	4	321	16.9	-
1985-86	14	470	90	181	.497	6	17	.353	38	42	.905	15	40	55	42	-	-	19	30	2	224	16.0	-
1986-87	18	608	103	210	.490	7	34	.206	53	67	.791	20	42	62	57	-	-	19	25	4	266	14.8	-
1987-88	24	897	178	357	.499	24	55	.436	90	104	.865	26	74	100	60	-	-	34	47	5	470	19.6	-
1988-89	11	402	79	160	.494	15	39	.385	46	55	.836	10	35	45	25	-	-	18	20	2	219	19.9	-
1989-90	9	325	49	106	.462	13	34	.382	10	13	.769	7	30	37	23	-	-	20	13	3	121	13.4	-
1990-91	18	678	95	186	.511	20	38	.526	27	34	.794	13	44	57	29	-	-	23	17	4	237	13.2	-
1991-92	4	148	22	44	.500	7	12	.583	24	27	.889	3	7	10	14	-	-	6	5	1	75	18.8	-
1992-93	5	177	21	42	.500	8	15	.533	18	23	.783	0	11	11	9	-	-	5	4	0	68	13.6	-
1996-97	8	134	15	33	.455	4	11	.364	17	19	.895	0	12	12	11	-	-	1	8	0	51	6.4	-
TOT	150	4828	864	1747	.495	116	286	.406	379	463	.819	121	357	478	354	-	-	204	219	27	2223	14.8	-

CHARLES SCOTT - 6-5, 175 - NORTH CAROLINA

DECEMBER 15, 1948

REGULAR SEASON

	G	Min.	FG	FGA	Pct.	3FG	3FGA	PCT	FT	FTA	Pct.	Off.	Def.	Tot.	Ast.	PF	Dq.	Stl.	TO	Blk.	Pts.	Avg.	Hi
1977-78	48	1393	225	509	.442	-	-	-	110	142	.775	38	110	148	235	155	4	59	133	11	560	11.7	24

PLAYOFFS

	G	Min.	FG	FGA	Pct.	3FG	3FGA	PCT	FT	FTA	Pct.	Off.	Def.	Tot.	Ast.	PF	Dq.	Stl.	TO	Blk.	Pts.	Avg.	Hi
1977-78	3	103	12	40	.300	-	-	-	6	8	.750	-	-	13	14	-	-	4	-	-	30	10.0	-



ALL-TIME ROSTER WITH STATISTICS

FRANK SELVY - 6-2, 180 - FURMAN

NOVEMBER 9, 1932

REGULAR SEASON

G	Min.	FG	FGA	Pct.	3FG	3FGA	PCT	FT	FTA	Pct.	Off.	Def.	Tot.	Ast.	PF	Do.	StL.	TO	Blk.	Pts.	Avg.	HI
1957-58	12	231	28	84	.333	-	-	20	29	.690	-	-	35	19	21	0	-	-	-	76	6.3	-
1959-60	43	1091	169	427	.396	-	-	122	160	.763	-	-	127	81	76	-	-	-	-	460	10.7	-
1960-61	77	2153	311	767	.405	-	-	210	279	.753	-	-	299	246	219	3	-	-	-	832	10.8	-
1961-62	79	2806	433	1032	.420	-	-	298	404	.738	-	-	412	381	232	0	-	-	-	1164	14.7	-
1962-63	80	2369	317	747	.424	-	-	192	269	.714	-	-	289	281	149	0	-	-	-	826	10.3	-
1963-64	73	1286	160	423	.378	-	-	78	122	.639	-	-	139	149	115	1	-	-	-	398	5.5	-
TOT	364	9936	1418	3480	.407	-	-	920	1263	.728	-	-	1301	1157	812	4	-	-	-	3756	10.3	-

PLAYOFFS

G	Min.	FG	FGA	Pct.	3FG	3FGA	PCT	FT	FTA	Pct.	Off.	Def.	Tot.	Ast.	PF	Do.	StL.	TO	Blk.	Pts.	Avg.	HI
1959-60	9	330	55	153	.359	-	-	31	44	.705	-	-	55	29	-	-	-	-	-	141	15.7	-
1960-61	12	371	43	111	.387	-	-	37	48	.771	-	-	44	50	-	-	-	-	-	123	10.3	-
1961-62	13	478	66	152	.434	-	-	33	39	.846	-	-	73	65	-	-	-	-	-	165	12.7	-
1962-63	13	317	32	81	.395	-	-	39	48	.813	-	-	45	36	-	-	-	-	-	103	7.9	-
1963-64	3	69	13	27	.481	-	-	2	2	1.000	-	-	5	6	-	-	-	-	-	28	9.3	-
TOT	50	1565	209	524	.399	-	-	142	181	.785	-	-	222	186	-	-	-	-	-	560	11.2	-

RAMON SESSONS - 6-3, 190 - NEVADA-RENO

APRIL 11, 1986

REGULAR SEASON

G	Min.	FG	FGA	Pct.	3FG	3FGA	PCT	FT	FTA	Pct.	Off.	Def.	Tot.	Ast.	PF	Do.	StL.	TO	Blk.	Pts.	Avg.	HI	
2011-12	23	701	101	211	.479	17	35	486	72	101	.713	14	73	87	142	37	0	17	59	2	291	12.7	23

PLAYOFFS

G	Min.	FG	FGA	Pct.	3FG	3FGA	PCT	FT	FTA	Pct.	Off.	Def.	Tot.	Ast.	PF	Do.	StL.	TO	Blk.	Pts.	Avg.	HI	
2011-12	12	380	43	114	.377	4	25	.160	26	35	.743	3	33	36	43	27	0	4	22	1	116	9.7	-

CHARLIE SHARE - 6-11, 245 - BOWLING GREEN STATE

MARCH 14, 1927

REGULAR SEASON

G	Min.	FG	FGA	Pct.	3FG	3FGA	PCT	FT	FTA	Pct.	Off.	Def.	Tot.	Ast.	PF	Do.	StL.	TO	Blk.	Pts.	Avg.	HI
1959-60*	41	651	59	151	.391	-	-	53	80	.663	-	-	221	62	142	9	-	-	-	171	4.2	-

PLAYOFFS

G	Min.	FG	FGA	Pct.	3FG	3FGA	PCT	FT	FTA	Pct.	Off.	Def.	Tot.	Ast.	PF	Do.	StL.	TO	Blk.	Pts.	Avg.	HI
1959-60	9	123	6	14	.429	-	-	10	11	.909	-	-	34	5	-	-	-	-	-	22	2.4	-

BRIAN SHAW - 6-6, 200 - UC SANTA BARBARA

MARCH 22, 1966

REGULAR SEASON

G	Min.	FG	FGA	Pct.	3FG	3FGA	PCT	FT	FTA	Pct.	Off.	Def.	Tot.	Ast.	PF	Do.	StL.	TO	Blk.	Pts.	Avg.	HI	
1999-00	74	1249	123	322	.382	18	58	310	41	54	.759	45	171	216	201	105	0	35	75	14	305	4.1	24
2000-01	80	1833	164	411	.399	42	135	311	51	64	.797	48	256	304	258	159	1	49	97	27	421	5.3	22
2001-02	58	631	61	173	.353	29	88	330	18	26	.692	19	93	112	89	43	0	25	32	3	169	2.9	16
2002-03	72	900	101	261	.387	38	109	349	10	15	.667	20	99	119	103	62	0	32	54	13	250	3.5	20
TOT	284	4613	449	1167	.385	127	390	326	120	159	.755	132	619	751	651	369	1	141	258	57	1145	4.0	-

PLAYOFFS

G	Min.	FG	FGA	Pct.	3FG	3FGA	PCT	FT	FTA	Pct.	Off.	Def.	Tot.	Ast.	PF	Do.	StL.	TO	Blk.	Pts.	Avg.	HI	
1999-00	22	408	45	107	.421	16	48	333	13	16	.813	7	44	51	67	-	-	11	17	4	119	5.4	-
2000-01	16	290	27	72	.375	10	29	345	6	9	.667	10	45	55	43	-	-	10	16	1	70	4.4	-
2001-02	19	238	21	63	.333	9	32	281	4	4	1.000	9	26	35	30	-	-	5	8	6	55	2.9	-
2002-03	12	215	15	49	.306	6	26	231	2	3	.667	1	37	38	24	-	-	4	9	5	38	3.2	-
TOT	69	1151	108	291	.371	41	135	304	25	32	.781	27	152	179	164	-	-	30	50	16	282	4.1	-

BOB SIMS - 6-5, 220 - PEPPERDINE

OCTOBER 9, 1938

REGULAR SEASON

G	Min.	FG	FGA	Pct.	3FG	3FGA	PCT	FT	FTA	Pct.	Off.	Def.	Tot.	Ast.	PF	Do.	StL.	TO	Blk.	Pts.	Avg.	HI
1961-62	19	171	22	59	.373	-	-	19	39	.487	-	-	27	12	40	-	-	-	-	63	3.3	-

MYER "WHITEY" SKOOG - 5-11, 180 - MINNESOTA

NOVEMBER 2, 1926

REGULAR SEASON

G	Min.	FG	FGA	Pct.	3FG	3FGA	PCT	FT	FTA	Pct.	Off.	Def.	Tot.	Ast.	PF	Do.	StL.	TO	Blk.	Pts.	Avg.	HI
1951-52	35	988	102	296	.345	-	-	30	38	.789	-	-	122	60	94	4	-	-	-	234	6.7	-
1952-53	68	996	102	264	.386	-	-	46	61	.754	-	-	121	82	137	2	-	-	-	250	3.7	-
1953-54	71	1877	212	530	.400	-	-	72	97	.742	-	-	224	179	234	5	-	-	-	496	7.0	-
1954-55	72	2365	330	836	.395	-	-	125	155	.806	-	-	303	251	265	10	-	-	-	785	10.9	-
1955-56	72	2311	340	854	.398	-	-	155	193	.803	-	-	291	255	232	5	-	-	-	835	11.6	-
1956-57	23	656	78	220	.355	-	-	44	47	.936	-	-	72	76	65	1	-	-	-	200	8.7	-
TOT	341	9193	1164	3000	.388	-	-	472	591	.799	-	-	1133	903	1027	27	-	-	-	2800	8.2	-

PLAYOFFS

G	Min.	FG	FGA	Pct.	3FG	3FGA	PCT	FT	FTA	Pct.	Off.	Def.	Tot.	Ast.	PF	Do.	StL.	TO	Blk.	Pts.	Avg.	HI
1952-53	11	198	24	56	.429	-	-	16	20	.800	-	-	23	13	-	-	-	-	-	64	5.8	-
1953-54	13	402	42	107	.393	-	-	12	21	.571	-	-	47	23	-	-	-	-	-	96	7.4	-
1954-55	7	241	36	92	.391	-	-	19	21	.905	-	-	37	16	-	-	-	-	-	91	13.0	-
1955-56	3	90	13	31	.419	-	-	3	11	.273	-	-	18	18	-	-	-	-	-	29	9.7	-
TOT	34	931	115	286	.402	-	-	50	73	.685	-	-	125	70	-	-	-	-	-	280	8.2	-



ALL-TIME ROSTER WITH STATISTICS



DONALD SMITH - 6-2, 190 - MINNESOTA

JULY 27, 1920

REGULAR SEASON

G	Min.	FG	FGA	Pct.	3FG	3FGA	PCT	FT	FTA	Pct.	Off.	Def.	Tot.	Ast.	PF	Dq.	Stl.	TO	Blk.	Pts.	Avg.	Hi
1948-49	8	-	2	13	.154	-	-	2	3	.667	-	-	-	2	6	-	-	-	6	-	0.8	-

ELMORE SMITH - 7-1, 250 - KENTUCKY STATE

MAY 9, 1949

REGULAR SEASON

G	Min.	FG	FGA	Pct.	3FG	3FGA	PCT	FT	FTA	Pct.	Off.	Def.	Tot.	Ast.	PF	Dq.	Stl.	TO	Blk.	Pts.	Avg.	Hi
1973-74	81	2922	434	949	.457	-	-	147	249	.590	204	702	906	150	309	8	71	-	393	1015	12.5	37
1974-75	74	2341	346	702	.493	-	-	112	231	.485	210	600	810	145	255	6	84	-	216	804	10.9	30
TOT	155	5263	780	1651	.472	-	-	259	480	.540	414	1302	1716	295	564	14	155	-	609	1819	11.7	-

PLAYOFFS

G	Min.	FG	FGA	Pct.	3FG	3FGA	PCT	FT	FTA	Pct.	Off.	Def.	Tot.	Ast.	PF	Dq.	Stl.	TO	Blk.	Pts.	Avg.	Hi
1973-74	5	171	42	88	.477	-	-	12	17	.706	-	-	53	6	-	-	-	-	96	19.2	-	-

JOE SMITH - 6-10, 225 - MARYLAND

JULY 26, 1975

REGULAR SEASON

G	Min.	FG	FGA	Pct.	3FG	3FGA	PCT	FT	FTA	Pct.	Off.	Def.	Tot.	Ast.	PF	Dq.	Stl.	TO	Blk.	Pts.	Avg.	Hi
2010-11	12	44	2	12	.167	0	0	2	2	1.000	2	16	18	3	10	0	0	3	4	6	0.5	2

PLAYOFFS

G	Min.	FG	FGA	Pct.	3FG	3FGA	PCT	FT	FTA	Pct.	Off.	Def.	Tot.	Ast.	PF	Dq.	Stl.	TO	Blk.	Pts.	Avg.	Hi
2010-11	5	11	0	2	.000	0	0	0	0	-	1	0	1	0	-	0	0	0	0	0	0.0	-

ROBERT SMITH - 6-4, 190 - WEST VIRGINIA

AUGUST 20, 1937

REGULAR SEASON

G	Min.	FG	FGA	Pct.	3FG	3FGA	PCT	FT	FTA	Pct.	Off.	Def.	Tot.	Ast.	PF	Dq.	Stl.	TO	Blk.	Pts.	Avg.	Hi
1959-60	10	130	13	54	.241	-	-	11	16	.688	-	-	33	14	10	0	-	-	-	37	3.7	-
1961-62	3	7	0	1	.000	-	-	0	0	-	-	-	0	0	1	0	-	-	-	0	0.0	-
TOT	13	137	13	55	.236	-	-	11	16	.688	-	-	33	14	11	0	-	-	-	37	2.8	-

TONY SMITH - 6-4, 205 - MARQUETTE

JUNE 14, 1968

REGULAR SEASON

G	Min.	FG	FGA	Pct.	3FG	3FGA	PCT	FT	FTA	Pct.	Off.	Def.	Tot.	Ast.	PF	Dq.	Stl.	TO	Blk.	Pts.	Avg.	Hi	
1990-91	64	695	97	220	.441	0	7	.000	40	.57	.702	24	47	71	135	80	0	28	69	12	234	3.7	12
1991-92	63	820	113	283	.399	0	11	.000	49	.75	.653	31	45	76	109	91	0	39	50	8	275	4.4	18
1992-93	55	752	133	275	.484	2	11	.182	62	.92	.756	46	41	87	63	72	1	50	40	7	330	6.0	20
1993-94	73	1617	272	617	.441	16	50	.320	85	.119	.714	106	89	195	148	128	1	59	76	14	645	8.8	25
1994-95	61	1024	132	309	.427	32	91	.352	44	.63	.698	43	64	107	102	111	0	46	50	7	340	5.6	19
TOT	316	4906	747	1704	.438	50	170	.294	280	.396	.707	250	286	536	557	482	2	222	285	48	1824	5.8	-

PLAYOFFS

G	Min.	FG	FGA	Pct.	3FG	3FGA	PCT	FT	FTA	Pct.	Off.	Def.	Tot.	Ast.	PF	Dq.	Stl.	TO	Blk.	Pts.	Avg.	Hi
1990-91	7	40	6	13	.462	0	0	2	3	.667	3	0	3	2	-	-	1	6	0	14	2.0	-
1991-92	4	40	3	10	.300	0	2	.000	1	2	.500	1	1	2	5	-	4	3	0	7	1.8	-
1992-93	5	73	13	25	.520	2	4	.500	6	9	.667	5	3	8	2	-	1	3	1	34	6.8	-
1994-95	6	27	3	13	.231	3	10	.300	0	2	.000	1	2	3	3	-	0	4	0	9	1.5	-
TOT	22	180	25	61	.410	5	16	.313	9	16	.563	10	6	16	12	-	6	16	1	64	2.9	-

MIKE SMREK - 7-0, 250 - CANISIUS

AUGUST 31, 1962

REGULAR SEASON

G	Min.	FG	FGA	Pct.	3FG	3FGA	PCT	FT	FTA	Pct.	Off.	Def.	Tot.	Ast.	PF	Dq.	Stl.	TO	Blk.	Pts.	Avg.	Hi
1986-87	35	233	30	60	.500	0	0	16	25	.640	13	24	37	5	70	1	4	19	13	76	2.2	8
1987-88	48	421	44	103	.427	0	0	44	66	.667	27	58	85	8	105	3	7	30	42	132	2.8	12
TOT	83	654	74	163	.454	0	0	60	91	.659	40	82	122	13	175	4	11	49	55	208	2.5	-

PLAYOFFS

G	Min.	FG	FGA	Pct.	3FG	3FGA	PCT	FT	FTA	Pct.	Off.	Def.	Tot.	Ast.	PF	Dq.	Stl.	TO	Blk.	Pts.	Avg.	Hi
1986-87	10	33	2	10	.200	0	0	4	6	.667	3	4	7	0	-	-	0	1	6	8	0.8	-
1987-88	8	34	1	5	.200	0	0	1	3	.333	1	5	6	0	-	-	1	2	3	3	0.4	-
TOT	18	67	3	15	.200	0	0	5	9	.555	4	9	13	0	-	-	1	3	9	11	0.6	-

RON SOBIE - 6-3, 195 - DEPAUL

SEPTEMBER 21, 1934

REGULAR SEASON

G	Min.	FG	FGA	Pct.	3FG	3FGA	PCT	FT	FTA	Pct.	Off.	Def.	Tot.	Ast.	PF	Dq.	Stl.	TO	Blk.	Pts.	Avg.	Hi
1959-60	1	13	1	4	.250	-	-	0	1	.000	-	-	2	2	4	0	-	-	-	2	2.0	-





ALL-TIME ROSTER WITH STATISTICS

RORY SPARROW - 6-2, 175 - VILLANOVA

JUNE 12, 1958

REGULAR SEASON

G	Min.	FG	FGA	Pct.	3FG	3FGA	PCT	FT	FTA	Pct.	Off.	Def.	Tot.	Ast.	PF	Do.	StL.	TO	Blk.	Pts.	Avg.	HI	
1991-92	42	471	57	143	.399	2	13	.154	8	13	.615	3	24	27	79	55	0	12	31	5	124	3.0	12

PLAYOFFS

G	Min.	FG	FGA	Pct.	3FG	3FGA	PCT	FT	FTA	Pct.	Off.	Def.	Tot.	Ast.	PF	Do.	StL.	TO	Blk.	Pts.	Avg.	HI	
1991-92	3	16	1	4	.250	0	0	0	3	4	.750	1	0	1	4	-	1	1	0	0	5	1.7	-

ART SPOELSTRA - 6-9, 220 - WESTERN KENTUCKY

SEPTEMBER 11, 1932

REGULAR SEASON

G	Min.	FG	FGA	Pct.	3FG	3FGA	PCT	FT	FTA	Pct.	Off.	Def.	Tot.	Ast.	PF	Do.	StL.	TO	Blk.	Pts.	Avg.	HI
1957-58	50	1098	141	353	.399	-	-	-	100	150	.667	-	-	281	51	183	-	-	-	382	7.6	-

LARRY SPRIGGS - 6-7, 230 - HOWARD

SEPTEMBER 8, 1959

REGULAR SEASON

G	Min.	FG	FGA	Pct.	3FG	3FGA	PCT	FT	FTA	Pct.	Off.	Def.	Tot.	Ast.	PF	Do.	StL.	TO	Blk.	Pts.	Avg.	HI	
1983-84	38	363	44	82	.537	0	2	.000	36	50	.720	16	45	61	30	55	0	12	34	4	124	3.3	18
1984-85	75	1292	194	354	.548	0	3	.000	112	146	.767	77	150	227	132	195	2	47	115	13	500	6.7	20
1985-86	43	471	88	192	.458	0	1	.000	38	49	.776	28	53	81	49	78	0	18	54	9	214	5.0	18
TOT	156	2126	326	628	.519	0	6	.000	186	245	.759	121	248	369	211	328	2	77	203	26	838	5.4	-

PLAYOFFS

G	Min.	FG	FGA	Pct.	3FG	3FGA	PCT	FT	FTA	Pct.	Off.	Def.	Tot.	Ast.	PF	Do.	StL.	TO	Blk.	Pts.	Avg.	HI
1983-84	9	45	7	19	.368	0	0	-	11	11	1.000	4	5	9	3	-	0	7	1	25	2.8	-
1984-85	16	230	40	77	.519	0	2	.000	18	29	.621	16	35	51	33	-	4	26	5	98	6.1	-
1985-86	3	13	5	6	.833	0	0	-	10	10	1.000	1	6	7	2	-	1	0	0	20	6.7	-
TOT	28	288	52	102	.510	0	2	.000	39	50	.780	21	46	67	38	-	5	33	6	143	5.1	-

DEREK STRONG - 6-8, 225 - XAVIER

FEBRUARY 9, 1968

REGULAR SEASON

G	Min.	FG	FGA	Pct.	3FG	3FGA	PCT	FT	FTA	Pct.	Off.	Def.	Tot.	Ast.	PF	Do.	StL.	TO	Blk.	Pts.	Avg.	HI	
1995-96	63	746	72	169	.426	1	9	.111	69	85	.812	60	118	178	32	80	1	18	20	12	214	3.4	16

GENE STUMP - 6-2, 185 - DEPAUL

NOVEMBER 13, 1923

REGULAR SEASON

G	Min.	FG	FGA	Pct.	3FG	3FGA	PCT	FT	FTA	Pct.	Off.	Def.	Tot.	Ast.	PF	Do.	StL.	TO	Blk.	Pts.	Avg.	HI	
1949-50	23	-	27	95	.284	-	-	-	7	14	.500	-	-	-	23	32	-	-	-	-	61	2.7	-

SUN YUE - 6-9, 205 - CHINA

NOVEMBER 6, 1985

REGULAR SEASON

G	Min.	FG	FGA	Pct.	3FG	3FGA	PCT	FT	FTA	Pct.	Off.	Def.	Tot.	Ast.	PF	Do.	StL.	TO	Blk.	Pts.	Avg.	HI	
2008-09	10	28	3	11	.273	0	6	.000	0	0	0	0	0	0	2	10	0	1	3	1	6	0.6	4

DON SUNDERLAGE - 6-1, 180 - ILLINOIS

DECEMBER 20, 1929

REGULAR SEASON

G	Min.	FG	FGA	Pct.	3FG	3FGA	PCT	FT	FTA	Pct.	Off.	Def.	Tot.	Ast.	PF	Do.	StL.	TO	Blk.	Pts.	Avg.	HI	
1954-55	45	404	33	133	.248	-	-	-	48	73	.658	-	-	56	37	57	0	-	-	-	114	2.5	-

EARL TATUM - 6-4, 185 - MARQUETTE

JULY 26, 1953

REGULAR SEASON

G	Min.	FG	FGA	Pct.	3FG	3FGA	PCT	FT	FTA	Pct.	Off.	Def.	Tot.	Ast.	PF	Do.	StL.	TO	Blk.	Pts.	Avg.	HI	
1976-77	68	1249	283	607	.466	-	-	-	72	100	.720	83	153	236	118	168	1	85	-	22	638	9.4	23
1977-78	25	663	153	314	.487	-	-	-	45	59	.763	23	67	90	70	85	1	37	53	10	351	14.0	25
TOT	93	1912	436	921	.473	-	-	-	117	159	.736	106	220	326	188	253	2	122	53	32	989	10.6	-

PLAYOFFS

G	Min.	FG	FGA	Pct.	3FG	3FGA	PCT	FT	FTA	Pct.	Off.	Def.	Tot.	Ast.	PF	Do.	StL.	TO	Blk.	Pts.	Avg.	HI	
1976-77	11	356	67	134	.500	-	-	-	16	24	.667	-	-	54	27	-	-	-	-	-	150	13.6	-

TERRY TEAGLE - 6-5, 195 - BAYLOR

APRIL 10, 1960

REGULAR SEASON

G	Min.	FG	FGA	Pct.	3FG	3FGA	PCT	FT	FTA	Pct.	Off.	Def.	Tot.	Ast.	PF	Do.	StL.	TO	Blk.	Pts.	Avg.	HI	
1990-91	82	1498	335	757	.443	0	9	.000	145	177	.819	82	99	181	82	165	1	31	83	8	815	9.9	35
1991-92	82	1602	364	805	.452	1	4	.250	151	197	.766	91	92	183	113	148	0	66	114	9	880	10.7	28
TOT	164	3100	699	1562	.448	1	13	.077	296	374	.791	173	191	364	195	313	1	97	197	17	1695	10.3	-

PLAYOFFS

G	Min.	FG	FGA	Pct.	3FG	3FGA	PCT	FT	FTA	Pct.	Off.	Def.	Tot.	Ast.	PF	Do.	StL.	TO	Blk.	Pts.	Avg.	HI
1990-91	18	274	47	125	.376	0	0	-	25	32	.781	8	20	28	11	-	8	16	4	119	6.6	-
1991-92	4	126	27	55	.491	0	0	-	16	20	.800	3	10	13	8	-	5	8	2	70	17.5	-
TOT	22	400	74	180	.411	0	0	-	41	52	.788	11	30	41	19	-	13	24	6	189	8.6	-

IRVING THOMAS - 6-9, 230 - FLORIDA STATE

JANUARY 2, 1966

REGULAR SEASON

G	Min.	FG	FGA	Pct.	3FG	3FGA	PCT	FT	FTA	Pct.	Off.	Def.	Tot.	Ast.	PF	Do.	StL.	TO	Blk.	Pts.	Avg.	HI	
1990-91	26	108	17	50	.340	0	0	-	12	21	.571	14	17	31	10	24	0	4	13	1	46	1.8	9

PLAYOFFS

G	Min.	FG	FGA	Pct.	3FG	3FGA	PCT	FT	FTA	Pct.	Off.	Def.	Tot.	Ast.	PF	Do.	StL.	TO	Blk.	Pts.	Avg.	HI
1990-91	3	5	1	1	1.000	0	0	-	0	0	-	0	0	0	0	-	0	0	0	2	0.7	-



ALL-TIME ROSTER WITH STATISTICS



BILLY THOMPSON - 6-7, 220 - LOUISVILLE

DECEMBER 1, 1963

REGULAR SEASON

G	Min.	FG	FGA	Pct.	3FG	3FGA	PCT	FT	FTA	Pct.	Off.	Def.	Tot.	Ast.	PF	Dq.	Stl.	TO	Blk.	Pts.	Avg.	Hi	
1986-87	59	762	142	261	.544	0	1	.000	48	74	.649	69	102	171	60	148	1	15	61	30	332	5.6	13
1987-88	9	38	3	13	.231	0	0	-	8	10	.800	2	7	9	1	11	0	1	6	0	14	1.6	4
TOT	68	800	145	274	.529	0	1	.000	56	84	.667	71	109	180	61	159	1	16	67	30	346	5.1	-

PLAYOFFS

G	Min.	FG	FGA	Pct.	3FG	3FGA	PCT	FT	FTA	Pct.	Off.	Def.	Tot.	Ast.	PF	Dq.	Stl.	TO	Blk.	Pts.	Avg.	Hi
1986-87	3	27	6	11	.545	0	0	-	2	2	1.000	3	3	6	2	-	4	0	0	14	4.7	-

MYCHAL THOMPSON - 6-10, 235 - MINNESOTA

JANUARY 30, 1955

REGULAR SEASON

G	Min.	FG	FGA	Pct.	3FG	3FGA	PCT	FT	FTA	Pct.	Off.	Def.	Tot.	Ast.	PF	Dq.	Stl.	TO	Blk.	Pts.	Avg.	Hi	
1986-87	33	680	129	269	.480	0	1	.000	75	101	.743	47	89	136	28	85	1	14	57	30	333	10.1	24
1987-88	80	2007	370	722	.512	0	3	.000	185	292	.634	198	291	489	66	251	1	38	113	79	925	11.6	28
1988-89	80	1994	291	521	.559	0	1	.000	156	230	.678	157	310	467	48	224	0	58	97	59	738	9.2	27
1989-90	70	1883	281	562	.500	0	0	-	144	204	.706	173	304	477	43	207	0	33	79	73	706	10.1	24
1990-91	72	1077	113	228	.496	0	2	.000	62	88	.705	74	154	228	21	112	0	23	47	23	288	4.0	19
TOT	335	7641	1184	2302	.514	0	7	.000	622	915	.680	649	1148	1797	206	879	2	166	393	264	2990	8.9	-

PLAYOFFS

G	Min.	FG	FGA	Pct.	3FG	3FGA	PCT	FT	FTA	Pct.	Off.	Def.	Tot.	Ast.	PF	Dq.	Stl.	TO	Blk.	Pts.	Avg.	Hi
1986-87	18	401	62	137	.453	0	0	-	34	50	.680	29	59	88	9	-	7	16	17	158	8.8	-
1987-88	24	615	98	191	.513	0	0	-	36	62	.581	63	107	170	12	-	17	33	21	232	9.7	-
1988-89	15	377	65	128	.508	0	0	-	41	60	.683	39	38	77	11	-	6	14	12	171	11.4	-
1989-90	9	225	21	44	.477	0	0	-	16	26	.615	15	24	39	2	-	2	17	13	58	6.4	-
1990-91	8	42	2	7	.286	0	0	-	0	0	-	3	6	9	0	-	0	1	3	4	0.5	-
TOT	74	1660	248	507	.489	0	0	-	127	198	.641	149	234	383	34	-	32	81	66	623	8.4	-

SEDLA THREATT - 6-2, 185 - WEST VIRGINIA TECH

SEPTEMBER 10, 1958

REGULAR SEASON

G	Min.	FG	FGA	Pct.	3FG	3FGA	PCT	FT	FTA	Pct.	Off.	Def.	Tot.	Ast.	PF	Dq.	Stl.	TO	Blk.	Pts.	Avg.	Hi	
1991-92	82	3070	509	1041	.489	20	62	.323	202	243	.831	43	210	253	593	231	1	168	182	16	1240	15.1	42
1992-93	82	2893	522	1028	.508	14	53	.264	177	215	.823	47	226	273	964	248	1	142	173	11	1235	15.1	32
1993-94	81	2278	411	852	.482	5	33	.152	138	155	.890	28	125	153	344	186	1	110	106	19	965	11.9	32
1994-95	59	1384	217	437	.497	36	95	.379	88	111	.793	21	103	124	248	139	1	54	70	12	558	9.5	38
1995-96	82	1687	241	526	.458	60	169	.355	54	71	.761	20	75	95	269	178	0	68	74	11	596	7.3	27
TOT	386	11312	1900	3884	.489	135	412	.328	659	795	.829	159	739	898	2018	982	4	542	605	69	4594	11.9	-

PLAYOFFS

G	Min.	FG	FGA	Pct.	3FG	3FGA	PCT	FT	FTA	Pct.	Off.	Def.	Tot.	Ast.	PF	Dq.	Stl.	TO	Blk.	Pts.	Avg.	Hi
1991-92	4	162	24	46	.522	2	3	.667	9	12	.750	0	8	8	17	-	2	11	0	59	14.8	-
1992-93	5	205	39	89	.438	3	13	.231	9	12	.750	3	14	17	40	-	13	12	1	90	18.0	-
1994-95	1	11	1	4	.250	0	2	.000	0	0	-	0	0	0	2	-	1	0	0	2	2.0	-
1995-96	4	57	4	18	.222	2	11	.182	0	0	-	1	2	3	4	-	2	3	0	10	2.5	-
TOT	14	435	68	157	.433	7	29	.241	18	24	.750	4	24	28	63	-	18	26	1	161	11.5	-

JACK TINGLE - 6-4, 205 - KENTUCKY

DECEMBER 30, 1924

REGULAR SEASON

G	Min.	FG	FGA	Pct.	3FG	3FGA	PCT	FT	FTA	Pct.	Off.	Def.	Tot.	Ast.	PF	Dq.	Stl.	TO	Blk.	Pts.	Avg.	Hi
1948-49	2	-	1	6	.167	-	-	-	0	0	-	-	-	1	2	-	-	-	-	2	1.0	-

RAY TOLBERT - 6-9, 225 - INDIANA

SEPTEMBER 10, 1958

REGULAR SEASON

G	Min.	FG	FGA	Pct.	3FG	3FGA	PCT	FT	FTA	Pct.	Off.	Def.	Tot.	Ast.	PF	Dq.	Stl.	TO	Blk.	Pts.	Avg.	Hi	
1987-88	14	82	16	28	.571	0	0	-	10	13	.769	9	11	20	5	14	0	3	11	3	42	3.0	9

JOHN TRAPP - 6-7, 215 - UNLV

OCTOBER 2, 1945

REGULAR SEASON

G	Min.	FG	FGA	Pct.	3FG	3FGA	PCT	FT	FTA	Pct.	Off.	Def.	Tot.	Ast.	PF	Dq.	Stl.	TO	Blk.	Pts.	Avg.	Hi	
1971-72	58	759	139	314	.443	-	-	-	51	73	.699	-	-	180	42	130	3	-	-	-	329	5.7	-
1972-73	5	35	3	12	.250	-	-	-	7	10	.700	-	-	14	2	10	0	-	-	-	13	2.6	-
TOT	63	794	142	326	.436	-	-	-	58	83	.699	-	-	194	44	140	3	-	-	-	342	5.4	-

PLAYOFFS

G	Min.	FG	FGA	Pct.	3FG	3FGA	PCT	FT	FTA	Pct.	Off.	Def.	Tot.	Ast.	PF	Dq.	Stl.	TO	Blk.	Pts.	Avg.	Hi
1971-72	10	71	8	33	.242	-	-	-	4	7	.571	-	-	16	5	-	-	-	-	20	2.0	-

JOHN TRESVANT - 6-7, 215 - SEATTLE

NOVEMBER 6, 1939

REGULAR SEASON

G	Min.	FG	FGA	Pct.	3FG	3FGA	PCT	FT	FTA	Pct.	Off.	Def.	Tot.	Ast.	PF	Dq.	Stl.	TO	Blk.	Pts.	Avg.	Hi	
1969-70	20	221	47	88	.534	-	-	-	23	35	.657	-	-	63	17	40	0	-	-	-	117	5.9	-
1970-71	8	66	18	35	.514	-	-	-	7	10	.700	-	-	23	10	11	0	-	-	-	43	5.4	-
TOT	28	287	65	123	.528	-	-	-	30	45	.667	-	-	86	27	51	0	-	-	-	160	5.7	-

PLAYOFFS

G	Min.	FG	FGA	Pct.	3FG	3FGA	PCT	FT	FTA	Pct.	Off.	Def.	Tot.	Ast.	PF	Dq.	Stl.	TO	Blk.	Pts.	Avg.	Hi	
1969-70	11	148	23	51	.451	-	-	-	19	23	.826	-	-	38	16	-	-	-	-	-	65	5.9	-





ALL-TIME ROSTER WITH STATISTICS

RONNY TURIAF - 6-10, 249 - GONZAGA

JANUARY 13, 1983

REGULAR SEASON

G	Min.	FG	FGA	Pct.	3FG	3FGA	PCT	FT	FTA	Pct.	Off.	Def.	Tot.	Ast.	PF	Do.	StL.	TO	Blk.	Pts.	Avg.	HI	
2005-06	23	161	15	30	.500	0	0	-	15	27	.556	11	26	37	8	30	0	3	7	10	45	2.0	10
2006-07	72	1087	147	268	.549	0	1	.000	89	134	.664	88	171	259	63	202	5	17	52	78	383	5.3	23
2007-08	78	1458	188	397	.474	0	1	.000	140	186	.753	95	211	306	128	199	3	28	72	108	516	6.6	16
TOT	173	2706	350	695	.504	0	2	.000	244	347	.703	194	408	602	199	431	8	48	131	196	944	5.5	-

PLAYOFFS

G	Min.	FG	FGA	Pct.	3FG	3FGA	PCT	FT	FTA	Pct.	Off.	Def.	Tot.	Ast.	PF	Do.	StL.	TO	Blk.	Pts.	Avg.	HI	
2005-06	3	25	3	5	.600	0	0	-	5	6	.833	4	3	7	0	-	-	0	2	1	11	3.7	-
2006-07	4	48	5	14	.357	0	0	-	7	10	.700	6	6	12	1	-	-	2	1	1	17	4.3	-
2007-08	19	187	14	36	.389	0	0	-	10	17	.588	6	21	27	5	-	-	2	9	18	38	2.0	-
TOT	26	260	22	55	.400	0	0	-	22	33	.667	16	30	46	6	-	-	4	12	20	66	2.5	-

WILLIAM TURNER - 6-7, 220 - AKRON

FEBRUARY 18, 1944

REGULAR SEASON

G	Min.	FG	FGA	Pct.	3FG	3FGA	PCT	FT	FTA	Pct.	Off.	Def.	Tot.	Ast.	PF	Do.	StL.	TO	Blk.	Pts.	Avg.	HI	
1972-73	19	117	17	52	.327	-	-	-	4	7	.571	-	-	25	11	13	0	-	-	-	38	2.0	-

PLAYOFFS

G	Min.	FG	FGA	Pct.	3FG	3FGA	PCT	FT	FTA	Pct.	Off.	Def.	Tot.	Ast.	PF	Do.	StL.	TO	Blk.	Pts.	Avg.	HI	
1972-73	2	13	2	5	.400	-	-	-	2	2	1.000	-	-	2	0	-	-	-	-	-	6	3.0	-

IME UDOKA - 6-6, 215 - PORTLAND STATE

AUGUST 9, 1977

REGULAR SEASON

G	Min.	FG	FGA	Pct.	3FG	3FGA	PCT	FT	FTA	Pct.	Off.	Def.	Tot.	Ast.	PF	Do.	StL.	TO	Blk.	Pts.	Avg.	HI	
2003-04	4	28	3	9	.333	0	1	.000	2	4	.500	1	4	5	2	3	0	2	3	1	8	2.0	4

NICK VAN EXEL - 6-1, 190 - CINCINNATI

NOVEMBER 27, 1971

REGULAR SEASON

G	Min.	FG	FGA	Pct.	3FG	3FGA	PCT	FT	FTA	Pct.	Off.	Def.	Tot.	Ast.	PF	Do.	StL.	TO	Blk.	Pts.	Avg.	HI	
1993-94	81	2700	413	1049	.394	123	364	.338	150	192	.781	47	191	238	466	154	1	85	145	8	1099	13.6	31
1994-95	80	2944	465	1107	.420	183	511	.358	235	300	.783	27	196	223	660	157	0	97	220	6	1348	16.9	40
1995-96	74	2513	396	950	.417	144	403	.357	163	204	.799	29	152	181	509	115	0	70	156	10	1099	14.9	30
1996-97	79	2937	432	1075	.402	177	468	.378	165	200	.825	44	182	226	672	110	0	75	212	10	1206	15.3	37
1997-98	64	2053	311	743	.419	123	316	.389	136	172	.791	31	163	194	442	120	0	64	104	6	881	13.8	35
TOT	378	13147	2017	4924	.410	750	2062	.364	849	1068	.795	178	884	1062	2749	650	1	391	837	40	5633	14.9	4

PLAYOFFS

G	Min.	FG	FGA	Pct.	3FG	3FGA	PCT	FT	FTA	Pct.	Off.	Def.	Tot.	Ast.	PF	Do.	StL.	TO	Blk.	Pts.	Avg.	HI	
1994-95	10	464	67	162	.414	21	66	.318	45	59	.763	9	29	38	73	-	-	21	22	3	200	20.0	-
1995-96	4	137	16	54	.296	5	16	.313	10	13	.769	4	12	16	27	-	-	2	11	0	47	11.8	-
1996-97	9	353	45	119	.378	12	44	.273	28	34	.824	6	25	31	58	-	-	10	18	0	130	14.4	-
1997-98	13	367	50	151	.331	22	70	.314	29	40	.725	9	23	32	54	-	-	8	22	1	151	11.6	-
TOT	36	1321	178	486	.366	60	196	.306	112	146	.767	28	89	117	212	-	-	41	73	4	528	14.7	-

JAY VINCENT - 6-8, 220 - MICHIGAN STATE

JUNE 10, 1959

REGULAR SEASON

G	Min.	FG	FGA	Pct.	3FG	3FGA	PCT	FT	FTA	Pct.	Off.	Def.	Tot.	Ast.	PF	Do.	StL.	TO	Blk.	Pts.	Avg.	HI	
1989-90	24	200	41	78	.526	0	1	.000	8	12	.667	7	19	26	10	29	0	8	19	3	90	3.8	16

PLAYOFFS

G	Min.	FG	FGA	Pct.	3FG	3FGA	PCT	FT	FTA	Pct.	Off.	Def.	Tot.	Ast.	PF	Do.	StL.	TO	Blk.	Pts.	Avg.	HI	
1989-90	3	8	0	2	.000	0	0	-	0	0	-	0	0	0	-	-	-	0	2	0	0	0.0	-

SASHA VUJACIC - 6-7, 205 - SLOVENIA

MARCH 8, 1984

REGULAR SEASON

G	Min.	FG	FGA	Pct.	3FG	3FGA	PCT	FT	FTA	Pct.	Off.	Def.	Tot.	Ast.	PF	Do.	StL.	TO	Blk.	Pts.	Avg.	HI	
2004-05	35	403	33	117	.282	17	63	.270	18	19	.947	13	49	62	51	41	1	12	15	2	101	2.9	10
2005-06	82	1449	108	312	.346	59	172	.343	46	52	.885	33	126	159	139	150	0	48	50	3	321	3.9	12
2006-07	73	935	105	268	.392	60	161	.373	43	49	.878	28	79	107	84	103	1	41	30	1	313	4.3	18
2007-08	72	1279	219	482	.454	118	270	.437	76	91	.835	19	135	154	72	107	0	36	52	5	632	8.8	22
2008-09	80	1293	155	401	.387	81	223	.363	70	76	.921	19	116	135	113	154	0	77	35	7	461	5.8	17
2009-10	67	575	66	164	.402	25	81	.309	28	33	.848	25	54	79	41	67	0	20	17	4	185	2.8	6
2010-11	11	54	8	23	.348	3	7	.429	1	2	.500	1	3	4	5	7	0	1	5	0	20	1.8	6
TOT	420	5987	694	1767	.393	363	977	.372	282	322	.876	138	562	700	485	629	2	235	204	22	2033	4.8	-

PLAYOFFS

G	Min.	FG	FGA	Pct.	3FG	3FGA	PCT	FT	FTA	Pct.	Off.	Def.	Tot.	Ast.	PF	Do.	StL.	TO	Blk.	Pts.	Avg.	HI	
2005-06	7	129	11	26	.423	9	15	.600	11	11	1.000	3	14	17	6	-	-	4	3	0	42	6.0	-
2006-07	4	43	5	9	.556	1	4	.250	0	0	-	2	2	4	3	-	-	1	3	0	11	2.8	-
2007-08	21	456	55	138	.399	31	79	.392	30	35	.857	8	38	46	16	-	-	12	18	4	171	8.1	-
2008-09	23	250	24	91	.264	16	51	.314	5	6	.833	7	25	32	12	-	-	10	10	4	69	3.0	-
2009-10	10	76	10	23	.435	6	15	.400	5	6	.833	3	5	8	5	-	-	2	3	0	31	3.1	-
TOT	65	953	105	287	.366	63	164	.384	51	58	.879	23	84	107	42	-	-	29	37	8	324	5.0	-



ALL-TIME ROSTER WITH STATISTICS



VON WAFER - 6-5, 210 - FLORIDA STATE

JULY 21, 1985

REGULAR SEASON

G	Min.	FG	FGA	Pct.	3FG	3FGA	PCT	FT	FTA	Pct.	Off.	Def.	Tot.	Ast.	PF	Dq.	StL.	TO	Blk.	Pts.	Avg.	HI	
2005-06	16	73	6	38	.158	2	17	.118	6	8	.750	5	3	8	4	12	0	3	1	0	20	1.3	9

MILTON WAGNER - 6-5, 185 - LOUISVILLE

FEBRUARY 20, 1963

REGULAR SEASON

G	Min.	FG	FGA	Pct.	3FG	3FGA	PCT	FT	FTA	Pct.	Off.	Def.	Tot.	Ast.	PF	Dq.	StL.	TO	Blk.	Pts.	Avg.	HI	
1987-88	40	380	62	147	.422	2	10	.200	26	29	.897	4	24	28	61	42	0	6	22	4	152	3.8	14

PLAYOFFS

G	Min.	FG	FGA	Pct.	3FG	3FGA	PCT	FT	FTA	Pct.	Off.	Def.	Tot.	Ast.	PF	Dq.	StL.	TO	Blk.	Pts.	Avg.	HI
1987-88	5	14	2	5	.400	0	1	.000	2	2	1.000	0	2	2	3	-	0	0	1	6	1.2	-

SAMAKI WALKER - 6-9, 255 - LOUISVILLE

FEBRUARY 25, 1976

REGULAR SEASON

G	Min.	FG	FGA	Pct.	3FG	3FGA	PCT	FT	FTA	Pct.	Off.	Def.	Tot.	Ast.	PF	Dq.	StL.	TO	Blk.	Pts.	Avg.	HI	
2001-02	69	1655	187	365	.512	0	0	-	86	129	.667	129	352	481	64	170	1	28	53	88	460	6.7	18
2002-03	67	1243	115	274	.420	0	1	.000	66	101	.653	115	253	368	64	143	4	20	56	55	296	4.4	14
TOT	136	2898	302	639	.473	0	1	.000	152	230	.661	244	605	849	128	313	5	48	109	143	756	5.6	-

PLAYOFFS

G	Min.	FG	FGA	Pct.	3FG	3FGA	PCT	FT	FTA	Pct.	Off.	Def.	Tot.	Ast.	PF	Dq.	StL.	TO	Blk.	Pts.	Avg.	HI
2001-02	19	240	24	52	.462	1	1	1.000	13	17	.765	32	46	78	4	-	2	12	6	62	3.3	-
2002-03	9	49	2	5	.400	0	0	-	0	0	-	4	9	13	2	-	1	3	2	4	0.4	-
TOT	28	289	26	57	.456	1	1	1.000	13	17	.765	36	55	91	6	-	3	15	8	66	2.4	-

PAUL "LEFTY" WALTHER - 6-2, 165 - TENNESSEE

MARCH 23, 1927

REGULAR SEASON

G	Min.	FG	FGA	Pct.	3FG	3FGA	PCT	FT	FTA	Pct.	Off.	Def.	Tot.	Ast.	PF	Dq.	StL.	TO	Blk.	Pts.	Avg.	HI
1949-50	22	-	32	80	.400	-	-	-	11	21	.524	-	-	-	10	39	-	-	-	75	3.4	-

LUKE WALTON - 6-8, 235 - ARIZONA

MARCH 28, 1980

REGULAR SEASON

G	Min.	FG	FGA	Pct.	3FG	3FGA	PCT	FT	FTA	Pct.	Off.	Def.	Tot.	Ast.	PF	Dq.	StL.	TO	Blk.	Pts.	Avg.	HI	
2003-04	72	730	65	153	.425	13	39	.333	31	44	.705	39	88	127	113	70	1	28	44	8	174	2.4	9
2004-05	61	768	74	180	.411	16	61	.262	34	48	.708	55	87	142	93	70	0	26	58	11	198	3.2	19
2005-06	69	1333	135	328	.412	18	55	.327	57	76	.750	88	159	247	156	119	1	41	78	15	345	5.0	17
2006-07	60	1982	264	557	.474	48	124	.387	108	145	.745	87	215	302	257	117	2	60	118	21	684	11.4	25
2007-08	74	1729	215	478	.450	28	84	.333	77	109	.706	85	206	291	218	133	1	60	100	18	535	7.2	19
2008-09	65	1168	134	307	.436	17	57	.298	41	57	.719	55	125	180	177	105	1	32	69	10	326	5.0	14
2009-10	29	272	30	84	.357	7	17	.412	2	4	.500	12	26	38	40	19	0	12	1	69	2.4	11	
2010-11	54	484	38	116	.328	8	34	.235	7	10	.700	9	58	67	62	38	0	9	31	4	91	1.7	9
2011-12	9	65	6	14	.429	0	4	.000	0	0	-	6	8	14	5	9	0	2	2	0	12	1.3	6
TOT	493	8529	961	2217	.433	155	475	.326	357	493	.724	436	972	1408	1121	680	6	268	512	88	2434	4.9	-

PLAYOFFS

G	Min.	FG	FGA	Pct.	3FG	3FGA	PCT	FT	FTA	Pct.	Off.	Def.	Tot.	Ast.	PF	Dq.	StL.	TO	Blk.	Pts.	Avg.	HI
2003-04	17	134	10	29	.345	5	13	.385	7	10	.700	5	17	22	26	-	7	14	2	32	1.9	-
2005-06	7	235	38	83	.458	4	11	.364	5	5	1.000	10	35	45	12	-	7	11	1	85	12.1	-
2006-07	5	128	14	36	.389	5	12	.417	3	4	.750	9	12	21	13	-	7	15	1	36	7.2	-
2007-08	21	353	44	97	.454	11	26	.423	26	36	.722	13	42	55	41	-	11	20	4	125	6.0	-
2008-09	21	332	32	75	.427	5	16	.313	11	18	.611	16	36	52	45	-	14	20	3	80	3.8	-
2009-10	16	96	7	23	.304	2	9	.222	2	4	.500	0	8	8	14	-	1	4	2	18	1.1	-
2010-11	1	4	0	2	.000	0	2	.000	0	0	-	0	1	1	0	-	0	2	0	0	0.0	-
TOT	88	1281	145	345	.420	32	89	.360	54	77	.701	53	151	204	151	-	47	86	13	376	4.3	-

CARNELL WARNER - 6-9, 225 - JACKSON STATE

AUGUST 12, 1948

REGULAR SEASON

G	Min.	FG	FGA	Pct.	3FG	3FGA	PCT	FT	FTA	Pct.	Off.	Def.	Tot.	Ast.	PF	Dq.	StL.	TO	Blk.	Pts.	Avg.	HI	
1975-76	81	2512	251	524	.479	-	-	-	89	128	.695	223	499	722	106	283	3	55	-	46	591	7.3	24
1976-77	14	170	25	53	.472	-	-	-	4	6	.667	21	48	69	11	28	0	1	-	2	54	3.9	10
TOT	95	2682	276	577	.478	-	-	-	93	134	.694	244	547	791	117	311	3	56	-	48	645	6.8	-

PLAYOFFS

G	Min.	FG	FGA	Pct.	3FG	3FGA	PCT	FT	FTA	Pct.	Off.	Def.	Tot.	Ast.	PF	Dq.	StL.	TO	Blk.	Pts.	Avg.	HI
1976-77	5	56	7	12	.583	-	-	-	0	0	-	-	9	6	-	-	-	-	-	14	2.8	-





ALL-TIME ROSTER WITH STATISTICS

KERMIT WASHINGTON - 6-8, 230 - AMERICAN INTERNATIONAL

SEPTEMBER 17, 1951

REGULAR SEASON

G	Min.	FG	FGA	Pct.	3FG	3FGA	PCT	FT	FTA	Pct.	Off.	Def.	Tot.	Ast.	PF	Do.	StL.	TO	Blk.	Pts.	Avg.	HI
1973-74	45	400	73	151	.483	-	-	26	49	.531	62	85	147	19	77	0	21	-	18	172	3.8	18
1974-75	55	949	87	207	.420	-	-	72	122	.590	106	244	350	66	155	2	25	-	32	246	4.5	12
1975-76	36	492	39	90	.433	-	-	45	66	.682	51	114	165	20	7	0	11	-	26	123	3.4	14
1976-77	53	1342	191	380	.503	-	-	132	187	.706	182	310	492	48	183	1	43	-	52	514	9.7	20
1977-78	25	751	110	244	.451	-	-	68	110	.618	110	169	279	30	74	1	19	53	24	288	11.5	22
TOT	214	3934	500	1072	.466	-	-	343	534	.642	511	922	1433	183	565	4	119	53	152	1343	6.3	-

PLAYOFFS

G	Min.	FG	FGA	Pct.	3FG	3FGA	PCT	FT	FTA	Pct.	Off.	Def.	Tot.	Ast.	PF	Do.	StL.	TO	Blk.	Pts.	Avg.	HI
1973-74	3	14	5	11	.455	-	-	5	7	.714	-	-	10	1	-	-	-	-	-	15	5.0	-

BOBBY WATSON - 6-0, 160 - KENTUCKY

MARCH 22, 1930

REGULAR SEASON

G	Min.	FG	FGA	Pct.	3FG	3FGA	PCT	FT	FTA	Pct.	Off.	Def.	Tot.	Ast.	PF	Do.	StL.	TO	Blk.	Pts.	Avg.	HI
1954-55*	63	702	72	223	.323	-	-	31	45	.689	-	-	87	79	67	0	-	-	-	175	2.8	-

WALTER WESLEY - 6-11, 230 - KANSAS

JANUARY 25, 1945

REGULAR SEASON

G	Min.	FG	FGA	Pct.	3FG	3FGA	PCT	FT	FTA	Pct.	Off.	Def.	Tot.	Ast.	PF	Do.	StL.	TO	Blk.	Pts.	Avg.	HI
1975-76	1	7	1	2	.500	-	-	2	4	.500	0	1	1	1	2	0	0	-	0	4	4.0	4

JERRY WEST - 6-2, 180 - WEST VIRGINIA

MAY 28, 1938

REGULAR SEASON

G	Min.	FG	FGA	Pct.	3FG	3FGA	PCT	FT	FTA	Pct.	Off.	Def.	Tot.	Ast.	PF	Do.	StL.	TO	Blk.	Pts.	Avg.	HI
1960-61	79	2797	529	1264	.419	-	-	331	497	.666	-	-	611	333	213	1	-	-	-	1389	17.6	-
1961-62	75	3087	799	1795	.445	-	-	712	926	.769	-	-	591	402	173	4	-	-	-	2310	30.8	-
1962-63	55	2163	559	1213	.461	-	-	371	477	.778	-	-	384	307	150	1	-	-	-	1489	27.1	-
1963-64	72	2906	740	1529	.484	-	-	584	702	.832	-	-	433	403	200	2	-	-	-	2064	28.7	-
1964-65	74	3066	822	1655	.497	-	-	648	789	.821	-	-	447	364	221	2	-	-	-	2292	31.0	-
1965-66	79	3218	818	1731	.473	-	-	840	977	.860	-	-	562	480	243	1	-	-	-	2476	31.3	-
1966-67	66	2670	645	1389	.464	-	-	602	686	.878	-	-	392	447	160	1	-	-	-	1892	28.7	-
1967-68	51	1919	476	926	.514	-	-	391	482	.811	-	-	294	310	152	1	-	-	-	1343	26.3	-
1968-69	61	2394	545	1156	.471	-	-	490	597	.821	-	-	262	423	156	1	-	-	-	1580	25.9	-
1969-70	74	3106	831	1673	.497	-	-	647	785	.824	-	-	338	554	160	3	-	-	-	2309	31.2	-
1970-71	69	2845	667	1351	.494	-	-	525	631	.832	-	-	320	655	180	0	-	-	-	1859	26.9	-
1971-72	77	2973	735	1540	.477	-	-	515	633	.814	-	-	327	747	209	0	-	-	-	1985	25.8	-
1972-73	69	2460	618	1291	.479	-	-	379	421	.805	-	-	289	607	138	0	-	-	-	1575	22.8	-
1973-74	31	967	232	519	.447	-	-	165	198	.833	30	86	116	206	80	0	81	-	23	629	20.3	35
TOT	932	36571	9016	19032	.474	-	-	7160	8801	.814	30	86	5376	6238	2435	17	81	-	23	25192	27.0	-

PLAYOFFS

G	Min.	FG	FGA	Pct.	3FG	3FGA	PCT	FT	FTA	Pct.	Off.	Def.	Tot.	Ast.	PF	Do.	StL.	TO	Blk.	Pts.	Avg.	HI
1960-61	12	461	99	202	.490	-	-	77	106	.726	-	-	104	66	-	-	-	-	-	275	22.9	-
1961-62	13	557	144	310	.465	-	-	121	150	.807	-	-	88	57	-	-	-	-	-	409	31.5	-
1962-63	13	538	144	286	.503	-	-	74	100	.740	-	-	106	61	-	-	-	-	-	362	27.8	-
1963-64	5	206	57	115	.496	-	-	42	53	.792	-	-	36	17	-	-	-	-	-	156	31.2	-
1964-65	11	470	155	351	.442	-	-	137	154	.890	-	-	63	58	-	-	-	-	-	447	40.6	-
1965-66	14	619	185	357	.518	-	-	109	125	.872	-	-	88	79	-	-	-	-	-	479	34.2	-
1966-67	1	1	0	0	.000	-	-	0	0	-	-	-	1	0	-	-	-	-	-	0	0.0	-
1967-68	15	622	165	313	.527	-	-	132	169	.781	-	-	81	82	-	-	-	-	-	462	30.8	-
1968-69	18	757	196	423	.463	-	-	164	204	.804	-	-	71	135	-	-	-	-	-	556	30.9	-
1969-70	18	830	196	418	.469	-	-	170	212	.802	-	-	66	151	-	-	-	-	-	562	31.2	-
1971-72	15	608	128	340	.376	-	-	88	106	.830	-	-	73	134	-	-	-	-	-	344	22.9	-
1972-73	17	638	151	336	.449	-	-	99	127	.780	-	-	76	132	-	-	-	-	-	401	23.6	-
1973-74	1	14	2	9	.222	-	-	0	0	-	-	-	2	1	-	-	-	-	-	4	4.0	-
TOT	153	6321	1622	3460	.469	-	-	1213	1506	.805	-	-	855	973	-	-	-	-	-	4457	29.1	-

JOHN WEITZEL - 6-5, 190 - VIRGINIA TECH

OCTOBER 22, 1944

REGULAR SEASON

G	Min.	FG	FGA	Pct.	3FG	3FGA	PCT	FT	FTA	Pct.	Off.	Def.	Tot.	Ast.	PF	Do.	StL.	TO	Blk.	Pts.	Avg.	HI
1967-68	38	434	52	119	.437	-	-	35	46	.761	-	-	84	51	55	0	-	-	-	139	3.7	-

EUGENE WILEY - 6-10, 220 - WICHITA STATE

NOVEMBER 12, 1937

REGULAR SEASON

G	Min.	FG	FGA	Pct.	3FG	3FGA	PCT	FT	FTA	Pct.	Off.	Def.	Tot.	Ast.	PF	Do.	StL.	TO	Blk.	Pts.	Avg.	HI
1962-63	75	1488	109	236	.462	-	-	23	68	.338	-	-	504	40	180	4	-	-	-	241	3.2	-
1963-64	78	1510	146	273	.535	-	-	45	75	.600	-	-	510	44	225	4	-	-	-	337	4.3	-
1964-65	80	2002	175	376	.465	-	-	56	111	.505	-	-	690	105	235	11	-	-	-	406	5.1	-
1965-66	67	1386	123	289	.426	-	-	43	76	.566	-	-	490	63	171	3	-	-	-	289	4.3	-
TOT	299	6386	551	1168	.472	-	-	167	330	.506	-	-	2188	252	811	22	-	-	-	1269	4.2	-

PLAYOFFS

G	Min.	FG	FGA	Pct.	3FG	3FGA	PCT	FT	FTA	Pct.	Off.	Def.	Tot.	Ast.	PF	Do.	StL.	TO	Blk.	Pts.	Avg.	HI
1962-63	9	278	14	35	.400	-	-	2	15	.133	-	-	97	11	-	-	-	-	-	30	3.3	-
1963-64	5	48	5	8	.625	-	-	3	3	1.000	-	-	16	0	-	-	-	-	-	13	2.6	-
1964-65	11	379	33	59	.559	-	-	11	19	.579	-	-	158	23	-	-	-	-	-	77	7.0	-
1965-6																						

ALL-TIME ROSTER WITH STATISTICS



JAMAAL WILKES - 6-6, 190 - UCLA MAY 2, 1953

REGULAR SEASON

G	Min.	FG	FGA	Pct.	3FG	3FGA	PCT	FT	FTA	Pct.	Off.	Def.	Tot.	Ast.	PF	Dq.	Stl.	TO	Blk.	Pts.	Avg.	Hi	
1977-78	51	1490	277	630	.440	-	-	-	106	148	.716	113	267	380	182	162	1	77	107	22	660	12.9	29
1978-79	82	2915	626	1242	.504	-	-	-	272	362	.751	164	445	609	227	275	2	134	224	27	1524	18.6	31
1979-80	82	3111	726	1358	.535	3	17	.176	189	234	.808	176	349	525	250	220	1	129	157	28	1644	20.0	30
1980-81	81	3028	786	1495	.526	1	13	.077	254	335	.758	146	289	435	235	223	1	121	207	29	1827	22.6	34
1981-82	82	2906	744	1417	.525	0	4	.000	246	336	.732	153	240	393	143	240	1	89	164	24	1734	21.1	36
1982-83	80	2552	684	1290	.530	0	6	.000	203	268	.757	146	197	343	182	221	0	65	150	17	1571	19.6	36
1983-84	75	2507	542	1055	.514	2	8	.250	208	280	.743	130	210	340	214	205	0	72	137	41	1294	17.3	31
1984-85	42	761	148	303	.488	0	1	.000	51	66	.773	35	59	94	41	65	0	19	49	3	347	8.3	24
TOT	575	19270	4533	8790	.516	6	49	.122	1529	2029	.754	1063	2056	3119	1474	1611	6	706	1195	191	10601	18.4	-

PLAYOFFS

G	Min.	FG	FGA	Pct.	3FG	3FGA	PCT	FT	FTA	Pct.	Off.	Def.	Tot.	Ast.	PF	Dq.	Stl.	TO	Blk.	Pts.	Avg.	Hi
1977-78	3	108	15	32	.469	-	-	-	6	11	.545	-	-	26	8	-	3	-	1	36	12.0	-
1978-79	8	307	61	128	.477	-	-	-	25	37	.676	-	-	68	16	-	15	-	2	147	18.4	-
1979-80	16	652	140	294	.476	0	1	.000	44	54	.815	53	75	128	48	-	24	35	5	324	20.3	-
1980-81	3	113	21	48	.438	0	1	.000	12	18	.667	4	4	8	4	-	1	4	1	54	18.0	-
1981-82	14	535	121	241	.502	0	1	.000	38	49	.776	40	30	70	37	-	16	40	3	280	20.0	-
1982-83	15	589	136	273	.498	0	2	.000	27	44	.614	42	48	90	51	-	20	33	11	299	19.9	-
1983-84	14	196	28	70	.400	0	1	.000	7	11	.636	10	16	26	9	-	4	7	2	63	4.5	-
TOT	73	2500	522	1086	.481	0	6	.000	159	224	.710	149	173	416	173	-	83	119	25	1203	16.5	-

*BOB WILLIAMS - 6-6, 230 - FLORIDA A&M

MAY 12, 1931

REGULAR SEASON

G	Min.	FG	FGA	Pct.	3FG	3FGA	PCT	FT	FTA	Pct.	Off.	Def.	Tot.	Ast.	PF	Dq.	Stl.	TO	Blk.	Pts.	Avg.	Hi	
1955-56	20	173	21	46	.457	-	-	-	24	45	.533	-	-	54	7	36	1	-	-	1	66	3.3	-
1956-57	4	20	1	4	.250	-	-	-	2	3	.667	-	-	5	0	2	0	-	-	4	1.0	-	
TOT	24	193	22	50	.440	-	-	-	26	48	.542	-	-	59	7	38	1	-	-	70	2.9	-	

RON WILLIAMS - 6-3, 190 - WEST VIRGINIA

SEPTEMBER 24, 1944

REGULAR SEASON

G	Min.	FG	FGA	Pct.	3FG	3FGA	PCT	FT	FTA	Pct.	Off.	Def.	Tot.	Ast.	PF	Dq.	Stl.	TO	Blk.	Pts.	Avg.	Hi	
1975-76	9	158	17	43	.395	-	-	-	10	13	.769	2	17	19	21	15	0	3	-	0	44	4.9	12

SHAMMOON WILLIAMS - 6-1, 200 - NORTH CAROLINA

APRIL 5, 1975

REGULAR SEASON

G	Min.	FG	FGA	Pct.	3FG	3FGA	PCT	FT	FTA	Pct.	Off.	Def.	Tot.	Ast.	PF	Dq.	Stl.	TO	Blk.	Pts.	Avg.	Hi	
2006-07	30	345	35	86	.407	20	50	.400	4	6	.667	11	29	40	31	20	0	12	13	0	94	3.1	14

PLAYOFFS

G	Min.	FG	FGA	Pct.	3FG	3FGA	PCT	FT	FTA	Pct.	Off.	Def.	Tot.	Ast.	PF	Dq.	Stl.	TO	Blk.	Pts.	Avg.	Hi
2006-07	4	80	7	19	.368	2	8	.250	0	0	-	2	1	3	7	-	0	2	1	16	4.0	-
1961-62	4	12	3	8	.375	-	-	-	1	2	.500	-	-	5	1	-	-	-	-	7	1.8	-

TREVOR WILSON - 6-8, 210 - UCLA

MARCH 16, 1968

REGULAR SEASON

G	Min.	FG	FGA	Pct.	3FG	3FGA	PCT	FT	FTA	Pct.	Off.	Def.	Tot.	Ast.	PF	Dq.	Stl.	TO	Blk.	Pts.	Avg.	Hi	
1993-94	5	126	19	39	.487	0	0	-	13	25	.520	12	16	28	12	17	0	5	6	1	51	10.2	16

BRIAN WINTERS - 6-4, 185 - SOUTH CAROLINA

MARCH 1, 1952

REGULAR SEASON

G	Min.	FG	FGA	Pct.	3FG	3FGA	PCT	FT	FTA	Pct.	Off.	Def.	Tot.	Ast.	PF	Dq.	Stl.	TO	Blk.	Pts.	Avg.	Hi	
1974-75	68	1516	359	810	.443	-	-	-	76	92	.826	39	99	138	195	168	1	74	-	18	794	11.7	30

ORLANDO WOOLRIDGE - 6-9, 215 - NOTRE DAME

DECEMBER 16, 1959

REGULAR SEASON

G	Min.	FG	FGA	Pct.	3FG	3FGA	PCT	FT	FTA	Pct.	Off.	Def.	Tot.	Ast.	PF	Dq.	Stl.	TO	Blk.	Pts.	Avg.	Hi	
1988-89	74	1491	231	494	.468	0	1	.000	253	343	.738	81	189	270	58	130	0	30	103	65	715	9.7	29
1989-90	62	1421	306	550	.556	0	5	.000	176	240	.733	49	136	185	96	160	2	39	73	46	788	12.7	24
TOT	136	2912	537	1044	.514	0	6	.000	429	583	.736	130	325	455	154	290	2	69	176	111	1503	11.1	-

PLAYOFFS

G	Min.	FG	FGA	Pct.	3FG	3FGA	PCT	FT	FTA	Pct.	Off.	Def.	Tot.	Ast.	PF	Dq.	Stl.	TO	Blk.	Pts.	Avg.	Hi
1988-89	15	276	39	75	.520	0	1	.000	44	62	.710	20	50	70	17	-	2	22	15	122	8.1	-
1989-90	9	199	40	70	.571	0	1	.000	26	37	.703	6	17	23	10	-	8	11	8	106	11.8	-
TOT	24	475	79	145	.545	0	1	.000	70	99	.707	26	67	93	27	-	10	33	23	228	9.5	-



* First African-American Player in Lakers History



ALL-TIME ROSTER WITH STATISTICS

METTA WORLD PEACE - 6-7, 260 - ST. JOHN'S

NOVEMBER 13, 1979

REGULAR SEASON

G	Min.	FG	FGA	Pct.	3FG	3FGA	PCT	FT	FTA	Pct.	Off.	Def.	Tot.	Ast.	PF	Do.	StL.	TO	Blk.	Pts.	Avg.	HI	
2009-10	77	2605	306	740	.414	105	296	.355	128	186	.688	99	232	331	234	165	1	106	121	21	845	11.0	22
2010-11	82	2410	261	658	.397	83	233	.356	92	136	.676	100	167	267	175	181	1	124	90	36	697	8.5	24
2011-12	64	1720	183	465	.394	56	189	.296	71	115	.617	71	147	218	140	137	1	69	69	27	493	7.7	26
2012-13	75	2530	332	824	.403	141	412	.342	124	169	.734	101	271	372	112	198	4	122	98	42	929	12.4	24
TOT	298	9265	1082	2687	.403	385	1130	.341	415	606	.685	371	817	1188	661	681	7	421	378	126	2964	9.9	-

PLAYOFFS

G	Min.	FG	FGA	Pct.	3FG	3FGA	PCT	FT	FTA	Pct.	Off.	Def.	Tot.	Ast.	PF	Do.	StL.	TO	Blk.	Pts.	Avg.	HI	
2009-10	23	839	101	254	.398	34	117	.291	22	38	.579	33	58	91	49	67	1	35	25	12	258	11.2	25
2010-11	9	287	35	79	.443	9	28	.321	16	21	.762	17	24	41	20	23	0	10	9	7	95	10.6	16
2011-12	6	236	22	60	.367	14	36	.389	12	16	.750	3	18	21	14	18	0	13	5	4	70	11.7	15
2012-13	3	84	7	28	.250	2	14	.143	2	2	1.000	6	5	11	5	5	0	2	3	1	18	6.0	13
TOT	41	1446	165	421	.392	59	195	.303	52	77	.675	59	105	164	88	113	1	60	42	24	441	10.8	-

JAMES WORTHY - 6-9, 225 - NORTH CAROLINA

FEBRUARY 27, 1961

REGULAR SEASON

G	Min.	FG	FGA	Pct.	3FG	3FGA	PCT	FT	FTA	Pct.	Off.	Def.	Tot.	Ast.	PF	Do.	StL.	TO	Blk.	Pts.	Avg.	HI	
1982-83	77	1970	447	772	.579	1	4	.250	138	221	.624	157	242	399	132	221	2	91	178	64	1033	13.4	28
1983-84	82	2415	495	890	.556	0	6	.000	195	257	.759	157	358	515	207	244	5	77	181	70	1185	14.5	37
1984-85	80	2696	610	1066	.572	0	7	.000	190	245	.776	169	342	511	201	196	0	87	198	67	1410	17.6	32
1985-86	75	2454	629	1086	.579	0	13	.000	242	314	.771	136	251	387	201	195	0	82	149	77	1500	20.0	37
1986-87	82	2819	651	1207	.539	0	13	.000	292	289	.751	158	308	466	226	206	0	108	168	83	1594	19.4	31
1987-88	75	2655	617	1161	.531	2	16	.125	242	304	.796	129	245	374	289	175	1	72	155	55	1478	19.7	38
1988-89	81	2960	702	1282	.548	2	23	.087	251	321	.782	169	320	489	288	175	0	108	182	56	1657	20.5	38
1989-90	80	2960	711	1298	.548	15	49	.306	248	317	.782	160	318	478	288	190	0	99	160	49	1685	21.1	35
1990-91	78	3008	716	1455	.492	26	90	.289	212	266	.797	107	249	356	275	117	0	104	127	35	1670	21.4	36
1991-92	54	2108	450	1007	.447	9	43	.209	166	204	.814	98	207	305	252	89	0	76	127	23	1075	19.9	37
1992-93	82	2359	510	1142	.447	30	111	.270	171	211	.810	73	174	247	278	87	0	92	137	27	1221	14.9	30
1993-94	80	1597	340	838	.406	32	111	.288	100	135	.741	48	133	181	154	80	0	45	97	18	812	10.2	31
TOT	926	30001	6878	13204	.521	117	486	.241	2447	3184	.769	1561	3147	4708	2791	1975	8	1041	1859	624	16320	17.6	-

PLAYOFFS

G	Min.	FG	FGA	Pct.	3FG	3FGA	PCT	FT	FTA	Pct.	Off.	Def.	Tot.	Ast.	PF	Do.	StL.	TO	Blk.	Pts.	Avg.	HI
1983-84	21	708	164	274	.599	1	2	.500	42	69	.609	36	69	105	56	-	27	39	11	371	17.7	-
1984-85	19	626	166	267	.622	1	2	.500	75	111	.676	35	61	96	41	-	17	26	13	408	21.5	-
1985-86	14	539	121	217	.558	0	4	.000	32	47	.681	22	43	65	45	-	16	36	10	274	19.6	-
1986-87	18	681	176	298	.591	0	2	.000	73	97	.753	31	70	101	63	-	28	40	22	425	23.6	-
1987-88	24	896	204	390	.523	1	9	.111	97	128	.758	53	86	139	106	-	33	55	19	506	21.1	-
1988-89	15	600	153	270	.567	3	8	.375	63	80	.788	37	64	101	42	-	18	33	16	372	24.8	-
1989-90	9	366	90	181	.497	2	8	.250	36	43	.837	11	39	50	27	-	14	22	3	218	24.2	-
1990-91	18	733	161	346	.465	4	24	.167	53	72	.736	25	48	73	70	-	19	40	2	379	21.1	-
1992-93	5	148	32	86	.372	2	8	.250	3	5	.600	7	10	17	13	-	5	7	0	69	13.8	-
TOT	143	5297	1267	2329	.544	14	67	.209	474	652	.727	257	490	747	463	-	177	298	96	3022	21.1	-

WAYNE YATES - 6-8, 235 - MEMPHIS STATE

NOVEMBER 7, 1937


REGULAR SEASON

G	Min.	FG	FGA	Pct.	3FG	3FGA	PCT	FT	FTA	Pct.	Off.	Def.	Tot.	Ast.	PF	Do.	StL.	TO	Blk.	Pts.	Avg.	HI
1961-62	37	263	31	105	.295	-	-	-	10	22	.455	-	-	94	16	72	1	-	-	72	1.9	-

PLAYOFFS

G	Min.	FG	FGA	Pct.	3FG	3FGA	PCT	FT	FTA	Pct.	Off.	Def.	Tot.	Ast.	PF	Do.	StL.	TO	Blk.	Pts.	Avg.	HI
4	12	3	8	.375	-	-	-	1	2	.500	-	-	5	1	-	-	-	-	-	7	1.8	-





PLAYOFF RECORDS

272	Year-by-Year Results
273	All-Time Playoff W/L Records
273	Margin of Victory / Defeat
273	Head-to-Head vs. Opponents
274	Career Leaders
275	All-Time Single-Game Highs
276	Lakers Individual Records
277	All-Time Highs / Lows
278	Opponent Individual Records
279	Opp. All-Time Highs / Lows
280	Playoff Triple-Doubles
281	All-Time Playoff Scores



YEAR-BY-YEAR PLAYOFF RESULTS

(Three Rounds: 1949, 1951-74 / Four Rounds: 1950, 1975-present)

MINNEAPOLIS

Year	FIRST ROUND		DIVISION SEMIFINALS		DIVISION FINALS		NBA FINALS	
	Opponent	W-L	Opponent	W-L	Opponent	W-L	Opponent	W-L
1949	--	--	Chicago	2-0	Rochester	2-0	Washington	4-2
1950	Chicago	2-0*	Fort Wayne	2-0*	Anderson	2-0*	Syracuse	4-2
1951	--	--	Indianapolis	2-1	Rochester	1-3	--	--
1952	--	--	Indianapolis	2-0	Rochester	3-1	New York	4-3
1953	--	--	Indianapolis	2-0	Fort Wayne	3-2	New York	4-1
1954	--	--	Rochester	1-0*	Rochester	2-1	Syracuse	4-3
1955	--	--	Fort Wayne	2-0*	--	--	--	--
1956	--	--	Rochester	2-1	Fort Wayne	1-3	--	--
1957	--	--	St. Louis	1-2	--	--	--	--
1958	--	--	Fort Wayne	2-0	St. Louis	0-3	--	--
1959	--	--	--	--	--	--	--	--
1959	--	--	Detroit	2-1	St. Louis	4-2	Boston	0-4
1960	--	--	Detroit	2-0	St. Louis	3-4	--	--
Totals		2-0		22-5		21-19		20-15
(MIN only)		(1,000)		(,815)		(,525)		(,571)

LOS ANGELES

Year	FIRST ROUND		DIV./CONF. SEMIFINALS		DIV./CONF. FINALS		NBA FINALS	
	Opponent	W-L	Opponent	W-L	Opponent	W-L	Opponent	W-L
1961	--	--	Detroit	3-2	St. Louis	3-4	--	--
1962	--	--	Bye	--	Detroit	4-2	Boston	3-4
1963	--	--	Bye	--	St. Louis	4-3	Boston	2-4
1964	--	--	St. Louis	2-3	--	--	--	--
1965	--	--	Bye	--	Baltimore	4-2	Boston	1-4
1966	--	--	Bye	--	St. Louis	4-3	Boston	3-4
1967	--	--	San Francisco	0-3	--	--	--	--
1968	--	--	Chicago	4-1	San Francisco	4-0	Boston	2-4
1969	--	--	San Francisco	4-2	Atlanta	4-1	Boston	3-4
1970	--	--	Phoenix	4-3	Atlanta	4-0	New York	3-4
1971	--	--	Chicago	4-3	Milwaukee	1-4	--	--
1972	--	--	Chicago	4-0	Milwaukee	4-2	New York	4-1
1973	--	--	Chicago	4-3	Golden State	4-1	New York	1-4
1974	--	--	Milwaukee	1-4	--	--	--	--
1975	--	--	--	--	--	--	--	--
1976	--	--	--	--	--	--	--	--
1977	Bye	--	Golden State	4-3	Portland	0-4	--	--
1978	Seattle	1-2	--	--	--	--	--	--
1979	Denver	2-1	Seattle	1-4	--	--	--	--
1980	Bye	--	Phoenix	4-1	Seattle	4-1	Philadelphia	4-2
1981	Houston	1-2	--	--	--	--	--	--
1982	Bye	--	Phoenix	4-0	San Antonio	4-0	Philadelphia	4-2
1983	Bye	--	Portland	4-1	San Antonio	4-2	Philadelphia	0-4
1984	Kansas City	3-0	Dallas	4-1	Phoenix	4-2	Boston	3-4
1985	Phoenix	3-0	Portland	4-1	Denver	4-1	Boston	4-2
1986	San Antonio	3-0	Dallas	4-2	Houston	1-4	--	--
1987	Denver	3-0	Golden State	4-1	Seattle	4-0	Boston	4-2
1988	San Antonio	3-0	Utah	4-3	Dallas	4-3	Detroit	4-3
1989	Portland	3-0	Seattle	4-0	Phoenix	4-0	Detroit	0-4
1990	Houston	3-1	Phoenix	1-4	--	--	--	--
1991	Houston	3-0	Golden State	4-1	Portland	4-2	Chicago	1-4
1992	Portland	1-3	--	--	--	--	--	--
1993	Phoenix	2-3	--	--	--	--	--	--
1994	--	--	--	--	--	--	--	--
1995	Seattle	3-1	San Antonio	2-4	--	--	--	--
1996	Houston	1-3	--	--	--	--	--	--
1997	Portland	3-1	Utah	1-4	--	--	--	--
1998	Portland	3-1	Seattle	4-1	Utah	0-4	--	--
1999	Houston	3-1	San Antonio	0-4	--	--	--	--
2000	Sacramento	3-2	Phoenix	4-1	Portland	4-3	Indiana	4-2
2001	Portland	3-0	Sacramento	4-0	San Antonio	4-0	Philadelphia	4-1
2002	Portland	3-0	San Antonio	4-1	Sacramento	4-3	New Jersey	4-0
2003	Minnesota	4-2	San Antonio	2-4	--	--	--	--
2004	Houston	4-1	San Antonio	4-2	Minnesota	4-2	Detroit	1-4
2005	--	--	--	--	--	--	--	--
2006	Phoenix	3-4	--	--	--	--	--	--
2007	Phoenix	1-4	--	--	--	--	--	--
2008	Denver	4-0	Utah	4-2	San Antonio	4-1	Boston	2-4
2009	Utah	4-1	Houston	4-3	Denver	4-2	Orlando	4-1
2010	Oklahoma City	4-2	Utah	4-0	Phoenix	4-2	Boston	4-3
2011	New Orleans	4-2	Dallas	0-4	--	--	--	--
2012	Denver	4-3	Oklahoma City	1-4	--	--	--	--
2013	San Antonio	0-4	--	--	--	--	--	--
Totals		85-44		114-80		105-58		69-75
(LA Only)		(,659)		(,588)		(,644)		(,479)

*1950 Format: Div. Semis, Div. Finals, NBA Semis, NBA Finals / *Round Robin; Winners Advance to Div. Finals



LAKERS ALL-TIME PLAYOFF RECORDS



ALL-TIME BEST PLAYOFF RECORDS*

	<u>W</u>	<u>L</u>	<u>PCT</u>
Los Angeles Lakers	438	296	.597
Boston Celtics	344	253	.576
Miami Heat	103	82	.557
San Antonio Spurs	185	150	.552
Chicago Bulls	177	144	.551
Detroit Pistons	188	174	.519
Philadelphia 76ers	216	205	.513
Indiana Pacers	99	97	.505
Oklahoma City Thunder	136	135	.502
New York Knickerbockers	186	189	.496

ALL-TIME BEST HOME PLAYOFF RECORDS*

	<u>W</u>	<u>L</u>	<u>PCT</u>
Los Angeles Lakers	286	96	.749
Chicago Bulls	118	43	.733
Boston Celtics	230	87	.726
Miami Heat	70	28	.714
Utah Jazz	85	38	.691
Oklahoma City Thunder	96	44	.686
Detroit Pistons	123	57	.683
San Antonio Spurs	114	53	.683
Portland Trail Blazers	72	34	.679
New York Knickerbockers	124	61	.670

ALL-TIME BEST ROAD PLAYOFF RECORDS*

	<u>W</u>	<u>L</u>	<u>PCT</u>
Los Angeles Lakers	152	200	.432
San Antonio Spurs	71	97	.423
Boston Celtics	114	166	.407
Brooklyn Nets	25	39	.391
Miami Heat	33	54	.379
Chicago Bulls	59	101	.369
Houston Rockets	45	78	.366
Philadelphia 76ers	78	137	.363
Phoenix Suns	49	87	.360
Detroit Pistons	65	117	.357

LARGEST MARGIN OF VICTORY

<u>Date</u>	<u>Opponent</u>	<u>Score</u>	<u>Margin</u>
3/19/56	vs. St. Louis	133-75	58
4/21/73	at Golden State	126-70	56
4/17/86	vs. San Antonio	135-88	47
5/22/85	vs. Denver	153-109	44
4/28/84	vs. Dallas	134-91	43
5/12/09	vs. Houston	118-78	40
4/5/69	at San Francisco	118-78	40
5/25/01	vs. San Antonio	111-72	39
4/29/87	vs. Denver	140-103	37
4/9/70	vs. Phoenix	129-94	35
4/23/87	vs. Denver	128-95	33
6/3/84	vs. Boston	137-104	33

LARGEST MARGIN OF DEFEAT

<u>Date</u>	<u>Opponent</u>	<u>Score</u>	<u>Margin</u>
6/17/08	at Boston	92-131	39
5/8/11	at Dallas	86-122	38
5/16/98	at Utah	77-112	35
5/27/85	at Boston	114-148	34
3/21/59	at St. Louis	90-124	34
6/16/00	at Indiana	87-120	33
6/6/82	at Philadelphia	6/6/82	33
4/25/65	at Boston	4/25/65	33
4/18/65	at Boston	110-142	32
4/26/13	vs. San Antonio	89-120	31
5/6/06	at Phoenix	90-121	31
3/24/59	at St. Louis	97-127	30

HEAD-TO-HEAD PLAYOFF RESULTS VS. OPPONENTS

<u>Team</u>	<u>G</u>	<u>Record</u>	<u>Series</u>	<u>Team</u>	<u>G</u>	<u>Record</u>	<u>Series</u>	<u>Team</u>	<u>G</u>	<u>Record</u>	<u>Series</u>
Anderson Packers [^]	2	2-0	1-0	Golden State	35	24-11	6-1	Phoenix	62	38-24	8-4
Atlanta	54	29-25	5-5	(San Francisco)	11	8-3	2-1	Portland	48	32-16	9-2
(St. Louis)	45	21-24	3-5	(Golden State)	24	16-8	4-0	Sacramento	36	25-11	8-1
(Atlanta)	9	8-1	2-0	Houston	35	20-15	5-3	(Rochester)	17	11-6	4-1
Boston	74	31-43	3-9	Indiana	6	4-2	1-0	(Kansas City)	3	3-0	1-0
Brooklyn	4	4-0	1-0	Indianapolis [^]	7	6-1	3-0	(Sacramento)	16	11-5	3-0
Charlotte	0	-	-	LA Clippers	0	-	-	San Antonio	56	34-22	8-4
Chicago	28	17-11	4-1	Memphis	0	-	-	Oklahoma City	41	26-15	6-3
Chicago Stags [^]	4	4-0	2-0	Miami	0	-	-	(Seattle)	30	21-9	5-2
Cleveland	0	-	-	Milwaukee	16	6-10	1-2	(Oklahoma City)	11	5-6	1-1
Dallas	22	12-10	3-1	Minnesota	12	8-4	2-0	Toronto	0	-	-
Denver	28	21-7	6-0	New Orleans	6	4-2	1-0	Utah	31	17-14	4-2
Detroit	47	26-21	9-3	New York	29	16-13	3-2	Washington	6	4-2	1-0
(Ft. Wayne)	15	10-5	4-1	Orlando	5	4-1	1-0	Wash. Capitols [^]	6	4-2	1-0
(Detroit)	47	16-16	5-2	Philadelphia	34	20-14	5-1				
				(Syracuse)	13	8-5	2-0	TOTALS	734	438-296	107-43
				(Philadelphia)	21	12-9	3-1			(.597)	(.713)

* Minimum 20 Games; [^]Defunct Franchise



LAKERS PLAYOFF CAREER LEADERS

POINTS

Kobe Bryant	5,640
Jerry West	4,457
Kareem Abdul-Jabbar	4,070
Earvin Johnson	3,701
Elgin Baylor	3,623
Shaquille O'Neal	3,383
James Worthy	3,022
Byron Scott	2,223
Derek Fisher	1,700
George Mikan	1,680

FIELD GOALS MADE

Kobe Bryant	2,014
Kareem Abdul-Jabbar	1,643
Jerry West	1,622
Elgin Baylor	1,388
Shaquille O'Neal	1,309
Earvin Johnson	1,291
James Worthy	1,267
Byron Scott	864
Pau Gasol	600
Michael Cooper / Derek Fisher	582

3-PT FG MADE

Kobe Bryant	292
Derek Fisher	219
Michael Cooper	124
Byron Scott	116
Robert Horry	83
Rick Fox	82
Sasha Vujacic	63
Nick Van Exel	60
Metta World Peace	59
Devean George	52

FREE THROWS MADE

Kobe Bryant	1,320
Jerry West	1,213
Earvin Johnson	1,068
Elgin Baylor	847
Kareem Abdul-Jabbar	784
Shaquille O'Neal	765
George Mikan	554
James Worthy	474
Byron Scott	379
Pau Gasol	358

REBOUNDS

Wilt Chamberlain	1,783
Elgin Baylor	1,725
Shaquille O'Neal	1,630
Kareem Abdul-Jabbar	1,525
Earvin Johnson	1,465
Kobe Bryant	1,119
Pau Gasol	937
A.C. Green	858
Jerry West	855
Lamar Odum	824

ASSISTS

Earvin Johnson	2,346*
Kobe Bryant	1,040
Jerry West	970
Michael Cooper	703
Elgin Baylor	541
Kareem Abdul-Jabbar	540
Derek Fisher	507
Norm Nixon	465
James Worthy	463
Shaquille O'Neal	360

GAMES

Kobe Bryant	220
Earvin Johnson	190
Derek Fisher	193
Kareem Abdul-Jabbar	180
Michael Cooper	168
Jerry West	153
Byron Scott	150
James Worthy	143
Elgin Baylor	134
A.C. Green	126

FIELD GOALS ATTEMPTED

Kobe Bryant	4,499
Jerry West	3,460
Elgin Baylor	3,151
Kareem Abdul-Jabbar	3,024
Earvin Johnson	2,552
Shaquille O'Neal	2,352
James Worthy	2,329
Byron Scott	1,747
George Mikan	1,394
Derek Fisher	1,358

3-PT FG ATTEMPTED

Kobe Bryant	882*
Derek Fisher	543
Michael Cooper	316
Byron Scott	286
Robert Horry	263
Rick Fox	230
Earvin Johnson	212
Nick Van Exel	196
Metta World Peace	195
Sasha Vujacic	164

FREE THROWS ATTEMPTED

Kobe Bryant	1,617
Jerry West	1,507
Shaquille O'Neal	1,472
Earvin Johnson	1,274
Elgin Baylor	1,101
Kareem Abdul-Jabbar	1,037
George Mikan	705
Wilt Chamberlain	667
James Worthy	652
Pau Gasol	487

DEFENSIVE REBOUNDS

Earvin Johnson	1,116
Kareem Abdul-Jabbar	1,087
Shaquille O'Neal	1,069
Kobe Bryant	889
Pau Gasol	645
Lamar Odum	605
A.C. Green	542
James Worthy	490
Kurt Rambis	438
Robert Horry	425

OFFENSIVE REBOUNDS

Shaquille O'Neal	561
Kareem Abdul-Jabbar	438
Earvin Johnson	349
A.C. Green	316
Pau Gasol	292
James Worthy	257
Kobe Bryant	230
Lamar Odum	219
Kurt Rambis	189
Robert Horry	183

STEALS

Earvin Johnson	358
Kobe Bryant	310
Derek Fisher	219
Byron Scott	204
Michael Cooper	203
James Worthy	177
Kareem Abdul-Jabbar	169
Robert Horry	120
Norm Nixon	89
Jamaal Wilkes	83

MINUTES PLAYED

Kobe Bryant	8,641
Earvin Johnson	7,538
Kareem Abdul-Jabbar	6,646
Jerry West	6,321
Elgin Baylor	5,510
Derek Fisher	5,406
James Worthy	5,297
Shaquille O'Neal	4,992
Byron Scott	4,828
Michael Cooper	4,744

FIELD GOAL % (MIN. 150 FGM)

Kurt Rambis	258-436	.592
Shaquille O'Neal	1309-2352	.557
James Worthy	1267-2329	.544
Kareem Abdul-Jabbar	1643-3024	.543
Mike McGee	184-341	.540
Wilt Chamberlain	483-909	.531
Pau Gasol	600-1155	.519
Vlade Divac	253-490	.516
Bob McAdoo	340-671	.507
Earvin Johnson	1291-2552	.506

3-PT FG % (MIN. 35 3FGM)

Trevor Ariza	41-88	.465
Eddie Jones	51-118	.432
Byron Scott	116-286	.406
Derek Fisher	219-543	.403
Glen Rice	38-95	.400

FT % (MIN. 100 FTM)

Earvin Johnson	1068-1274	.838
Michael Cooper	293-355	.825
Byron Scott	379-463	.819
Kobe Bryant	1320-1617	.816
Gail Goodrich	336-412	.816

BLOCKED SHOTS

Kareem Abdul-Jabbar	437
Shaquille O'Neal	310
Pau Gasol	178
Kobe Bryant	144
Andrew Bynum	110
Lamar Odum	97
Michael Cooper	96
James Worthy	96
Robert Horry	94
Elden Campbell	90

SCORING AVERAGE (20 GAMES OR 300 PTS.)

Jerry West	29.1
Shaquille O'Neal	27.7
Elgin Baylor	27.0
Kobe Bryant	25.6
George Mikan	24.0
Kareem Abdul-Jabbar	22.7
James Worthy	21.1
Earvin Johnson	19.5
Jim McMillian	18.4
Gail Goodrich	17.9





LAKERS ALL-TIME SINGLE GAME HIGHS

POINTS

Elgin Baylor	@ BOS	4/14/62	61
Jerry West	vs. BOS	4/23/69	53
Jerry West	vs. BAL	4/5/65	52
Kobe Bryant	vs. PHO	5/4/06	50
Kobe Bryant	vs. DEN	4/23/08	49
Jerry West	vs. BAL	4/3/65	49
Elgin Baylor	vs. DET	3/15/61	49
Kobe Bryant	@ SAC	5/13/01	48
Jerry West	@ BAL	4/9/65	48
Elgin Baylor	@ STL	3/27/61	47
Elgin Baylor	@ DET	3/18/61	47

FIELD GOALS MADE

Elgin Baylor	@ BOS	4/14/62	22-46
Jerry West	vs. BOS	4/23/69	21-41
Shaquille O'Neal	vs. SAC	4/23/00	21-33
Shaquille O'Neal	vs. IND	6/7/00	21-31
Jerry West	@ BAL	4/9/65	20-43
Wilt Chamberlain	vs. NY	5/6/70	20-27
Kobe Bryant	vs. PHX	5/4/06	20-35
Jerry West	vs. BOS	4/22/66	19-31
Gail Goodrich	vs. GS	4/25/73	19-26
Kareem Abdul-Jabbar	vs. PHI	5/7/80	19-31
Shaquille O'Neal	vs. IND	6/19/00	19-32
Kobe Bryant	@ SA	5/19/01	19-35

FREE THROWS MADE

Kobe Bryant	vs. UTAH	5/4/08	21-23
Jerry West	@ DET	4/3/62	20-23
Jerry West	vs. BAL	4/5/65	20-21
Earvin Johnson	vs. GS	5/8/91	20-22
Jerry West	vs. BAL	4/3/65	19-21

REBOUNDS

Wilt Chamberlain	vs. CHI	4/4/71	33
Wilt Chamberlain	vs. BOS	4/29/69	31
Wilt Chamberlain	vs. BOS	5/1/69	31
Wilt Chamberlain	vs. CHI	4/1/71	31
Wilt Chamberlain	vs. SF	3/26/69	30

ASSISTS

Earvin Johnson	vs. PHO	5/15/84	24
Earvin Johnson	@ POR	5/3/85	23
Earvin Johnson	vs. BOS	6/3/84	21
Earvin Johnson	vs. HOU	4/27/91	21
Earvin Johnson	@ POR	5/18/91	21
Earvin Johnson	@ HOU	5/16/86	20
Earvin Johnson	vs. BOS	6/4/87	20
Earvin Johnson	@ DAL	5/31/88	20
Earvin Johnson	@ PHX	5/28/89	20
Earvin Johnson	vs. CHI	6/12/91	20

STEALS

Earvin Johnson	vs. POR	4/24/83	7
Byron Scott	@ GS	5/10/91	7

BLOCKED SHOTS

Andrew Bynum	vs. DEN	4/29/12	10
Kareem Abdul-Jabbar	vs. GS	4/22/77	9
Kareem Abdul-Jabbar	@ POR	5/10/77	8
Kareem Abdul-Jabbar	@ POR	5/1/83	8
Kareem Abdul-Jabbar	vs. PHI	5/29/83	8
Shaquille O'Neal	@ SEA	5/12/98	8
Shaquille O'Neal	vs. PHI	6/8/01	8
Shaquille O'Neal	vs. SA	5/9/04	8
Kareem Abdul-Jabbar	vs. DEN	4/10/79	7
Kareem Abdul-Jabbar	vs. SEA	4/18/79	7
Andrew Bynum	vs. BOS	6/6/10	7

OPPONENT ALL-TIME SINGLE GAME HIGHS

POINTS

Eric Floyd	@ GS	5/10/87	51
Allen Iverson	vs. PHI	6/6/01	48

FIELD GOALS MADE

Xavier McDaniel	@ SEA	5/23/87	20-29
Mark Aguirre	@ DAL	5/4/86	19-30

FREE THROWS MADE

Tim Duncan	vs. SA	5/22/99	19-23
------------	--------	---------	-------

REBOUNDS

Bill Russell	@ BOS	4/18/62	40
Bill Russell	@ BOS	4/16/63	38

ASSISTS

John Stockton	vs. UTAH	5/17/88	24
Steve Nash	vs. PHX	4/29/07	23
John Stockton	vs. UTAH	5/21/88	20
Tim Hardaway	vs. GS	5/14/91	20
Bob Cousy	vs. BOS	4/7/59	19
Walt Frazier	@ NY	5/8/70	19

STEALS

Lionel Hollins	vs. POR	5/8/77	8
Tim Hardaway	vs. GS	5/8/91	8
Derek Harper	vs. DAL	4/30/86	7

BLOCKED SHOTS

Hakeem Olajuwon	vs. HOU	4/29/90	10
Greg Ostertag	@ UTAH	5/12/97	9





LAKERS INDIVIDUAL PLAYOFF RECORDS

POINTS

Game	61	Elgin Baylor	@ BOS	4/14/62
Half	33	Elgin Baylor	@ BOS	4/14/62
Quarter	22	Elgin Baylor	vs. DET	3/15/61

FIELD GOAL % (MIN. 8 FGM)

Game	1.000*	Wilt Chamberlain (9-9)	@ ATL	4/17/69
Half	n/a	-	-	-
Quarter	n/a	-	-	-

FIELD GOALS MADE

Game	22	Elgin Baylor	@ BOS	4/14/62
Half	12	Kobe Bryant	@ MIN	4/20/03
	12	Elgin Baylor	@ BOS	4/14/62
Quarter	10	Gail Goodrich	vs. GS	4/25/73

FIELD GOALS ATTEMPTED

Game	46	Elgin Baylor	@ BOS	4/14/62
Half	25*	Elgin Baylor	@ BOS	4/14/62
Quarter	13	Kobe Bryant	@ SA	5/13/03
	13	Mike McGee	vs. DEN	5/22/85
	13	Gail Goodrich	vs. GS	4/25/73
	13	Elgin Baylor	@ BOS	4/14/62

3-PT FIELD GOALS MADE

Game	7	Robert Horry	@ UTAH	5/6/97
Half	7	Nick Van Exel	vs. SEA	5/4/95
Quarter	n/a	-	-	-
	n/a	-	-	-

3-PT FIELD GOALS ATTEMPTED

Game	13	Nick Van Exel	vs. SEA	5/4/95
Half	11*	Kobe Bryant	@ SA	5/13/03
Quarter	n/a	-	-	-

3-PT FIELD GOAL % (MIN. 5 ATT.)

Game	1.000*	Robert Horry (7-7)	@ UTAH	5/6/97
	1.000	Byron Scott (5-5)	vs. GS	5/5/91

FT MADE WITHOUT A MISS

Game	18	Kobe Bryant	vs. OKC	5/18/12
Half	14	Jerry West	vs. BAL	4/5/65
Quarter	11	Larry Spriggs	vs. DAL	4/28/84

FREE THROWS MADE

Game	21	Kobe Bryant	vs. UTAH	5/4/08
Half	19*	Earvin Johnson	vs. GS	5/8/91
Quarter	12	Shaquille O'Neal	vs. POR	5/20/00

FREE THROWS ATTEMPTED

Game	39*	Shaquille O'Neal	vs. IND	6/9/00
Half	27*	Shaquille O'Neal	vs. POR	5/20/00
Quarter	25*	Shaquille O'Neal	vs. POR	5/20/00

REBOUNDS

Game	33	Wilt Chamberlain	vs. CHI	4/4/71
Half	19	Wilt Chamberlain	vs. CHI	4/19/71
Quarter	n/a	-	-	-

OFFENSIVE REBOUNDS

Game	11	Pau Gasol	vs. DEN	5/12/12
	11	Shaquille O'Neal	vs. SAC	5/6/01

DEFENSIVE REBOUNDS

Game	19	Shaquille O'Neal	vs. IND	6/9/00
------	----	------------------	---------	--------

ASSISTS

Game	24*	Earvin Johnson	vs. PHX	5/15/94
Half	15*	Earvin Johnson	@ POR	5/3/85
Quarter	10	Earvin Johnson	vs. DEN	5/22/85
	10	Earvin Johnson	vs. HOU	4/27/91
	10	Earvin Johnson	@ POR	5/18/91

STEALS

Game	7	Earvin Johnson	vs. POR	4/24/83
	7	Byron Scott	@ GS	5/10/91
Half	6	Byron Scott	@ GS	5/10/91
Quarter	4	Kobe Bryant	vs. BOS	6/6/10

BLOCKED SHOTS

Game	10	Andrew Bynum	vs. DEN	4/29/12
Half	n/a	-	-	-
Quarter	n/a	-	-	-



LAKERS ALL-TIME PLAYOFF HIGHS / LOWS



(records for fewest/lowest exclude games & seasons before introduction of shot clock in 1954-55)

CONSECUTIVE WINS

Overall	13*		1988-89
One Season	11		1989, 2001
At Home	14	Minneapolis	1949-51
	13	Los Angeles	1987-88
On the Road	12*	Los Angeles	2000-02

MOST POINTS

Game	153	vs. DEN	5/22/85
Half	82	vs. DEN	4/23/87
Quarter	51*	vs. DET	3/31/62
OT Period	22*	vs. NY	5/1/70

MOST FG MADE

Game	67*	vs. DEN	5/22/85
------	-----	---------	---------

MOST FG ATTEMPTED

Game	116	twice, last vs. DEN	5/22/85
------	-----	---------------------	---------

HIGHEST FG %

Game	.663	vs. SA (57-86)	4/17/86
------	------	----------------	---------

MOST 3-PT FG MADE

Game	13	@ UTAH	5/8/10
------	----	--------	--------

MOST 3-PT FG ATTEMPTED

Game	32	@ PHX	5/23/10
Half	26*	vs. SAC	5/24/02

HIGHEST 3-PT FG %

Game	1.000	vs. DEN (4-4)	5/11/85
------	-------	---------------	---------

MOST FT MADE

Game	49	vs. STL	3/21/56
	49	vs. DEN	4/25/87

MOST FT ATTEMPTED

Game	68	vs. ATL	4/12/70
	68	vs. STL	3/21/56

HIGHEST FT %

Game	1.000	@ DEN (24-24)	5/29/09
	1.000	@ BOS (10-10)	6/8/08
	.976	vs. OKC (41-42)	5/18/12

MOST REBOUNDS

Game	81	vs. STL	3/24/61
------	----	---------	---------

MOST OFFENSIVE REBOUNDS

Game	28	vs. SEA	4/14/78
------	----	---------	---------

MOST DEFENSIVE REBOUNDS

Game	45	@ DEN	4/29/87
------	----	-------	---------

MOST ASSISTS

Game	44	several times, last vs. BOS	6/4/87
------	----	-----------------------------	--------

MOST PERSONAL FOULS

Game	42	twice, last vs. STL	3/17/56
------	----	---------------------	---------

MOST STEALS

Game	19	vs. GS	5/4/77
	19	vs. GS	4/19/77

MOST BLOCKED SHOTS

Game	15	vs. DEN	4/29/12
------	----	---------	---------

MOST TURNOVERS

Game	28	@ POR	5/5/85
------	----	-------	--------

CONSECUTIVE LOSSES

Overall	6	1973-74, 1991-92, 2012-13
One Season	4	1977, 1983, 1989, 1998, 1999
		2011, 2013
At Home	4	1983
On the Road	14	1973-74, 1977-79

FEWEST POINTS

Game	68	@ DET	6/10/04
Half	28	@ MIL	4/7/74
Quarter	8	vs. POR	5/22/00
OT Period	0	@ FT. WAYNE	3/22/55
	4	@ UTAH	5/12/97

FEWEST FG MADE

Game	25	@ MIN	5/23/04
	25	vs. HOU	4/17/04

FEWEST FG ATTEMPTED

Game	62	vs. POR	4/27/97
------	----	---------	---------

LOWEST FG %

Game	.272	vs. MIL (28-103)	4/9/72
------	------	------------------	--------

FEWEST 3-PT FG MADE

Game	0	several times, last vs. SAC	5/8/01
------	---	-----------------------------	--------

FEWEST 3-PT FG ATTEMPTED

Game	0	several times, last @ KC	4/22/84
------	---	--------------------------	---------

LOWEST 3-PT FG %

Game	.000	several times, last vs. SAC	5/8/01
------	------	-----------------------------	--------

FEWEST FT MADE

Game	3	@ PHI	5/26/83
------	---	-------	---------

FEWEST FT ATTEMPTED

Game	5	@ PHI	5/26/83
------	---	-------	---------

LOWEST FT %

Game	.389	@ SA (7-18)	5/5/04
------	------	-------------	--------

FEWEST REBOUNDS

Game	27	@ ORL	6/9/09
------	----	-------	--------

FEWEST OFFENSIVE REBOUNDS

Game	2	@ BOS	6/17/08
------	---	-------	---------

FEWEST DEFENSIVE REBOUNDS

Game	16	@ ORL	6/9/09
------	----	-------	--------

FEWEST ASSISTS

Game	7	@ PHX	5/2/07
	7	vs. STL	3/21/59

FEWEST PERSONAL FOULS

Game	12	vs. DAL	5/2/11
	12	@ PHX	5/25/10
	12	@ GS	4/21/73

FEWEST TURNOVERS

Game	5	@ HOU	4/23/04
	5	vs. IND	6/19/00



* Denotes NBA Record



OPPONENT INDIVIDUAL PLAYOFF RECORDS

POINTS

Game	51	Sleepy Floyd	@ GS	5/10/87
Half	39	Sleepy Floyd	@ GS	5/10/87
Quarter	29	Sleepy Floyd	@ GS	5/10/87

MOST FG MADE WITHOUT A MISS

Game	11	Scott Wedman	@ BOS	5/27/85
------	----	--------------	-------	---------

FG MADE

Game	20	Xavier McDaniel	@ SEA	5/23/87
Half	15	Sleepy Floyd	@ GS	5/10/87
Quarter	12	Sleepy Floyd	@ GS	5/10/87

FG ATTEMPTED

Game	41	Allen Iverson	vs. PHI	6/6/01
------	----	---------------	---------	--------

3-PT FG MADE WITHOUT A MISS

Game	6	Peja Stojakovic	vs. DAL	5/8/11
------	---	-----------------	---------	--------

3-PT FG MADE

Game	9	Jason Terry	@ DAL	5/8/11
Half	7	Ray Allen	vs. BOS	6/6/10
Quarter	5	Jason Terry	@ DAL	5/8/11
	5	Ray Allen	vs. BOS	6/6/10

3-PT FG ATTEMPTED

Game	13	Vernon Maxwell	vs. HOU	4/27/91
Half	8	Al Harrington	vs. DEN	5/12/12
	8	Ray Allen	vs. BOS	6/6/10
	8	Channing Frye	vs. PHX	5/27/10
	8	Rashard Lewis	@ ORL	6/14/09
	8	Leandro Barbosa	vs. PHX	4/26/07
	8	Vernon Maxwell	vs. HOU	4/27/91
Quarter	6	Al Harrington	vs. DEN	5/12/12
	6	Jason Terry	@ DAL	5/8/11
	6	Ray Allen	vs. BOS	6/6/10
	6	Rashard Lewis	vs. ORL	6/7/09
	6	Leandro Barbosa	vs. PHX	4/26/07
	6	Jaren Jackson	vs. SA	5/23/99
	6	Sam Mack	vs. HOU	5/11/99
	6	Robert Horry	@ HOU	5/2/96
	6	Terry Porter	vs. POR	4/29/92
	6	Vernon Maxwell	vs. HOU	4/27/91

FT MADE WITHOUT A MISS

Game	18	Karl Malone	vs. UTAH	5/10/97
Half	12	George Gervin	vs. SA	5/9/82

FT MADE

Game	19	Tim Duncan	vs. SA	5/22/99
Half	12	George Gervin	vs. SA	5/9/82

FT ATTEMPTED

Game	23	Tim Duncan	vs. SA	5/22/99
Half	15	Amare Stoudemire	@ PHX	5/2/07
Quarter	11	Carl Landry	vs. HOU	5/6/09

OFFENSIVE REBOUNDS

Game	12	Larry Smith	vs. GS	5/12/87
Half	10	Larry Smith	vs. GS	5/12/87
Quarter	6	Roy Tarpley	@ DAL	5/27/88

DEFENSIVE REBOUNDS

Game	20*	Tim Duncan	vs. SA	5/14/02
Half	13	Carlos Boozer	@ UTAH	4/23/09
	13	Tim Duncan	vs. SA	5/14/02
Quarter	9	Tim Duncan	vs. SA	5/5/02
	9	James Donaldson	@ DAL	5/8/86

REBOUNDS

Game	40	Bill Russell	@ BOS (OT)	4/18/62
Half	n/a	-	-	-
Quarter	19*	Bill Russell	@ BOS (OT)	4/18/62

ASSISTS

Game	24*	John Stockton	vs. UTAH	5/17/88
Half	15*	Steve Nash	vs. PHX	4/29/07
Quarter	8	Chris Paul	vs. NO	4/26/11
	8	Chris Paul	vs. NO	4/17/11
	8	Deron Williams	@ UTAH	5/16/08
	8	Steve Nash	vs. PHX	4/29/07
	8	John Stockton	vs. UTAH	5/17/88

STEALS

Game	8	Lionel Hollins	vs. POR	5/8/77
	8	Tim Hardaway	vs. GS	5/8/91
Half	6	Lionel Hollins	vs. POR	5/8/77
Quarter	4	Chuck Hayes	vs. HOU	5/17/09
	4	Rajon Rondo	@ BOS	6/17/08
	4	Latrell Sprewell	vs. MIN	5/25/04
	4	Doug Christie	vs. SAC	5/6/01
	4	Hakeem Olajuwon	vs. HOU	4/25/96

BLOCKED SHOTS

Game	10	Hakeem Olajuwon	vs. HOU*	4/29/90
Half	7	Mark Eaton	vs. UTAH	5/10/88



OPPONENT ALL-TIME PLAYOFF HIGHS / LOWS



(records for fewest/lowest exclude games & seasons before introduction of shot clock in 1954-55)

MOST POINTS

Game	148	@ BOS	5/27/85
Half	81	@ PHI	6/6/82
Quarter	45	@ DAL	5/4/86

HIGHEST FG %

Game	.625	@ ORL (40-64)	6/9/09
------	------	---------------	--------

MOST FG MADE

Game	62	@ BOS	5/27/85
------	----	-------	---------

MOST FG ATTEMPTED

Game	125	@ STL	5/21/61
------	-----	-------	---------

HIGHEST 3-Pt FG %

Game	1.000*	@ DAL (5-5)	5/4/86
------	--------	-------------	--------

MOST 3-Pt FG MADE

Game	20*	@ DAL	5/8/11
------	-----	-------	--------

MOST 3-Pt FG ATTEMPTED

Game	32	@ DAL	5/8/11
------	----	-------	--------

HIGHEST FT %

Game	1.000	@ PHX (18-18)	4/26/06
------	-------	---------------	---------

MOST FT MADE

Game	43	@ BOS	6/12/84
------	----	-------	---------

MOST FT ATTEMPTED

Game	70*	@ STL	3/17/56
	55	vs. BOS	4/26/66

MOST REBOUNDS

Game	82	@ BOS	4/8/62
------	----	-------	--------

MOST OFFENSIVE REBOUNDS

Game	28	@ SEA	5/25/87
------	----	-------	---------

MOST DEFENSIVE REBOUNDS

Game	43	@ MIN	4/22/03
	43	@ SA	5/8/95
	43	@ MIL	4/7/74

MOST ASSISTS

Game	44	vs. PHX	4/9/80
Half	25	@ PHI	6/6/82

MOST PERSONAL FOULS

Game	38	vs. IND	6/9/00
------	----	---------	--------

MOST STEALS

Game	18	@ BOS	6/17/08
Half	11	several times, last vs. SA	4/29/88

MOST BLOCKED SHOTS

Game	17	vs. OKC	4/20/10
------	----	---------	---------

MOST TURNOVERS

Game	26	vs. NY	4/30/72
------	----	--------	---------

FEWEST POINTS

Game	65	vs. PHX	5/16/00
Half	23*	vs. PHX	5/16/00
Quarter	8	vs. UTAH	5/8/88

LOWEST FG %

Game	.233*	@ GS (27-116)	4/23/73
------	-------	---------------	---------

FEWEST FG MADE

Game	23	vs. ORL	6/4/09
	23	vs. PHX	5/7/00

FEWEST FG ATTEMPTED

Game	64	@ ORL	6/9/09
------	----	-------	--------

LOWEST 3-Pt FG %

Game	.000		several times
------	------	--	---------------

FEWEST 3-Pt FG MADE

Game	0		several times
------	---	--	---------------

FEWEST 3-Pt FG ATTEMPTED

Game	0	several, last @ HOU	5/16/86
------	---	---------------------	---------

LOWEST FT %

Game	.429	@ SA (9-21)	5/2/04
	.429	vs. DEN (9-21)	4/23/87

FEWEST FT MADE

Game	5	vs. SA	5/23/08
------	---	--------	---------

FEWEST FT ATTEMPTED

Game	8	@ CHI	6/5/91
------	---	-------	--------

FEWEST REBOUNDS

Game	18*	vs. SA	4/17/86
Half	4	vs. SA	4/17/86

FEWEST OFFENSIVE REBOUNDS

Game	1*	@ PHX	5/6/06
------	----	-------	--------

FEWEST DEFENSIVE REBOUNDS

Game	13	vs. SA	4/17/86
------	----	--------	---------

FEWEST ASSISTS

Game	6	@ CHI	3/29/68
------	---	-------	---------

FEWEST PERSONAL FOULS

Game	11	@ PHX	4/22/07
------	----	-------	---------

FEWEST STEALS

Game	1	@ HOU	4/23/04
	1	vs. SAC	4/27/00

FEWEST BLOCKED SHOTS

Game	0	vs. UTAH	4/19/09
	0	vs. DAL	5/8/96

FEWEST TURNOVERS

Game	3*	vs. NO	4/17/11
------	----	--------	---------



* Denotes NBA Record



LAKERS ALL-TIME PLAYOFF TRIPLE-DOUBLES

Earvin "Magic" Johnson (30)

4/8/80	vs. PHX	13 Pts, 12 Reb, 16 Ast	W	119-110*
4/9/80	vs. PHX	25 Pts, 13 Reb, 11 Ast	W	131-128*
4/25/80	@ SEA	14 Pts, 11 Reb, 10 Ast	W	104-100
4/30/80	vs. SEA	20 Pts, 10 Reb, 10 Ast	W	111-105
5/14/80	vs. PHI	14 Pts, 15 Reb, 10 Ast	W	108-103
4/27/82	vs. PHX	23 Pts, 10 Reb, 10 Ast	W	115-96
4/28/82	vs. PHX	19 Pts, 12 Reb, 12 Ast	W	117-98
5/2/82	@ PHX	15 Pts, 11 Reb, 12 Ast	W	112-107
5/9/82	vs. SA	13 Pts, 16 Reb, 14 Ast	W	128-117
6/8/82	vs. PHI	13 Pts, 13 Reb, 13 Ast	W	114-104
5/10/83	vs. SA	28 Pts, 12 Reb, 12 Ast	L	113-122
5/13/83	@ SA	13 Pts, 11 Reb, 13 Ast	W	113-100
5/18/83	vs. SA	16 Pts, 11 Reb, 19 Ast	L	112-117
4/22/84	@ KC	17 Pts, 10 Reb, 13 Ast	W	108-102
5/6/84	@ DAL	14 Pts, 11 Reb, 16 Ast	W	122-115*
5/25/84	@ PHX	16 Pts, 11 Reb, 13 Ast	W	99-97
6/3/84	vs. BOS	14 Pts, 11 Reb, 21 Ast	W	137-104
6/6/84	vs. BOS	20 Pts, 11 Reb, 17 Ast	L	125-129*
6/5/85	vs. BOS	20 Pts, 11 Reb, 12 Ast	L	105-107
6/9/85	@ BOS	14 Pts, 10 Reb, 14 Ast	W	111-100
4/23/86	@ SAS	14 Pts, 10 Reb, 17 Ast	W	114-94
5/4/86	@ DAL	29 Pts, 15 Reb, 14 Ast	L	118-120
5/18/86	@ HOU	20 Pts, 12 Reb, 11 Ast	L	95-105
5/5/87	vs. GS	25 Pts, 12 Reb, 14 Ast	W	125-116
5/9/87	@ GS	20 Pts, 10 Reb, 14 Ast	W	133-108
5/19/87	vs. SEA	20 Pts, 10 Reb, 10 Ast	W	112-104
5/5/81	vs. GS	21 Pts, 10 Reb, 17 Ast	W	126-116
5/14/91	vs. GS	28 Pts, 14 Reb, 12 Ast	W	124-119*
6/2/91	@ CHI	19 Pts, 10 Reb, 11 Ast	W	93-91
6/12/91	vs. CHI	16 Pts, 11 Reb, 20 Ast	L	101-108

Elgin Baylor (4)

3/24/61	vs. STL	25 Pts, 18 Reb, 10 Ast	W	118-112
3/25/64	vs. STL	23 Pts, 16 Reb, 11 Ast	W	107-105
4/20/69	vs. ATL	29 Pts, 11 Reb, 12 Ast	W	104-96
4/29/70	vs. NY	13 Pts, 12 Reb, 11 Ast	L	108-111*

Andrew Bynum (1)

4/29/12	vs. DEN	10 Pts, 13 Reb, 10 Blk	W	103-88
---------	---------	------------------------	---	--------

Wilt Chamberlain (1)

4/7/70	@ PHX	12 Pts, 26 Reb, 11 Ast	W	104-93
--------	-------	------------------------	---	--------

Pau Gasol (1)

4/26/13	vs. SA	11 Pts, 13 Reb, 10 Ast	L	89-120
---------	--------	------------------------	---	--------

Jerry West (1)

5/5/69	vs. BOS	42 Pts, 13 Reb, 12 Ast	L	106-108
--------	---------	------------------------	---	---------

James Worthy (1)

6/21/88	@ DET	36 Pts, 16 Reb, 10 Ast	W	108-105
---------	-------	------------------------	---	---------





1949

Western Division Semifinals (2-0)				
3/23	vs. Chicago	84-77	W	1-0
3/24	@ Chicago	101-85	W	2-0
Western Division Finals (2-0)				
3/27	@ Rochester	80-79	W	1-0
3/29	vs. Rochester	67-55	W	2-0
NBA Finals (4-2)				
4/4	vs. Washington	88-84	W	1-0
4/6	vs. Washington	76-62	W	2-0
4/8	@ Washington	94-74	W	3-0
4/9	@ Washington	71-83	L	3-1
4/11	@ Washington	66-74	L	3-2
4/13	vs. Washington	77-56	W	4-2

1950

Central Division Semifinals (2-0)				
3/22	vs. Chicago	85-75	W	1-0
3/25	@ Chicago	75-67	W	2-0
Central Division Finals (2-0)				
3/27	vs. Ft. Wayne	93-79	W	1-0
3/28	@ Ft. Wayne	89-82	W	2-0
NBA Semifinals (2-0)				
4/5	vs. Anderson	75-50	W	1-0
4/6	@ Anderson	90-71	W	2-0
NBA Finals (4-2)				
4/8	@ Syracuse	68-66	W	1-0
4/9	@ Syracuse	85-91	L	1-1
4/14	vs. Syracuse	91-77	W	2-1
4/16	vs. Syracuse	77-69	W	3-1
4/20	@ Syracuse	76-83	L	3-2
4/23	vs. Syracuse	110-95	W	4-2

1951

Western Division SemiFinals (2-1)				
3/21	vs. Indianapolis	95-81	W	1-0
3/23	@ Indianapolis	88-108	L	1-1
3/25	vs. Indianapolis	85-80	W	2-1
Western Division Finals (1-3)				
3/29	vs. Rochester	76-73	W	1-0
3/31	vs. Rochester	66-70	L	1-1
4/1	@ Rochester	70-83	L	1-2
4/3	@ Rochester	75-80	L	1-3

1952

Western Division Semifinals (2-0)				
3/23	vs. Indianapolis	78-70	W	1-0
3/25	@ Indianapolis	94-87	W	2-0
Western Division Finals (3-1)				
3/29	@ Rochester	78-88	L	0-1
3/30	@ Rochester	83-78	W	1-1
4/5	vs. Rochester	77-67	W	2-1
4/6	vs. Rochester	82-80	W	3-1
NBA Finals (4-3)				
4/12	vs. New York	83-79	W	1-0
4/13	vs. New York	72-80	L	1-1
4/16	@ New York	83-77	W	2-1
4/18	@ New York	89-90	L	2-2
4/20	vs. New York	102-89	W	3-2
4/23	@ New York	68-76	L	3-3
4/25	vs. New York	82-65	W	4-3

1953

Western Division Semifinals (2-0)				
3/22	vs. Indianapolis	85-69	W	1-0
3/23	@ Indianapolis	81-79	W	2-0
Western Division Finals (3-2)				
3/26	vs. Ft. Wayne	83-73	W	1-0
3/28	vs. Ft. Wayne	82-75	W	2-0
3/30	@ Ft. Wayne	95-98	L	2-1
4/1	@ Ft. Wayne	82-85	L	2-2
4/2	vs. Ft. Wayne	74-58	W	3-2
NBA Finals (4-1)				
4/4	vs. New York	88-96	L	0-1
4/5	vs. New York	73-71	W	1-1
4/7	@ New York	90-75	W	2-1
4/8	@ New York	71-69	W	3-1
4/10	@ New York	91-84	W	4-1

1954

Western Division Round Robin (3-0)				
3/17	vs. Rochester	109-88	W	1-0
3/18	@ Ft. Wayne	90-85	W	2-0
3/20	vs. Ft. Wayne	78-73	W	3-0
Western Division Finals (2-1)				
3/24	vs. Rochester	89-76	W	1-0
3/27	@ Rochester	73-74	L	1-1
3/28	vs. Rochester	78-73	W	2-1
NBA Finals (4-3)				
3/31	vs. Syracuse	79-68	W	1-0
4/3	vs. Syracuse	60-62	L	1-1
4/4	@ Syracuse	81-67	W	2-1
4/8	@ Syracuse	69-80	L	2-2
4/10	@ Syracuse	84-73	W	3-2
4/11	vs. Syracuse	63-65	L	3-3
4/12	vs. Syracuse	87-80	W	4-3

1955

Western Division Semifinals (2-1)				
3/16	vs. Rochester	82-78	W	1-0
3/18	@ Rochester	92-94	L	1-1
3/19	vs. Rochester	119-110	W	2-1
Western Division Finals (1-3)				
3/20	@ Ft. Wayne	79-96	L	0-1
3/22	@ Ft. Wayne	97-98	L	0-2
3/23	vs. Ft. Wayne	99-91	W	1-2
3/27	vs. Ft. Wayne	96-105	L	1-3

1956

Western Division Semifinals (1-2)				
3/17	@ St. Louis	115-116	L	0-1
3/19	vs. St. Louis	133-75	W	1-1
3/21	vs. St. Louis	115-116	L	1-2

1957

Western Division Semifinals (2-0)				
3/17	vs. Ft. Wayne	131-127	W	1-0
3/19	@ Ft. Wayne	110-108	W	2-0
Western Division Finals (0-3)				
3/21	@ St. Louis	109-118	L	0-1
3/24	@ St. Louis	104-106	L	0-2
3/25	vs. St. Louis	135-143 (2OT)	L	0-3





ALL-TIME PLAYOFF SCORES

1959

Western Division Semifinals (2-1)

3/14	vs.	Detroit	92-89	W	1-0
3/15	@	Detroit	103-117	L	1-1
3/18	vs.	Detroit	129-102	W	2-1

Western Division Finals (4-2)

3/21	@	St. Louis	90-124	L	0-1
3/22	vs.	St. Louis	106-98	W	1-1
3/24	@	St. Louis	97-127	L	1-2
3/26	vs.	St. Louis	108-98	W	2-2
3/28	@	St. Louis	98-97	W	3-2
3/29	vs.	St. Louis	106-104	W	4-2

NBA Finals (0-4)

4/4	@	Boston	115-118	L	0-1
4/5	@	Boston	108-128	L	0-2
4/7	vs.	Boston	110-123	L	0-3
4/9	vs.	Boston	113-118	L	0-4

1960

Western Division Semifinals (2-0)

3/12	@	Detroit	113-112	W	1-0
3/13	vs.	Detroit	114-99	W	2-0

Western Division Finals (3-4)

3/16	@	St. Louis	99-112	L	0-1
3/17	@	St. Louis	120-113	W	1-1
3/19	vs.	St. Louis	89-93	L	1-2
3/20	vs.	St. Louis	103-101	W	2-2
3/22	@	St. Louis	117-110	W	3-2
3/24	vs.	St. Louis	96-117	L	3-3
3/26	@	St. Louis	86-97	L	3-4

1961

Western Division Semifinals (3-2)

3/14	vs.	Detroit	120-102	W	1-0
3/15	vs.	Detroit	120-118	W	2-0
3/17	@	Detroit	113-124	L	2-1
3/18	@	Detroit	114-123	L	2-2
3/19	vs.	Detroit	137-120	W	3-2

Western Division Finals (3-4)

3/21	@	St. Louis	122-118	W	1-0
3/22	@	St. Louis	106-121	L	1-1
3/24	vs.	St. Louis	118-112	W	2-1
3/25	vs.	St. Louis	117-118	L	2-2
3/27	@	St. Louis	121-112	W	3-2
3/29	vs.	St. Louis	113-114 (OT)	L	3-3
4/1	@	St. Louis	103-105	L	3-4

1962

Western Division Finals (4-2)

3/24	vs.	Detroit	132-108	W	1-0
3/25	vs.	Detroit	127-112	W	2-0
3/27	@	Detroit	111-106	W	3-0
3/29	@	Detroit	117-118	L	3-1
3/31	vs.	Detroit	125-132	L	3-2
4/3	@	Detroit	123-117	W	4-2

NBA Finals (3-4)

4/7	@	Boston	108-122	L	0-1
4/8	@	Boston	129-122	W	1-1
4/10	vs.	Boston	117-115	W	2-1
4/11	vs.	Boston	103-115	L	2-2
4/14	@	Boston	126-121	W	3-2
4/16	vs.	Boston	105-119	L	3-3
4/18	@	Boston	107-110 (OT)	L	3-4

1963

Western Division Finals (4-3)

3/31	vs.	St. Louis	112-104	W	1-0
4/2	vs.	St. Louis	101-99	W	2-0
4/4	@	St. Louis	112-125	L	2-1
4/6	@	St. Louis	114-124	L	2-2
4/7	vs.	St. Louis	123-100	W	3-2
4/9	@	St. Louis	113-121	L	3-3
4/11	vs.	St. Louis	115-100	W	4-3

NBA Finals (2-4)

4/14	@	Boston	114-117	L	0-1
4/16	@	Boston	106-116	L	0-2
4/17	vs.	Boston	119-99	W	1-2
4/19	vs.	Boston	105-108	L	1-3
4/21	@	Boston	126-119	W	2-3
4/24	vs.	Boston	109-112	L	2-4

1964

Western Division Semifinals (2-3)

3/21	@	St. Louis	104-115	L	0-1
3/22	@	St. Louis	90-106	L	0-2
3/25	vs.	St. Louis	107-105	W	1-2
3/28	vs.	St. Louis	97-88	W	2-2
3/30	@	St. Louis	108-121	L	2-3

1965

Western Division Finals (4-2)

4/3	vs.	Baltimore	121-115	W	1-0
4/5	vs.	Baltimore	118-115	W	2-0
4/7	@	Baltimore	115-122	L	2-1
4/9	@	Baltimore	112-114	L	2-2
4/11	vs.	Baltimore	120-112	W	3-2
4/13	@	Baltimore	117-115	W	4-2

NBA Finals (1-4)

4/18	@	Boston	110-142	L	0-1
4/19	@	Boston	123-129	L	0-2
4/21	vs.	Boston	126-105	W	1-2
4/23	vs.	Boston	99-112	L	1-3
4/25	@	Boston	96-129	L	1-4

1966

Western Division Finals (4-3)

4/1	vs.	St. Louis	129-106	W	1-0
4/3	vs.	St. Louis	125-116	W	2-0
4/6	@	St. Louis	113-120	L	2-1
4/9	@	St. Louis	107-95	W	3-1
4/10	vs.	St. Louis	100-112	L	3-2
4/13	@	St. Louis	127-131	L	3-3
4/15	vs.	St. Louis	130-121	W	4-3

NBA Finals (3-4)

4/17	@	Boston	133-129 (OT)	W	1-0
4/19	@	Boston	109-129	L	1-1
4/20	vs.	Boston	106-120	L	1-2
4/22	vs.	Boston	117-122	L	1-3
4/24	@	Boston	121-117	W	2-3
4/26	vs.	Boston	123-115	W	3-3
4/28	@	Boston	93-95	L	3-4

1967

Western Division Semifinals (0-3)

3/21	@	San Francisco	108-124	L	0-1
3/23	vs.	San Francisco	102-113	L	0-2
3/26	@	San Francisco	115-122	L	0-3



**1968****Western Division Semifinals (4-1)**

3/24	vs.	Chicago	109-101	W	1-0
3/25	vs.	Chicago	111-106	W	2-0
3/27	@	Chicago	98-104	L	2-1
3/29	@	Chicago	93-87	W	3-1
3/31	vs.	Chicago	122-99	W	4-1

Western Division Finals (4-0)

4/5	vs.	San Francisco	133-105	W	1-0
4/10	vs.	San Francisco	115-112	W	2-0
4/11	@	San Francisco	128-124	W	3-0
4/13	@	San Francisco	106-100	W	4-0

NBA Finals (2-4)

4/21	@	Boston	101-107	L	0-1
4/24	@	Boston	123-113	W	1-1
4/26	vs.	Boston	119-127	L	1-2
4/28	vs.	Boston	119-105	W	2-2
4/30	@	Boston	117-120 (OT)	L	2-3
5/2	vs.	Boston	109-124	L	2-4

1969**Western Division Semifinals (4-2)**

3/26	vs.	San Francisco	94-99	L	0-1
3/28	vs.	San Francisco	101-107	L	0-2
3/31	@	San Francisco	115-98	W	1-2
4/2	@	San Francisco	103-88	W	2-2
4/4	vs.	San Francisco	103-98	W	3-2
4/5	@	San Francisco	118-78	W	4-2

Western Division Finals (4-1)

4/11	vs.	Atlanta	95-93	W	1-0
4/13	vs.	Atlanta	104-102	W	2-0
4/15	@	Atlanta	80-99	L	2-1
4/17	@	Atlanta	100-85	W	3-1
4/20	vs.	Atlanta	104-96	W	4-1

NBA Finals (3-4)

4/23	vs.	Boston	120-118	W	1-0
4/25	vs.	Boston	118-112	W	2-0
4/27	@	Boston	105-111	L	2-1
4/29	@	Boston	88-89	L	2-2
5/1	vs.	Boston	117-104	W	3-2
5/3	@	Boston	90-99	L	3-3
5/5	vs.	Boston	106-108	L	3-4

1970**Western Division Semifinals (4-3)**

3/25	vs.	Phoenix	128-112	W	1-0
3/29	vs.	Phoenix	101-114	L	1-1
4/2	@	Phoenix	98-112	L	1-2
4/4	@	Phoenix	102-112	L	1-3
4/5	vs.	Phoenix	138-121	W	2-3
4/7	@	Phoenix	104-93	W	3-3
4/9	vs.	Phoenix	129-94	W	4-3

Western Division Finals (4-0)

4/12	@	Atlanta	119-115	W	1-0
4/14	@	Atlanta	105-94	W	2-0
4/16	vs.	Atlanta	115-114 (OT)	W	3-0
4/19	vs.	Atlanta	133-114	W	4-0

NBA Finals (3-4)

4/24	@	New York	112-124	L	0-1
4/27	@	New York	105-103	W	1-1
4/29	vs.	New York	108-111 (OT)	L	1-2
5/1	vs.	New York	121-115 (OT)	W	2-2
5/4	@	New York	100-107	L	2-3
5/6	vs.	New York	135-113	W	3-3
5/8	@	New York	99-113	L	3-4

1971**Western Conference Semifinals (4-3)**

3/24	vs.	Chicago	100-99	W	1-0
3/26	vs.	Chicago	105-95	W	2-0
3/28	@	Chicago	98-106	L	2-1
3/30	@	Chicago	102-112	L	2-2
4/1	vs.	Chicago	115-86	W	3-2
4/4	@	Chicago	99-113	L	3-3
4/6	vs.	Chicago	109-98	W	4-3

Western Conference Finals (1-4)

4/9	@	Milwaukee	85-106	L	0-1
4/11	@	Milwaukee	73-91	L	0-2
4/14	vs.	Milwaukee	118-107	W	1-2
4/16	vs.	Milwaukee	94-117	L	1-3
4/18	@	Milwaukee	98-116	L	1-4

1972**Western Conference Semifinals (4-0)**

3/28	vs.	Chicago	95-80	W	1-0
3/30	vs.	Chicago	131-124	W	2-0
4/2	@	Chicago	108-101	W	3-0
4/4	@	Chicago	108-97	W	4-0

Western Conference Finals (4-2)

4/9	vs.	Milwaukee	72-93	L	0-1
4/12	vs.	Milwaukee	135-134	W	1-1
4/14	@	Milwaukee	108-105	W	2-1
4/16	@	Milwaukee	88-114	L	2-2
4/18	vs.	Milwaukee	115-90	W	3-2
4/22	@	Milwaukee	104-100	W	4-2

NBA Finals (4-1)

4/26	vs.	New York	92-114	L	0-1
4/30	vs.	New York	106-92	W	1-1
5/3	@	New York	107-96	W	2-1
5/5	@	New York	116-111 (OT)	W	3-1
5/7	vs.	New York	114-100	W	4-1

1973**Western Conference Semifinals (4-3)**

3/30	vs.	Chicago	107-104	W	1-0
4/1	vs.	Chicago	108-93	W	2-0
4/6	@	Chicago	86-96	L	2-1
4/8	@	Chicago	94-98	L	2-2
4/10	vs.	Chicago	123-102	W	3-2
4/13	@	Chicago	93-101	L	3-3
4/15	vs.	Chicago	95-92	W	4-3

Western Conference Finals (4-1)

4/17	vs.	Golden State	101-99	W	1-0
4/19	vs.	Golden State	104-93	W	2-0
4/21	@	Golden State	126-70	W	3-0
4/23	@	Golden State	109-117	L	3-1
4/25	vs.	Golden State	128-118	W	4-1

NBA Finals (1-4)

5/1	vs.	New York	115-112	W	1-0
5/3	vs.	New York	95-99	L	1-1
5/6	@	New York	83-87	L	1-2
5/8	@	New York	98-103	L	1-3
5/10	vs.	New York	93-102	L	1-4

1974**Western Conference Semifinals (1-4)**

3/29	@	Milwaukee	95-99	L	0-1
3/31	@	Milwaukee	90-109	L	0-2
4/2	vs.	Milwaukee	98-96	W	1-2
4/4	vs.	Milwaukee	90-112	L	1-3
4/7	@	Milwaukee	92-114	L	1-4





ALL-TIME PLAYOFF SCORES

1977

Western Conference Semifinals (4-3)

4/20	vs.	Golden State	115-106	W	1-0
4/22	vs.	Golden State	95-86	W	2-0
4/24	@	Golden State	105-109	L	2-1
4/26	@	Golden State	103-114	L	2-2
4/29	vs.	Golden State	112-105	W	3-2
5/1	@	Golden State	106-115	L	3-3
5/4	vs.	Golden State	97-84	W	4-3

Western Conference Finals (0-4)

5/6	vs.	Portland	109-121	L	0-1
5/8	vs.	Portland	97-99	L	0-2
5/10	@	Portland	97-102	L	0-3
5/13	@	Portland	101-105	L	0-4

1978

Western Conference First Round (1-2)

4/12	@	Seattle	90-102	L	0-1
4/14	vs.	Seattle	105-99	W	1-1
4/16	@	Seattle	102-111	L	1-2

1979

Western Conference First Round (2-1)

4/10	@	Denver	105-110	L	0-1
4/13	vs.	Denver	121-109	W	1-1
4/15	@	Denver	112-111	W	2-1

Western Conference Semifinals (1-4)

4/17	@	Seattle	101-112	L	0-1
4/18	@	Seattle	103-108 (OT)	L	0-2
4/20	vs.	Seattle	118-112 (OT)	W	1-2
4/22	vs.	Seattle	115-117	L	1-3
4/25	@	Seattle	100-106	L	1-4

1980

Western Conference Semifinals (4-1)

4/8	vs.	Phoenix	119-110 (OT)	W	1-0
4/9	vs.	Phoenix	131-128 (OT)	W	2-0
4/11	@	Phoenix	108-105	W	3-0
4/13	@	Phoenix	101-127	L	3-1
4/15	vs.	Phoenix	126-101	W	4-1

Western Conference Finals (4-1)

4/22	vs.	Seattle	108-107	L	0-1
4/23	vs.	Seattle	108-99	W	1-1
4/25	@	Seattle	104-100	W	2-1
4/27	@	Seattle	98-93	W	3-1
4/30	vs.	Seattle	111-105	W	4-1

NBA Finals (4-2)

5/4	vs.	Philadelphia	109-102	W	1-0
5/7	vs.	Philadelphia	104-107	L	1-1
5/10	@	Philadelphia	111-101	W	2-1
5/11	@	Philadelphia	102-105	L	2-2
5/14	vs.	Philadelphia	108-103	W	3-2
5/16	@	Philadelphia	123-107	W	4-2

1981

Western Conference First Round (1-2)

5/1	vs.	Houston	107-111	L	0-1
5/3	@	Houston	111-106	W	1-1
5/5	vs.	Houston	86-89	L	1-2

1982

Western Conference Semifinals (4-0)

4/27	vs.	Phoenix	115-96	W	1-0
4/28	vs.	Phoenix	117-98	W	2-0
4/30	@	Phoenix	114-106	W	3-0
5/2	@	Phoenix	112-107	W	4-0

Western Conference Finals (4-0)

5/9	vs.	San Antonio	128-117	W	1-0
5/11	vs.	San Antonio	110-101	W	2-0
5/14	@	San Antonio	118-108	W	3-0
5/15	@	San Antonio	128-123	W	4-0

NBA Finals (4-2)

5/27	@	Philadelphia	124-117	W	1-0
5/30	@	Philadelphia	94-110	L	1-1
6/1	vs.	Philadelphia	129-108	W	2-1
6/3	vs.	Philadelphia	111-101	W	3-1
6/6	@	Philadelphia	102-135	L	3-2
6/8	vs.	Philadelphia	114-104	W	4-2

1983

Western Conference Semifinals (4-1)

4/24	vs.	Portland	118-97	W	1-0
4/26	vs.	Portland	112-106	W	2-0
4/29	@	Portland	115-109 (OT)	W	3-0
5/1	@	Portland	95-108	L	3-1
5/3	vs.	Portland	116-108	W	4-1

Western Conference Finals (4-2)

5/8	vs.	San Antonio	119-107	W	1-0
5/10	vs.	San Antonio	113-122	L	1-1
5/13	@	San Antonio	113-100	W	2-1
5/15	@	San Antonio	129-121	W	3-1
5/18	vs.	San Antonio	112-117	L	3-2
5/20	@	San Antonio	101-100	W	4-2

NBA Finals (0-4)

5/22	@	Philadelphia	107-113	L	0-1
5/26	@	Philadelphia	93-103	L	0-2
5/29	vs.	Philadelphia	94-111	L	0-3
5/31	vs.	Philadelphia	108-115	L	0-4

1984

Western Conference First Round (3-0)

4/18	vs.	Kansas City	116-105	W	1-0
4/20	vs.	Kansas City	109-102	W	2-0
4/22	@	Kansas City	108-102	W	3-0

Western Conference Semifinals (4-1)

4/28	vs.	Dallas	134-91	W	1-0
5/1	vs.	Dallas	109-101	W	2-0
5/4	@	Dallas	115-125	L	2-1
5/6	@	Dallas	122-115 (OT)	W	3-1
5/8	vs.	Dallas	115-99	W	4-1

Western Conference Finals (4-2)

5/12	vs.	Phoenix	110-94	W	1-0
5/15	vs.	Phoenix	118-102	W	2-0
5/18	@	Phoenix	127-135 (OT)	L	2-1
5/20	@	Phoenix	126-115	W	3-1
5/23	vs.	Phoenix	121-126	L	3-2
5/25	@	Phoenix	99-97	W	4-2

NBA Finals (3-4)

5/27	@	Boston	115-109	W	1-0
5/31	@	Boston	121-124 (OT)	L	1-1
6/3	vs.	Boston	137-104	W	2-1
6/6	vs.	Boston	125-129 (OT)	L	2-2
6/8	@	Boston	103-121	L	2-3
6/10	vs.	Boston	119-108	W	3-3
6/12	@	Boston	102-111	L	3-4





1985

Western Conference First Round (3-0)				
4/18	vs.	Phoenix	142-114	W 1-0
4/20	vs.	Phoenix	147-130	W 2-0
4/23	@	Phoenix	119-103	W 3-0

Western Conference Semifinals (4-1)				
4/27	vs.	Portland	105-101	W 1-0
4/30	vs.	Portland	134-118	W 2-0
5/3	@	Portland	130-126	W 3-0
5/5	@	Portland	107-115	L 3-1
5/7	vs.	Portland	139-120	W 4-1

Western Conference Finals (4-1)				
5/11	vs.	Denver	139-122	W 1-0
5/14	vs.	Denver	114-136	L 1-1
5/17	@	Denver	136-118	W 2-1
5/19	@	Denver	120-116	W 3-1
5/22	vs.	Denver	153-109	W 4-1

NBA Finals (4-2)				
5/27	@	Boston	114-148	L 0-1
5/30	@	Boston	109-102	W 1-1
6/2	vs.	Boston	136-111	W 2-1
6/5	vs.	Boston	105-107	L 2-2
6/7	vs.	Boston	120-111	W 3-2
6/9	@	Boston	111-100	W 4-2

1986

Western Conference First Round (3-0)				
4/17	vs.	San Antonio	135-88	W 1-0
4/19	vs.	San Antonio	122-94	W 2-0
4/23	@	San Antonio	114-94	W 3-0

Western Conference Semifinals (4-2)				
4/27	vs.	Dallas	130-116	W 1-0
4/30	vs.	Dallas	117-113	W 2-0
5/2	@	Dallas	108-110	L 2-1
5/4	@	Dallas	118-120	L 2-2
5/6	vs.	Dallas	116-113	W 3-2
5/8	@	Dallas	120-107	W 4-2

Western Conference Finals (1-4)				
5/10	vs.	Houston	119-107	W 1-0
5/13	vs.	Houston	102-112	L 1-1
5/16	@	Houston	109-117	L 1-2
5/18	@	Houston	95-105	L 1-3
5/21	vs.	Houston	112-114	L 1-4

1987

Western Conference First Round (3-0)				
4/23	vs.	Denver	128-95	W 1-0
4/25	vs.	Denver	139-127	W 2-0
4/29	@	Denver	140-103	W 3-0

Western Conference Semifinals (4-1)				
5/5	vs.	Golden State	125-116	W 1-0
5/7	vs.	Golden State	116-101	W 2-0
5/9	@	Golden State	133-108	W 3-0
5/10	@	Golden State	121-139	L 3-1
5/12	vs.	Golden State	118-106	W 4-1

Western Conference Finals (4-0)				
5/16	vs.	Seattle	92-87	W 1-0
5/19	vs.	Seattle	112-104	W 2-0
5/23	@	Seattle	122-121	W 3-0
5/25	@	Seattle	133-102	W 4-0

NBA Finals (4-2)				
6/2	vs.	Boston	126-113	W 1-0
6/4	vs.	Boston	141-122	W 2-0
6/7	@	Boston	103-109	L 2-1
6/9	@	Boston	107-106	W 3-1
6/11	@	Boston	108-123	L 3-2
6/14	vs.	Boston	106-93	W 4-2

1988

Western Conference First Round (3-0)				
4/29	vs.	San Antonio	122-110	W 1-0
5/1	vs.	San Antonio	130-112	W 2-0
5/3	@	San Antonio	109-107	W 3-0

Western Conference Semifinals (4-3)				
5/8	vs.	Utah	110-91	W 1-0
5/10	vs.	Utah	97-101	L 1-1
5/13	@	Utah	89-96	L 1-2
5/15	@	Utah	113-100	W 2-2
5/17	vs.	Utah	111-109	W 3-2
5/19	@	Utah	80-108	L 3-3
5/21	vs.	Utah	109-98	W 4-3

Western Conference Finals (4-3)				
5/23	vs.	Dallas	113-98	W 1-0
5/25	vs.	Dallas	123-101	W 2-0
5/27	@	Dallas	94-106	L 2-1
5/29	@	Dallas	104-118	L 2-2
5/31	vs.	Dallas	119-102	W 3-2
6/2	@	Dallas	103-105	L 3-3
6/4	vs.	Dallas	117-102	W 4-3

NBA Finals (4-3)				
6/7	vs.	Detroit	103-105	L 0-1
6/9	vs.	Detroit	108-96	W 1-1
6/12	@	Detroit	99-86	W 2-1
6/14	@	Detroit	86-111	L 2-2
6/16	@	Detroit	94-104	L 2-3
6/19	vs.	Detroit	103-102	W 3-3
6/21	vs.	Detroit	108-105	W 4-3

1989

Western Conference First Round (3-0)				
4/27	vs.	Portland	128-108	W 1-0
4/30	vs.	Portland	113-105	W 2-0
5/3	@	Portland	116-108	W 3-0

Western Conference Semifinals (4-0)				
5/7	vs.	Seattle	113-102	W 1-0
5/10	vs.	Seattle	130-108	W 2-0
5/12	@	Seattle	91-86	W 3-0
5/14	@	Seattle	97-95	W 4-0

Western Conference Finals (4-0)				
5/20	vs.	Phoenix	127-119	W 1-0
5/23	vs.	Phoenix	101-95	W 2-0
5/26	@	Phoenix	110-107	W 3-0
5/28	@	Phoenix	122-117	W 4-0

NBA Finals (0-4)				
6/6	@	Detroit	97-109	L 0-1
6/8	@	Detroit	105-108	L 0-2
6/11	vs.	Detroit	110-114	L 0-3
6/13	vs.	Detroit	97-105	L 0-4

1990

Western Conference First Round (3-1)				
4/27	vs.	Houston	101-89	W 1-0
4/29	vs.	Houston	104-100	W 2-0
5/1	@	Houston	108-114	L 2-1
5/3	@	Houston	109-88	W 3-1

Western Conference Semifinals (1-4)				
5/8	vs.	Phoenix	102-104	L 0-1
5/10	vs.	Phoenix	124-100	W 1-1
5/12	@	Phoenix	103-117	L 1-2
5/13	@	Phoenix	101-114	L 1-3
5/15	vs.	Phoenix	103-106	L 1-4





ALL-TIME PLAYOFF SCORES

1991

Western Conference First Round (3-0)

4/25	vs. Houston	94-92	W	1-0
5/27	vs. Houston	109-98	W	2-0
5/30	@ Houston	94-90	W	3-0

Western Conference Semifinals (4-1)

5/5	vs. Golden State	126-116	W	1-0
5/8	vs. Golden State	124-125	L	1-1
5/10	@ Golden State	115-112	W	2-1
5/12	@ Golden State	123-107	W	3-1
5/14	vs. Golden State	124-119 (OT)	W	4-1

Western Conference Finals (4-2)

5/18	@ Portland	111-106	W	1-0
5/21	@ Portland	98-109	L	1-1
5/24	vs. Portland	106-92	W	2-1
5/26	vs. Portland	116-95	W	3-1
5/28	@ Portland	84-95	L	3-2
5/30	vs. Portland	91-90	W	4-2

NBA Finals (1-4)

6/2	@ Chicago	93-91	W	1-0
6/5	@ Chicago	86-107	L	1-1
6/7	vs. Chicago	96-104 (OT)	L	1-2
6/9	vs. Chicago	82-97	L	1-3
6/12	vs. Chicago	101-108	L	1-4

1992

Western Conference First Round (1-3)

4/23	@ Portland	102-115	L	0-1
4/25	@ Portland	79-101	L	0-2
4/29	vs. Portland	121-119 (OT)	W	1-2
5/3	vs. Portland*	76-102	L	1-3

* Game played in Las Vegas

1993

Western Conference First Round (2-3)

4/30	@ Phoenix	107-103	W	1-0
5/2	@ Phoenix	86-81	W	2-0
5/4	vs. Phoenix	102-107	L	2-1
5/6	vs. Phoenix	86-101	L	2-2
5/9	@ Phoenix	104-112 (OT)	L	2-3

1995

Western Conference First Round (3-1)

4/23	@ Seattle	71-96	L	0-1
4/29	@ Seattle	84-82	W	1-1
5/1	vs. Seattle	105-101	W	2-1
5/4	vs. Seattle	114-110	W	3-1

Western Conference Semifinals (2-4)

5/6	@ San Antonio	94-110	L	0-1
5/8	@ San Antonio	90-97 (OT)	L	0-2
5/12	vs. San Antonio	92-85	W	1-2
5/14	vs. San Antonio	71-80	L	1-3
5/16	@ San Antonio	98-96 (OT)	W	2-3
5/18	vs. San Antonio	88-100	L	2-4

1996

Western Conference First Round (1-3)

4/25	vs. Houston	83-87	L	0-1
4/27	vs. Houston	104-94	W	1-1
4/30	@ Houston	98-104	L	1-2
5/2	@ Houston	94-102	L	1-3

1997

Western Conference First Round (3-1)

4/25	vs. Portland	95-77	W	1-0
4/27	vs. Portland	107-93	W	2-0
4/30	@ Portland	90-98	L	2-1
5/2	@ Portland	95-91	W	3-1

Western Conference Semifinals (1-4)

5/4	@ Utah	77-93	L	0-1
5/6	@ Utah	101-103	L	0-2
5/8	vs. Utah	104-84	W	1-2
5/10	vs. Utah	95-110	L	1-3
5/12	@ Utah	93-98	L	1-4

1998

Western Conference First Round (3-1)

4/24	vs. Portland	104-102	W	1-0
4/26	vs. Portland	108-99	W	2-0
4/28	@ Portland	94-99	L	2-1
4/30	@ Portland	110-99	W	3-1

Western Conference Semifinals (4-1)

5/4	@ Seattle	92-106	L	0-1
5/6	@ Seattle	92-68	W	1-1
5/8	vs. Seattle	119-103	W	2-1
5/10	vs. Seattle	112-100	W	3-1
5/12	@ Seattle	110-95	W	4-1

Western Conference Finals (0-4)

5/16	@ Utah	77-112	L	0-1
5/18	@ Utah	95-99	L	0-2
5/22	vs. Utah	98-109	L	0-3
5/24	vs. Utah	92-96	L	0-4

1999

Western Conference First Round (3-1)

5/9	vs. Houston	101-100	W	1-0
5/11	vs. Houston	110-98	W	2-0
5/13	@ Houston	88-102	L	2-1
5/15	@ Houston	98-88	W	3-1

Western Conference Semifinals (0-4)

5/17	@ San Antonio	81-87	L	0-1
5/19	@ San Antonio	76-79	L	0-2
5/22	vs. San Antonio	91-103	L	0-3
5/23	vs. San Antonio	107-118	L	0-4

2000

Western Conference First Round (3-2)

4/23	vs. Sacramento	117-107	W	1-0
4/27	vs. Sacramento	113-89	W	2-0
4/30	@ Sacramento	91-99	L	2-1
5/2	@ Sacramento	88-101	L	2-2
5/5	vs. Sacramento	113-86	W	3-2

Western Conference Semifinals (4-1)

5/7	vs. Phoenix	105-77	W	1-0
5/10	vs. Phoenix	97-96	W	2-0
5/12	@ Phoenix	105-99	W	3-0
5/14	@ Phoenix	98-117	L	3-1
5/16	vs. Phoenix	87-65	W	4-1

Western Conference Finals (4-3)

5/20	vs. Portland	109-94	W	1-0
5/22	vs. Portland	77-106	L	1-1
5/26	@ Portland	93-91	W	2-1
5/28	@ Portland	103-91	W	3-1
5/30	vs. Portland	88-96	L	3-2
6/2	@ Portland	93-103	L	3-3
6/4	vs. Portland	89-84	W	4-3

NBA Finals (4-2)

6/7	vs. Indiana	104-87	W	1-0
6/9	vs. Indiana	111-104	W	2-0
6/11	@ Indiana	91-100	L	2-1
6/14	@ Indiana	120-118 (OT)	W	3-1
6/16	@ Indiana	87-120	L	3-2
6/19	vs. Indiana	116-111	W	4-2





2001

Western Conference First Round (3-0)

4/22	vs. Portland	106-93	W	1-0
4/26	vs. Portland	106-88	W	2-0
4/29	@ Portland	99-86	W	3-0

Western Conference Semifinals (4-0)

5/6	vs. Sacramento	108-105	W	1-0
5/8	vs. Sacramento	96-90	W	2-0
5/11	@ Sacramento	103-81	W	3-0
5/13	@ Sacramento	119-113	W	4-0

Western Conference Finals (4-0)

5/19	@ San Antonio	104-90	W	1-0
5/21	@ San Antonio	88-81	W	2-0
5/25	vs. San Antonio	111-72	W	3-0
5/27	vs. San Antonio	111-82	W	4-0

NBA Finals (4-1)

6/6	vs. Philadelphia	101-107 (OT)	L	0-1
6/8	vs. Philadelphia	98-89	W	1-1
6/10	@ Philadelphia	96-91	W	2-1
6/13	@ Philadelphia	100-86	W	3-1
6/15	@ Philadelphia	108-96	W	4-1

2002

Western Conference First Round (3-0)

4/21	vs. Portland	95-87	W	1-0
4/25	vs. Portland	103-96	W	2-0
4/28	@ Portland	92-91	W	3-0

Western Conference Semifinals (4-1)

5/5	vs. San Antonio	86-80	W	1-0
5/7	vs. San Antonio	85-88	L	1-1
5/10	@ San Antonio	99-89	W	2-1
5/12	@ San Antonio	87-85	W	3-1
5/14	vs. San Antonio	93-87	W	4-1

Western Conference Finals (4-3)

5/18	@ Sacramento	106-99	W	1-0
5/20	@ Sacramento	90-96	L	1-1
5/24	vs. Sacramento	90-103	L	1-2
5/26	vs. Sacramento	100-99	W	2-2
5/28	@ Sacramento	91-92	L	2-3
5/31	vs. Sacramento	106-102	W	3-3
6/2	@ Sacramento	112-106 (OT)	W	4-3

NBA Finals (4-0)

6/5	vs. New Jersey	99-94	W	1-0
6/7	vs. New Jersey	106-83	W	2-0
6/9	@ New Jersey	106-103	W	3-0
6/12	@ New Jersey	113-107	W	4-0

2003

Western Conference First Round (4-2)

4/20	@ Minnesota	117-98	W	1-0
4/22	@ Minnesota	91-119	L	1-1
4/24	vs. Minnesota	110-114 (OT)	L	1-2
4/27	vs. Minnesota	102-97	W	2-2
4/29	@ Minnesota	120-90	W	3-2
5/1	vs. Minnesota	101-85	W	4-2

Western Conference Semifinals (2-4)

5/5	@ San Antonio	82-87	L	0-1
5/7	@ San Antonio	95-114	L	0-2
5/9	vs. San Antonio	110-95	W	1-2
5/11	vs. San Antonio	99-95	W	2-2
5/13	@ San Antonio	94-96	L	2-3
5/15	vs. San Antonio	82-110	L	2-4

2004

Western Conference First Round (4-1)

4/17	vs. Houston	72-71	W	1-0
4/19	vs. Houston	98-84	W	2-0
4/23	@ Houston	91-102	L	2-1
4/25	@ Houston	92-88	W	3-1
4/28	vs. Houston	97-78	W	4-1

Western Conference Semifinals (4-2)

5/2	@ San Antonio	78-88	L	0-1
5/5	@ San Antonio	85-95	L	0-2
5/9	vs. San Antonio	105-81	W	1-2
5/11	vs. San Antonio	98-90	W	2-2
5/13	@ San Antonio	74-73	W	3-2
5/15	vs. San Antonio	88-76	W	4-2

Western Conference Finals (4-2)

5/21	@ Minnesota	97-88	W	1-0
5/23	@ Minnesota	71-89	L	1-1
5/25	vs. Minnesota	100-89	W	2-1
5/27	vs. Minnesota	92-85	W	3-1
5/29	@ Minnesota	96-98	L	3-2
5/31	vs. Minnesota	96-90	W	4-2

NBA Finals (1-4)

6/6	vs. Detroit	75-87	L	0-1
6/8	vs. Detroit	99-91	W	1-1
6/10	@ Detroit	68-88	L	1-2
6/13	@ Detroit	80-88	L	1-3
6/15	@ Detroit	87-100	L	1-4

2006

Western Conference First Round (3-4)

4/23	@ Phoenix	102-107	L	0-1
4/26	@ Phoenix	99-93	W	1-1
4/28	vs. Phoenix	99-92	W	2-1
4/30	vs. Phoenix	99-98 (OT)	W	3-1
5/2	@ Phoenix	97-114	L	3-2
5/4	vs. Phoenix	118-126 (OT)	L	3-3
5/6	@ Phoenix	90-121	L	3-4

2007

Western Conference First Round (1-4)

4/22	@ Phoenix	87-95	L	0-1
4/24	@ Phoenix	98-126	L	0-2
4/26	vs. Phoenix	95-89	W	1-2
4/29	vs. Phoenix	100-113	L	1-3
5/2	@ Phoenix	110-119	L	1-4

2008

Western Conference First Round (4-0)

4/20	vs. Denver	128-114	W	1-0
4/23	vs. Denver	122-107	W	2-0
4/26	@ Denver	102-84	W	3-0
4/28	@ Denver	107-101	W	4-0

Western Conference Semifinals (4-2)

5/4	vs. Utah	109-98	W	1-0
5/7	vs. Utah	120-110	W	2-0
5/9	@ Utah	99-104	L	2-1
5/11	@ Utah	115-123 (OT)	L	2-2
5/14	vs. Utah	111-104	W	3-2
5/16	@ Utah	108-105	W	4-2

Western Conference Finals (4-1)

5/21	vs. San Antonio	89-85	W	1-0
5/23	vs. San Antonio	101-71	W	2-0
5/25	@ San Antonio	84-103	L	2-1
5/27	@ San Antonio	93-91	W	3-1
5/29	vs. San Antonio	100-92	W	4-1

NBA Finals (2-4)

6/5	@ Boston	88-98	L	0-1
6/8	@ Boston	102-108	L	0-2
6/10	vs. Boston	87-81	W	1-2
6/12	vs. Boston	91-97	L	1-3
6/15	vs. Boston	103-98	W	2-3
6/17	@ Boston	92-131	L	2-4





ALL-TIME PLAYOFF SCORES

2009

Western Conference First Round (4-1)

4/19	vs. Utah	113-100	W	1-0
4/21	vs. Utah	119-109	W	2-0
4/23	@ Utah	86-88	L	2-1
4/25	@ Utah	108-94	W	3-1
4/27	vs. Utah	107-96	W	4-1

Western Conference Semifinals (4-3)

5/4	vs. Houston	92-100	L	0-1
5/6	vs. Houston	111-98	W	1-1
5/8	@ Houston	108-94	W	2-1
5/10	@ Houston	87-99	L	2-2
5/12	vs. Houston	118-78	W	3-2
5/14	@ Houston	80-95	L	3-3
5/17	vs. Houston	89-70	W	4-3

Western Conference Finals (4-2)

5/19	vs. Denver	105-103	W	1-0
5/21	vs. Denver	103-106	L	1-1
5/23	@ Denver	103-97	W	2-1
5/25	@ Denver	101-120	L	2-2
5/27	vs. Denver	103-94	W	3-2
5/29	@ Denver	119-92	W	4-2

NBA Finals (4-1)

6/4	vs. Orlando	100-75	W	1-0
6/7	vs. Orlando	101-96 (OT)	W	2-0
6/9	@ Orlando	104-108	L	2-1
6/11	@ Orlando	99-91 (OT)	W	3-1
6/14	@ Orlando	99-86	W	4-1

2010

Western Conference First Round (4-2)

4/18	vs. Oklahoma City	87-79	W	1-0
4/20	vs. Oklahoma City	95-92	W	2-0
4/22	@ Oklahoma City	96-101	L	2-1
4/24	@ Oklahoma City	89-110	L	2-2
4/27	vs. Oklahoma City	111-87	W	3-2
4/30	@ Oklahoma City	95-94	W	4-2

Western Conference Semifinals (4-0)

5/2	vs. Utah	104-99	W	1-0
5/4	vs. Utah	111-103	W	2-0
5/8	@ Utah	111-110	W	3-0
5/10	@ Utah	111-96	W	4-0

Western Conference Finals (4-2)

5/17	vs. Phoenix	128-107	W	1-0
5/19	vs. Phoenix	124-112	W	2-0
5/23	@ Phoenix	109-118	L	2-1
5/25	@ Phoenix	106-115	L	2-2
5/27	vs. Phoenix	103-101	W	3-2
5/29	@ Phoenix	111-103	W	4-2

NBA Finals (4-3)

6/3	vs. Boston	102-89	W	1-0
6/6	vs. Boston	94-103	L	1-1
6/8	@ Boston	91-84	W	2-1
6/10	@ Boston	89-96	L	2-2
6/13	@ Boston	86-92	L	2-3
6/15	vs. Boston	89-67	W	3-3
6/17	vs. Boston	83-79	W	4-3

2011

Western Conference First Round (4-2)

4/17	vs. New Orleans	100-109	L	0-1
4/20	vs. New Orleans	87-78	W	1-1
4/22	@ New Orleans	100-86	W	2-1
4/24	@ New Orleans	88-93	L	2-2
4/26	vs. New Orleans	106-90	W	3-2
4/28	@ New Orleans	98-80	W	4-2

Western Conference Semifinals (0-4)

5/2	vs. Dallas	94-96	L	0-1
5/4	vs. Dallas	81-93	L	0-2
5/6	@ Dallas	92-98	L	0-3
5/8	@ Dallas	86-122	L	0-4

2012

Western Conference First Round (4-3)

4/29	vs. Denver	103-88	W	1-0
5/1	vs. Denver	104-100	W	2-0
5/4	@ Denver	84-99	L	2-1
5/6	@ Denver	92-88	W	3-1
5/8	vs. Denver	99-102	L	3-2
5/10	@ Denver	96-113	L	3-3
5/12	vs. Denver	96-87	W	4-3

Western Conference Semifinals (1-4)


5/14	@ Oklahoma City	90-119	L	0-1
5/16	@ Oklahoma City	75-77	L	0-2
5/18	vs. Oklahoma City	99-96	W	1-2
5/19	vs. Oklahoma City	100-103	L	1-3
5/21	@ Oklahoma City	90-106	L	1-4

2013

Western Conference First Round (0-4)

4/21	@ San Antonio	79-91	L	0-1
4/24	@ San Antonio	91-102	L	0-2
4/26	vs. San Antonio	89-120	L	0-3
4/28	vs. San Antonio	82-103	L	0-4





1985

THE OPPONENTS

- 290 Atlanta Hawks
- 292 Boston Celtics
- 294 Brooklyn Nets
- 296 Charlotte Bobcats
- 298 Chicago Bulls
- 300 Cleveland Cavaliers
- 302 Dallas Mavericks
- 304 Denver Nuggets
- 306 Detroit Pistons
- 308 Golden State Warriors
- 310 Houston Rockets
- 312 Indiana Pacers
- 314 Los Angeles Clippers
- 316 Memphis Grizzlies
- 318 Miami Heat
- 320 Milwaukee Bucks
- 322 Minnesota Timberwolves
- 324 New Orleans Pelicans
- 326 New York Knicks
- 328 Oklahoma City Thunder
- 330 Orlando Magic
- 332 Philadelphia 76ers
- 334 Phoenix Suns
- 336 Portland Trail Blazers
- 338 Sacramento Kings
- 340 San Antonio Spurs
- 342 Toronto Raptors
- 344 Utah Jazz
- 346 Washington Wizards



ATLANTA HAWKS



Atlanta Hawks

Centennial Tower, 101 Marietta St., Suite 1900, Atlanta, GA 30303
phone: (404) 878-3800 / fax: (404) 878-3590 / www.hawks.com

BASKETBALL DIRECTORY / GENERAL INFORMATION

Managing Partners: Bruce Levenson, Michael Gearon
President of Basketball Operations / General Manager: Danny Ferry
Head Coach: Mike Budenholzer
Assistant Coaches: Kenny Atkinson, Darvin Hamm, Taylor Jenkins, Quin Snyder, Jim Thomas
Head Athletic Trainer: Wally Blase
Vice President of Public Relations: Garin Narain
Director of Media Relations: Jon Steinberg
Senior Manager of Media Relations: Jason Roose
Home Court: Philips Arena (18,118) - opened in 1999
Colors: Red, White and Blue
Radio: WZGC 92.9 FM - Steve Holman
Television: SportSouth - Bob Rathbun, Dominique Wilkins, Andre Aldridge

FRANCHISE TIMELINE / LAKERS RECORD

Tri-Cities Blackhawks (founded 1949-50) W/L: 12-0
Milwaukee Hawks (founded 1951-52) W/L: 30-12
St. Louis Hawks (founded 1955-56) W/L: 68-79
Atlanta Hawks (founded 1968-69) W/L: 73-44

ALL-TIME WIN / LOSS

	Home	Away	Neutral	Overall
Minneapolis Era	22-15	18-25	21-14	61-54
Los Angeles Era	70-32	49-48	3-1	122-81
All-Time Totals	92-47	67-73	24-15	183-135
Lakers vs. Atlanta	43-16	30-28	-	73-44

2012-13 RESULTS

3/3/13 vs. Atlanta 99-98 (W) Bryant - 34 Horford - 24
3/13/13 @ Atlanta 92-96 (L) Bryant - 31 Harris - 17

2013-14 MEETINGS

11/3/13 vs. Atlanta 6:30 pm
12/16/13 @ Atlanta 7:30 pm

LAKERS PLAYER CAREER STATISTICS VS. ATLANTA

	G	GS	MIN	FG	FGA	FG%	FG3	FG3A	FG3%	FT	FTA	FT%	OFF	DEF	TOT	AST	PF	DQ	STL	TO	BLK	PTS	P/G	HI
Blake	19	7	474	42	117	.359	18	56	.321	11	17	.647	4	28	32	78	24	0	10	28	1	113	5.9	17
Bryant	26	22	883	217	468	.464	31	89	.348	131	168	.780	36	90	126	116	57	1	42	68	10	596	22.9	41
Farmar	15	1	286	39	86	.453	21	42	.500	16	21	.762	4	27	31	41	14	0	10	21	1	115	7.7	16
Gasol	20	20	665	117	233	.502	1	2	.500	82	103	.796	49	126	175	57	47	0	9	42	32	317	15.9	25
Henry	4	1	47	5	10	.500	1	1	1.000	2	5	.400	1	2	3	1	4	0	0	0	1	13	3.3	6
Hill	4	1	67	15	24	.625	0	0	---	1	2	.500	5	19	24	3	7	0	2	2	2	31	7.8	16
Johnson	5	4	146	22	46	.478	9	23	.391	0	0	---	2	16	18	5	16	1	6	8	2	53	10.6	18
Kaman	10	9	274	50	97	.515	0	0	---	15	25	.600	15	62	77	18	27	0	6	28	19	115	11.5	21
Meeks	9	5	219	25	50	.500	18	36	.500	10	13	.769	3	19	22	8	10	0	9	2	0	78	8.7	16
Nash	30	27	917	169	324	.522	47	96	.490	68	74	.919	18	77	95	250	57	0	25	89	2	453	15.1	34
Williams	14	1	253	28	74	.378	12	34	.353	2	4	.500	13	35	48	8	28	1	4	6	5	70	5.0	12
Young	19	3	410	66	163	.405	20	49	.408	34	40	.850	9	25	34	19	33	0	6	18	4	186	9.8	23

CURRENT STREAK

Lost 1

CURRENT HOME STREAK

Won 7

CURRENT ROAD STREAK

Lost 1

LAST HOME WIN

3/3/13 (99-98)

LAST ROAD WIN

3/8/11 (101-87)

LAST HOME LOSS

2/15/06 (110-114)

LAST ROAD LOSS

3/13/13 (92-96)

LARGEST WINNING MARGIN

47 vs. Milwaukee, 12/16/51 (99-52)

46 vs. Atlanta, 1/9/04 (113-67)

LARGEST LOSING MARGIN

43 @ St. Louis, 2/14/59 (96-139)

27 @ Atlanta, 10/11/73 (102-129)

MOST POINTS SCORED

141 vs. Atlanta, 2/14/86

MOST POINTS ALLOWED

139 @ St. Louis, 2/14/59

129 @ Atlanta, 10/11/73

FEWEST POINTS SCORED*

75 @ St. Louis, 10/27/56

75 @ Atlanta, 2/28/97

FEWEST POINTS ALLOWED*

67 vs. Mil. Hawks, 11/6/54

67 vs. Atlanta, 1/9/04

HIGH INDIV. GAME (LAKERS)

52, E. Baylor vs. St. Louis, 12/13/61

52, E. Baylor vs. St. Louis, 12/11/61

42, J. West vs. Atlanta, 2/12/70

HIGH INDIV. GAME (HAWKS)

49, B. Pettit vs. St. Louis, 12/13/61

48, J. Drew vs. Atlanta, 2/12/78





LAKERS VS. HAWKS GAME-BY-GAME RESULTS (183-135)

Date	H/A	Score	W/L	Date	H/A	Score	W/L	Date	H/A	Score	W/L	Date	H/A	Score	W/L
12/26/49	H	73-76	W	10/23/58	H	102-112	L	10/29/66	A	109-110	L	2/2/90	H	112-106	W
2/26/50	H	80-66	W	11/1/58	A	108-101	W	11/26/66	A	133-126	W	3/11/90	H	123-115	W
11/29/50	H	85-66	W	11/22/58	A	109-114	L	12/4/66	H	118-123	L	1/31/91	H	111-89	W
12/9/50	A	88-79	W	1/6/59	N	95-112	L	12/7/66	H	130-128*	W	2/22/91	A	102-111	L
12/10/5	H	114-101	W	1/7/59	N	78-89	L	1/4/67	H	122-101	L	11/17/91	H	111-89	W
12/16/50	A	86-71	W	1/8/59	N	95-93	W	1/18/67	H	121-123*	L	3/11/92	A	109-98	W
1/11/51	A	113-109	W	1/9/59	N	95-106	L	1/30/67	N	99-106	L	2/14/93	H	135-96	W
12/21/51	H	89-82	W	1/31/59	N	96-120	L	2/25/67	A	134-133*	W	3/14/93	A	107-117	L
1/31/51	H	106-78	W	2/14/59	A	96-139	L	3/8/67	H	104-106	L	11/23/93	A	94-103	L
2/27/51	N	83-77	W	2/15/59	H	109-98	W	10/19/67	A	95-100	L	4/3/94	H	102-89	W
3/3/51	A	99-88	W	2/22/59	A	106-120	L	11/18/67	A	127-107	W	11/25/94	A	92-87	W
3/17/51	A	92-91	W	3/8/59	H	120-104	W	11/26/67	H	109-105	W	3/31/95	H	121-107	W
11/24/51	A	72-59	W	10/24/59	A	94-87	W	11/28/67	H	134-117	W	2/14/96	H	87-86	W
12/16/51	H	99-52	W	1/11/59	H	101-138	L	12/30/67	A	106-104	W	3/29/96	H	102-89	W
1/11/52	A	75-63	W	11/10/59	A	105-134	L	1/28/68	N	128-113	W	11/10/96	H	92-85	W
1/12/52	N	96-84	W	11/28/59	A	91-102	L	1/31/68	H	110-102	W	2/28/97	A	75-86	L
1/26/52	A	57-56	W	12/25/59	A	96-112	L	3/6/68	H	96-112	L	12/19/97	A	98-96	W
1/27/52	H	91-62	W	1/17/60	A	119-135	L	10/29/68	H	125-124	W	1/2/98	H	116-106	W
2/10/52	A	69-70**	L	2/5/60	H	96-114	L	12/6/68	A	99-94	W	11/14/99	H	93-88	W
2/14/52	N	109-74	W	2/17/60	N	127-131	L	12/13/68	H	103-105	L	12/18/99	A	95-88	W
3/2/52	A	96-85	W	2/19/60	N	111-101	W	1/4/69	A	121-111	W	3/19/01	A	106-108	L
11/16/52	H	87-51	W	2/21/60	N	112-98	W	1/11/69	A	109-104	W	2/23/01	H	113-106	W
11/23/52	A	62-46	W	2/22/60	N	103-113	L	1/24/69	A	106-110	L	3/19/01	A	106-108	L
12/20/52	H	75-86	W	3/1/60	A	101-109	L	3/21/69	H	116-103	W	1/29/02	A	127-93	W
12/28/52	H	86-77	W	3/5/60	H	106-107	L	12/12/69	A	107-121	L	2/15/02	H	90-93	L
1/2/53	N	74-66	W	10/22/60	A	96-112	L	1/30/70	H	127-112	W	11/12/02	H	95-83	L
1/3/53	N	79-75	W	11/26/60	H	113-126	L	1/9/70	A	102-87	W	3/25/03	A	108-91	W
1/18/53	H	70-83	L	12/10/60	A	108-111	L	2/12/70	H	115-119	L	1/9/04	H	113-67	W
1/23/53	N	65-57	L	12/12/60	H	103-114	L	1/16/71	A	113-127	L	3/2/04	A	93-94	L
2/15/53	H	80-71	W	12/14/60	H	124-113	W	3/5/71	H	104-105	L	11/7/04	H	106-90	W
3/8/53	H	100-73	W	12/30/60	A	99-107	L	10/20/71	A	126-104	W	2/7/05	A	108-114	L
10/30/53	A	59-69	L	1/5/61	H	110-96	W	12/12/71	H	116-105	W	11/8/05	A	103-97	W
11/13/53	A	92-84	W	1/6/61	H	104-108	L	12/19/70	A	116-104	W	2/15/06	H	110-114	L
11/22/53	N	57-55	W	2/26/61	N	121-115	W	12/22/70	H	115-119	L	12/8/06	H	106-95	W
12/16/53	N	69-63	W	2/8/61	H	120-103	L	1/16/71	A	113-127	L	2/5/07	A	90-83	W
1/9/54	A	78-67	W	2/9/61	H	113-123	L	3/5/71	H	104-105	L	2/6/08	A	95-98	W
1/16/54	H	98-84	W	2/12/61	A	105-95	W	10/20/71	A	126-104	W	2/19/08	H	122-93	W
1/18/54	N	91-72	W	3/7/61	A	136-137*	L	12/12/71	H	104-95	W	2/17/09	H	96-83	W
1/26/54	A	84-69	W	11/7/61	A	127-110	W	1/17/72	A	134-90	W	3/29/09	A	76-86	L
1/30/54	H	80-64	W	11/8/61	H	124-118	W	2/9/72	A	117-113	W	11/1/09	H	118-110	W
2/12/54	N	62-71	L	11/23/61	A	122-114	W	3/3/72	H	114-104	W	3/31/10	A	92-109	L
3/7/54	H	65-63	W	12/11/61	H	132-119	W	12/1/72	H	109-114*	L	2/22/11	H	104-80	W
11/6/54	N	79-67	W	12/13/61	H	137-136*	W	1/14/73	A	102-100	W	3/8/11	A	101-87	W
12/25/54	N	108-117	L	12/23/61	A	129-126	W	2/18/73	H	92-99	L	2/14/12	H	86-78	W
12/4/54	A	88-95	L	1/13/62	A	108-107	W	3/20/73	A	112-114	L	3/3/13	W	99-98	W
12/5/54	H	104-102*	W	2/3/62	A	127-124	W	10/11/73	A	102-129	L	3/13/13	W	99-98	W
1/19/55	N	95-81	W	2/12/62	H	113-117	W	2/6/74	A	103-107	L	3/13/13	A	92-96	L
1/20/55	N	97-90	W	2/14/62	H	130-107	W	2/17/74	H	110-113	L				
12/21/55	N	100-92	W	3/3/62	A	125-134	L	12/6/74	H	100-84	W				
1/23/55	H	82-79	W	3/14/62	H	125-115	W	12/28/74	A	89-106	L				
1/27/55	N	79-85	W	11/10/62	A	96-97	L	2/14/75	H	108-100	W				
2/5/55	N	103-87	W	11/28/62	H	116-110	W	3/4/75	A	97-109	L				
2/6/55	H	99-101	L	12/1/62	H	110-97	W	11/2/75	A	116-113*	W				
3/6/55	H	98-100	L	12/19/62	H	135-106	W	12/18/75	A	98-114	L				
11/5/55	A	89-101	L	12/21/62	H	100-105	L	2/8/76	A	97-89	W				
11/24/55	H	107-99	W	12/26/62	A	104-106	L	3/26/76	H	107-85	W				
11/26/55	A	95-104	L	1/8/63	A	99-96	W	2/2/79	H	118-101	W				
11/30/55	N	97-89	W	1/27/63	A	105-101	W	12/29/76	H	118-101	W				
12/28/55	H	90-111	W	2/2/63	A	103-97	W	12/17/76	H	104-106	L				
12/29/55	N	74-71	W	3/9/63	A	101-117	L	2/18/77	H	101-111	L				
1/4/56	N	94-76	W	3/11/63	H	109-96	W	3/1/77	A	92-90	W				
1/17/56	N	97-86	W	3/13/63	H	98-112	L	10/28/77	A	95-102	L				
1/29/56	H	107-114	L	10/19/63	A	108-117	L	2/12/78	H	103-116	L				
3/4/56	H	113-84	W	11/17/63	H	112-117	L	3/19/78	H	101-87	W				
3/9/56	A	102-103	L	11/21/63	H	111-99	W	3/28/78	A	104-105	L				
3/10/56	A	97-105	L	11/30/63	A	97-96	W	11/25/78	A	103-109	L				
10/27/56	A	75-97	L	12/15/63	H	95-102	L	12/10/78	H	88-86	L				
11/24/56	A	104-102*	W	1/31/64	H	132-119	W	1/3/79	A	99-96	W				
11/25/56	H	94-95	W	1/15/64	A	111-109	W	3/16/79	H	111-110	W				
12/6/56	N	103-96	W	2/1/64	A	96-113	L	12/19/79	A	112-119	L				
12/29/56	H	92-95	W	2/2/64	A	105-107	L	1/18/80	H	108-102	W				
12/30/56	A	93-100	L	2/29/64	A	114-115*	L	11/1/80	A	126-97	W				
2/2/57	H	97-106	L	3/1/64	H	114-91	W	1/21/81	H	116-106	W				
2/3/57	A	85-102	L	3/4/64	H	105-110	L	12/20/81	H	112-94	W				
2/12/57	N	110-105	W	11/1/64	H	115-116	L	2/9/82	A	130-117	W				
2/17/57	H	115-118*	L	12/2/64	A	102-105	L	1/15/83	A	120-101	W				
2/25/57	N	94-110	L	12/10/64	H	91-95	W	1/28/83	H	109-85	W				
3/10/57	H	117-104	W	1/2/65	A	115-112	W	2/12/84	H	108-87	W				
10/26/57	A	84-112	L	1/3/65	A	99-92	W	3/2/84	A	98-94	W				
11/30/57	H	118-113	W	1/17/65	A	105-118	L	12/18/84	H	117-116	W				



BOSTON CELTICS



Boston Celtics

226 Causeway St., 4th Floor, Boston, MA 02114
phone: (617) 854-8000 / fax: (617) 523-5949 / www.celtics.com

BASKETBALL DIRECTORY / GENERAL INFORMATION

Managing Partner, Governor & CEO: Wyc Grousbeck
President of Basketball Operations: Danny Ainge
Head Coach: Brad Stevens
Assistant Coaches: Ron Adams, Jamie Young, Jay Larranaga, Walter McCarty, Micah Shrewsbury
Athletic Trainer: Ed Lacerte
Vice President, Media Services / Alumni Relations: Jeff Twiss
Sr. Director of Public Relations: Heather Walker
Media Relations Manager: Brian Olive
Home Court: TD Garden (18,624) - opened in 1995
Colors: Green, Gold, Black, Brown, Beige and White
Radio: TBD - Sean Grande, Cedric Maxwell
Television: Comcast SportsNet - Mike Gorman, Tom Heinsohn

FRANCHISE TIMELINE

Boston Celtics (founded 1946-47)

ALL-TIME WIN / LOSS

	Home	Away	Neutral	Overall
Minneapolis Era	22-8	10-27	5-19	37-54
Los Angeles Era	50-41	37-51	0-8	87-100
All-Time Totals	72-49	47-78	5-27	124-154

2012-13 RESULTS

2/7/13 @ Boston 95-116 (L) Bryant - 27 Pierce - 24
2/20/13 vs. Boston 113-99 (W) Howard - 24 Pierce - 26

2013-14 MEETINGS

1/17/14 @ Boston 7:30 pm
2/21/14 vs. Boston 7:30 pm (ESPN)

LAKERS PLAYER CAREER STATISTICS VS. BOSTON

	G	GS	MIN	FG	FGA	FG%	FG3	FG3A	FG3%	FT	FTA	FT%	OFF	DEF	TOT	AST	PF	DQ	STL	TO	BLK	PTS	P/G	HI
Blake	20	7	417	48	118	.407	25	60	.417	8	14	.571	4	29	33	67	31	0	10	25	1	129	6.5	21
Bryant	28	25	1047	248	585	.424	35	113	.310	175	217	.806	30	110	140	128	88	0	37	84	15	706	25.2	43
Farmar	13	0	256	37	84	.440	16	47	.340	4	9	.444	5	19	24	28	25	0	7	20	0	94	7.2	16
Gasol	19	19	716	128	248	.516	0	4	.000	83	105	.790	52	124	176	58	42	0	11	58	39	339	17.8	25
Henry	2	0	22	1	3	.333	0	1	.000	0	0	---	0	3	3	0	1	0	0	0	0	2	1.0	2
Hill	4	1	105	15	33	.455	0	0	---	8	11	.727	9	24	33	3	11	0	0	5	10	38	9.5	12
Johnson	4	3	93	8	23	.348	4	11	.364	1	2	.500	0	15	15	4	4	0	0	5	2	21	5.3	8
Kaman	16	11	449	74	149	.497	0	0	---	19	23	.826	29	84	113	31	42	0	10	38	24	167	10.4	27
Meeks	9	4	245	21	58	.362	10	24	.417	20	22	.909	5	14	19	2	10	0	4	8	1	72	8.0	19
Nash	30	25	924	120	255	.471	31	77	.403	71	84	.845	8	74	82	244	44	0	27	94	3	342	11.4	20
Sacre	1	0	5	1	2	.500	0	0	---	0	1	.000	0	2	2	1	0	0	0	0	0	2	2.0	2
Williams	10	0	153	18	48	.375	5	21	.238	1	1	1.000	3	19	22	7	23	1	2	12	4	42	4.2	14
Young	16	6	342	52	137	.380	10	40	.250	51	58	.879	6	18	24	9	26	0	8	16	0	165	10.3	20

CURRENT STREAK

Won 1

LAST HOME LOSS

1/30/11 (96-109)

MOST POINTS ALLOWED

173 @ Boston, 2/27/59
140 @ Boston, 12/17/60

CURRENT HOME STREAK

Won 2

LAST ROAD LOSS

2/7/13 (95-116)

FEWEST POINTS SCORED*

75 @ Boston, 11/11/55
78 @ Boston, 11/27/63

CURRENT ROAD STREAK

Lost 1

LARGEST WINNING MARGIN

37 @ Boston, 2/11/68 (141-104)

FEWEST POINTS ALLOWED*

73 @ Boston, 3/16/69

LAST HOME WIN

2/20/13 (113-99)

LARGEST LOSING MARGIN

44 @ Boston, 11/11/55 (75-119)
36 @ Boston, 11/27/63 (78-114)

HIGH INDIV. GAME (LAKERS)

50, E. Baylor @ Boston, 2/13/63

LAST ROAD WIN

2/9/12 (88-87 OT)

MOST POINTS SCORED

144 @ Boston, 2/11/68

HIGH INDIV. GAME (CELTICS)

42, P. Pierce vs. Boston, 3/13/01





LAKERS VS. CELTICS GAME-BY-GAME RESULTS (124-154)

Date	H/A	Score	W/L	Date	H/A	Score	W/L	Date	H/A	Score	W/L	Date	H/A	Score	W/L
11/9/48	A	55-77	L	11/12/60	N	124-131	L	11/14/71	H	128-115	W	11/23/07	A	94-107	L
11/17/48	H	72-74	L	12/2/60	A	120-117	W	12/17/71	A	124-111	W	12/30/07	H	91-110	L
11/30/48	N	94-84	W	12/16/60	H	103-113	L	1/2/72	H	122-113	W	12/25/08	H	92-83	W
2/18/49	A	85-71	W	12/5/60	H	101-123	L	2/11/72	A	108-121	L	2/5/09	A	110-109*	W
3/9/49	H	74-67	W	12/17/60	A	112-140	L	2/20/72	H	132-113	W	1/31/10	A	90-89	W
11/10/49	A	98-84	W	1/3/61	H	96-102	L	10/13/72	A	104-112	L	1/30/11	H	86-87	L
12/18/49	H	77-72	L	1/19/61	N	95-106	L	12/15/72	H	98-102	L	2/1/10	H	96-109	L
12/22/49	A	69-87	L	2/7/61	N	95-96	L	3/7/73	A	112-113*	L	2/10/11	A	92-86	W
1/8/50	H	85-80	W	2/14/61	N	93-113	L	3/9/73	H	111-119	L	2/9/12	A	88-87*	W
1/17/50	A	105-79	W	2/22/61	H	105-93	W	12/16/73	H	110-115	L	3/11/12	H	97-94	W
2/12/50	H	88-70	W	11/18/61	A	103-101	W	1/11/74	A	111-103	W	2/7/13	A	95-116	L
1/19/50	A	71-76	L	12/19/61	H	104-101	W	3/6/74	H	116-111	W	2/20/13	H	113-99	W
12/23/50	A	81-87	L	12/26/61	A	117-129	L	3/10/74	A	82-94	L				
1/5/51	H	69-54	W	1/7/62	H	95-118	L	12/4/74	A	90-101	L				
2/4/51	H	98-84	W	12/23/62	N	103-118	L	1/3/75	H	106-127	L				
3/4/51	A	86-92	L	2/1/62	N	115-130	L	1/10/75	A	97-103	L				
3/11/51	H	98-96**	W	2/18/62	H	125-99	W	2/23/75	H	115-119	L				
11/11/51	A	72-77	L	2/20/62	H	96-115	L	12/28/75	H	113-123	L				
11/28/51	H	90-76	W	3/11/62	A	105-119	L	1/7/76	A	103-109	W				
12/25/51	H	100-93	W	11/9/62	A	133-120	W	2/20/76	H	113-125	L				
1/16/52	A	108-94	W	12/7/62	A	112-126	L	3/10/76	A	89-92	L				
2/16/52	N	75-77	L	11/9/63	H	105-123	W	11/10/76	H	112-117	L				
3/5/52	A	74-82	L	1/5/63	H	106-104	W	12/28/76	A	134-105	W				
11/1/52	H	94-91	W	1/20/63	A	121-133	L	2/4/77	A	98-99	L				
11/11/52	A	101-92	W	2/12/63	N	93-120	L	12/18/77	H	104-97	W				
12/3/52	A	106-102	W	2/13/63	A	134-128	W	2/1/78	A	100-103*	L				
12/27/52	H	94-71	W	2/22/63	H	113-105	W	2/17/78	H	114-106	W				
1/25/53	H	87-82	W	2/24/63	H	109-119	L	1/10/79	A	99-89	W				
3/6/53	A	85-100	L	11/13/63	N	110-114	L	2/23/79	H	113-104	W				
11/1/53	A	84-79	W	11/27/63	A	78-114	L	3/11/79	A	106-108	W				
11/15/53	N	89-74	W	12/26/63	A	110-126	L	3/18/79	H	122-111	W				
11/29/53	H	95-82	W	1/4/64	H	125-118*	W	12/28/79	H	123-105	W				
1/10/54	H	99-85	W	1/5/64	H	97-95	W	1/13/80	A	100-98	W				
1/13/54	A	84-88	L	1/17/64	A	79-99	L	1/18/81	A	96-98	L				
1/31/54	H	82-67	W	2/1/64	H	97-104*	W	2/1/81	H	91-105	L				
2/18/54	H	92-105	L	2/16/64	H	90-92	L	2/7/82	A	99-113	W				
3/5/54	A	106-128	L	11/13/64	A	114-112	W	2/14/82	H	103-108	L				
11/28/54	H	115-108	W	12/8/64	H	98-108	L	1/30/83	A	95-110	L				
12/8/54	A	101-99	W	12/28/64	A	112-133	L	2/23/83	H	104-113	L				
12/14/54	N	108-115	L	1/7/65	H	104-112	L	2/8/84	A	111-109	W				
12/26/54	H	87-82	W	1/9/65	H	103-107	L	2/24/84	H	116-108	W				
12/29/54	N	129-118*	W	1/24/65	A	93-117	L	1/16/85	A	102-104	L				
1/14/55	A	95-100	L	2/7/65	A	97-101	L	2/17/85	H	117-111	W				
2/24/55	H	112-98	W	2/21/65	H	129-114	W	1/22/86	A	95-110	L				
2/25/55	N	104-107	L	2/24/65	H	95-97	L	2/16/86	H	99-105	L				
3/4/55	A	121-106	W	3/3/65	A	104-102	W	12/28/86	A	117-110	W				
11/12/55	A	75-119	L	10/20/65	A	96-100	L	2/15/87	A	106-103	W				
12/10/55	A	102-111	L	11/17/65	H	125-115	W	12/11/87	A	115-114	W				
12/20/55	N	104-118	L	11/28/65	A	95-101	L	2/14/88	H	115-106	W				
12/25/55	H	112-115	L	12/8/65	A	106-108	L	12/16/88	A	96-110	L				
1/11/56	N	114-110	W	1/2/66	H	113-124	L	2/19/89	H	119-110	W				
2/1/56	H	107-106	W	1/5/66	H	120-113	W	12/15/89	A	119-110	W				
2/9/56	N	101-102	L	1/12/66	A	102-114	W	2/18/90	H	116-110	W				
2/22/56	H	90-93	L	2/13/66	A	120-110	W	1/27/91	A	104-87	W				
3/2/56	A	113-119	L	2/19/66	H	111-115	W	2/15/91	H	85-98	L				
11/10/56	A	110-117	L	2/21/66	H	108-115	L	11/29/91	A	91-114	L				
11/14/56	N	113-97	W	11/2/66	A	108-133	L	2/16/92	H	107-114	L				
11/28/56	N	93-105	L	12/18/66	H	127-125	W	1/31/93	A	96-87	W				
12/7/56	A	114-121	L	12/26/66	A	106-121	L	3/19/93	H	119-129	L				
1/13/57	H	104-87	W	1/1/67	H	111-110	W	2/27/94	H	100-97	W				
1/25/57	A	106-115	L	1/6/67	H	102-99	W	3/4/94	A	99-109	L				
1/29/57	N	91-103	L	1/22/67	A	120-121*	L	12/0/95	A	120-118	W				
2/13/57	H	115-114	W	2/15/67	H	124-114	W	3/17/95	H	92-118	L				
3/7/57	H	109-104	W	2/17/67	H	119-120	L	12/26/95	H	102-91	W				
11/6/57	H	94-103	L	3/5/67	A	105-130	L	1/24/96	A	124-107	W				
11/12/57	N	104-107	L	11/3/67	A	104-105	L	11/27/96	A	94-110	L				
11/23/57	A	107-131	L	12/1/67	A	119-123	L	12/27/96	H	109-102	W				
12/4/57	H	108-103	W	12/17/67	H	117-123	L	1/26/97	A	118-112	W				
12/21/57	A	119-140	L	1/3/68	H	103-113	L	2/11/98	A	141-104	W				
1/5/58	N	100-113	L	1/3/68	H	117-113	W	2/11/98	A	141-104	W				
1/8/58	N	87-107	L	1/23/68	H	118-112	W	12/21/68	H	122-117	W				
1/22/58	H	87-97	L	2/11/68	A	141-104	W	11/19/68	H	116-106	W				
2/7/58	A	88-114	L	2/12/68	H	122-117	W	11/29/68	A	93-92	W				
11/11/58	A	113-116*	L	11/19/68	H	116-106	W	1/10/69	A	82-88	L				
11/24/58	N	104-123	L	11/29/68	A	93-92	W	2/21/69	H	102-124	L				
12/26/58	N	99-107	L	1/10/69	A	82-88	L	3/6/69	H	105-99*	W				
12/27/58	H	94-112	L	2/21/69	H	102-124	L	3/16/69	A	108-73	L				
1/5/59	A	106-118	L	3/16/69	A	108-73	L	12/10/69	A	99-111	L				
1/11/59	N	106-109*	L	12/10/69	A	99-111	L	12/28/69	H	109-99	W				
1/12/59	N	108-117	L	12/28/69	H	109-99	W	1/16/70	A	108-103	W				
2/27/59	A	139-173	L	2/22/70	H	108-96	W	2/22/70	H	108-96	W				
3/3/59	N	112-119	L	3/1/70	A	120-114	W	3/1/70	A	120-114	W				
11/8/59	H	136-115	W	3/18/70	H	122-137	L	3/18/70	H	122-137	L				
11/29/59	N	93-109	L	12/27/70	A	111-114	L	12/27/70	A	111-114	L				
12/6/59	H	104-121	L	12/25/70	H	123-113	W	12/25/70	H	123-113	W				
12/28/59	A	104-107	L	2/21/71	H	124-116	W	3/2/05	H	101-104	L				
2/3/60	A	108-128	L	2/24/71	A	96-116	L	2/26/06	H	111-112	L				
2/9/60	N	90-129	L	3/17/71	A	104-112	L	3/20/06	A	105-97	W				
2/16/60	N	122-130	L					1/31/07	A	111-98	W				
2/24/60	N	110-131	L					2/23/07	H	122-96	W				
2/26/60	A	111-128	L												

* indicates number of overtimes; as available 1948-60



BROOKLYN NETS



Brooklyn Nets

390 Murray Hill Parkway, East Rutherford, NJ 07073
phone: (201) 635-3109 / fax: (718) 942-9595 / www.brooklynnets.com

BASKETBALL DIRECTORY / GENERAL INFORMATION

Principal Owner: Mikhail Prokhorov
General Manager: Billy King
Head Coach: Jason Kidd
Assistant Coaches: Lawrence Frank, John Welch, Roy Rogers, Eric Hughes, Charles Klask, Joe Prunty
Athletic Trainer: Tim Walsh
Vice President, Public Relations: Gary Sussman
Senior Director, Public Relations: Aaron Harris
Home Court: Barclays Center (17,732) - opened in 2012
Colors: Black and White
Radio: WFAN (660 AM / 101.9 FM) - Chris Carrino, Tim Capstraw
Spanish Radio: WADO (1280 AM) - TBD
Television: YES Network - Ian Eagle, Mike Fratello, Ryan Ruocco, Jim Spanarkel, Sarah Kustok

FRANCHISE TIMELINE

New York Nets (founded 1976-77) W/L: 4-0
New Jersey Nets (founded 1977-78) W/L: 52-19
Brooklyn Nets (founded 2012-13) W/L: 2-0

ALL-TIME WIN / LOSS

	Home	Away	Neutral	Overall
Lakers vs. Nets	31-8	27-11	-	58-19

2012-13 RESULTS

11/20/12 vs. Brooklyn 95-90 (W) Bryant - 25 Lopez - 23
2/5/13 @ Brooklyn 92-83 (W) Bryant - 21 Lopez - 30

2013-14 MEETINGS

11/27/13 @ Brooklyn 7:30 pm
2/23/14 vs. Brooklyn 6:00 pm (ESPN)

LAKERS PLAYER CAREER STATISTICS VS. BROOKLYN

	G	GS	MIN	FG	FGA	FG%	FG3	FG3A	FG3%	FT	FTA	FT%	OFF	DEF	TOT	AST	PF	DQ	STL	TO	BLK	PTS	P/G	HI
Blake	21	9	463	50	109	.459	23	52	.442	19	24	.792	6	45	51	76	30	0	8	30	0	142	6.8	16
Bryant	26	22	959	209	489	.427	36	104	.346	132	161	.820	30	102	132	136	74	0	37	76	11	586	22.5	46
Farmar	8	0	151	32	63	.508	10	24	.417	5	12	.417	1	16	17	21	4	0	11	7	1	79	9.9	18
Gasol	22	21	800	150	314	.478	0	2	.000	97	131	.740	58	135	193	85	52	0	11	45	30	397	18.0	36
Henry	2	1	34	6	9	.667	0	0	---	3	4	.750	1	3	4	1	2	0	1	1	1	15	7.5	11
Hill	5	0	68	10	22	.455	0	1	.000	2	4	.500	9	8	17	2	8	0	1	3	2	22	4.4	11
Johnson	4	4	103	16	40	.400	8	17	.471	6	8	.750	1	21	22	5	6	0	2	6	3	46	11.5	21
Kaman	18	15	518	101	186	.543	0	0	---	33	42	.786	34	88	122	24	50	0	10	44	33	235	13.1	24
Meeks	14	7	261	20	63	.317	8	38	.211	12	15	.800	2	23	25	8	16	0	3	8	2	60	4.3	15
Nash	30	24	961	170	330	.515	47	85	.553	88	96	.917	14	76	90	253	53	0	22	79	2	475	15.8	42
Sacre	1	0	10	1	2	.500	0	0	---	2	2	1.000	1	0	1	1	2	0	0	2	0	4	4.0	4
Williams	12	2	201	30	78	.385	9	33	.273	13	18	.722	13	22	35	14	25	0	6	8	5	82	6.8	19
Young	17	3	336	72	144	.500	11	26	.423	30	35	.857	4	21	25	19	22	0	8	17	4	185	10.9	22

CURRENT STREAK

Won 10

LAST HOME LOSS

11/25/07 (100-102)

MOST POINTS ALLOWED

123 vs. Brooklyn, 11/25/83

CURRENT HOME STREAK

Won 5

LAST ROAD LOSS

3/17/06 (89-92)

FEWEST POINTS SCORED

71 @ Brooklyn, 12/19/02

CURRENT ROAD STREAK

Won 6

LARGEST WINNING MARGIN

27 vs. Brooklyn, 11/25/08 (120-93)

FEWEST POINTS ALLOWED

80 vs. Brooklyn, 11/26/99

LAST HOME WIN

11/20/12 (95-90)

LARGEST LOSING MARGIN

27 @ Brooklyn, 12/19/02 (71-98)

HIGH INDIV. GAME (LAKERS)

50, S. O'Neal @ Brooklyn, 4/2/98

LAST ROAD WIN

2/5/13 (92-83)

MOST POINTS SCORED

147 vs. Brooklyn, 11/23/83

HIGH INDIV. GAME (NETS)

50, S. Marbury @ Brooklyn, 2/13/00





LAKERS VS. NETS GAME-BY-GAME RESULTS (58-19)

Date	H/A	Score	W/L
11/21/76	H	95-91	W
1/7/77	A	85-82	W
3/13/77	A	84-81	W
4/8/77	H	124-100	W
11/2/77	A	107-102	W
11/25/77	H	129-117	W
2/3/78	A	105-99*	W
4/7/78	H	114-106	W
10/14/78	A	100-102	L
12/3/78	H	105-107	L
1/12/79	A	117-116	W
1/30/79	H	127-108	W
2/8/80	A	125-120*	W
2/22/80	H	132-110	W
1/16/81	A	113-111	W
2/27/81	H	107-103	W
1/20/82	H	132-113	W
3/3/82	A	103-111	L
12/17/82	H	117-106	W
1/11/83	A	96-110	L
11/25/83	H	147-123	W
2/29/84	A	92-102	L
11/11/84	H	121-111	W
12/5/84	A	104-93	W
11/17/85	H	138-119	W
2/21/86	A	106-121	L
11/21/86	H	111-95	W
1/19/87	A	126-115	W
12/8/87	A	98-81	W
3/14/88	H	115-105	W
12/14/88	A	113-118*	L
2/5/89	H	134-116	W
12/16/89	A	99-92	W
2/4/90	H	121-105	W
1/25/91	A	108-103*	W
1/29/91	H	110-89	W
12/6/91	A	98-89	W
3/4/92	H	101-92	W
11/25/92	H	98-100	L
1/26/93	A	91-106	L
11/21/93	A	102-105	L
3/18/94	H	90-102	L
11/29/94	A	129-120**	W
1/25/95	H	120-116*	W
1/27/96	A	100-98	W
2/7/96	H	106-96	W
3/9/97	H	115-105	W
3/24/97	A	109-84	W
1/28/98	H	107-95	L
4/2/98	A	117-106	W
11/26/99	H	103-80	W
2/22/00	A	97-89	W
1/26/01	H	113-101	W
2/13/01	A	113-110*	W
3/5/02	H	101-92	W
4/3/02	A	92-94	L
12/19/02	A	98-71	L
1/24/03	H	89-83	L
2/29/04	A	100-83	W
3/7/04	H	94-88	W
1/28/05	H	103-109	L
2/9/05	A	104-103*	W
11/27/05	H	96-102*	L
3/17/06	A	89-92	L
11/26/06	H	99-93	W
12/22/06	A	99-95	W
11/25/07	H	100-102	L
2/5/08	A	105-90	W
11/25/08	H	120-93	W
3/27/09	A	103-95	W
11/29/09	H	106-87	W
12/19/09	A	103-84	W
12/12/10	A	99-92	W
1/14/11	H	100-88	W
4/3/12	H	91-87	W
11/20/12	H	95-90	W
2/5/13	A	92-83	W



* indicates number of overtimes



CHARLOTTE BOBCATS



Charlotte Bobcats

333 E. Trade Street, Charlotte, NC 28202
phone: (704) 688-8600 / fax: (704) 688-7600 / www.bobcats.com

BASKETBALL DIRECTORY / GENERAL INFORMATION

Chairman: Michael Jordan
President of Basketball Operations: Rod Higgins
General Manager: Rich Cho
Head Coach: Steve Clifford
Associate Head Coach: Patrick Ewing
Assistant Coaches: Bob Beyer, Mark Price, Stephen Silas, Bob Weiss
Head Athletic Trainer: Steve Stricker
Vice President, Communications: Mike Cristaldi
Director, Communications: Josh Rosen
Coordinator, Communications: Jerome Hubbard
Home Court: Time Warner Cable Arena (19,077) - opened in 2005
Colors: Navy, Light Blue, Cool Gray and Orange
Radio: WFNZ (1610 AM) - Scott Lauer
Television: FSN Carolinas/SportSouth - Steve Martin, Dell Curry, Stephanie Ready

FRANCHISE TIMELINE

Charlotte Bobcats (founded 2004-05)

ALL-TIME WIN / LOSS

	Home	Away	Neutral	Overall
Lakers vs. Bobcats	6-3	3-5	-	9-8

2012-13 RESULTS

12/18/12 vs. Charlotte 101-100 (W) Bryant - 30 Walker - 28
2/8/13 @ Charlotte 100-93 (W) Bryant - 20 Henderson - 20

2013-14 MEETINGS

12/14/13 @ Charlotte 7:00 pm
1/31/14 vs. Charlotte 7:30 pm

LAKERS PLAYER CAREER STATISTICS VS. CHARLOTTE

	G	GS	MIN	FG	FGA	FG%	FG3	FG3A	FG3%	FT	FTA	FT%	OFF	DEF	TOT	AST	PF	DQ	STL	TO	BLK	PTS	P/G	HI
Blake	15	6	334	22	74	.297	11	47	.234	3	4	.750	3	28	31	62	15	0	8	21	2	58	3.9	14
Bryant	16	16	644	163	374	.436	29	90	.322	104	123	.846	13	65	78	70	49	2	17	54	6	459	28.7	58
Farmar	16	2	309	45	113	.398	10	39	.256	27	30	.900	2	28	30	51	24	0	7	14	0	127	7.9	20
Gasol	15	15	551	107	216	.495	0	2	.000	62	84	.738	50	81	131	60	40	0	7	26	20	276	18.4	33
Henry	4	1	63	5	20	.250	0	1	.000	3	3	1.000	1	6	7	6	6	0	3	1	1	13	3.3	7
Hill	5	0	82	25	39	.641	0	0	---	8	10	.800	18	16	34	2	7	0	0	6	9	58	11.6	14
Johnson	4	4	118	12	32	.375	3	17	.176	1	3	.333	0	10	10	5	10	0	2	6	3	28	7.0	10
Kaman	11	6	320	64	116	.552	0	1	.000	18	24	.750	17	91	108	15	22	0	3	24	11	146	13.3	22
Meeks	12	5	290	38	99	.384	29	64	.453	17	19	.895	2	31	33	14	23	0	2	4	2	122	10.2	26
Nash	15	15	481	85	180	.472	26	60	.433	39	41	.951	8	36	44	140	30	0	16	54	2	235	15.7	29
Williams	8	1	134	23	45	.511	7	16	.438	7	10	.700	7	12	19	4	13	0	5	3	4	60	7.5	16
Young	19	6	413	80	170	.471	19	48	.396	16	18	.889	6	26	32	14	51	1	9	24	4	195	10.3	23

CURRENT STREAK

Won 4

LAST HOME LOSS

1/27/09 (110-117 2OT)

MOST POINTS ALLOWED

133 @ Charlotte, 12/29/06 (3OT)
112 @ Charlotte, 2/3/06

CURRENT HOME STREAK

Won 4

LAST ROAD LOSS

2/14/11 (89-109)

FEWEST POINTS SCORED

83 @ Charlotte, 3/5/10

CURRENT ROAD STREAK

Won 1

LARGEST WINNING MARGIN

33 vs. Charlotte, 1/31/12 (106-73)

FEWEST POINTS ALLOWED

73 vs. Charlotte, 1/31/12

LAST HOME WIN

12/8/12 (101-100)

LARGEST LOSING MARGIN

20 @ Charlotte, 2/14/11 (89-109)

HIGH INDIV. GAME (LAKERS)

58, K. Bryant @ Charlotte, 12/29/06 (3OT)

LAST ROAD WIN

2/8/13 (100-93)

MOST POINTS SCORED

124 @ Charlotte, 12/29/06 (3OT)
117 @ Charlotte, 3/12/05

HIGH INDIV. GAME (BOBCATS)

34, J. Richardson vs. Charlotte, 3/26/08






LAKERS VS. BOBCATS GAME-BY-GAME RESULTS (9-8)

Date	H/A	Score	W/L
1/30/05	H	101-90	W
3/12/05	A	117-116	W
12/4/05	H	99-98	W
2/3/06	A	102-112	L
12/29/06	A	124-133***	L
1/26/07	H	97-106*	L
2/11/08	A	106-97	W
3/26/08	H	95-108	L
1/27/09	H	110-117**	L
3/31/09	A	84-94	L
2/3/10	H	99-97	W
3/5/10	A	83-98	L
2/14/11	A	89-109	L
3/4/11	H	92-84	W
1/31/12	H	106-73	W
12/18/12	H	101-100	W
2/8/13	A	100-93	W

* indicates number of overtimes



CHICAGO BULLS



Chicago Bulls

1901 West Madison Street, Chicago, IL 60612
phone: (312) 455-4000 / fax: (312) 455-4189 / www.bulls.com

BASKETBALL DIRECTORY / GENERAL INFORMATION

Chairman: Jerry Reinsdorf
President & COO: Michael Reinsdorf
Executive Vice President, Basketball Operations: John Paxson
Head Coach: Tom Thibodeau
Assistant Coaches: Andy Greer, Adrian Griffin, Ed Pinckney, Mike Wilhelm
Head Athletic Trainer: Fred Tedeschi
Senior Director of Public & Media Relations: Tim Hallam
Director of Public & Media Relations: Sebrina Beyer
Senior Manager of Public & Media Relations: Matt Yob
Manager of Public & Media Relations: Shaun Hickombottom
Home Court: United Center (20,917) - opened in 1994
Colors: Red, White and Black
Radio: WMVP (AM 1000) - Chuck Swirsky, Bill Wennington, Steve Kashul
WRTO (1200 AM) - Omar Ramos, Matt Moreno (Spanish)
Television: WGN (Ch. 9) / WCIU (Ch. 26) / Comcast SportsNet Chicago - Neil Funk, Stacey King

FRANCHISE TIMELINE

Chicago Bulls (founded 1966-67)

ALL-TIME WIN / LOSS

	Home	Away	Neutral	Overall
Lakers vs. Bulls	46-25	37-31	2-1	85-57

2012-13 RESULTS

1/21/13 @ Chicago 83-95 (L) Nash - 18 Hinrich - 22
3/10/13 vs. Chicago 90-81 (W) Bryant - 19 Robinson - 19

2013-14 MEETINGS

1/20/14 @ Chicago 7:00 pm (TNT)
2/9/14 vs. Chicago 12:30 pm (ABC)

LAKERS PLAYER CAREER STATISTICS VS. CHICAGO

	G	GS	MIN	FG	FGA	FG%	FG3	FG3A	FG3%	FT	FTA	FT%	OFF	DEF	TOT	AST	PF	DQ	STL	TO	BLK	PTS	P/G	HI
Blake	19	9	447	39	109	.358	21	56	.375	9	15	.600	13	43	56	61	21	0	13	30	1	108	5.7	16
Bryant	29	25	1059	256	577	.444	27	101	.267	165	228	.724	25	134	159	137	75	1	56	107	20	704	24.3	43
Farmar	14	1	295	44	104	.423	15	43	.349	18	22	.818	4	28	32	55	18	0	17	25	4	121	8.6	22
Gasol	21	20	753	147	277	.531	1	5	.200	101	144	.701	59	124	163	69	61	0	11	53	56	396	18.9	34
Henry	3	0	41	5	14	.357	0	1	.000	6	8	.750	1	5	6	3	2	0	1	3	0	16	5.3	12
Hill	5	0	68	6	14	.429	0	0	---	5	8	.625	8	8	16	1	11	0	0	6	1	17	3.4	9
Johnson	4	3	72	7	22	.318	3	7	.429	0	0	---	1	11	12	1	3	0	0	4	1	17	4.3	8
Kaman	14	13	437	72	166	.434	0	1	.000	24	38	.632	29	72	101	21	42	0	3	29	19	168	12.0	21
Meeks	12	5	219	25	68	.368	13	43	.302	10	12	.833	5	17	22	7	11	0	5	5	1	73	6.1	24
Nash	29	25	904	150	290	.517	24	67	.358	58	68	.853	5	69	74	240	53	0	23	80	0	382	13.2	25
Williams	11	2	193	22	59	.373	9	28	.321	10	15	.667	7	21	28	11	21	0	2	8	7	63	5.7	13
Young	17	8	407	62	172	.360	17	48	.354	20	22	.909	8	32	40	19	41	0	8	19	3	161	9.5	28

CURRENT STREAK

Won 1

LAST HOME LOSS

12/25/11 (87-88)

MOST POINTS ALLOWED

134 @ Chicago, 10/19/66

CURRENT HOME STREAK

Won 1

LAST ROAD LOSS

1/21/13 (83-95)

FEWEST POINTS SCORED

76 vs. Chicago, 11/17/74

CURRENT ROAD STREAK

Lost 1

LARGEST WINNING MARGIN

28 vs. Chicago, 11/18/07 (106-78)

FEWEST POINTS ALLOWED

72 vs. Chicago, 11/19/06

LAST HOME WIN

3/10/13 (90-81)

LARGEST LOSING MARGIN

23 @ Chicago, 2/18/75 (128-105)

HIGH INDIV. GAME (LAKERS)

43, K. Bryant @ Chicago, 11/20/05

LAST ROAD WIN

12/15/09 (96-87)

MOST POINTS SCORED

154 vs. Chicago, 11/23/66

HIGH INDIV. GAME (BULLS)

54, M. Jordan vs. Chicago, 11/20/92





LAKERS VS. BULLS GAME-BY-GAME RESULTS (85-57)

Date	H/A	Score	W/L	Date	H/A	Score	W/L
10/19/66	A	124-134	L	11/28/86	H	110-103	W
10/21/66	H	101-108	L	2/20/87	A	110-100	W
11/23/66	H	154-130	W	2/2/88	H	110-101	W
11/25/66	H	117-121	L	3/10/88	A	107-128	L
1/14/67	A	121-122	L	12/20/88	A	103-116	L
1/29/67	A	142-122	W	3/21/89	H	103-104	L
2/12/67	H	129-121	W	12/19/89	A	83-93	L
2/19/67	H	119-133	L	2/7/90	H	121-103	W
3/19/67	A	109-122	L	12/21/90	A	103-114	L
10/17/67	A	107-105	W	2/3/91	H	99-86	W
10/27/67	H	125-117	W	12/17/91	A	102-89	W
11/12/67	H	97-96	W	2/2/92	H	97-103	L
11/15/67	H	124-115	W	11/20/92	H	120-118*	W
12/14/67	H	101-106	L	1/5/93	A	91-88	W
12/28/67	A	104-101	W	11/19/93	H	86-88	L
2/15/68	N	132-105	W	3/2/94	A	97-89	W
2/29/68	N	117-107	W	1/31/95	H	115-119	L
11/1/68	H	101-114	L	3/11/95	A	108-105	W
11/5/68	A	112-109*	W	12/16/95	A	88-108	L
11/24/68	H	103-100	W	2/2/96	H	84-99	L
12/7/68	A	81-90	L	12/17/96	A	123-129*	L
12/28/68	A	86-93	L	2/5/97	H	106-90	W
1/28/69	H	125-118	W	12/17/97	A	83-104	L
3/18/69	A	93-92	W	2/1/98	H	102-87	W
10/26/69	H	129-125	W	11/19/99	H	103-95	W
11/30/69	H	114-116*	L	2/15/00	A	88-76	W
1/6/70	N	100-105	L	11/19/00	H	104-96	W
1/10/70	A	112-116*	L	4/5/01	A	100-88	W
2/14/70	A	113-116	L	1/12/02	A	104-106*	L
2/27/70	H	111-101	W	2/6/02	H	89-97	L
10/16/70	A	106-102	W	11/22/02	H	86-73	W
11/10/70	A	96-118	L	3/11/03	A	116-99	L
12/29/70	H	126-117	W	11/21/03	H	101-94	W
1/26/71	H	136-111	W	3/13/04	A	88-81	W
2/12/71	A	88-107	L	11/21/04	H	102-93	W
3/7/71	H	117-108	W	12/1/04	A	84-92	L
10/22/71	H	106-113	L	11/20/05	H	93-96	L
11/9/71	A	122-109	W	12/9/05	A	93-80	W
2/27/72	H	123-118*	W	11/19/06	H	82-72	W
3/21/72	A	109-104	W	12/19/06	A	89-94	L
10/22/72	H	104-99	W	11/18/07	H	106-78	W
12/12/72	A	106-105*	W	12/18/07	A	103-91	W
1/12/73	A	109-97	W	11/18/08	H	116-109	W
1/30/73	H	95-92	W	3/21/09	A	117-109	W
2/20/73	A	89-103	L	11/19/09	H	108-93	W
3/27/73	H	108-88	W	12/15/09	H	98-87	W
10/9/73	A	117-97	W	12/10/10	A	98-91	W
11/16/73	H	118-102	W	12/10/10	A	84-88	L
12/14/73	A	100-97	W	12/25/11	H	87-88	L
2/10/74	A	86-96	L	1/21/13	A	83-95	L
2/24/74	H	100-90	W	3/10/13	H	90-81	W
3/22/74	H	99-93	W				
11/17/74	H	76-96	L				
12/27/74	A	105-93	W				
2/18/75	A	105-128	L				
3/7/75	H	87-89	L				
11/16/75	H	110-93	W				
12/19/75	A	91-104	L				
1/13/76	A	104-102	W				
2/6/76	A	106-112	L				
3/7/76	H	88-91	L				
11/28/76	H	103-84	W				
12/7/76	A	81-89	L				
3/4/77	H	99-114	L				
3/22/77	A	86-102	L				
11/20/77	H	80-102	L				
1/10/78	A	106-110	L				
2/21/78	A	106-104	W				
3/10/78	H	115-109	W				
11/7/78	A	112-111	W				
11/19/78	H	104-95	W				
3/9/79	H	92-102	L				
4/3/79	A	97-95	W				
10/16/79	H	105-96	W				
10/30/79	A	111-105	W				
11/30/79	H	100-107	L				
12/18/79	A	129-118	W				
1/31/80	A	107-97	W				
3/7/80	H	101-99	W				
11/30/80	H	108-122	L				
2/24/81	A	107-97	W				
1/8/82	A	113-119	L				
3/12/82	H	105-111	L				
3/1/83	A	114-111	W				
3/12/83	H	123-116	W				
11/27/83	H	103-100	W				
2/28/84	A	124-108	W				
12/2/84	H	112-113	L				
2/19/85	A	127-117	W				
12/1/85	H	117-113	W				
1/20/86	A	133-118	W				

* indicates number of overtimes



CLEVELAND CAVALIERS



Cleveland Cavaliers

One Center Court, Cleveland, OH 44115
phone: (216) 420-2000 / fax: (216) 420-2298 / www.cavs.com

BASKETBALL DIRECTORY / GENERAL INFORMATION

Majority Owner, Chairman: Dan Gilbert
General Manager: Chris Grant
Head Coach: Mike Brown
Assistant Coaches: Bernie Bickerstaff, Jim Boylan, Igor Kokosko, Brent Brielmaier, Jamahl Mosely
Head Athletic Trainer: Stephen Spiro
Sr. Vice President, Communications & Broadcasting: Tad Carper
Director of Basketball Communications: B.J. Evans
Basketball Communications Manager: Jeff Schaefer
Sports Communications Coordinator: Cherome Owens
Home Court: Quicken Loans Arena (20,562) - opened in 1994
Colors: Wine, Gold and Navy
Radio: WTAM (1100 AM) - John Michael, Jim Chones, Mike Snyder
Television: FOX Sports Ohio - Fred McLeod, Austin Carr, Allie Clifton

FRANCHISE TIMELINE

Cleveland Cavaliers (founded 1970-71)

ALL-TIME WIN / LOSS

	Home	Away	Neutral	Overall
Lakers vs. Cavaliers	37-14	23-28	-	60-42

2012-13 RESULTS

12/11/12 @ Cleveland 94-100 (L) Bryant - 42 Irving - 28
1/13/13 vs. Cleveland 113-93 (W) Bryant - 23 Irving - 15

2013-14 MEETINGS

1/14/14 vs. Cleveland 7:30 pm
2/5/14 @ Cleveland 7:00 pm

LAKERS PLAYER CAREER STATISTICS VS. CLEVELAND

	G	GS	MIN	FG	FGA	FG%	FG3	FG3A	FG3%	FT	FTA	FT%	OFF	DEF	TOT	AST	PF	DQ	STL	TO	BLK	PTS	P/G	HI
Blake	16	8	397	40	100	.400	16	44	.364	4	6	.667	7	35	42	54	23	0	7	19	0	100	6.3	17
Bryant	31	28	1071	251	575	.437	32	103	.311	197	235	.838	34	141	175	147	89	1	37	102	15	731	23.6	47
Farmar	12	1	245	24	69	.348	10	32	.313	8	9	.889	3	16	19	39	18	0	13	23	3	66	5.5	12
Gasol	17	17	642	143	250	.572	0	1	.000	78	123	.634	55	110	165	49	41	0	13	40	21	364	21.4	37
Henry	5	1	42	5	15	.333	1	1	1.000	0	0	---	1	4	5	2	3	0	0	1	2	11	2.2	9
Hill	5	1	73	9	26	.346	0	1	.000	3	4	.750	6	10	16	2	12	0	1	6	1	21	4.2	8
Johnson	4	3	73	10	19	.526	4	9	.444	1	1	1.000	1	14	15	6	3	0	0	7	2	25	6.3	20
Kaman	14	11	392	62	143	.434	0	0	---	25	34	.735	27	80	107	15	45	1	5	28	26	149	10.6	21
Meeks	10	5	193	33	65	.508	19	38	.500	9	9	1.000	2	16	18	5	6	0	5	10	0	94	9.4	31
Nash	30	26	949	180	335	.537	47	97	.485	72	82	.878	14	66	80	269	40	0	23	59	4	479	16.0	31
Sacre	1	0	18	1	4	.250	0	0	---	2	2	1.000	0	3	3	1	1	0	0	1	0	4	4.0	4
Williams	11	0	160	19	48	.396	7	21	.333	6	8	.750	11	15	26	7	26	1	4	8	8	51	4.6	12
Young	14	2	284	58	128	.453	11	30	.367	21	24	.875	5	23	28	14	18	0	9	9	2	148	10.6	31

CURRENT STREAK

Won 1

LAST HOME LOSS

12/25/09 (87-102)

MOST POINTS ALLOWED

154 @ Cleveland, 1/29/80 (4 OT)
124 @ Cleveland, 3/22/72

CURRENT HOME STREAK

Won 3

LAST ROAD LOSS

12/11/12 (94-100)

FEWEST POINTS SCORED

70 @ Cleveland, 11/5/02

CURRENT ROAD STREAK

Lost 3

LARGEST WINNING MARGIN

55 vs. Cleveland, 1/11/11 (112-57)

FEWEST POINTS ALLOWED

57 vs. Cleveland, 1/11/11

LAST HOME WIN

1/13/13 (113-93)

LARGEST LOSING MARGIN

38 @ Cleveland, 11/30/94 (79-117)

HIGH INDIV. GAME (LAKERS)

47, K. Bryant @ Cleveland, 1/30/01

LAST ROAD WIN

2/8/09 (101-91)

MOST POINTS SCORED

152 @ Cleveland, 1/29/80 (4OT)
133 vs. Cleveland, 3/9/85

HIGH INDIV. GAME (CAVALIERS)

41, L. James vs. Cleveland, 1/27/08





LAKERS VS. CAVALIERS GAME-BY-GAME RESULTS (60-42)

Date	H/A	Score	W/L	Date	H/A	Score	W/L
10/25/70	H	123-96	W	1/12/06	H	99-98	W
1/7/71	A	110-105	W	3/19/06	A	95-96	L
2/9/71	A	116-111	W	2/11/07	A	90-99	L
2/28/71	H	107-90	W	2/15/07	H	108-114	L
11/16/71	H	108-90	W	12/20/07	A	90-94	L
1/5/72	A	113-103	W	1/27/08	H	95-98	L
3/10/72	H	132-98	W	1/19/09	H	105-88	W
3/22/72	A	120-124	L	2/8/09	A	101-91	W
10/15/72	A	95-83	W	12/25/09	H	87-102	L
11/10/72	H	118-88	W	1/21/10	A	87-93	L
1/6/73	A	93-108	L	1/11/11	H	112-57	W
3/4/73	H	127-84	W	2/16/11	A	99-104	L
11/6/73	A	96-115	L	1/13/12	H	97-92	W
11/18/73	H	102-100	W	12/11/12	A	94-100	L
12/11/73	A	100-101*	L	1/13/13	H	113-93	W
1/22/74	H	110-111*	L				
12/17/74	H	106-119	L				
12/28/74	A	99-89	W				
2/28/75	H	109-105	W				
3/13/75	A	85-104	L				
12/16/75	H	103-123	L				
12/21/75	A	98-99	L				
2/29/76	H	108-97	W				
3/16/76	A	109-105	W				
10/24/76	A	95-100	L				
11/14/76	H	95-97	L				
1/11/77	A	101-99*	W				
3/8/77	H	104-89	W				
11/15/77	H	95-102*	L				
11/29/77	A	101-118	L				
1/31/78	A	116-107	W				
3/5/78	H	128-117	W				
10/17/78	A	111-113	L				
11/5/78	H	117-107	W				
2/9/79	H	106-103	W				
2/13/79	A	111-117	L				
11/11/79	H	140-126	W				
1/29/80	A	153-154****	L				
10/31/80	H	107-98	W				
1/13/81	A	108-104	W				
1/12/82	A	114-100	W				
2/28/82	H	102-101	W				
11/14/82	H	111-98	W				
1/6/83	A	125-107	W				
11/17/83	H	127-114	W				
1/4/84	A	106-99	W				
12/4/84	A	116-112	W				
3/9/85	H	133-106	W				
11/5/85	H	111-129	L				
12/20/85	A	128-116	W				
12/16/86	A	121-116	W				
3/7/87	H	122-118	W				
12/5/87	A	95-97	L				
12/13/87	H	90-89	W				
12/13/88	A	111-102	W				
1/13/89	H	116-95	W				
3/2/90	H	124-93	W				
3/15/90	A	96-112	L				
12/19/90	A	74-84	L				
11/1/91	H	105-93	W				
2/28/92	H	90-101	L				
3/13/92	A	107-109*	L				
1/2/93	A	91-106	L				
2/26/93	H	102-114	L				
11/14/93	H	107-100	W				
12/19/93	A	92-122	L				
11/18/94	H	82-80	W				
11/30/94	A	79-117	L				
1/20/96	H	82-93	L				
4/3/96	A	89-105	L				
2/19/97	H	84-103	L				
3/20/97	A	89-76	W				
12/7/97	H	84-94	L				
4/3/98	A	105-93	W				
3/18/99	A	100-93	L				
1/19/00	H	95-86	W				
2/23/00	A	116-98	W				
1/12/01	H	101-98	W				
1/30/01	A	102-96	W				
2/21/02	A	104-97	W				
3/26/02	H	121-116	W				
11/5/02	A	70-89	L				
1/10/03	H	115-89	W				
1/12/04	H	89-79	W				
2/4/04	A	111-106*	W				
1/13/05	H	98-94	W				
2/13/05	A	89-103	L				

* indicates number of overtimes





DALLAS MAVERICKS



Dallas Mavericks

Amerian Airlines Center, 2500 Victory Ave., Dallas, TX 75219
phone: (214) 665-4660 / fax: (214) 665-4661 / www.mavs.com

BASKETBALL DIRECTORY / GENERAL INFORMATION

Owner: Mark Cuban
President of Basketball Operations / General Manager: Donn Nelson
General Manager: Gersson Rosas
Head Coach: Rick Carlisle
Assistant Coaches: Kaleb Canales, Monte Mathis, Tony Brown, Darrell Armstrong
Head Athletic Trainer: Casey Smith
Director of Basketball Communications: Sarah Melton
Basketball Communications Manager: Scott Tomlin
Basketball Communications Coordinator: Alan Rakowski
Home Court: American Airlines Center (19,200) - opened in 2001
Colors: Blue, Black and Silver
Radio: ESPN Radio (103.3 FM) - Chuck Cooperstein, Brad Davis
Univision America (1270 AM) - Victor Villalba (Spanish)
Television: FS Southwest - Mark Followill, Derek Harper, Jeff Wade

FRANCHISE TIMELINE

Dallas Mavericks (founded 1980-81)

ALL-TIME WIN / LOSS

	Home	Away	Neutral	Overall
Lakers vs. Mavericks	56-12	48-20	-	104-32

2012-13 RESULTS

10/30/12 vs. Dallas 91-99 (L) Gasol - 23 Collison - 17
 11/24/12 @ Dallas 115-89 (W) Bryant - 19 Carter - 16
 2/24/13 @ Dallas 103-99 (W) Bryant - 38 Nowitzki - 30
 4/2/13 vs. Dallas 101-81 (W) Howard - 24 Kaman - 14

2013-14 MEETINGS

11/5/13 @ Dallas 7:30 pm
 1/7/14 @ Dallas 7:30 pm
 4/4/14 vs. Dallas 7:30 pm

LAKERS PLAYER CAREER STATISTICS VS. DALLAS

	G	GS	MIN	FG	FGA	FG%	FG3	FG3A	FG3%	FT	FTA	FT%	OFF	DEF	TOT	AST	PF	DQ	STL	TO	BLK	PTS	P/G	HI
Blake	27	14	765	79	192	41.1	29	69	.420	11	19	.579	5	47	52	110	49	0	20	39	2	198	7.3	20
Bryant	57	51	2126	483	1064	45.4	59	191	.309	365	440	.830	77	275	352	258	154	1	83	187	28	1390	24.4	62
Farmer	17	0	377	56	127	44.1	21	49	.429	12	18	.667	4	41	45	43	26	0	21	32	3	145	8.5	24
Gasol	41	40	1370	290	561	51.7	4	7	.571	168	228	.737	104	217	321	119	88	0	13	96	42	752	18.3	36
Henry	5	0	96	13	40	32.5	1	3	.333	19	25	.760	5	8	13	3	10	0	3	5	0	46	9.2	19
Hill	7	0	101	17	40	42.5	0	0	---	5	11	.455	19	12	31	1	10	0	4	4	4	39	5.6	10
Johnson	8	6	140	19	53	35.8	9	27	.333	3	4	.750	1	17	18	9	11	0	3	5	2	50	6.3	17
Kaman	26	24	702	124	233	53.2	0	0	---	41	55	.745	47	134	181	33	63	0	11	51	26	289	11.1	27
Meeks	9	3	179	16	49	32.7	12	34	.353	11	11	1.000	5	18	23	9	11	0	4	10	0	55	6.1	16
Nash	35	30	1111	194	418	46.4	48	123	.390	77	83	.928	14	95	109	318	52	0	25	113	2	513	14.7	32
Sacre	2	0	3	0	2	.000	0	0	---	0	0	---	0	3	3	0	3	0	0	0	0	0	0.0	0
Williams	4	0	69	7	18	38.9	4	8	.500	8	11	.727	0	11	11	3	13	1	2	2	3	26	6.5	14
Young	11	3	224	35	92	38.0	6	26	.231	16	23	.696	3	16	19	9	10	0	5	15	2	92	8.4	18

CURRENT STREAK

Won 3

LAST HOME LOSS

10/30/12 (91-99)

MOST POINTS ALLOWED

133 vs. Dallas, 12/2/83

CURRENT HOME STREAK

Won 1

LAST ROAD LOSS

1/19/11 (100-109)

FEWEST POINTS SCORED

72 @ Dallas, 11/19/02
72 vs. Dallas, 3/11/07

CURRENT ROAD STREAK

Won 5

LARGEST WINNING MARGIN

35 vs. Dallas, 1/3/10 (131-96)

FEWEST POINTS ALLOWED

70 vs. Dallas, 1/16/12

LAST HOME WIN

4/2/13 (101-81)

LARGEST LOSING MARGIN

36 vs. Dallas, 1/18/07 (72-108)

HIGH INDIV. GAME (LAKERS)

62, K. Bryant vs. Dallas, 12/20/05

LAST ROAD WIN

2/24/13 (103-99)

MOST POINTS SCORED

138 vs. Dallas, 3/14/82

HIGH INDIV. GAME (MAVERICKS)

42, M. Aguirre vs. Dallas, 12/2/83





LAKERS VS. MAVERICKS GAME-BY-GAME RESULTS (104-32)

Date	H/A	Score	W/L	Date	H/A	Score	W/L
11/7/80	A	126-102	W	12/5/01	H	98-94	W
11/16/80	H	110-102	W	2/3/02	A	101-94	W
12/9/80	A	103-92	W	3/17/02	H	105-103	W
2/15/81	H	107-99	W	3/19/02	A	98-114	L
3/17/81	A	114-109	W	11/19/02	A	98-72	L
11/8/81	H	121-111	W	12/6/02	H	105-103	W
11/24/81	A	125-110	W	4/3/03	A	100-89	W
3/14/82	H	138-116	W	4/8/03	H	108-99	W
3/19/82	A	112-106	W	10/28/03	H	109-93	W
3/23/82	H	116-118	L	12/4/03	A	114-103	W
11/17/82	A	117-118	L	12/12/03	H	93-110	L
12/19/82	H	100-108	W	1/22/04	A	87-106	L
2/2/83	A	120-122	L	1/5/05	A	104-118	L
2/17/83	A	127-110	W	3/4/05	H	108-103	W
3/20/83	H	117-110	W	3/10/05	A	100-95	W
11/5/83	A	102-107	L	4/17/05	H	112-114	L
11/9/83	H	120-106	W	12/12/05	A	109-106	W
12/2/83	H	118-133	L	12/20/05	H	112-90	W
3/9/84	A	121-120**	W	2/7/06	A	87-102	L
4/13/84	H	103-104	L	12/13/06	A	101-110	L
10/28/84	A	96-107	L	1/7/07	H	101-98	W
1/11/85	A	121-102	W	1/18/07	A	95-114	L
1/18/85	H	110-92	W	3/11/07	H	72-108	L
3/2/85	A	125-106	W	1/25/08	A	105-112	L
3/29/85	H	120-115	W	3/2/08	H	108-104*	W
10/29/85	A	133-115	W	3/18/08	A	102-100	W
12/8/85	H	125-119	W	4/4/08	H	112-108	W
2/4/86	H	110-102	W	11/11/08	A	106-99	W
2/26/86	A	119-116	W	11/28/08	H	114-107	W
4/13/86	H	104-127	L	3/15/09	H	107-100	W
11/18/86	A	114-110	W	10/30/09	H	80-94	L
12/5/86	H	112-104	W	1/3/10	H	131-96	W
12/20/86	A	119-130	L	1/13/10	A	100-95	W
1/24/87	A	117-132	L	2/24/10	A	96-101	L
2/2/87	H	99-103	L	1/19/11	A	100-109	L
11/20/87	H	119-116	W	3/12/11	A	96-91	W
1/6/88	H	103-89	W	3/31/11	H	110-82	W
3/6/88	A	108-97	W	1/16/12	H	73-70	W
3/12/88	H	101-110	L	2/22/12	A	96-91	W
4/20/88	A	114-107	W	3/21/12	A	109-93	W
11/4/88	A	116-113	W	4/15/12	H	112-108*	W
1/20/89	H	115-99	W	10/30/12	H	91-99	L
1/29/89	A	118-93	W	11/24/12	A	115-89	W
3/17/89	H	106-103	W	2/24/13	A	103-99	W
11/3/89	A	102-94	W	4/2/13	H	101-81	W
11/12/89	H	107-98	W				
3/7/90	A	103-91	W				
4/9/90	H	113-106	W				
11/16/90	A	86-99	L				
12/12/90	H	97-112*	L				
2/2/91	A	106-92	W				
4/15/91	H	112-106	W				
11/2/91	A	114-113*	W				
12/8/91	H	103-88	W				
1/7/92	A	104-80	W				
3/26/92	H	115-92	W				
11/29/92	H	114-85	W				
12/16/92	A	95-102	L				
2/8/93	H	108-100*	W				
4/14/93	A	112-89	W				
12/1/93	H	124-91	W				
2/4/94	A	95-87	W				
3/10/94	H	106-101	W				
3/23/94	A	112-109	W				
11/23/94	H	118-106	W				
12/13/94	A	115-108	W				
4/5/95	A	111-130	L				
4/16/95	H	125-111	W				
11/15/95	H	114-97	W				
2/16/96	H	119-114	W				
2/23/96	A	114-88	W				
4/16/96	A	113-95	W				
1/20/97	H	109-99	W				
1/28/97	A	102-83	W				
3/4/97	A	102-92	W				
4/6/97	H	87-80	W				
11/11/97	A	118-96	W				
12/14/97	H	111-89	W				
4/14/98	A	111-95	W				
4/17/98	H	124-95	W				
2/17/99	H	101-88	W				
3/22/99	A	96-93	W				
5/3/99	H	115-102	W				
11/7/99	H	105-97	W				
11/9/99	A	123-101	W				
12/27/99	H	108-106	W				
4/18/00	A	112-102	L				
12/3/00	H	99-97	W				
12/22/00	A	108-103	W				
2/20/01	A	119-109	W				
3/30/01	H	98-89	W				

* indicates number of overtimes



DENVER NUGGETS



Denver Nuggets

1000 Chopper Circle, Denver, CO 80204

phone: (303) 405-1100 / fax: (303) 893-3203 / www.nuggets.com

BASKETBALL DIRECTORY / GENERAL INFORMATION

Owner: E. Stanley Kroenke

President & Governor: Josh Kroenke

General Manager & Executive VP, Basketball Operations: Tim Connelly

Head Coach: Brian Shaw

Assistant Coaches: Lester Conner, Melvin Hunt, Patrick Mutombo

Head Athletic Trainer / Traveling Secretary: Jim Gillen

Director, Media Relations: Tim Gell

Media Relations Manager: Nick O'Hayre

Home Court: Pepsi Center (19,155) - opened in 1999

Colors: Light Blue, Dark Blue and Yellow

Radio: KRWZ (950 AM), KCKK (1510 AM/93.7 FM) - Jason Kosmicki

Television: Altitude Sports & Entertainment - Chris Marlowe, Scott Hastings

FRANCHISE TIMELINE

Denver Nuggets (founded 1967-68)

ALL-TIME WIN / LOSS

	Home	Away	Neutral	Overall
Lakers vs. Nuggets	56-20	43-35	-	99-55

2012-13 RESULTS

11/30/12	vs. Denver	122-103 (W)	Jamison - 33	Gallinari - 19
12/26/12	@ Denver	114-126 (L)	Bryant - 40	Brewer - 27
1/6/13	vs. Denver	105-112 (L)	Bryant - 29	Lawson - 21
2/25/13	@ Denver	108-119 (L)	Bryant - 29	Chandler - 23

2013-14 MEETINGS

11/13/13	@ Denver	7:00 pm
1/5/14	vs. Denver	6:30 pm
3/7/14	@ Denver	7:00 pm

LAKERS PLAYER CAREER STATISTICS VS. DENVER

	G	GS	MIN	FG	FGA	FG%	FG3	FG3A	FG3%	FT	FTA	FT%	OFF	DEF	TOT	AST	PF	DQ	STL	TO	BLK	PTS	P/G	HI
Blake	26	13	679	72	185	.389	41	111	.369	7	9	.778	17	48	65	101	43	0	20	52	6	192	7.4	17
Bryant	60	51	2130	527	1151	.458	73	229	.319	387	451	.858	74	247	321	328	141	0	84	169	30	1514	25.2	51
Farmer	17	0	287	47	109	.431	22	52	.423	11	15	.733	5	34	39	36	21	0	13	13	2	127	7.5	26
Gasol	38	38	1345	247	497	.497	2	10	.200	150	201	.746	122	250	372	130	80	0	9	101	65	646	17.0	27
Henry	7	1	124	24	51	.471	1	3	.333	5	7	.714	4	11	15	5	16	0	2	3	1	54	7.7	17
Hill	8	1	91	15	30	.500	0	0	---	12	15	.800	9	21	30	4	22	0	3	4	4	42	5.3	13
Johnson	10	9	238	40	92	.435	13	46	.283	4	4	1.000	4	19	23	23	20	0	7	6	10	97	9.7	18
Kaman	31	27	829	134	276	.486	0	1	.000	53	67	.791	53	188	241	50	88	1	11	61	43	321	10.4	20
Meeks	8	3	202	25	66	.379	18	42	.429	15	16	.938	3	12	15	14	12	0	7	3	2	83	10.4	21
Nash	59	51	1841	301	602	.500	94	207	.454	153	163	.939	41	136	177	471	90	1	48	168	14	849	14.4	36
Williams	5	1	80	13	27	.481	5	14	.357	7	10	.700	5	12	17	6	11	0	2	6	3	38	7.6	21
Young	11	2	299	62	135	.459	16	42	.381	27	32	.844	4	17	21	13	23	0	12	14	1	167	15.2	26

CURRENT STREAK

Lost 3

LAST HOME LOSS

1/6/13 (105-112)

MOST POINTS ALLOWED

148 vs. Denver, 3/28/81

CURRENT HOME STREAK

Lost 1

LAST ROAD LOSS

2/25/13 (108-119)

FEWEST POINTS SCORED

74 vs. Denver, 2/3/95

CURRENT ROAD STREAK

Lost 2

LARGEST WINNING MARGIN

39 vs. Denver, 2/19/98 (131-92)

FEWEST POINTS ALLOWED

68 @ Denver, 11/21/01

LAST HOME WIN

11/30/12 (122-103)

LARGEST LOSING MARGIN

29 vs. Denver, 11/12/93 (84-113)

HIGH INDIV. GAME (LAKERS)

51, K. Bryant @ Denver, 2/12/03

LAST ROAD WIN

2/3/12 (93-89)

MOST POINTS SCORED

153 vs. Denver, 4/8/92

HIGH INDIV. GAME (NUGGETS)

51, A. Iverson @ Denver, 12/5/07





LAKERS VS. NUGGETS GAME-BY-GAME RESULTS (99-55)

Date	H/A	Score	W/L	Date	H/A	Score	W/L
11/24/76	A	112-122	L	12/1/96	H	104-96	W
12/12/76	H	112-83	W	2/13/97	A	132-117	W
2/11/77	H	117-109	W	3/17/97	A	113-94	W
3/15/77	A	95-107	L	4/2/97	H	110-85	W
10/21/77	A	101-106	L	12/3/97	A	107-89	W
12/4/77	H	109-111	L	1/14/98	H	132-114	W
1/14/78	A	112-123	L	2/19/98	H	131-92	W
2/24/78	H	109-99	W	3/23/98	A	107-86	W
10/31/78	H	134-107	W	2/10/99	A	103-98	W
1/26/79	A	107-119	L	2/22/99	A	117-113*	L
3/4/79	H	99-113	L	4/5/99	H	117-104	W
3/25/79	A	113-123	L	11/18/99	A	82-93	L
11/9/79	H	126-122*	W	1/10/00	H	130-95	W
11/16/79	A	135-128*	W	2/7/00	H	106-98	W
12/9/79	H	131-118	W	3/13/00	A	118-108	W
12/22/79	A	128-130	L	11/14/00	H	119-103	W
2/20/80	A	116-103	W	11/18/00	A	87-86	L
3/14/80	H	132-126	W	2/29/01	A	107-101	L
11/2/80	H	121-123	L	4/17/01	H	108-91	W
11/29/80	A	124-123**	W	11/21/01	A	89-88	W
1/23/81	H	110-105	W	11/25/01	H	105-98	W
3/4/81	A	114-123	L	1/2/02	A	87-86	W
3/29/81	H	146-148*	L	1/22/02	H	91-107	L
12/4/81	A	126-117	W	12/28/02	A	112-93	W
1/19/82	A	139-140	L	2/11/03	H	121-93	W
2/21/82	A	132-131	W	2/12/03	A	113-102	W
2/23/82	H	145-129	W	4/15/03	H	126-104	W
4/9/82	H	153-128	W	12/19/03	H	101-99	W
11/3/82	A	135-134*	W	1/7/04	A	91-113	L
11/4/82	H	131-108	W	1/14/04	H	97-71	W
11/21/82	H	143-129	W	2/25/04	A	112-111	W
2/27/83	H	120-135	L	11/2/04	H	89-78	W
3/31/83	A	122-116	W	1/2/05	H	99-91	W
11/8/83	A	133-124	W	1/12/05	A	83-95	L
12/27/83	H	118-116	W	3/24/05	A	96-117	L
1/13/84	A	141-134	W	11/2/05	A	99-97*	W
2/1/84	A	116-108	W	11/6/05	H	112-92	W
2/17/84	H	138-141	L	4/6/06	A	108-110*	L
11/6/84	H	130-146	L	1/5/07	H	123-104	W
12/28/84	A	135-123	W	3/15/07	A	86-113	L
1/8/85	H	124-126	L	4/3/07	H	105-111	L
4/2/85	A	118-104	W	4/9/07	A	111-115	L
4/9/85	H	148-119	W	11/29/07	H	127-99	W
11/8/85	H	128-99	W	12/5/07	A	111-107	W
11/21/85	A	120-121	L	1/21/08	H	116-99	W
12/13/85	A	120-124	L	11/1/08	A	104-97	W
1/25/86	H	115-127	L	11/21/08	H	104-90	W
3/25/86	A	121-115	W	2/27/09	A	79-90	L
11/7/86	H	138-116	W	4/9/09	H	116-102	W
1/7/87	H	147-109	W	11/13/09	A	79-105	L
2/18/87	A	128-122	W	2/5/10	H	113-126	L
3/10/87	H	143-107	W	2/28/10	H	95-89	W
4/5/87	A	126-118	W	4/8/10	A	96-98	L
11/27/87	H	127-119	W	11/11/10	A	112-118	L
1/21/88	L	113-115	L	1/21/11	A	107-97	W
2/11/88	A	120-108	W	4/3/11	H	90-95	L
3/25/88	H	119-120	L	12/31/11	H	92-89	W
4/13/88	A	106-120	L	1/11/12	A	90-99	L
11/9/88	H	128-110	W	2/3/12	A	93-89	W
11/15/88	A	146-146**	W	4/13/12	H	103-97	W
4/1/89	A	108-114*	L	11/30/12	H	122-103	W
4/18/89	H	142-118	W	12/26/12	A	114-126	L
11/17/89	H	119-105	W	1/6/13	H	105-112	L
1/3/90	H	114-98	W	2/25/13	A	108-119	L
2/21/90	A	113-111	W				
4/8/90	A	116-109	W				
11/19/90	A	122-105	W				
11/21/90	H	141-121	W				
2/28/91	A	121-108	W				
3/15/91	H	127-117	W				
1/10/92	H	102-88	W				
1/30/92	A	106-96	W				
4/13/92	H	100-93	W				
4/15/92	A	107-110	L				
11/22/92	H	119-107	W				
12/19/92	A	92-86	W				
2/10/93	H	111-102	W				
3/2/93	A	115-127	L				
11/12/93	H	84-113	L				
1/4/94	A	119-118	W				
4/8/94	H	99-112	L				
4/19/94	A	98-105	L				
11/11/94	H	117-124*	L				
2/3/95	H	74-88	L				
2/7/95	A	85-83	W				
4/4/95	A	104-101	W				
11/3/95	H	98-96	W				
1/7/96	H	93-96	L				
2/6/96	A	99-78	W				
4/9/96	A	91-98	L				

* indicates number of overtimes



DETROIT PISTONS



Detroit Pistons

The Palace of Auburn Hills, 6 Championship Dr., Auburn Hills, MI 48326
phone: (248) 377-0100 / fax: (248) 377-3260 / www.pistons.com

BASKETBALL DIRECTORY / GENERAL INFORMATION

Principal Owner: Tom Gores
President, Basketball Operations: Joe Dumars
Head Coach: Maurice Cheeks
Assistant Coaches: TBD
Athletic Trainer: Mike Abdenour
Vice President, Public Relations: Kevin Grigg
Director, Public Relations: Cletus Lewis
Public Relations Coordinator: Michelle Fikany
Home Court: The Palace of Auburn Hills (22,076) - opened in 1988
Colors: Red, White and Blue
Radio: WXYT (97.1 FM The Ticket) - George Blaha, Mark Champion, Rick Mahorn
Television: FS Detroit - George Blaha, Greg Kelsner

FRANCHISE TIMELINE / LAKERS RECORD

Fort Wayne Pistons (founded 1948-49) W/L: 44-41
Detroit Pistons (founded 1957-58) W/L: 155-87

ALL-TIME WIN / LOSS

	Home	Away	Neutral	Overall
Minneapolis Era	31-14	21-31	12-13	64-58
Los Angeles Era	69-24	57-36	9-10	135-70
All-Time Totals	101-38	78-67	20-23	199-128
<i>Lakers vs. Detroit</i>	<i>76-31</i>	<i>67-40</i>	<i>12-16</i>	<i>155-87</i>

2012-13 RESULTS

11/14/12 vs. Detroit 108-79 (W) Howard - 28 Jeretko - 18
2/3/13 @ Detroit 98-97 (W) Gasol - 23 Monroe - 20

2013-14 MEETINGS

11/17/13 vs. Detroit 6:30 pm
11/29/13 @ Detroit 7:30 pm

LAKERS PLAYER CAREER STATISTICS VS. DETROIT

	G	GS	MIN	FG	FGA	FG%	FG3	FG3A	FG3%	FT	FTA	FT%	OFF	DEF	TOT	AST	PF	DQ	STL	TO	BLK	PTS	P/G	HI
Blake	23	10	544	41	128	.320	20	62	.323	18	22	.818	4	31	35	97	37	0	17	30	0	120	5.2	17
Bryant	30	26	1063	254	557	.456	34	105	.324	156	180	.867	31	110	141	147	84	0	53	81	13	698	23.3	40
Farmar	14	3	325	52	114	.456	23	55	.418	15	17	.882	7	19	26	45	20	0	11	20	0	142	10.1	22
Gasol	21	20	780	143	298	.480	2	4	.500	91	109	.835	49	139	188	59	42	0	12	57	33	379	18.0	32
Henry	2	1	19	1	1	1.000	0	0	---	0	2	.000	0	2	2	0	4	0	1	1	0	2	1.0	2
Hill	7	0	95	16	26	.615	0	0	---	7	8	.875	10	15	25	2	10	0	1	0	3	39	5.6	12
Johnson	6	4	123	18	41	.439	6	14	.429	6	9	.667	3	13	16	8	10	0	1	5	4	48	8.0	11
Kaman	13	13	399	77	138	.558	0	0	---	30	42	.714	30	83	113	20	40	1	3	35	10	184	14.2	26
Meeks	11	7	246	37	81	.457	16	42	.381	16	19	.842	2	23	25	12	14	0	11	8	1	106	9.6	21
Nash	30	26	905	148	288	.514	40	99	.404	82	89	.921	12	57	69	232	48	0	18	87	4	418	13.9	35
Sacre	1	0	7	1	1	1.000	0	0	---	0	0	0	0	0	0	0	3	0	0	2	1	2	2.0	2
Williams	11	2	187	24	68	.353	8	31	.258	10	14	.714	7	20	27	8	14	0	5	9	7	66	6.0	17
Young	15	4	349	46	116	.397	12	33	.364	46	54	.852	2	20	22	18	39	0	10	17	3	150	10.0	23

CURRENT STREAK

Won 2

LAST HOME LOSS

11/14/08 (95-106)

MOST POINTS ALLOWED

135 @ Detroit, 1/25/79
135 vs. Detroit, 2/22/72

CURRENT HOME STREAK

Won 3

LAST ROAD LOSS

3/6/12 (85-88 OT)

FEWEST POINTS SCORED*

76 vs. Ft. Wayne, 12/30/54
78 @ Detroit, 2/8/07

CURRENT ROAD STREAK

Won 1

LARGEST WINNING MARGIN

56 vs. Detroit, 11/12/66 (144-88)

FEWEST POINTS ALLOWED*

76 @ Detroit, 11/29/96

LAST HOME WIN

11/4/12 (108-79)

LARGEST LOSING MARGIN

35 @ Detroit, 1/25/79 (135-100)

HIGH INDIV. GAME (LAKERS)

57, E. Baylor @ Detroit, 2/16/61

LAST ROAD WIN

2/3/13 (98-97)

MOST POINTS SCORED

148 vs. Detroit, 3/24/85

HIGH INDIV. GAME (PISTONS)

46, J. Stackhouse @ Detroit, 3/15/01





LAKERS VS. PISTONS GAME-BY-GAME RESULTS (199-128)

Date	H/A	Score	W/L	Date	H/A	Score	W/L	Date	H/A	Score	W/L	Date	H/A	Score	W/L	
12/1/48	A	74-94	L	10/30/57	H	96-115	L	11/15/64	A	111-105	W	12/14/79	H	138-122	W	
1/11/49	H	82-72	W	11/13/57	A	112-104	W	11/25/64	A	130-117	W	1/11/80	A	123-100	W	
1/20/49	H	83-65	W	11/26/57	N	91-109	L	11/27/64	H	117-111	W	1/11/81	H	117-108	W	
2/2/49	A	82-79	W	12/25/57	A	106-104	W	12/13/64	H	116-115	W	2/6/81	A	111-102	W	
2/24/49	H	77-73	W	1/10/58	N	124-114	W	12/15/64	H	116-131	L	1/9/82	A	130-127	W	
2/27/49	A	50-74	L	1/11/58	A	102-129	L	12/16/64	A	126-20*	W	1/22/82	H	123-111	W	
12/8/49	A	66-87	L	1/19/58	N	118-111	W	1/11/65	N	127-128	W	1/2/83	H	127-112	W	
12/25/49	H	72-58	W	1/23/58	N	128-125*	W	1/14/65	A	104-104	W	3/5/83	A	122-108	W	
1/4/50	H	91-75	W	2/15/58	A	111-110	W	3/16/65	A	100-99	L	3/4/84	A	118-114	W	
2/2/50	A	79-78	W	2/19/58	H	115-117*	L	11/10/65	H	133-125	W	3/23/84	H	118-121	L	
2/28/50	H	71-65	W	2/27/58	N	109-112	L	11/28/65	A	128-110	W	1/13/85	A	98-121	L	
3/19/50	A	67-69	L	3/6/58	H	116-132	L	12/23/65	H	122-112	W	3/24/85	H	148-130	W	
11/22/50	H	18-19	L	10/26/58	H	108-100	W	12/28/65	H	115-106	W	12/15/85	H	132-119	W	
11/23/50	A	63-73	L	11/13/58	N	110-119	L	12/30/65	N	114-117	L	1/19/86	A	115-118	L	
1/1/51	A	70-83	L	11/25/58	A	98-90	W	1/9/66	A	111-98	W	12/13/86	A	114-119	L	
1/3/51	H	86-64	W	12/18/58	H	113-104	W	1/26/66	A	126-110	W	3/26/87	H	128-111	W	
1/20/51	N	89-70	W	12/25/58	N	97-98*	L	3/11/66	H	114-116	L	1/8/88	A	106-104	W	
2/7/51	A	86-96	L	1/30/59	N	88-86	W	3/15/66	H	135-108	W	2/21/88	H	117-110	W	
2/24/51	H	95-78	W	2/8/59	A	115-103	W	10/30/66	N	121-124	L	11/26/88	A	99-102	L	
2/28/51	A	73-77	L	2/17/59	A	97-90	L	11/10/66	H	132-133*	W	2/14/89	H	103-111	L	
11/17/51	H	68-64	W	12/18/59	H	105-95	W	11/12/66	H	124-88	W	12/1/89	H	97-108	L	
12/1/51	H	89-69	W	3/6/59	A	99-98	W	11/18/66	H	118-121	L	1/21/90	A	107-97	W	
12/2/51	A	61-63	L	3/11/59	H	118-123	L	1/15/67	A	127-116	W	12/4/90	H	114-90	W	
12/23/51	N	79-81	L	10/18/59	H	105-106	L	2/24/67	A	101-102	L	2/24/91	A	102-96*	W	
1/4/52	H	79-64	W	11/6/59	H	113-118**	L	2/28/67	N	119-117	W	12/20/91	A	93-112	L	
1/31/52	A	85-78	W	11/7/59	A	113-111*	L	3/10/67	H	119-103	W	3/8/92	H	93-98	L	
2/9/52	H	67-70	L	11/12/59	N	93-107	L	3/12/67	H	104-120	L	3/9/93	A	123-121	W	
2/17/52	A	87-99	L	11/20/59	H	105-85	W	10/23/68	H	132-120	W	3/21/93	H	101-106	L	
2/24/52	A	70-83	L	12/4/59	A	101-120	L	12/8/67	A	115-103	W	12/14/93	A	99-93	W	
11/2/52	A	81-69	W	12/26/59	A	108-105	W	12/22/67	H	133-105	W	12/18/94	H	105-97	W	
11/20/52	A	89-81	W	12/27/59	H	119-109	W	1/27/68	A	119-125	L	11/4/94	A	115-98	W	
11/22/52	H	96-89	W	1/16/60	N	98-105	L	3/19/68	H	135-108	W	1/3/95	H	105-96	W	
11/30/52	N	84-79	W	2/6/60	A	101-116	L	3/17/68	H	124-116	W	12/10/95	H	87-82	W	
12/7/52	H	96-76	W	2/7/60	N	104-102	W	10/23/68	A	110-117	L	12/13/95	A	101-98	W	
1/31/53	H	87-80	W	2/13/60	A	123-117*	W	12/26/68	A	95-94	W	11/29/96	A	84-76	W	
2/1/53	A	92-76	W	3/9/60	A	116-117	L	12/29/68	H	111-108	W	1/18/97	H	97-100**	L	
2/21/53	H	85-75	W	11/19/60	H	130-122	W	1/29/67	A	115-116	L	3/8/97	H	96-89	W	
2/22/53	A	78-90	L	11/20/60	H	135-131	W	3/11/69	H	137-101	W	4/5/98	A	105-103*	W	
3/3/53	N	86-68	L	11/25/60	A	141-128*	W	11/11/69	H	102-110	L	12/12/99	H	101-93	W	
11/10/53	N	62-78	L	12/19/60	N	107-103	L	11/18/69	A	125-114	W	3/17/00	A	110-82	W	
11/17/53	N	83-66	W	12/20/60	N	94-97	L	12/5/69	H	125-109	W	12/10/00	H	112-88	W	
12/26/53	H	77-71	W	1/1/61	A	105-116	L	1/18/70	A	100-106	L	3/15/01	A	125-119*	W	
12/27/53	A	79-75	L	1/2/61	N	123-113	W	2/4/70	A	109-125	L	1/8/02	A	121-92	W	
12/30/53	H	80-97	L	1/29/61	H	137-113	W	3/17/68	H	124-116	W	3/22/02	H	94-82	W	
1/17/54	A	83-86	L	1/30/61	H	117-116	W	10/23/68	A	110-117	L	2/27/03	H	95-85	W	
1/23/54	H	75-72	W	1/31/61	N	112-121	L	12/29/68	H	111-108	W	3/12/03	A	111-88	L	
2/7/54	A	83-90	L	2/5/61	A	125-120	W	1/10/69	H	109-118	W	11/14/03	H	94-89	W	
2/28/54	A	77-94	L	2/16/61	A	129-106	W	3/14/71	H	110-100	W	11/18/03	A	96-106	L	
3/13/54	H	93-66	W	3/8/61	A	103-120	L	10/15/71	A	132-103	W	2/10/05	A	81-103	L	
11/27/54	A	81-97	L	10/25/61	A	120-116	W	11/26/71	H	132-113	W	2/25/05	H	90-111	L	
11/30/54	N	90-92	L	10/27/61	H	128-118	W	1/11/72	A	123-103	W	1/29/06	A	93-102	W	
12/30/54	N	76-93	L	10/28/61	H	135-126	W	2/22/72	H	134-135*	W	3/4/06	H	105-94	W	
12/31/54	A	103-91	W	11/21/61	N	102-108	L	3/14/72	A	129-116	W	11/10/06	H	83-97	L	
1/4/55	N	92-93	L	11/25/61	A	103-104	L	11/3/72	H	116-107	W	2/8/07	A	78-93	L	
1/9/55	A	86-89	W	12/9/61	A	114-107	W	11/15/72	A	110-99	W	11/16/07	H	103-91	W	
1/29/55	H	100-91	W	12/17/61	N	122-116	W	11/24/72	H	140-123	W	1/31/08	A	89-90	L	
1/30/55	A	92-99	L	1/14/62	N	108-118	L	3/14/73	A	141-117	W	11/14/08	H	95-106	L	
2/19/55	H	98-92	W	1/31/62	A	123-122*	W	3/14/73	A	121-112	W	3/26/09	A	92-77	W	
2/23/55	N	97-120	L	2/16/62	A	121-127	L	10/26/73	H	94-92	W	11/17/09	H	106-93	W	
2/26/55	H	89-90	L	2/25/62	H	128-99	W	12/27/73	A	108-114	L	12/20/09	A	93-81	W	
2/28/55	N	88-90	L	2/27/62	H	107-100	W	12/12/73	A	96-114	L	11/17/10	A	103-90	W	
11/6/55	A	96-95	W	10/16/62	N	122-106	W	1/9/74	A	99-123	L	1/4/11	H	108-83	W	
12/14/55	N	98-85	W	10/27/62	H	134-118	W	2/20/74	A	110-112	L	3/6/12	A	85-88*	L	
12/18/55	A	86-96	L	11/18/62	A	116-98	W	3/8/74	H	129-113	W	11/4/12	H	108-79	W	
1/2/56	H	95-89	W	11/18/62	A	116-98	W	10/25/74	H	107-110	L	2/3/13	A	98-97	W	
1/14/56	H	117-94	W	12/30/62	A	135-130	W	12/20/74	H	102-103	L					
1/15/56	A	99-104	L	1/9/63	A	123-115	W	2/9/75	A	96-97	L					
2/8/56	H	106-82	W	1/21/63	H	124-94	W	3/11/75	A	95-94	W					
2/12/56	A	78-82	L	1/23/63	H	123-119	W	10/29/75	A	99-112	L					
2/26/56	H	90-95	W	1/31/63	N	127-122	W	12/3/75	A	118-110	W					
3/7/56	H	98-95	W	2/1/63	A	119-109	W	12/14/75	H	110-100	W					
3/8/56	A	82-100	L	2/14/63	H	128-111	W	2/10/76	H	106-88	W					
3/14/56	H	100-96	W	2/25/63	N	113-107	W	3/19/76	H	122-107	W					
10/28/56	A	88-94	L	3/10/63	A	116-124	L	10/31/76	H	121-101	W					
11/18/56	H	107-111	W	10/23/63	A	124-112	W	1/9/77	H	124-118	W					
12/25/56	N	100-89	W	11/11/63	N	109-116	L	2/23/77	A	101-102	L					
12/27/56	A	93-120	L	11/16/63	H	115-95	W	4/3/77	H	115-107*	W					
1/3/57	A	102-104	L	11/29/63	A	127-111	W	11/18/77	H	116-83	W					
1/8/57	H	85-87	L	12/29/63	N	140-128	W	11/30/77	A	98-104	L					
1/12/57	N	105-87	W	1/20/64	H	107-118	L	2/8/78	A	105-95	W					
1/31/57	H	107-111	W	1/22/64	H	110-101	W	2/26/78	H	124-127	L					
2/9/57	H	99-92	W	1/28/64	A	92-93	L	11/15/78	A	133-126	W					
2/10/57	A	100-113	L	2/5/64	H	111-85	W	11/28/78	H	103-105	L					
2/24/57	H	123-115	W	2/7/64	H	103-111	L	1/25/79	A	100-135	L					
3/6/57	A	101-97	W	2/19/64	N	115-116	L	3/30/79	H	124-113	W					
				2/20/64	A	106-101	W									

* indicates number of overtimes; as available 1948-60



GOLDEN STATE WARRIORS



Golden State Warriors

1011 Broadway, Oakland, CA 94607

phone: (510) 986-2200 / fax: (510) 452-0142 / www.warriors.com

BASKETBALL DIRECTORY / GENERAL INFORMATION

Co-Executive Chairman & CEO: Joe Lacob

Co-Executive Chairman: Peter Guber

General Manager: Bob Meyers

Head Coach: Mark Jackson

Assistant Coaches: Pete Myers, Darren Erman, Brian Scalabrine, Jerry DeGregorio

Head Athletic Trainer: JoHan Wang

Vice President, Communications: Raymond Ridder

Senior Director, Public Relations: Dan Martinez

Assistant, Public Relations: Brett Winkler, Ryan Donough

Home Court: ORACLE Arena (19,596) - opened in 1997

Colors: Warriors Royal Blue, California Golden Yellow

Radio: KNBR (680/1050 AM) - Tim Roye, Tom Tolbert

Television: Comcast SportsNet Bay Area - Bob Fitzgerald, Jim Barnett

FRANCHISE TIMELINE / LAKERS RECORD

Philadelphia Warriors	(founded 1946-47)	W/L:	59-51
San Francisco Warriors	(founded 1962-63)	W/L:	48-33
Golden State Warriors	(founded 1971-72)	W/L:	140-65

ALL-TIME WIN / LOSS

	Home	Away	Neutral	Overall
Minneapolis Era	29-4	9-24	13-12	51-40
Los Angeles Era	113-37	80-67	3-5	196-109
All-Time Totals	142-41	89-91	16-17	247-149
<i>Lakers vs. SF / Golden St.</i>	<i>108-34</i>	<i>78-62</i>	<i>2-2</i>	<i>188-98</i>

2012-13 RESULTS

11/9/12	vs. Golden State	101-77	(W)	Bryant - 27	Curry - 18
12/22/12	@ Golden State	118-115 OT	(W)	Bryant - 34	Jack - 29
3/25/13	@ Golden State	103-109	(L)	Bryant - 36	Curry - 25
4/12/13	vs. Golden State	118-116	(W)	Bryant - 34	Curry - 47

2013-14 MEETINGS

10/30/13	@ Golden State	7:30 pm
11/22/13	vs. Golden State	7:30 pm (ESPN)
12/21/13	@ Golden State	7:30 pm
4/11/14	vs. Golden State	7:30 pm

LAKERS PLAYER CAREER STATISTICS VS. GOLDEN STATE

	G	GS	MIN	FG	FGA	FG%	FG3	FG3A	FG3%	FT	FTA	FT%	OFF	DEF	TOT	AST	PF	DQ	STL	TO	BLK	PTS	PIG	HI
Blake	27	12	682	72	175	41.1	34	93	36.6	23	27	.852	7	49	56	108	44	0	19	40	0	201	7.4	24
Bryant	62	53	2254	592	1251	47.3	99	285	37.4	433	511	.847	80	244	324	303	156	0	102	215	26	1716	27.7	51
Farmar	16	1	310	37	97	38.1	15	47	31.9	11	20	.550	5	18	23	57	17	0	12	21	2	100	6.3	12
Gasol	42	42	1503	324	697	54.3	1	6	.167	217	285	.761	126	303	429	153	103	1	21	106	78	866	20.6	43
Henry	7	1	94	12	31	38.7	0	2	.000	6	14	.429	0	7	7	5	9	0	4	6	0	30	4.3	13
Hill	8	0	92	21	30	70.0	0	1	.000	6	10	.600	17	11	28	2	11	0	1	10	2	48	6.0	14
Johnson	10	8	238	27	72	37.5	10	36	27.8	7	11	.636	4	23	27	6	17	0	9	13	10	71	7.1	17
Kaman	25	21	645	99	221	44.8	0	1	.000	60	77	.779	64	144	208	29	61	0	8	52	30	258	10.3	27
Meeks	10	4	240	28	83	33.7	13	48	27.1	13	16	.813	3	27	30	12	15	0	7	12	2	82	8.2	19
Nash	60	50	1910	308	661	46.6	88	221	39.8	148	165	.897	37	173	210	535	103	0	56	182	3	852	14.2	36
Sacre	1	0	4	0	1	.000	0	0	---	0	0	---	0	0	0	1	0	0	0	0	0	0	0	0
Williams	3	0	32	5	15	33.3	2	3	.667	3	4	.750	3	4	7	2	6	0	0	3	2	15	5.0	11
Young	11	3	281	55	124	44.4	19	40	.475	33	42	.786	11	16	27	10	22	0	7	11	3	162	14.7	31

CURRENT STREAK

Won 1

LAST HOME LOSS

3/23/08 (111-115)

MOST POINTS ALLOWED

144 vs. San Francisco, 11/19/66

CURRENT HOME STREAK

Won 10

LAST ROAD LOSS

3/25/13 (103-109)

FEWEST POINTS SCORED*

76 vs. Philadelphia, 1/3/55

76 vs. Golden State, 4/3/99

CURRENT ROAD STREAK

Lost 1

LARGEST WINNING MARGIN

63 vs. Golden State, 3/19/72 (162-99)

FEWEST POINTS ALLOWED*

72 vs. Golden State, 11/2/03

LAST HOME WIN

4/12/13 (118-116)

LARGEST LOSING MARGIN

39 @ San Francisco, 11/11/66 (93-132)

HIGH INDIV. GAME (LAKERS)

63, E. Baylor @ Philadelphia, 12/8/61

52, E. Baylor vs. San Francisco, 12/15/62

LAST ROAD WIN

12/22/12 (118-115 OT)

MOST POINTS SCORED

162 vs. Golden State, 3/19/72

HIGH INDIV. GAME (WARRIORS)

78, W. Chamberlain @ Philadelphia, 12/8/61

72, W. Chamberlain vs. San Francisco, 11/3/62





LAKERS VS. WARRIORS GAME-BY-GAME RESULTS (247-149)

Date	H/A	Score	W/L	Date	H/A	Score	W/L	Date	H/A	Score	W/L	Date	H/A	Score	W/L
11/23/48	H	89-87	W	10/28/60	L	120-122	L	12/18/70	A	98-85	W	12/3/04	H	97-88	W
12/21/48	A	64-72	L	11/9/60	L	118-125	L	12/20/70	H	123-101	W	1/15/05	A	104-102	W
1/23/49	H	89-71	W	11/27/60	H	106-113	L	12/27/71	H	130-110	W	1/21/05	H	105-101	W
2/3/49	A	78-76	W	11/28/60	H	137-112	W	1/30/71	A	85-87	L	4/18/05	A	99-126	W
3/20/49	H	91-78	W	11/29/60	L	121-122	L	2/7/71	H	119-104	W	1/14/06	A	110-104	W
11/2/49	A	81-69	W	12/1/60	A	114-117	L	2/27/71	A	112-107	W	1/27/06	H	106-105*	W
11/23/49	H	90-81	W	12/16/61	A	111-136	L	3/31/71	H	105-109	L	12/4/86	A	106-116	L
12/20/50	A	89-90	L	2/26/61	H	121-116	W	11/6/71	A	105-89	W	12/7/86	H	132-100	W
2/5/50	H	100-67	W	2/27/61	H	88-113	L	12/9/71	A	124-111	W	4/8/88	A	109-124	W
3/5/50	A	61-66	L	2/28/61	A	108-123	L	12/17/71	H	129-99	W	1/15/87	H	129-109	W
3/8/50	N	68-65	W	10/19/61	N	118-113	W	2/5/72	A	108-96	W	2/27/87	H	121-109	W
11/12/50	H	83-70	W	10/20/61	A	115-122	L	3/19/72	H	162-99	W	3/3/87	A	114-109	W
12/3/50	H	95-83	W	11/17/61	A	125-121	W	10/27/72	H	91-119	L	11/14/87	A	118-110	W
12/19/50	A	67-71	L	12/1/61	H	117-138	L	12/27/72	A	112-103	W	12/17/87	A	113-106	W
12/31/50	H	83-73	W	12/2/61	H	129-119	W	1/2/73	A	106-112	L	1/12/88	H	117-113	W
1/25/51	A	90-71	W	12/8/61	A	151-147**	W	1/26/73	H	100-84	W	3/4/88	H	120-107	W
3/1/51	A	77-97	L	12/29/61	N	118-123	L	1/27/73	A	122-107	W	3/20/88	A	130-127	W
11/9/51	A	86-98	L	1/1/62	H	114-111	W	2/23/73	H	106-111	L	4/24/88	H	136-100	W
12/21/51	A	103-105	L	1/3/62	H	124-123	W	3/28/73	A	96-89	W	11/8/88	A	114-102	W
12/30/51	H	93-64	W	11/3/62	H	127-115	W	12/8/73	A	111-135	L	2/8/89	H	118-121	L
1/13/52	H	81-88	L	11/7/62	A	132-108	W	12/29/73	A	100-102	W	3/1/89	H	142-121	W
2/25/52	H	108-95	W	11/23/62	A	129-124	W	1/4/74	H	114-111	W	3/12/89	A	126-115	W
3/4/52	A	81-83	L	12/12/62	A	124-104	W	1/18/74	H	108-104	W	4/8/89	H	116-122	L
11/8/52	A	93-71	W	1/15/62	H	113-104	W	3/15/74	H	107-112	L	11/9/89	A	106-95	W
11/30/52	H	91-66	W	1/11/63	A	134-129	W	3/16/74	A	105-135	L	12/29/89	H	130-111	W
2/14/53	H	92-84	W	1/12/63	H	119-114	W	10/18/74	H	105-90	W	1/6/90	A	131-133	L
2/26/53	A	85-73	W	2/16/63	H	118-122**	L	11/10/74	H	103-106	L	3/9/90	H	131-115	W
2/27/53	N	98-75	W	2/19/63	A	109-111	W	11/30/74	A	118-128	L	4/13/90	H	131-119	W
3/1/53	N	102-80	W	3/2/63	H	113-122	L	1/21/75	A	108-138	L	11/18/90	H	115-93	W
11/19/53	A	107-79	W	3/12/63	H	110-116	L	1/21/75	H	93-105	L	12/15/90	A	111-109	W
11/26/53	H	88-80	W	3/16/63	H	111-105*	W	3/25/75	A	122-139	L	1/4/91	A	99-115	L
2/6/54	H	94-84	W	11/2/63	A	99-118	L	11/8/75	A	106-114	W	1/6/91	H	135-108	W
2/8/54	N	106-91	W	11/8/63	H	93-90	W	1/27/76	H	105-113	L	4/17/91	A	111-118	L
2/9/54	N	70-67	W	12/6/63	A	110-101	W	1/27/76	A	105-129	L	11/14/91	A	115-112	W
2/13/54	N	86-77	W	12/8/63	H	112-114	L	1/3/76	A	99-130	L	12/30/91	H	99-114	L
2/22/54	N	72-79	L	11/0/64	A	89-114	L	1/22/76	A	105-129	L	1/29/92	H	112-99	W
2/25/54	A	72-81	L	1/24/64	H	118-100	W	3/5/76	H	106-99	W	2/17/92	A	100-116	L
12/1/54	A	91-88	L	1/25/64	H	95-120	L	4/4/76	H	118-111	W	2/22/92	H	124-126	L
12/25/54	H	93-91	W	1/26/64	H	108-96	W	11/19/76	H	121-99	W	11/10/92	A	107-106	W
1/3/55	N	75-74	W	2/23/64	A	108-109	L	1/21/79	H	114-116	L	11/15/92	H	105-102	W
1/5/55	A	85-106	L	3/7/64	A	118-120	W	12/4/76	A	114-116	L	3/3/93	A	117-111	W
1/13/55	A	96-102	L	3/13/64	A	112-109	W	3/18/77	H	98-85	W	11/8/93	A	116-122*	L
1/16/55	H	106-98	W	3/14/64	H	95-111	L	4/5/77	A	103-132	L	4/18/93	H	115-112	W
2/13/55	H	103-93	W	10/23/64	A	94-92	W	11/13/77	H	97-95	W	11/18/93	A	76-103	L
3/9/55	A	88-102	L	11/7/64	H	130-103	W	12/27/77	A	123-82	L	12/12/93	H	97-100	L
8-12/55	N	87-125	W	11/28/64	A	106-109	L	2/10/78	H	135-107	W	1/11/94	H	117-122	L
11/9/55	A	106-117	L	12/26/64	H	129-122	W	2/19/78	A	115-93	L	4/12/94	A	117-128	L
11/12/55	N	89-100	L	1/30/65	A	109-99	W	12/27/78	A	106-104	W	4/23/94	A	91-126	L
11/27/55	H	99-94	W	1/31/65	H	96-94	W	12/27/78	A	106-107	W	11/2/94	A	99-121	L
12/6/55	N	103-116	L	2/12/65	H	114-95	W	1/21/79	H	115-104	W	12/6/94	H	113-101	W
1/18/56	N	105-94	W	2/13/65	A	129-105	W	2/7/79	A	106-104	W	12/27/94	A	105-129	L
1/28/56	H	85-108	L	3/12/65	A	115-93	W	2/20/79	H	91-102	L	1/13/95	H	115-104	W
2/11/56	H	102-117	L	3/20/65	H	98-112	L	10/28/79	H	97-90	W	3/15/95	A	108-119	L
2/17/56	A	111-134	L	10/15/65	A	122-115	W	11/7/79	A	109-126	L	11/11/95	A	105-123	L
3/1/56	A	102-100	W	10/30/65	H	122-124	L	12/21/79	H	114-108	W	1/30/96	H	128-118	W
11/16/56	A	97-123	L	11/19/65	H	135-124	W	1/16/80	A	97-96	W	3/14/96	A	106-103	W
11/27/56	N	113-98	W	11/20/65	N	133-117	W	3/18/80	H	113-100	W	4/12/96	H	94-81	W
12/2/56	H	106-96	W	12/18/65	H	132-120	W	3/30/80	A	95-93	L	11/19/96	A	112-109	W
12/11/56	A	111-114	L	1/14/66	A	118-110	W	10/19/80	H	125-107	W	1/23/97	H	114-97	W
2/6/57	H	101-100	W	1/21/66	H	109-120	L	11/27/80	A	128-119	W	3/12/97	H	109-101	W
2/15/57	A	104-105	L	3/5/66	A	125-123	W	12/6/80	A	103-119	L	4/8/97	A	109-85	W
2/28/57	A	112-129	L	3/19/66	A	119-125	L	12/14/80	H	122-113	W	11/9/97	H	132-97	W
3/12/57	N	100-94	W	3/20/66	H	124-112	W	3/22/81	A	120-118	W	12/10/97	A	92-93	L
3/13/57	H	114-97	W	11/11/66	A	93-132	L	3/24/81	H	110-103	W	2/11/98	H	105-99	W
11/2/57	A	108-118	L	11/19/66	H	109-144	L	12/13/81	H	122-118	W	4/11/98	A	96-84	W
11/8/57	N	108-119	L	12/9/66	H	118-119	L	12/17/81	A	115-120	L	3/12/99	H	89-78	W
11/24/57	N	98-105	L	12/20/66	A	107-130	L	2/2/82	A	117-119	L	4/3/99	H	76-81	L
12/18/57	H	118-102	W	1/5/67	N	91-122	L	2/19/82	H	126-106	W	4/20/99	A	106-102*	L
2/4/58	N	103-107	L	11/11/67	H	141-126	W	4/13/82	A	101-106	L	12/1/99	H	93-75	W
2/5/58	A	102-112	L	2/3/67	H	129-80	W	4/16/82	H	125-109	W	3/9/00	A	109-92	W
2/16/58	H	106-99	W	2/21/67	N	133-136	W	10/29/82	H	117-132	L	3/2/00	H	119-96	W
2/24/58	N	95-110	L	3/11/67	A	125-20	W	11/28/82	H	142-127	W	4/5/00	A	111-104	W
3/2/58	H	102-92	W	11/24/67	A	121-122	L	12/1/82	A	128-107	W	11/22/00	H	111-91	W
11/6/58	H	103-101	W	11/25/67	H	112-131	L	12/3/82	A	120-110	W	12/6/00	A	122-125*	L
11/15/58	A	101-106	L	12/6/67	A	118-119	L	4/8/83	H	116-112	W	3/4/01	H	110-95	W
12/20/58	H	99-88	W	1/20/68	H	151-122	W	11/29/83	A	111-105	W	3/6/01	A	97-85	W
12/29/58	N	93-95	L	2/9/68	H	122-104	W	12/22/83	A	102-109	L	11/23/01	H	106-90	W
1/4/59	A	111-95	W	2/16/68	A	116-118	L	12/30/83	H	105-116	L	1/10/02	H	101-85	W
1/18/59	H	119-98	W	3/9/68	H	142-106	W	4/10/84	A	115-117	L	12/26/01	A	90-101	L
1/25/59	N	111-125	L	3/13/68	H	142-106	W	10/30/84	H	144-110	W	3/14/02	A	110-102	W
2/7/59	N	109-97	W	11/16/68	A	119-112	W	11/8/84	A	106-122	L	11/15/02	H	96-89	W
3/1/59	N	100-98	W	11/22/68	H	98-100	L	12/10/84	H	131-107	W	12/10/02	A	102-106	L
11/14/59	A	98-104	L	12/20/68	H	133-101	W	1/19/85	A	139-109	W	1/22/03	H	110-114	L
11/15/59	N	106-100	W	2/1/69	A	106-101*	W	3/6/85	H	145-119	W	4/16/03	A	117-111	W
12/3/59	A	109-123	L	2/2/69	H	117-122**	L	4/11/85	A	137-130	W	11/2/03	H	87-72	W
12/30/59	A</														



HOUSTON ROCKETS



Houston Rockets

Toyota Center, 1510 Polk Street, Houston, TX 77002
phone: (713) 758-7200 / fax: (713) 758-7339 / www.rockets.com

BASKETBALL DIRECTORY / GENERAL INFORMATION

Owner: Leslie Alexander
General Manager: Daryl Morey
Head Coach: Kevin McHale
Assistant Coaches: Kelvin Sampson, John-Blair Bickerstaff, Chris Finch, Dean Cooper
Sr. VP, Basketball Operations / Head Athletic Trainer: Keith Jones
Senior Manager, Media & Player Relations: Tracey Hughes
Senior Manager, Media Services: Bob Schranz
Home Court: Toyota Center (18,023) - opened in 2003
Colors: Red, White and Silver
Radio: SportsTalk 790 KBME (790 AM) - Craig Ackerman, Joel Blank KEYH (850 AM) - Adrian Chavarria (Spanish)
Television: Comcast SportsNet Houston - Bill Worrell, Clyde Drexler, Matt Bullard

FRANCHISE TIMELINE / LAKERS RECORD

San Diego Rockets (founded 1967-68) W/L: 22-6
Houston Rockets (founded 1971-72) W/L: 110-60

ALL-TIME WIN / LOSS

	Home	Away	Neutral	Overall
All-Time Totals	74-26	57-39	1-1	131-66
Lakers vs. Houston	61-25	48-34	1-1	110-60

2012-13 RESULTS

11/18/12 vs. Houston 119-108 (W) Howard - 28 Parsons - 24
12/4/12 @ Houston 105-107 (L) Bryant - 39 Douglas - 22
1/8/13 @ Houston 112-125 (L) World Peace - 24 Harden - 31
4/17/13 vs. Houston 99-95 OT (W) Blake - 24 Harden - 30

2013-14 MEETINGS

11/7/13 @ Houston 8:30 pm (TNT)
1/8/14 @ Houston 8:30 pm (ESPN)
2/19/14 vs. Houston 7:30 pm (ESPN)
4/8/14 vs. Houston 7:30 pm (TNT)

LAKERS PLAYER CAREER STATISTICS VS. HOUSTON

	G	GS	MIN	FG	FGA	FG%	FG3	FG3A	FG3%	FT	FTA	FT%	OFF	DEF	TOT	AST	PF	DQ	STL	TO	BLK	PTS	PIG	HI
Blake	30	14	816	88	207	.425	42	106	.396	31	34	.912	12	73	85	121	50	0	25	48	3	249	8.3	24
Bryant	55	50	2170	542	1234	.439	70	218	.321	336	412	.816	54	247	301	288	132	0	85	152	25	1490	27.1	53
Farmar	16	2	317	44	95	.463	20	44	.455	11	16	.688	7	25	32	38	25	0	7	20	2	119	7.4	18
Gasol	38	38	1435	271	545	.497	0	6	.000	180	229	.786	104	232	336	121	74	0	26	94	65	722	19.0	32
Henry	6	2	72	4	11	.364	0	0	---	2	2	1.000	1	9	10	2	9	0	2	5	0	10	1.7	8
Hill	3	0	32	7	12	.583	0	0	---	3	3	1.000	6	10	16	1	4	0	0	4	3	17	5.7	9
Johnson	11	10	281	44	99	.444	8	25	.320	7	10	.700	5	33	38	16	25	1	7	17	11	103	9.4	19
Kaman	24	21	677	106	237	.447	0	1	.000	56	75	.747	41	115	156	25	72	2	17	57	25	268	11.2	29
Meeks	9	4	228	22	70	.314	9	39	.231	14	17	.824	4	17	21	6	17	0	8	7	0	67	7.4	14
Nash	55	50	1778	301	601	.501	77	166	.464	139	164	.848	39	131	170	460	85	1	37	146	2	818	14.9	33
Sacre	2	1	29	4	10	.400	0	0	---	2	2	1.000	0	3	3	1	4	0	0	0	4	10	5.0	10
Williams	5	1	93	10	26	.385	5	9	.556	2	3	.667	1	12	13	4	7	0	2	1	3	27	5.4	17
Young	11	5	270	51	121	.421	10	29	.345	26	30	.867	3	14	17	10	22	0	5	12	1	138	12.5	21

CURRENT STREAK

Won 1

LAST HOME LOSS

4/6/12 (107-112)

MOST POINTS ALLOWED

136 @ Houston, 12/27/72

CURRENT HOME STREAK

Won 2

LAST ROAD LOSS

1/8/13 (112-125)

FEWEST POINTS SCORED

74 vs. Houston, 12/18/05
74 @ Houston, 11/7/00

CURRENT ROAD STREAK

Lost 4

LARGEST WINNING MARGIN

36 vs. Houston, 10/27/68 (152-116)

FEWEST POINTS ALLOWED

74 @ Houston, 11/15/91

LAST HOME WIN

4/17/13 (99-95 OT)

LARGEST LOSING MARGIN

32 @ Houston, 12/27/72 (136-104)

HIGH INDIV. GAME (LAKERS)

53, K. Bryant vs. Houston, 12/15/06
53, K. Bryant vs. Houston, 3/30/07

LAST ROAD WIN

3/27/10 (109-101)

MOST POINTS SCORED

152 vs. Houston, 10/27/68

HIGH INDIV. GAME (ROCKETS)

44, S. Francis @ Houston, 1/17/03





LAKERS VS. ROCKETS GAME-BY-GAME RESULTS (132-66)

Date	H/A	Score	W/L	Date	H/A	Score	W/L	Date	H/A	Score	W/L
12/9/67	A	127-109	W	12/6/85	H	120-112	W	10/30/07	H	93-95	L
12/25/67	A	101-104	L	2/6/86	A	117-95	W	11/14/07	A	93-90	W
12/31/67	H	147-118	W	3/16/86	H	116-111	W	3/16/08	A	92-104	L
2/3/68	H	133-122	W	4/6/86	A	103-109	L	11/9/08	H	111-82	W
2/25/68	A	127-112	W	4/10/86	H	117-113	W	1/13/09	A	105-100	W
3/7/68	A	119-102	W	11/1/86	A	102-112	L	3/11/09	A	102-96	W
3/8/68	H	130-121	W	12/21/86	A	103-96	W	4/3/09	H	93-81	W
3/19/68	H	121-109	W	11/28/86	H	134-111	W	11/4/09	A	103-102*	W
10/27/68	H	152-116	W	12/28/86	H	123-109	W	11/15/09	H	91-101	L
11/15/68	H	127-119	W	3/31/87	H	111-96	W	1/5/10	H	88-79	W
12/8/68	H	132-118	W	11/8/87	H	101-92	W	3/27/10	A	109-101	W
12/30/68	A	131-126*	W	1/18/88	H	121-110	W	10/26/10	H	112-110	W
1/29/69	A	122-120	W	2/18/88	A	111-96	W	12/1/10	A	99-109	L
2/14/69	H	115-109	W	3/22/88	H	117-95	W	2/1/11	H	114-106*	W
3/1/69	A	119-113	W	4/17/88	A	119-127	L	1/3/12	H	108-99	W
11/21/69	H	100-98	W	1/16/89	H	124-113	W	3/20/12	A	104-107	L
12/6/69	A	128-115	W	1/31/89	A	125-114	W	4/6/12	H	107-112	L
12/23/69	A	109-115	L	3/8/89	A	83-88	L	11/18/12	H	119-108	W
1/27/70	H	124-109	W	3/13/89	H	97-96	W	12/4/12	A	105-107	L
1/28/70	A	113-108	W	11/28/89	A	104-110	L	18/13	A	112-125	L
2/8/70	H	128-113	W	1/12/90	H	107-98	W	4/17/13	H	99-95*	W
2/21/70	A	106-121	L	3/6/90	A	95-112	L				
11/29/70	H	130-112	W	4/15/90	H	113-102	W				
12/5/70	A	116-119	L	11/15/90	A	108-103*	W				
1/1/71	H	106-117	L	1/13/91	H	116-97	W				
1/2/71	A	108-109*	L	2/19/91	A	112-103	W				
2/2/71	H	133-105	W	3/3/91	H	95-104	L				
2/6/71	A	115-108	W	11/1/91	A	121-126**	L				
10/24/71	A	113-103	W	11/15/91	H	86-74	W				
11/19/71	H	106-99	W	3/1/92	H	97-105	L				
12/8/71	A	125-120	W	3/31/92	A	107-101	W				
12/26/71	H	137-115	W	12/3/92	A	95-89	W				
1/28/72	H	118-105	W	1/18/93	H	90-110	L				
2/23/72	N	110-115	L	4/13/93	A	107-126	L				
10/25/72	N	112-107	W	4/16/93	H	84-100	L				
11/7/72	H	122-109	W	12/26/93	H	93-118	L				
12/27/72	A	104-136	L	2/3/94	A	88-99	L				
2/2/73	H	125-109	W	3/24/94	A	107-113	L				
10/23/73	A	107-96	W	4/1/94	H	101-88	W				
11/4/73	H	105-93	W	12/2/94	H	107-89	W				
2/5/74	A	112-116*	L	12/15/94	A	97-94	W				
2/12/74	H	119-129	L	3/26/95	H	107-96	W				
11/22/74	H	89-83	W	3/28/95	A	106-96	W				
12/30/74	A	107-120	L	12/6/95	A	99-112	L				
1/28/75	A	89-104	L	11/2/96	H	101-100	W				
3/9/75	H	116-95	W	2/24/96	A	94-96	L				
11/19/75	A	118-110	W	3/3/96	H	107-111	L				
11/23/75	H	110-99	W	11/12/96	A	126-115**	W				
2/18/76	A	98-114	L	11/24/96	H	85-90	L				
3/23/76	H	125-106	W	2/25/97	A	96-100	L				
12/10/76	H	109-99	W	3/7/97	H	90-111	L				
1/15/77	A	116-122	L	11/14/97	A	113-103**	W				
2/27/77	H	106-101	W	12/12/97	H	119-102	W				
3/2/77	A	113-120	L	12/22/97	A	94-83	W				
12/9/77	H	105-116	L	2/15/98	H	90-88	L				
12/14/77	A	113-91	W	2/5/99	H	99-91	W				
1/22/78	H	106-101	W	2/28/99	H	106-90	W				
3/22/78	A	124-106	W	4/26/99	A	80-102	L				
11/22/78	A	121-114	W	11/10/99	A	89-88	W				
1/6/79	A	112-115*	L	11/12/99	H	81-97	L				
1/19/79	H	121-122*	L	1/30/00	A	83-89	L				
12/5/79	A	116-114	W	2/27/00	H	101-85	W				
2/24/80	H	112-100	W	11/7/00	A	74-84	L				
10/12/80	H	114-103	W	11/12/00	H	95-99	W				
11/12/80	A	104-107	L	12/1/00	A	99-94	W				
12/10/80	A	109-108	W	1/19/01	H	114-101	W				
2/13/81	A	114-105	W	11/15/01	A	98-97*	W				
2/20/81	H	107-110	L	12/20/01	A	107-101	W				
10/30/81	H	112-113**	L	12/30/01	H	114-90	W				
11/11/81	A	95-93	W	3/3/02	H	95-79	W				
11/29/81	H	122-104	W	11/17/02	H	89-93	L				
3/21/82	H	107-102	W	1/17/03	A	104-108*	L				
4/6/82	A	108-97	W	2/18/03	H	96-99**	W				
11/12/82	H	127-96	W	3/26/03	A	96-93	W				
12/1/82	A	106-95	W	12/25/03	H	87-99	L				
12/26/82	A	96-94	W	2/11/04	A	87-102	L				
3/27/83	H	114-93	W	3/3/04	A	96-93	W				
4/12/83	A	114-113	W	4/1/04	H	93-85	W				
1/8/84	H	118-129	L	11/13/04	A	84-79	W				
1/10/84	A	136-132*	W	1/7/05	H	111-104	W				
1/26/84	H	131-102	W	2/6/05	A	102-103	L				
3/17/84	A	123-111	W	4/7/05	H	100-114	L				
3/29/84	H	115-109	W	12/18/05	H	74-76	L				
12/19/84	A	123-116	W	2/8/06	A	89-78	W				
1/30/85	H	113-116	L	4/2/06	H	104-88	W				
2/5/85	A	113-104	W	12/12/06	A	102-94	W				
2/26/85	H	100-94	W	12/15/06	H	112-101**	W				
3/22/85	A	130-107	W	1/10/07	A	77-102	L				
				3/30/07	H	104-107*	L				

* indicates number of overtimes



INDIANA PACERS



Indiana Pacers

125 S. Pennsylvania Street, Indianapolis, IN 46204
phone: (317) 917-2500 / fax: (317) 917-2599 / www.pacers.com

BASKETBALL DIRECTORY / GENERAL INFORMATION

Owner, Chairman and CEO: Herbert Simon
President of Basketball Operations: Larry Bird
Executive VP of Basketball Operations / GM: Kevin Pritchard
Head Coach: Frank Vogel
Associate Head Coach: Nate McMillan
Assistant Coaches: Dan Burke, Popeye Jones
Head Athletic Trainer / Team Administrator: Josh Corbeil
Director, Media Relations: David Benner
Senior Public Information Manager: Krissy Myers
Public Information Assistant: Tim Edwards
Home Court: Bankers Life Fieldhouse (18,165) - opened in 1999
Colors: Blue and Gold
Radio: 1070 The Fan - Mark Boyle, Bob Leonard, Kevin Lee
Television: FSN Indiana - Quinn Buckner, Chris Denari, Austin Croshere, Brooke Olzendam

FRANCHISE TIMELINE

Indiana Pacers (founded 1976-77)

ALL-TIME WIN / LOSS

	Home	Away	Neutral	Overall
Lakers vs. Pacers	33-7	23-15	-	56-22

2012-13 RESULTS

11/27/12 vs. Indiana 77-79 (L) Bryant - 40 Hill - 19
3/15/13 @ Indiana 99-93 (W) Howard - 20 Hill - 27

2013-14 MEETINGS

1/28/14 vs. Indiana 7:30 pm
2/25/14 @ Indiana 7:00 pm

LAKERS PLAYER CAREER STATISTICS VS. INDIANA

	G	GS	MIN	FG	FGA	FG%	FG3	FG3A	FG3%	FT	FTA	FT%	OFF	DEF	TOT	AST	PF	DQ	STL	TO	BLK	PTS	P/G	HI
Blake	19	8	452	33	91	.363	20	46	.435	26	32	.813	5	33	38	69	27	0	16	24	3	112	5.9	18
Bryant	30	27	1043	253	586	.432	41	124	.331	220	261	.843	34	123	157	125	76	1	47	92	12	767	25.6	45
Farmar	11	1	203	37	77	.481	9	29	.310	5	9	.556	4	10	14	20	14	0	12	15	1	88	8.0	19
Gasol	21	21	782	158	312	.506	1	4	.250	95	140	.679	71	141	212	69	49	1	10	48	48	412	19.6	31
Henry	4	1	74	10	25	.400	1	3	.333	3	8	.375	7	9	16	2	7	0	1	1	1	24	6.0	9
Hill	6	0	64	14	17	.824	0	0	---	1	2	.500	8	11	19	2	10	0	1	4	4	29	4.8	15
Johnson	5	5	92	11	33	.333	4	11	.364	4	7	.571	1	13	14	7	13	0	1	6	2	30	6.0	11
Kaman	15	12	430	62	164	.378	0	1	.000	39	50	.780	41	102	143	12	49	0	8	46	21	163	10.9	22
Meeks	10	5	183	16	48	.333	8	28	.286	12	13	.923	1	20	21	6	11	0	4	4	0	52	5.2	15
Nash	30	26	950	164	343	.478	46	94	.489	74	78	.949	15	88	103	244	54	0	18	87	0	448	14.9	31
Sacre	1	0	3	1	1	1.000	0	0	---	0	0	---	1	0	1	0	0	0	0	0	0	2	2.0	2
Williams	7	3	173	19	47	.404	9	31	.290	7	7	1.000	8	17	25	6	17	0	6	4	4	54	7.7	13
Young	17	8	408	60	160	.375	17	48	.354	26	33	.788	10	32	42	17	33	0	12	20	2	163	9.6	25

CURRENT STREAK

Won 1

LAST HOME LOSS

11/27/12 (77-79)

MOST POINTS ALLOWED

127 @ Indiana, 1/28/93

CURRENT HOME STREAK

Lost 3

LAST ROAD LOSS

12/2/08 (117-118)

FEWEST POINTS SCORED

72 @ Indiana, 2/2/04

CURRENT ROAD STREAK

Won 3

LARGEST WINNING MARGIN

28 vs. Indiana, 11/12/78 (134-106)

FEWEST POINTS ALLOWED

76 vs. Indiana, 12/11/96

LAST HOME WIN

3/2/10 (122-99)

LARGEST LOSING MARGIN

27 vs. Indiana, 1/3/92 (87-114)

HIGH INDIV. GAME (LAKERS)

45, K. Bryant vs. Indiana, 1/9/06

LAST ROAD WIN

3/15/13 (99-93)

MOST POINTS SCORED

139 vs. Indiana, 3/3/89

HIGH INDIV. GAME (PACERS)

39, R. Miller @ Indiana, 3/18/05





LAKERS VS. PACERS GAME-BY-GAME RESULTS (56-22)

Date	H/A	Score	W/L
11/12/76	H	117-106	W
12/8/76	A	98-111	L
1/23/77	H	121-104	W
3/23/77	A	105-97	W
10/19/77	A	133-120	W
11/4/77	H	111-99	W
1/8/78	A	103-104	L
3/26/78	H	110-99	W
11/8/78	A	113-111	W
11/12/78	H	134-106	W
2/18/79	A	122-111	W
2/25/79	H	118-108	W
11/18/79	H	127-104	W
1/2/80	A	127-120	W
12/26/80	H	116-115	W
2/4/81	A	102-96	W
11/15/81	H	124-123**	W
1/15/82	A	97-92	W
1/23/83	H	105-102	W
2/20/83	A	126-112	W
2/7/84	A	106-105	W
3/10/84	H	114-126	L
2/3/85	H	122-100	W
2/22/85	A	113-122	L
1/10/86	H	124-102	W
2/19/86	A	90-81	W
1/22/87	A	118-108	W
2/13/87	H	113-108	W
1/9/88	A	101-98	W
2/9/88	H	108-110	L
12/10/88	A	112-105	W
3/3/89	H	139-117	W
11/15/89	H	117-94	W
1/24/90	A	120-111	W
12/16/90	H	115-112	W
1/21/91	A	120-114	W
1/3/92	H	87-114	L
3/16/92	A	85-96	L
1/28/93	A	110-127	L
3/28/93	H	92-90	W
11/26/93	A	102-100	W
1/26/94	H	103-99	W
1/18/95	A	105-106	L
3/13/95	H	93-91	W
12/3/95	H	104-96	W
12/20/95	A	98-109	L
12/11/96	H	79-76	W
3/2/97	A	85-101	L
2/25/98	A	96-89	W
3/4/98	H	104-95	W
2/14/99	H	101-99	L
1/14/00	A	111/102	L
3/3/00	H	107-92	W
11/28/00	H	124-107	W
2/18/01	A	110-109	L
1/9/02	A	109-90	W
3/1/02	H	96-84	W
2/4/03	A	97-94	W
3/5/03	H	97-95	W
11/30/03	H	99-77	W
2/2/04	A	72-85	L
3/6/05	H	103-94	W
3/18/05	A	97-103	L
1/9/06	H	96-90	W
2/1/06	A	79-105	L
12/4/06	H	101-87	W
2/2/07	A	84-95	L
11/20/07	A	134-114	W
1/6/08	H	112-96	W
12/2/08	A	117-118	L
1/9/09	H	121-119	W
1/27/10	A	118-96	W
3/2/10	H	122-99	W
11/28/10	H	92-95	L
12/15/10	A	109-94	W
1/22/12	H	96-98	L
11/27/12	H	77-79	L
3/15/13	A	99-93	W



* indicates number of overtimes



LOS ANGELES CLIPPERS



Los Angeles Clippers

6951 S. Centinela Ave., Playa Vista, CA 90094
phone: (310) 862-6000 / fax: (310) 862-6029 / www.clippers.com

BASKETBALL DIRECTORY / GENERAL INFORMATION

Chairman of the Board, Owner & NBA Governor: Donald T. Sterling
President & NBA Governor: Andy Roeser
Sr. Vice President of Basketball Operations & Head Coach: Doc Rivers
Assistant Coaches: Kevin Eastman, Armond Hill, Tyrronn Lue, Brenden O'Connor
Head Athletic Trainer: Jasen Powell
Director, Communications: Seth Burton
Director, Team Public Relations & Publications: Dennis Rogers
Assistant Director, Media Services & Public Relations: Ta'Nisha Cooper
Assistant Director, Communications & Publications: Steven Esparza
Home Court: STAPLES Center (19,060) - opened in 1999
Colors: Red, White and Blue
Radio: KFWB (980 AM) - Brian Sieman
ESPN Deportes (1330 AM) - Celso Gaspar (Spanish)
Television: PrimeTicket - Ralph Lawler, Michael Smith

FRANCHISE TIMELINE / LAKERS RECORD

Buffalo Braves	(founded 1970-71)	W/L: 22-10
San Diego Clippers	(founded 1978-79)	W/L: 24-10
Los Angeles Clippers	(founded 1984-85)	W/L: 97-33

ALL-TIME WIN / LOSS

	Home	Away	Neutral	Overall
All-Time Totals	79-18	64-35	-	143-53
Lakers vs. LA Clippers	53-11	44-22	-	97-33

2012-13 RESULTS

11/2/12	vs. LA Clippers	95-105 (L)	Bryant - 40	Crawford - 21
1/4/13	@ LA Clippers	102-107 (L)	Bryant - 38	Paul - 30
2/14/13	vs. LA Clippers	101-125 (L)	Bryant - 20	Paul - 24
4/7/13	@ LA Clippers	95-109 (L)	Bryant - 25	Griffin - 24

2013-14 MEETINGS

10/29/13	vs. LA Clippers	7:30 pm (TNT)
1/10/14	@ LA Clippers	7:30 pm (ESPN)
3/6/14	vs. LA Clippers	7:30 pm (TNT)
4/6/14	@ LA Clippers	12:30 pm (ABC)

LAKERS PLAYER CAREER STATISTICS VS. LA CLIPPERS

	G	GS	MIN	FG	FGA	FG%	FG3	FG3A	FG3%	FT	FTA	FT%	OFF	DEF	TOT	AST	PF	DQ	STL	TO	BLK	PTS	P/G	HI
Blake	24	13	588	50	138	.362	31	75	.413	13	21	.619	7	34	41	112	38	1	18	31	1	144	6.0	17
Bryant	64	56	2315	567	1217	.466	78	232	.336	448	532	.842	76	259	335	299	166	1	108	186	35	1680	25.9	50
Farmar	18	1	357	59	122	.484	18	52	.346	18	24	.750	9	28	37	58	24	0	19	24	1	154	8.5	24
Gasol	37	37	1308	233	443	.526	0	5	.000	174	235	.740	94	247	341	131	96	2	20	73	57	640	17.3	27
Henry	6	1	104	9	18	.500	1	2	.500	17	22	.773	1	12	13	2	13	0	2	4	0	36	6.0	12
Hill	7	1	69	9	18	.500	0	0	---	7	12	.583	6	11	17	1	13	0	2	4	3	25	3.6	13
Johnson	11	7	226	21	66	.318	10	30	.333	10	16	.625	3	13	16	12	12	0	4	6	5	62	5.6	20
Kaman	3	3	93	19	38	.500	0	0	---	5	7	.714	4	16	20	2	6	0	3	11	4	43	14.3	20
Meeks	6	4	187	21	53	.396	14	34	.412	18	18	1.000	4	18	22	8	7	0	6	2	1	74	12.3	22
Nash	61	52	1831	285	587	.486	92	202	.455	163	180	.906	31	136	167	527	84	0	51	161	4	825	13.5	28
Sacre	2	0	5	0	0	---	0	0	---	0	0	---	0	0	0	0	0	0	0	0	0	0	0.0	0
Williams	6	0	103	12	31	.387	2	13	.154	1	2	.500	10	13	23	5	12	0	2	4	1	27	4.5	8
Young	11	4	235	51	116	.440	13	43	.302	17	23	.739	4	11	15	13	19	0	8	11	2	132	12.0	29

CURRENT STREAK

Lost 4

LAST HOME LOSS

2/14/13 (101-125)

MOST POINTS ALLOWED

134 vs. Buffalo, 11/3/74
125 vs. LA Clippers, 2/14/13
125 @ LA Clippers, 2/19/92

CURRENT HOME STREAK

Lost 2

LAST ROAD LOSS

4/7/13 (95-109)

FEWEST POINTS SCORED

81 @ LA Clippers, 2/25/95

CURRENT ROAD STREAK

Lost 2

LARGEST WINNING MARGIN

46 @ San Diego, 11/13/79 (137-91)
40 vs. LA Clippers, 1/15/10 (126-86)

FEWEST POINTS ALLOWED

68 @ LA Clippers, 12/14/99

LAST HOME WIN

1/25/12 (96-91)

LARGEST LOSING MARGIN

31 @ LA Clippers, 2/19/92 (125-94)

HIGH INDIV. GAME (LAKERS)

61, S. O'Neal @ LA Clippers, 3/6/00

LAST ROAD WIN

4/4/12 (113-108)

MOST POINTS SCORED

156 vs. LA Clippers, 3/23/79

HIGH INDIV. GAME (CLIPPERS)

42, D. Wilkins @ LA Clippers, 4/16/94





LAKERS VS. CLIPPERS GAME-BY-GAME RESULTS (143-53)

Date	H/A	Score	W/L	Date	H/A	Score	W/L	Date	H/A	Score	W/L
10/30/70	H	104-90	W	12/6/88	A	111-102	W	10/27/09	H	99-92	W
12/15/70	A	111-113*	L	12/30/88	H	124-109	W	1/6/10	A	91-102	L
3/2/71	A	131-118	W	1/15/89	A	116-95	W	1/15/10	H	126-86	W
3/12/71	H	109-116	L	1/18/89	H	111-90	W	4/14/10	A	91-107	L
10/19/71	A	123-106	W	4/10/89	H	133-116	W	12/8/10	A	87-86	W
12/21/71	A	117-103	W	4/15/89	A	107-119	L	1/16/11	A	92-99	L
12/28/71	H	105-87	W	12/5/89	H	111-103	W	2/25/11	H	108-95	W
3/12/72	H	141-102	W	1/30/90	A	104-121	L	3/25/11	H	112-104	W
11/17/72	H	103-100	W	3/23/90	H	110-102	W	1/14/12	A	94-102	L
12/19/72	A	126-100	W	3/28/90	A	106-99	W	1/25/12	H	96-91	W
3/13/73	H	121-112	W	4/21/90	A	125-115	W	4/4/12	A	113-108	W
3/23/73	H	121-101	W	12/26/90	A	108-99	W	11/2/12	H	95-105	L
10/13/73	A	125-122	W	2/1/91	A	106-92	W	1/4/13	A	102-107	L
12/30/73	H	108-105	W	2/5/91	H	116-102	W	2/14/13	H	101-125	L
2/26/74	A	119-112	W	3/19/91	H	119-105	W	4/7/13	A	95-109	L
3/24/74	H	150-124	W	11/5/91	H	109-114*	L				
11/3/74	H	101-124	L	12/25/91	A	85-75	W				
1/7/75	A	107-115	L	2/5/92	H	100-85	W				
2/7/75	A	98-108	L	2/19/92	A	94-125	L				
2/11/75	H	108-112	L	4/19/92	H	109-108*	W				
11/18/75	A	106-120	L	11/6/92	A	114-112*	W				
11/28/75	H	126-105	W	11/13/92	H	98-124	L				
1/6/76	A	113-114	L	1/14/93	A	102-105	L				
3/14/76	H	137-109	W	2/28/93	H	124-112	W				
11/9/76	A	116-121*	L	3/30/93	A	93-101	L				
12/21/76	H	97-89	W	11/16/93	H	116-114**	W				
2/9/77	A	105-90	W	12/4/93	A	109-102	W				
3/27/77	H	92-89	W	1/7/94	H	111-108	W				
12/11/77	H	124-119*	W	2/15/94	H	89-100	L				
1/4/78	A	93-94	L	4/16/94	A	103-108	L				
2/7/78	A	132-105	W	11/15/94	A	102-92	W				
3/24/78	H	120-115	W	12/9/94	H	84-109	L				
10/24/78	A	123-124	L	1/18/95	H	96-98	W				
10/27/78	H	113-101	W	2/4/95	A	121-118	W				
1/17/79	A	117-119	L	2/25/95	A	81-83	L				
3/23/79	H	156-119	W	11/19/95	H	109-88	W				
10/12/79	A	103-102	W	1/19/96	A	106-100	W				
11/6/79	H	127-112	W	2/20/96	H	121-104	W				
11/13/79	A	137-91	W	2/21/96	A	112-108	W				
12/7/79	H	108-116	L	11/15/96	H	107-100	W				
3/11/80	A	123-106	W	2/4/97	A	86-108	L				
3/28/80	H	126-88	W	3/14/97	H	95-97	L				
10/28/80	A	131-101	W	4/18/97	A	123-95	W				
11/14/80	H	113-100	W	11/23/97	H	119-102	W				
12/3/80	H	114-120	L	12/26/97	H	118-114*	W				
12/16/80	A	92-97	L	1/9/98	A	125-115	W				
3/12/81	A	122-116	W	3/12/98	A	108-85	W				
3/15/81	H	118-122	L	2/25/99	A	115-100	W				
11/21/81	A	119-117	W	2/26/99	H	99-83	W				
11/27/81	H	129-138	L	3/9/99	A	103-99	W				
12/19/81	A	106-100	W	3/10/99	H	94-75	W				
12/27/81	H	139-117	W	12/14/99	H	95-88	W				
3/30/82	H	143-120	W	1/4/00	A	122-98	W				
4/1/82	A	117-100	W	1/5/00	H	118-101	W				
11/26/82	A	117-115	W	3/6/00	A	123-103	W				
12/23/82	A	120-115	W	11/5/00	H	108-103	W				
1/19/83	H	107-104	W	11/27/00	A	98-83	W				
3/9/83	H	119-114	W	12/30/00	A	116-114*	W				
3/19/83	A	99-107	L	1/7/01	H	95-118	L				
3/29/83	H	127-109	W	11/20/01	A	98-93	W				
11/2/83	A	106-110	L	12/14/01	H	110-80	W				
12/4/83	H	120-99	W	12/3/02	A	90-95	L				
12/16/83	H	122-109	W	3/15/02	H	98-92	W				
2/18/84	A	120-116	W	11/1/02	A	108-93	W				
3/25/84	H	114-102	W	1/20/03	H	96-92	W				
3/28/84	A	115-122	L	2/25/03	H	109-98	W				
11/24/84	A	108-103	W	3/17/03	A	102-85	W				
12/29/84	H	113-107	W	1/4/04	A	98-101	L				
1/22/85	H	123-114	W	1/17/04	H	91-89	W				
2/2/85	A	105-96	W	4/17/04	A	106-103	W				
2/12/85	H	121-110	W	4/19/04	H	106-100	W				
3/16/85	A	123-112	W	11/17/04	H	103-89	W				
11/15/85	A	127-96	W	12/11/04	A	89-87	W				
11/20/85	H	122-107	W	1/26/05	A	89-105	L				
1/16/86	H	112-96	W	3/8/05	H	101-110	L				
1/24/86	A	108-120	L	11/18/05	H	91-97	L				
3/11/86	H	129-108	W	1/7/06	A	112-109	W				
3/19/86	A	114-115	L	2/24/06	A	83-102	L				
11/26/86	A	126-92	W	4/9/06	H	100-83	W				
11/30/86	H	137-115	W	11/21/06	H	105-101	W				
3/9/87	A	136-114	W	12/2/06	A	97-88	W				
3/15/87	H	115-101	W	4/4/07	A	82-90	L				
4/6/87	H	135-112	W	4/12/07	H	110-118	L				
4/9/87	A	118-100	W	12/16/07	H	113-92	W				
11/12/87	H	111-82	W	2/23/08	A	113-95	W				
12/19/87	A	108-97	W	3/7/08	H	119-82	W				
1/13/88	A	109-110*	L	4/10/08	A	106-78	W				
2/4/88	A	117-86	W	10/29/09	A	117-79	W				
2/16/88	H	119-100	W	11/5/08	H	106-88	W				
4/8/88	H	126-107	W	12/1/09	A	108-97	W				
				4/5/09	H	88-85	W				

* indicates number of overtimes



MEMPHIS GRIZZLIES



Memphis Grizzlies

191 Beale Street, Memphis, TN 38103
phone: (901) 205-1234 / fax: (901) 205-1122 / www.grizzlies.com

BASKETBALL DIRECTORY / GENERAL INFORMATION

Chairman & Controlling Owner: Robert J. Pera
Vice President of Basketball Operations: John Hollinger
Head Coach: David Joergler
Assistant Coaches: Elston Turner, Duane Ticknor, Bob Thornton
Head Athletic Trainer: Drew Graham
Communications & Publications Director: Jason Wallace
Basketball Communications & Publications Coordinator: Ross Wooden
Home Court: FedExForum (18,119) - opened in 2004
Colors: Memphis Midnight, Beale St. Blue, Smoke Blue and Grizzlies Gold
Radio: WMFS (ESPN 92.9 FM/680 AM) - Eric Hasseltine, Hank McDowell, Elliot Perry
Television: SportSouth - Pete Pranic, Sean Tuohy, Rob Fischer

FRANCHISE TIMELINE / LAKERS RECORD

Vancouver Grizzlies (founded 1995-96) W/L: 22-1
Memphis Grizzlies (founded 2001-02) W/L: 25-18

ALL-TIME WIN / LOSS

	Home	Away	Neutral	Overall
All-Time Totals	26-7	21-12	-	47-19
Lakers vs. Memphis	14-7	11-11	-	25-18

2012-13 RESULTS

11/23/12 @ Memphis 98-106 (L) Bryant - 30 Gay - 21
1/23/13 @ Memphis 93-106 (L) Bryant - 29 Arthur - 20
4/5/13 vs. Memphis 86-84 (W) Bryant - 24 Conley - 21

2013-14 MEETINGS

11/15/13 vs. Memphis 7:30 pm
12/17/13 @ Memphis 7:00 pm
2/26/14 @ Memphis 7:00 pm
4/13/14 vs. Memphis 6:30 pm

LAKERS PLAYER CAREER STATISTICS VS. MEMPHIS

	G	GS	MIN	FG	FGA	FG%	FG3	FG3A	FG3%	FT	FTA	FT%	OFF	DEF	TOT	AST	PF	DQ	STL	TO	BLK	PTS	P/G	HI
Blake	26	14	718	70	147	.476	39	82	.476	12	15	.800	6	51	57	105	36	0	15	48	2	191	7.3	14
Bryant	60	53	2134	531	1156	.459	78	241	.324	358	425	.842	66	216	282	263	130	0	103	162	38	1498	25.0	60
Farmer	14	0	249	35	86	.407	11	40	.275	6	8	.750	6	18	24	38	15	0	8	16	1	87	6.2	13
Gasol	16	15	564	93	194	.479	0	1	.000	54	74	.730	39	118	157	55	30	0	14	31	21	240	15.0	24
Henry	3	1	68	7	14	.500	1	1	1.000	4	8	.500	1	6	7	1	6	0	2	5	0	19	6.3	12
Hill	8	1	113	13	25	.520	0	0	---	6	9	.667	13	25	38	0	18	0	8	5	32	4.0	12	
Johnson	9	6	185	15	59	.254	2	22	.091	3	6	.500	4	21	25	11	12	0	6	5	8	35	3.9	7
Kaman	28	26	785	124	250	.496	0	0	---	48	62	.774	60	154	214	37	88	0	20	61	38	296	10.6	26
Meeks	8	4	158	21	50	.420	15	33	.455	8	10	.800	0	19	19	13	7	0	3	6	2	65	8.1	16
Nash	56	49	1798	277	566	.489	78	189	.413	143	163	.877	32	143	175	502	87	0	45	192	6	775	13.8	26
Sacre	1	0	4	0	0	---	0	0	---	0	0	---	0	1	1	0	2	0	0	0	0	0	0	0
Williams	6	1	65	6	23	.261	3	8	.375	1	1	1.000	4	13	17	3	9	0	1	2	3	16	2.7	9
Young	12	2	264	38	96	.396	11	28	.393	21	28	.750	3	14	17	10	14	0	11	6	2	108	9.0	16

CURRENT STREAK

Won 1

LAST HOME LOSS

3/25/12 (96-102)

MOST POINTS ALLOWED

128 @ Memphis, 1/9/07

CURRENT HOME STREAK

Won 1

LAST ROAD LOSS

1/23/13 (93-106)

FEWEST POINTS SCORED

72 vs. Memphis, 12/20/04

CURRENT ROAD STREAK

Lost 2

LARGEST WINNING MARGIN

39 vs. Memphis, 1/14/02 (120-81)

FEWEST POINTS ALLOWED

75 vs. Memphis, 4/12/09

LAST HOME WIN

4/5/13 (86-84)

LARGEST LOSING MARGIN

23 @ Memphis, 11/10/04 (87-110)

HIGH INDIV. GAME (LAKERS)

60, K. Bryant @ Memphis, 3/22/07

LAST ROAD WIN

3/13/12 (116-111 20T)

MOST POINTS SCORED

124 vs. Memphis, 11/2/10

HIGH INDIV. GAME (GRIZZLIES)

35, P. Gasol @ Memphis, 3/22/07





LAKERS VS. GRIZZLIES GAME-BY-GAME RESULTS (47-19)

Date	H/A	Score	W/L
11/17/95	A	114-91	W
12/1/95	H	113-100	W
2/28/96	A	99-80	W
4/5/96	H	104-94	W
1/5/97	A	95-82	W
1/14/97	H	91-81	W
2/21/97	H	99-91	W
3/27/97	A	102-98*	W
11/16/97	H	121-95	W
1/6/98	A	100-87	W
3/15/98	A	119-110	W
4/8/98	H	113-102	W
2/23/99	A	93-83	L
3/29/99	H	116-98	W
4/19/99	H	117-102	W
11/3/99	H	103-88	W
12/11/99	A	106-94	W
3/1/00	H	103-91	W
3/29/00	A	108-99	W
11/4/00	A	98-89	W
12/15/00	H	98-76	W
1/15/01	H	113-112*	W
3/3/01	A	98-88	W
11/9/01	H	110-86	W
12/21/01	A	108-114	L
1/14/02	H	120-81	W
2/1/02	A	100-85	W
11/29/02	A	112-106	W
12/3/02	H	101-91	W
3/31/03	H	110-94	W
4/4/03	A	102-101	W
11/10/03	A	95-105	L
11/23/03	H	121-89	W
1/21/04	A	82-88	L
4/9/04	H	103-95	W
11/10/04	A	87-110	L
12/20/04	H	72-82	L
4/3/05	A	82-102	L
11/14/05	A	73-85	L
12/14/05	A	94-79	W
12/28/05	H	99-100*	L
2/11/06	H	99-100	L
11/12/06	H	91-81	W
1/9/07	A	118-128	L
3/22/07	A	121-119	W
3/27/07	H	86-88	L
1/8/08	A	117-101	W
1/13/08	H	100-99	W
3/28/08	H	111-114	L
12/22/08	A	105-96	W
1/31/09	A	115-98	W
3/3/09	H	99-89	W
4/12/09	H	92-75	W
11/6/09	H	114-98	W
2/1/10	A	93-95	L
2/23/10	A	99-98	W
11/2/10	H	124-105	W
11/30/10	A	96-98	L
1/2/11	H	85-104	L
2/7/11	A	93-84	W
1/8/12	H	90-82	W
3/13/12	A	116-111**	W
3/25/12	H	96-102	L
11/23/12	A	98-106	L
1/23/13	A	93-106	L
4/5/13	H	86-84	W


 * indicates number of overtimes



MIAMI HEAT



Miami Heat

601 Biscayne Boulevard, Miami, FL 33132
phone: (786) 777-HEAT / fax: (786) 777-1615 / www.heat.com

BASKETBALL DIRECTORY / GENERAL INFORMATION

Managing General Partner: Micky Arison
Chief Executive Officer: Nick Arison
President: Pat Riley
Head Coach: Erik Spoelstra
Assistant Coaches: Bob McAdoo, Keith Askins, Ron Rothstein, David Fizdale, Chad Kammerer
Head Athletic Trainer: Jay Sabol
Vice President, Sports Media Relations: Tim Donovan
Director of Sports Media Relations: Rob Wilson
Assistant Director of Sports Media Relations: Michael Lissack
Sports Media Relations Manager: Nick Maiorana
Home Court: AmericanAirlines Arena (19,600) - opened in 2000
Colors: Red, Yellow, Black and White
Radio: The Ticket 790 AM- Mike Inglis, John Crotty
WQBA (1140 AM) - Jose Paneda, Joe Pujala (Spanish)
Television: Sun Sports - Eric Reid, Tony Fiorentino, Jason Jackson

FRANCHISE TIMELINE

Miami Heat (founded 1988-89)

ALL-TIME WIN / LOSS

	Home	Away	Neutral	Overall
Lakers vs. Heat	19-6	11-14	-	30-20

2012-13 RESULTS

1/17/13 vs. Miami 90-99 (L) Bryant - 22 James - 39
2/10/13 @ Miami 97-107 (L) Bryant - 28 James - 32

2013-14 MEETINGS

12/25/13 vs. Miami 2:00 pm (ABC)
1/23/14 @ Miami 8:00 pm (TNT)

LAKERS PLAYER CAREER STATISTICS VS. MIAMI

	G	GS	MIN	FG	FGA	FG%	FG3	FG3A	FG3%	FT	FTA	FT%	OFF	DEF	TOT	AST	PF	DQ	STL	TO	BLK	PTS	P/G	HI
Blake	18	9	402	39	96	.406	27	62	.435	12	13	.923	3	33	36	54	26	0	10	18	0	117	6.5	21
Bryant	31	27	1164	274	601	.456	35	117	.299	187	224	.835	37	105	142	131	90	1	46	97	9	770	24.8	42
Farmar	12	0	205	38	90	.422	16	47	.340	13	16	.813	2	12	14	28	13	0	11	10	2	105	8.8	24
Gasol	23	22	827	145	315	.460	1	10	.100	81	107	.757	70	128	198	65	60	0	15	46	32	372	16.2	28
Henry	3	2	63	4	15	.267	1	4	.250	5	5	1.000	0	6	6	5	5	0	0	2	0	14	4.7	6
Hill	3	0	34	5	10	.500	0	0	---	2	4	.500	5	4	9	1	4	0	1	1	0	12	4.0	6
Johnson	4	2	68	8	29	.276	3	13	.231	6	9	.667	2	6	8	7	2	0	4	10	2	25	6.3	13
Kaman	13	11	342	62	132	.470	0	0	---	12	16	.750	19	65	84	10	44	2	5	18	17	136	10.5	22
Meeks	12	3	205	37	76	.487	21	45	.467	3	3	1.000	2	15	17	8	16	0	11	4	0	98	8.2	21
Nash	30	25	980	161	308	.523	52	93	.559	94	100	.940	9	72	81	248	45	0	26	96	1	468	15.6	30
Williams	11	1	174	19	48	.396	8	25	.320	8	8	1.000	5	22	27	10	24	0	3	3	1	54	4.9	11
Young	16	5	379	79	172	.459	21	54	.389	35	42	.833	7	13	20	14	31	0	8	22	1	214	13.4	38

CURRENT STREAK

Lost 2

LAST HOME LOSS

1/17/13 (90-99)

MOST POINTS ALLOWED

118 vs. Miami, 1/15/07

CURRENT HOME STREAK

Lost 1

LAST ROAD LOSS

2/10/13 (97-107)

FEWEST POINTS SCORED

80 vs. Miami, 12/25/10

CURRENT ROAD STREAK

Lost 5

LARGEST WINNING MARGIN

47 @ Miami, 11/23/88 (138-91)

FEWEST POINTS ALLOWED

75 @ Miami, 12/13/89

LAST HOME WIN

3/4/12 (93-83)

LARGEST LOSING MARGIN

17 @ Miami, 11/25/97 (103-86)

HIGH INDIV. GAME (LAKERS)

42, K. Bryant vs. Miami, 12/25/04

LAST ROAD WIN

2/10/08 (104-94)

MOST POINTS SCORED

138 @ Miami, 11/23/88

HIGH INDIV. GAME (HEAT)

40, D. Wade @ Miami, 12/25/06





LAKERS VS. HEAT GAME-BY-GAME RESULTS (30-20)

Date	H/A	Score	W/L
11/23/88	A	138-91	W
1/6/89	H	118-86	W
3/8/89	A	127-87	W
4/16/89	H	121-108	W
12/13/89	A	102-75	W
1/7/90	H	132-93	W
3/12/91	A	102-95	W
4/5/91	H	108-87	W
11/27/91	A	89-87	W
1/5/92	H	123-111	W
12/28/92	A	96-107	L
1/10/93	H	89-101	L
12/23/93	A	92-109	L
3/21/94	H	84-81	W
1/8/95	H	122-105	W
3/7/95	A	104-110	L
1/15/96	H	96-88	W
3/27/96	A	106-95	W
1/10/97	H	94-85	W
3/21/97	A	97-98	L
11/25/97	A	103-86	L
1/17/98	H	108-99	W
3/5/00	H	93-80	W
3/20/00	A	100-89	W
12/19/00	A	81-79	W
1/21/01	H	103-92	L
1/16/02	H	96-102	L
4/7/02	A	96-88	W
11/26/02	A	97-85	L
1/12/03	H	106-81	W
11/16/03	H	99-77	W
2/10/04	A	98-83	W
12/25/04	H	102-104*	L
3/17/05	A	89-102	L
12/25/05	A	92-97	L
1/16/06	H	100-92	W
12/25/06	A	85-101	L
1/15/07	H	124-118*	W
2/10/08	A	104-94	W
2/28/08	H	106-88	W
12/19/08	A	87-89	L
1/11/09	H	108-105	W
12/4/09	H	108-107	W
3/4/10	A	111-114*	L
12/25/10	H	80-96	L
3/10/11	A	88-94	L
1/19/12	A	87-98	L
3/4/12	H	93-83	W
1/17/13	H	90-99	L
2/10/13	A	97-107	L



* indicates number of overtimes



MILWAUKEE BUCKS



Milwaukee Bucks

1001 N. Fourth Street, Milwaukee, WI 53203
phone: (414) 227-0500 / fax: (414) 894-4890 / www.bucks.com

BASKETBALL DIRECTORY / GENERAL INFORMATION

President: Herb Kohl
General Manager: John Hammond
Head Coach: Larry Drew
Assistant Coaches: Jim Cleamons, Bob Bender, Nick Van Exel, Scott Williams, Josh Oppenheimer
Head Athletic Trainer: Scott Barthlana
Vice President of Public Relations: Dan Smyczek
Public Relations Manager: Mark Rosenberg
Public Relations Coordinator: Kristen Deahl
Home Court: BMO Harris Bradley Center (18,717) - opened in 1988
Colors: Forest Green, Red and Silver
Radio: 620 WTMJ - Ted Davis, Dennis Krause (analyst / home games)
Television: FOX Sports Wisconsin - Jim Paschke, Jon McGlocklin

FRANCHISE TIMELINE

Milwaukee Bucks (founded 1968-69)

ALL-TIME WIN / LOSS

	Home	Away	Neutral	Overall
Lakers vs. Bucks	49-12	27-34	2-0	78-46

2012-13 RESULTS

1/15/13 vs. Milwaukee 104-88 (W) Bryant - 31 Ellis - 17
3/28/13 @ Milwaukee 103-113 (L) Bryant - 30 Sanders - 21

2013-14 MEETINGS

12/31/13 vs. Milwaukee 7:30 pm
3/27/14 @ Milwaukee 7:00 pm

LAKERS PLAYER CAREER STATISTICS VS. MILWAUKEE

	G	GS	MIN	FG	FGA	FG%	FG3	FG3A	FG3%	FT	FTA	FT%	OFF	DEF	TOT	AST	PF	DQ	STL	TO	BLK	PTS	P/G	HI
Blake	20	10	571	58	148	.392	31	78	.397	11	13	.846	9	35	44	92	38	0	17	35	0	158	7.9	21
Bryant	30	27	1107	244	559	.436	38	117	.325	211	230	.917	44	110	154	144	79	0	40	82	16	737	24.6	43
Farmar	11	2	250	36	96	.375	15	44	.341	16	24	.667	4	22	26	40	13	0	5	19	1	103	9.4	20
Gasol	19	19	697	143	250	.572	0	6	.000	90	116	.776	51	151	202	71	52	0	12	49	37	376	19.8	33
Henry	2	0	34	4	9	.444	0	0	---	0	0	---	3	3	6	1	4	0	0	2	0	8	4.0	6
Hill	3	0	51	10	23	.435	0	0	---	5	6	.833	9	9	18	0	7	0	3	2	2	25	8.3	10
Johnson	4	2	102	12	36	.333	5	17	.294	5	7	.714	6	10	16	4	8	0	1	8	2	34	8.5	14
Kaman	14	14	407	65	145	.448	0	0	---	21	30	.700	30	82	112	17	45	1	5	28	24	151	10.8	22
Meeks	11	6	277	36	90	.400	17	47	.362	20	22	.909	2	23	25	14	14	0	8	6	0	109	9.9	27
Nash	29	25	917	192	349	.550	51	99	.515	88	98	.898	21	69	90	270	48	0	23	94	3	523	18.0	37
Sacre	1	0	8	0	1	.000	0	0	---	0	2	.000	1	1	2	0	2	0	0	0	0	0	0.0	0
Williams	6	0	106	7	27	.259	2	14	.143	1	2	.500	8	18	26	2	14	0	3	6	2	17	2.8	8
Young	19	7	466	86	192	.448	18	49	.367	42	47	.894	6	42	48	27	36	0	14	30	4	232	12.2	30

CURRENT STREAK

Lost 1

LAST HOME LOSS

12/21/10 (79-98)

MOST POINTS ALLOWED

130 vs. Milwaukee, 3/21/76

CURRENT HOME STREAK

Won 1

LAST ROAD LOSS

3/28/13 (103-113)

FEWEST POINTS SCORED

79 vs. Milwaukee, 12/21/10

CURRENT ROAD STREAK

Lost 2

LARGEST WINNING MARGIN

29 vs. Milwaukee, 11/15/83 (126-97)

FEWEST POINTS ALLOWED

77 vs. Milwaukee, 11/10/10

LAST HOME WIN

1/15/13 (104-88)

LARGEST LOSING MARGIN

34 @ Milwaukee, 2/5/71 (88-122)

HIGH INDIV. GAME (LAKERS)

44, J. West @ Milwaukee, 1/21/69

LAST ROAD WIN

11/16/10 (118-107)

MOST POINTS SCORED

137 @ Milwaukee, 11/14/78

HIGH INDIV. GAME (BUCKS)

50, K. Abdul-Jabbar vs. Mil., 3/17/73





LAKERS VS. BUCKS GAME-BY-GAME RESULTS (78-46)

Date	H/A	Score	W/L	Date	H/A	Score	W/L
11/6/68	N	128-115	W	11/5/94	A	96-97	L
12/1/68	H	119-112	W	1/6/95	H	106-98	W
1/21/69	A	122-105	W	12/19/95	A	109-105	W
1/31/69	H	105-104	W	3/15/96	H	117-95	W
2/16/69	A	97-106	L	12/18/96	A	111-105	W
3/14/69	H	111-103	W	3/26/97	H	106-84	W
10/24/69	H	123-112	W	1/7/98	H	114-102	W
11/26/69	A	81-100	L	2/24/98	A	98-81	W
1/14/70	A	113-115	L	1/12/00	A	103-94	W
2/6/70	H	105-118	L	1/28/00	H	117-89	W
2/15/70	A	98-96	W	12/12/00	H	105-109	L
2/20/70	H	119-114	W	3/21/01	A	100-107	L
11/20/70	H	100-117	L	11/27/01	H	104-85	W
12/21/70	A	88-113	L	2/26/02	A	99-89	W
2/5/71	H	116-93	W	11/24/02	H	111-99	W
2/11/71	A	88-122	L	3/15/03	A	98-94	W
3/3/71	A	97-112	L	11/4/03	A	113-107	W
11/21/71	H	112-105	W	3/21/04	H	104-103*	W
1/9/72	A	104-120	L	11/23/04	H	100-96	W
2/4/72	H	118-105	W	11/30/04	A	95-90	W
3/1/72	N	109-108	W	12/6/05	A	111-92	W
3/17/72	H	123-107	W	3/24/06	H	101-96	W
11/14/72	A	95-92	W	11/28/06	H	105-109	L
12/5/72	H	116-94	W	3/7/07	A	90-110	L
1/7/73	A	92-99	L	11/21/07	A	103-110	L
2/9/73	A	88-109	L	1/11/08	H	110-105	W
2/25/73	H	91-82	W	12/7/08	H	105-92	W
3/27/73	H	84-85	L	4/1/09	A	104-98	W
11/7/73	A	92-109	L	12/16/09	A	107-106*	W
12/18/73	H	109-107	W	1/10/10	H	95-77	W
1/20/74	A	90-94	L	11/16/10	A	118-107	W
1/27/74	H	99-92	W	12/21/10	H	79-98	L
2/27/74	A	110-108	W	1/28/12	A	89-100	L
3/20/74	H	120-114	W	1/15/13	H	104-88	W
11/1/74	H	109-86	W	3/28/13	A	103-113	L
11/26/74	A	105-102	W				
3/14/75	A	105-104	W				
3/23/75	H	116-97	W				
10/28/75	A	99-92	W				
11/21/75	H	116-104	W				
1/11/76	A	89-95	L				
3/17/76	A	96-109	L				
3/21/76	H	111-130	L				
11/23/76	A	117-114	W				
12/26/76	H	107-99	W				
2/1/77	H	136-115	W				
3/14/77	A	106-110	L				
10/18/77	A	112-117	L				
12/6/77	H	109-108	W				
1/27/79	H	131-114	W				
4/4/78	A	103-102	W				
11/14/78	A	137-119	W				
12/8/78	H	101-85	W				
1/28/79	H	111-109	W				
2/16/79	A	98-99	L				
10/31/79	A	106-110	L				
12/2/79	H	116-103	W				
1/6/80	A	103-113	L				
1/27/80	H	112-102	W				
2/29/80	H	117-126*	L				
3/4/80	A	127-124	W				
11/23/80	H	94-110	L				
2/25/81	A	108-126	L				
1/10/82	A	107-118	L				
1/26/82	H	94-96	L				
1/26/83	H	115-113	W				
3/2/83	A	127-117	W				
11/15/83	H	126-97	W				
3/20/84	A	99-94	W				
11/16/84	H	96-89	W				
1/15/85	A	105-115	L				
12/18/85	A	107-105	W				
1/28/86	H	125-115	W				
11/23/86	H	127-117	W				
12/10/86	A	93-116	L				
11/22/87	H	116-124*	L				
12/4/87	A	83-85	L				
12/11/88	A	94-95	L				
4/2/89	H	118-117	W				
1/19/90	A	102-103	L				
1/26/90	H	100-91	W				
3/7/91	A	94-99	L				
3/22/91	H	92-99	L				
11/24/91	H	102-97	W				
12/3/91	A	94-126	L				
12/13/92	H	114-96	W				
1/3/93	A	101-109	L				
3/7/94	A	106-84	W				
3/27/94	H	110-101	W				

* indicates number of overtimes



MINNESOTA TIMBERWOLVES



Minnesota Timberwolves

600 First Avenue North, Minneapolis, MN 55403

phone: (612) 673-1600 / fax: (612) 673-8385 / www.timberwolves.com

BASKETBALL DIRECTORY / GENERAL INFORMATION

Owner: Glen Taylor

President of Basketball Operations & Minority Owner: Phil "Flip" Saunders

Head Coach: Rick Adelman

Assistant Coaches: Terry Porter, Jack Sikma, T.R. Dunn, David Adelman

Head Athletic Trainer: Gregg Farnam

Vice President of Communications: Brad Ruitter

Public Relations Manager: Aaron Seehusen

Communications Manager: Dan Bell

Home Court: Target Center (19,356) - opened in 1990

Colors: Green, Blue and Silver

Radio: WCCO (AM 830) - Alan Horton

Television: Fox Sports North - Dave Benz, Jim Petersen

FRANCHISE TIMELINE

Minnesota Timberwolves (founded 1989-90)

ALL-TIME WIN / LOSS

	Home	Away	Neutral	Overall
Lakers vs. Wolves	39-6	31-15	-	70-21

2012-13 RESULTS

2/1/13	@ Minnesota	111-100 (W)	Gasol - 22	Shved - 18
2/28/13	vs. Minnesota	116-94 (W)	Bryant - 33	Barea - 20
3/27/13	@ Minnesota	120-117 (W)	Bryant - 31	Pekovic - 19

2013-14 MEETINGS

11/10/13	vs. Minnesota	6:30 pm
12/20/13	vs. Minnesota	7:30 pm (ESPN)
2/4/14	@ Minnesota	7:00 pm
3/28/14	@ Minnesota	7:00 pm

LAKERS PLAYER CAREER STATISTICS VS. MINNESOTA

	G	GS	MIN	FG	FGA	FG%	FG3	FG3A	FG3%	FT	FTA	FT%	OFF	DEF	TOT	AST	PF	DQ	STL	TO	BLK	PTS	P/G	HI
Blake	30	16	716	76	177	.429	34	89	.382	13	15	.867	10	55	65	134	41	1	13	40	1	199	6.6	14
Bryant	59	51	2073	503	1104	.456	81	225	.360	339	399	.850	69	244	313	300	117	0	68	172	35	1426	24.2	50
Farmer	14	0	290	43	100	.430	17	50	.340	8	12	.667	4	29	33	43	16	0	20	17	1	111	7.9	14
Gasol	39	38	1371	274	509	.538	1	2	.500	176	214	.822	101	262	363	119	77	0	23	72	68	725	18.6	30
Henry	6	0	65	8	21	.381	0	0	---	2	4	.500	1	9	10	4	5	0	2	4	0	18	3.0	6
Hill	10	0	105	13	33	.394	0	1	.000	6	6	1.000	8	24	32	2	18	0	2	4	3	32	3.2	14
Johnson	3	2	88	15	41	.366	3	11	.273	3	3	1.000	3	9	12	8	7	0	3	6	0	36	12.0	15
Kaman	27	23	768	132	274	.482	0	1	.000	59	86	.686	67	169	236	32	74	1	19	45	38	323	12.0	25
Meeks	8	4	183	25	60	.417	12	35	.343	16	17	.941	4	14	18	10	5	0	4	4	0	78	9.8	16
Nash	56	51	1767	308	611	.504	78	195	.400	149	157	.949	30	157	187	522	80	1	31	154	5	843	15.1	31
Sacre	1	0	5	2	2	1.000	0	0	---	0	0	---	0	1	1	0	0	0	0	0	0	4	4.0	4
Williams	5	1	78	13	23	.565	6	9	.667	0	0	---	5	6	11	5	8	0	1	2	3	32	6.4	13
Young	10	4	195	19	73	.260	8	23	.348	11	20	.550	3	17	20	11	11	0	3	9	1	57	5.7	15

CURRENT STREAK

Won 22

LAST HOME LOSS

12/2/05 (108-113)

MOST POINTS ALLOWED

126 vs. Minnesota, 3/31/93

CURRENT HOME STREAK

Won 13

LAST ROAD LOSS

3/6/07 (107-117 2OT)

FEWEST POINTS SCORED

74 @ Minnesota, 11/9/05

CURRENT ROAD STREAK

Won 11

LARGEST WINNING MARGIN

33 vs. Minnesota, 2/9/00 (114-81)

FEWEST POINTS ALLOWED

73 vs. Minnesota, 3/26/04

LAST HOME WIN

2/28/13 (116-94)

LARGEST LOSING MARGIN

18 @ Minnesota, 1/11/02 (102-120)

HIGH INDIV. GAME (LAKERS)

50, K. Bryant vs. Minnesota, 3/18/07

LAST ROAD WIN

3/27/13 (120-117)

MOST POINTS SCORED

132 @ Minnesota, 1/30/09

HIGH INDIV. GAME (WOLVES)

35, S. Marbury vs. Minnesota, 1/30/98





LAKERS VS. TIMBERWOLVES GAME-BY-GAME RESULTS (70-21)

Date	H/A	Score	W/L	Date	H/A	Score	W/L
12/20/89	A	106-97*	W	2/1/13	A	111-100	W
3/4/90	H	115-96	W	2/28/13	H	116-94	W
3/17/90	A	101-99	W	3/27/13	A	120-117	W
4/19/90	H	113-89	W				
12/6/90	A	83-73	W				
12/23/90	H	118-94	W				
2/13/91	H	120-106	W				
3/5/91	A	85-94	L				
11/10/91	H	96-86	W				
12/19/91	A	85-93	L				
2/11/92	A	116-108	W				
3/20/92	H	131-121	W				
12/6/92	H	107-85	W				
1/6/93	A	98-78	W				
3/31/93	H	113-126	L				
4/20/93	A	107-95	W				
11/27/93	A	96-92	W				
12/5/93	H	89-101	L				
3/13/94	A	90-88	W				
3/29/94	H	91-89	W				
11/9/94	A	122-99	W				
12/20/94	H	108-95	W				
3/5/95	H	105-102	W				
3/10/95	A	103-109	L				
11/7/95	A	92-93	L				
1/9/96	H	106-104	W				
4/10/96	A	111-90	W				
4/20/96	H	106-92	W				
11/3/96	H	91-85	W				
12/8/96	H	110-86	W				
12/21/96	A	88-103	L				
2/12/97	A	100-84	W				
11/19/97	H	118-93	W				
12/16/97	A	109-96	W				
1/30/98	H	121-114	W				
2/27/98	A	104-91	W				
2/11/99	A	75-86	L				
3/16/99	A	107-101	W				
4/9/99	H	96-89	W				
12/17/99	A	97-88	W				
1/15/00	A	104-91	W				
2/9/00	H	114-81	W				
4/16/00	H	101-95	W				
11/24/00	H	115-108	W				
1/31/01	A	96-83	L				
4/8/01	A	104-99	W				
4/12/01	H	119-102	W				
12/10/01	H	102-76	W				
1/11/02	A	102-120	L				
2/27/02	A	101-112	L				
4/11/02	H	96-83	W				
11/29/02	H	110-107	L				
12/17/02	A	96-80	L				
3/7/03	H	106-96	W				
3/14/03	A	106-99	W				
1/6/04	A	90-106	L				
1/30/04	H	84-97	L				
3/12/04	A	86-96	L				
3/26/04	H	90-73	W				
1/10/05	A	105-96	W				
1/19/05	H	93-90	W				
3/31/05	H	96-105	L				
11/9/05	A	74-88	L				
12/2/05	H	108-113	L				
12/10/05	A	82-95	L				
3/15/06	H	92-89	W				
11/7/06	H	95-88	W				
12/20/06	A	111-94	W				
3/6/07	A	107-117**	L				
3/18/07	H	109-102	W				
11/9/07	H	107-93	W				
12/4/07	A	116-95	W				
2/13/08	A	117-92	W				
12/14/08	H	98-86	W				
1/30/09	A	132-119	W				
2/22/09	A	111-108	W				
3/6/09	H	110-90	W				
12/11/09	H	104-92	W				
3/19/10	H	104-96	W				
4/9/10	A	97-88	W				
11/9/10	H	99-94	W				
11/19/10	A	112-95	W				
3/1/11	A	90-79	W				
3/18/11	H	106-98	W				
1/29/12	A	106-101	W				
2/29/12	H	104-85	W				
3/9/12	A	105-102	W				
3/16/12	H	97-92	W				



* indicates number of overtimes



NEW ORLEANS PELICANS



New Orleans Pelicans

5800 Airline Drive, Metairie, LA 70003

phone: (504) 593-4700 / fax: (504) 593-4702 / www.pelicans.com

BASKETBALL DIRECTORY / GENERAL INFORMATION

Owner / Chairman of the Board: Tom Benson

Owner / Vice Chairman of the Board: Rita Benson Le Blanc

General Manager: Dell Demps

Head Coach: Monty Williams

Assistant Coaches: Randy Ayers, Dave Hanners, Bryan Gates, Fred Vinson, Kevin Hanson

Head Athletic Trainer: Jon Ishop

Senior Vice President of Communications / Broadcasting: Greg Bensef

Executive Director of Communications: Harold Kaufman

Director of Basketball Communications: Matt Ryan

Home Court: New Orleans Arena (17,003) - opened in 1999

Colors: Blue, Gold and Red

Radio: WWL (105.3 FM) - Sean Kelley, John DeShazier

Television: Fox Sports New Orleans - Joel Meyers, David Wesley, Jen Hale

FRANCHISE TIMELINE

Charlotte Hornets	(founded 1988-89)	W/L: 21-8
New Orleans Hornets	(founded 2002-03)	W/L: 27-9
NO/Oklahoma City	(2005-07)	
New Orleans Pelicans	(founded 2013-14)	

ALL-TIME WIN / LOSS

	Home	Away	Neutral	Overall
All-Time Totals	25-8	23-9	-	48-17
Lakers vs. New Orleans	14-4	13-5	-	27-9

2012-13 RESULTS

12/5/12 @ New Orleans	103-87 (W)	Bryant - 29	Anderson - 31
11/29/13 vs. New Orleans	111-106 (W)	Howard - 24	Gordon - 25
3/6/13 @ New Orleans	108-102 (W)	Bryant - 42	Gordon - 18
4/9/13 vs. New Orleans	104-96 (W)	Bryant - 30	Gordon - 22

2013-14 MEETINGS

11/8/13 @ New Orleans	7:00 pm
11/12/13 vs. New Orleans	7:30 pm
3/4/14 vs. New Orleans	7:30 pm

LAKERS PLAYER CAREER STATISTICS VS. NEW ORLEANS

	G	GS	MIN	FG	FGA	FG%	FG3	FG3A	FG3%	FT	FTA	FT%	OFF	DEF	TOT	AST	PF	DQ	STL	TO	BLK	PTS	P/G	HI
Blake	32	15	791	77	194	.397	32	98	.327	12	18	.667	14	59	73	116	53	1	25	35	4	198	6.2	15
Bryant	46	42	1702	402	887	.453	68	200	.340	311	353	.881	53	199	252	216	118	2	67	133	25	1183	25.7	50
Farmer	14	0	281	38	107	.355	12	53	.226	9	18	.500	6	27	33	42	21	0	14	13	2	97	6.9	12
Gasol	36	34	1290	240	438	.548	1	6	.167	172	215	.800	89	245	334	121	82	0	17	85	50	653	18.1	34
Hill	5	0	63	7	14	.500	0	0	---	4	7	.571	7	13	20	2	10	0	2	3	4	18	3.6	9
Johnson	7	6	207	27	66	.409	11	32	.344	2	2	1.000	3	17	20	17	15	0	5	6	4	67	9.6	24
Kaman	23	22	664	83	184	.451	0	0	---	40	57	.702	45	115	160	28	55	0	13	55	26	206	9.0	18
Meeks	8	3	167	20	57	.351	12	33	.364	9	13	.692	1	12	13	2	10	0	7	3	0	61	7.6	19
Nash	42	37	1346	219	432	.507	56	141	.397	90	106	.849	20	99	119	368	70	0	30	122	3	584	13.9	32
Sacre	2	0	7	0	1	.000	0	0	---	0	0	---	0	0	0	2	0	0	0	0	1	0	0.0	0
Williams	5	0	89	18	31	.581	8	15	.533	4	5	.800	1	15	16	4	9	0	1	4	3	48	9.6	17
Young	12	5	299	55	119	.462	14	44	.318	34	42	.810	6	22	28	10	28	0	6	17	1	158	13.2	30

CURRENT STREAK

Won 11

LAST HOME LOSS

1/6/09 (105-116)

MOST POINTS ALLOWED

141 @ Charlotte, 11/24/93
118 vs. New Orleans, 11/6/07

CURRENT HOME STREAK

Won 8

LAST ROAD LOSS

3/29/10 (100-108)

FEWEST POINTS SCORED

78 @ Charlotte, 11/6/96
82 vs. New Orleans, 12/13/02

CURRENT ROAD STREAK

Won 6

LARGEST WINNING MARGIN

41 vs. Charlotte, 3/12/02 (107-66)
29 @ New Orleans, 1/9/08 (109-80)

FEWEST POINTS ALLOWED

66 vs. Charlotte, 3/12/02
76 vs. New Orleans, 11/28/04

LAST HOME WIN

4/9/13 (104-96)

LARGEST LOSING MARGIN

19 @ New Orleans, 11/7/03 (95-114)

HIGH INDIV. GAME (LAKERS)

50, K. Bryant @ New Orleans, 3/23/07

LAST ROAD WIN

3/6/13 (108-102)

MOST POINTS SCORED

128 vs Charlotte, 1/5/91
115 vs. New Orleans (OT), 2/20/09
115 vs. New Orleans, 4/19/06

HIGH INDIV. GAME (HORNETS)

40, D. West vs. New Orleans, 1/6/09





LAKERS VS. PELICANS GAME-BY-GAME RESULTS (48-17)

Date	H/A	Score	W/L
1/27/89	H	114-97	W
3/10/89	A	123-90	W
11/10/89	H	106-100	W
12/12/89	A	103-89	W
3/12/90	A	107-102	W
3/20/90	H	109-97	W
1/15/91	H	128-103	W
1/24/91	A	113-93	W
12/4/91	A	106-124	L
1/15/92	H	95-93	W
1/29/93	A	123-108	W
3/7/93	H	101-105	L
11/24/93	A	124-141	L
1/14/94	H	122-130	L
1/23/95	A	108-102	W
2/24/95	H	95-93*	W
3/24/96	H	94-103	L
4/2/96	A	97-102	L
11/6/96	A	78-88	L
1/8/97	H	101-97	W
12/20/97	A	109-100	W
1/11/98	H	98-93	L
2/16/99	H	116-88	W
1/7/00	H	87-83	W
2/16/00	A	92-85	W
2/2/01	H	93-87	W
2/16/01	A	99-94	W
2/22/02	A	96-94	W
3/12/02	H	107-66	W
12/13/02	H	82-98	L
1/15/03	A	90-82	W
11/7/03	A	95-114	L
3/30/04	H	107-88	W
11/9/04	A	106-98	W
11/28/04	H	89-76	W
12/22/04	H	101-89	W
2/4/06	A	90-106	L
3/8/06	A	113-107	W
3/26/06	H	105-94	W
4/19/06	H	115-95	W
12/6/06	H	89-105	L
1/20/07	A	103-113	L
3/23/07	A	111-105	W
11/6/07	H	104-118	L
1/9/08	A	109-80	W
3/14/08	A	98-108	L
4/11/08	H	107-104	W
11/12/08	A	93-96	W
12/23/08	A	100-87	W
1/6/09	H	105-116	L
2/20/09	H	115-111*	W
11/8/09	H	104-88	W
12/1/09	H	110-99	W
3/29/10	A	100-108	L
12/29/10	A	103-88	W
1/7/11	H	101-97	W
2/5/11	A	101-95	W
3/27/11	H	102-84	W
3/14/12	A	107-101*	W
3/31/12	H	88-85	W
4/9/12	A	93-91	W
12/5/12	A	103-87	W
1/29/13	H	111-106	W
3/6/13	A	108-102	W
4/9/13	H	104-96	W



* indicates number of overtimes



NEW YORK KNICKS



New York Knicks

Two Pennsylvania Plaza, New York, NY 10121
phone: (212) 465-6471 / fax: (212) 465-6498 / www.nyknicks.com

BASKETBALL DIRECTORY / GENERAL INFORMATION

Exec. Chairman, The Madison Square Garden Company: James L. Dolan
Exec. VP, Basketball Operations & General Manager: Glen Grunwald
Head Coach: Mike Woodson
Assistant Coaches: Herb Williams, Jim Todd, Darrell Walker
Head Athletic Trainer: Roger Hinds
Vice President, Public Relations: Jonathan Supranowitz
Manager, Media Relations: Gregg Schwartz
Home Court: Madison Square Garden (19,033) - opened in 1968
Colors: Orange, Blue and White
Radio: ESPN Radio (98.7 FM) - Spero Dedes, Brendan Brown
Television: MSG Network - Mike Breen, Walt Frazier

FRANCHISE TIMELINE

New York Knicks (founded 1946-47)

ALL-TIME WIN / LOSS

	Home	Away	Neutral	Overall
Minneapolis Era	24-12	10-26	12-7	46-45
Los Angeles Era	61-26	50-40	7-2	118-68
All-Time Totals	85-38	60-66	19-9	164-113

2012-13 RESULTS

12/13/12 @ New York 107-116 (L) Bryant - 31 Anthony - 30
12/25/12 vs. New York 100-94 (W) Bryant - 34 Anthony - 34

2013-14 MEETINGS

1/26/14 @ New York 3:30 pm (ABC)
3/25/14 vs. New York 7:30 pm (TNT)

LAKERS PLAYER CAREER STATISTICS VS. NEW YORK

	G	GS	MIN	FG	FGA	FG%	FG3	FG3A	FG3%	FT	FTA	FT%	OFF	DEF	TOT	AST	PF	DQ	STL	TO	BLK	PTS	P/G	HI
Blake	16	5	385	38	104	.365	19	57	.333	17	19	.895	5	23	28	55	29	0	19	16	1	112	7.0	19
Bryant	32	28	1134	295	623	.474	50	129	.388	230	276	.833	38	137	175	139	77	0	43	82	13	870	27.2	61
Farmar	13	1	269	38	100	.380	18	51	.353	4	5	.800	3	25	28	41	25	0	9	18	1	98	7.5	19
Gasol	18	18	651	126	252	.500	2	4	.500	98	131	.748	49	128	177	67	46	1	10	36	36	352	19.6	36
Henry	3	0	38	5	11	.455	0	0	---	0	0	---	0	4	4	0	1	0	1	2	1	10	3.3	6
Hill	6	0	101	14	28	.500	0	0	---	8	9	.889	11	19	30	4	15	0	1	5	3	36	6.0	14
Johnson	3	3	89	8	17	.471	4	9	.444	0	0	---	2	5	7	6	5	0	0	3	3	20	6.7	15
Kaman	15	12	459	77	155	.497	0	0	---	38	43	.884	30	97	127	22	49	1	4	28	17	192	12.8	22
Meeks	12	4	235	28	70	.400	16	49	.327	12	13	.923	1	21	22	6	15	0	8	9	1	84	7.0	19
Neash	27	24	884	141	309	.456	34	96	.354	75	87	.862	15	87	102	246	39	0	22	74	1	391	14.5	28
Sacre	1	0	7	0	1	.000	0	0	---	0	0	---	1	1	2	0	2	0	0	0	0	0	0.0	0
Williams	6	1	65	6	21	.286	2	9	.222	3	4	.750	2	6	8	5	8	1	2	2	2	17	2.8	6
Young	21	6	566	98	226	.434	31	76	.408	39	48	.813	3	35	38	23	38	0	8	28	5	266	12.7	33

CURRENT STREAK

Won 1

LAST HOME LOSS

2/13/07 (106-107)

MOST POINTS ALLOWED

142 @ New York, 12/31/57
140 @ New York, 2/12/65

CURRENT HOME STREAK

Won 6

LAST ROAD LOSS

12/13/12 (107-116)

FEWEST POINTS SCORED*

78 vs. New York, 4/1/01
78 vs. New York, 12/7/93

CURRENT ROAD STREAK

Lost 2

LARGEST WINNING MARGIN

33 @ New York, 1/31/06 (130-97)

FEWEST POINTS ALLOWED*

68 vs. New York, 2/26/92

LAST HOME WIN

12/25/12 (100-94)

LARGEST LOSING MARGIN

33 @ New York, 3/16/71 (82-115)

HIGH INDIV. GAME (LAKERS)

71, E. Baylor @ New York, 11/15/60

LAST ROAD WIN

2/11/11 (113-96)

MOST POINTS SCORED

152 vs. New York, 1/15/66

HIGH INDIV. GAME (KNICKS)

53, A. Houston vs. New York, 2/16/03





LAKERS VS. KNICKS GAME-BY-GAME RESULTS (164-113)

Date	H/A	Score	W/L	Date	H/A	Score	W/L	Date	H/A	Score	W/L	Date	H/A	Score	W/L
11/11/48	A	77-58	W	10/24/60	H	101-111	W	10/14/72	A	100-125	L	11/24/09	H	100-90	W
12/22/48	A	79-97	L	10/25/60	H	120-118	W	11/19/73	H	95-88	W	1/22/10	A	115-105	W
2/10/49	H	95-75	W	11/12/60	N	106-96	W	2/6/73	A	95-90	W	1/9/11	H	109-87	W
2/22/49	A	101-74	W	11/15/60	A	123-108	W	3/16/73	H	98-109	L	2/11/11	A	113-96	W
3/13/49	H	100-90	W	12/26/60	A	112-119	L	11/2/73	H	91-106	L	12/29/11	H	99-82	W
11/30/49	H	102-92	W	12/29/60	N	111-95	W	11/20/73	A	89-105	L	2/10/12	A	85-92	L
12/14/49	A	84-94	L	1/10/61	H	117-101	W	3/12/74	A	109-102	W	12/13/12	A	107-116	L
1/19/50	A	94-83	W	1/11/61	H	104-109	L	3/17/74	H	126-114	W	12/25/12	H	100-94	W
2/1/50	A	94-83	W	2/18/61	A	121-106	W	11/8/74	H	105-117	L				
3/4/50	A	86-75	L	3/1/61	N	144-107	W	12/3/74	A	95-100	L				
3/12/50	H	87-66	W	11/24/61	A	100-89	W	2/4/75	A	94-109	L				
11/16/50	A	69-71	L	1/17/62	H	129-121	W	3/18/75	H	100-109	L				
12/6/50	H	84-62	W	1/19/62	H	108-107	W	10/23/75	A	104-101	W				
1/10/51	H	70-65	W	2/6/62	A	112-116	L	11/7/75	H	105-97	W				
1/18/51	A	78-95	L	2/17/62	A	128-121	W	3/9/76	A	96-101	L				
3/8/51	A	94-97	L	2/22/62	N	118-116	W	3/12/76	H	113-95	W				
3/18/51	H	86-68	W	3/9/62	A	100-122	L	10/21/76	A	97-102	L				
11/10/51	A	89-73	W	3/12/62	N	119-106	W	11/5/76	H	121-126	L				
12/18/51	A	67-69	L	10/19/62	A	105-116	L	12/17/76	H	108-94	W				
1/6/52	H	107-92	W	10/31/62	H	115-95	W	2/8/77	A	107-125	L				
1/30/52	H	77-65	W	11/4/62	H	125-106	W	11/6/77	H	102-106	L				
2/19/52	A	96-98	L	12/10/62	A	132-112	W	1/3/78	H	120-117	W				
3/12/52	H	85-83	W	1/13/63	H	108-102	W	1/17/78	H	121-108	W				
11/13/52	A	91-100	L	1/30/63	N	116-115	W	3/14/78	A	135-117	W				
12/4/52	A	81-71	W	2/3/63	A	95-122	L	11/3/78	H	147-124	W				
12/6/52	H	85-78	W	2/26/63	A	116-125	L	1/9/79	A	106-94	W				
1/11/53	H	85-79	W	10/22/63	A	130-117	W	1/23/79	H	148-124	W				
2/5/53	H	81-73	W	11/6/63	H	111-109	W	1/21/80	H	132-114	W				
2/24/53	A	63-79	L	11/10/63	H	104-79	W	2/5/80	A	116-105	W				
10/31/53	A	67-91	L	11/26/63	A	119-112	W	2/5/81	H	96-87	W				
11/7/53	H	70-62	W	12/25/63	A	134-126	W	2/22/81	H	93-83	W				
12/12/53	H	71-67	W	1/8/64	H	136-118	W	2/3/82	H	94-98	L				
12/15/53	A	79-80	L	1/11/64	N	108-118	L	3/4/82	A	119-129*	L				
1/2/54	H	78-74	W	2/18/64	A	117-118	L	1/8/83	A	108-90	W				
2/3/54	N	91-79	W	10/17/64	A	113-109	W	4/1/83	H	102-88	W				
2/23/54	A	100-82	W	11/5/64	H	106-96	W	12/11/83	H	98-109	L				
3/10/54	H	76-85	L	11/10/64	H	108-101	W	1/3/84	A	105-117	L				
10/30/54	A	83-94	L	11/12/64	A	132-123*	W	2/1/85	H	105-104	W				
11/7/54	H	93-103*	L	12/21/64	H	125-113	W	2/24/85	A	119-114	W				
12/7/54	A	89-97	L	1/20/65	H	119-103	W	12/17/85	A	105-99	W				
12/12/54	H	80-73	W	1/22/65	H	117-107	W	2/2/86	H	96-103	L				
2/2/55	N	96-81	W	1/29/65	A	111-99	W	11/9/86	H	111-88	W				
2/3/55	H	90-83	W	2/17/65	A	117-98	W	12/9/86	A	113-87	W				
2/8/55	A	95-98	L	3/5/65	A	105-103	W	1/22/88	H	113-112	W				
2/8/55	N	121-118	L	10/23/65	A	101-106	L	3/9/88	A	104-99	W				
2/9/55	N	97-96	W	10/26/65	H	104-102	W	11/11/88	A	110-98	W				
3/7/55	N	92-98	L	10/28/65	H	140-116	W	1/24/89	H	117-122	L				
11/10/55	A	105-112	L	11/12/65	N	107-106	W	12/3/89	H	115-104	W				
12/1/55	N	97-90	L	12/7/65	A	127-131	L	1/23/90	A	118-97	W				
12/13/55	A	91-98	L	1/8/66	A	127-133	L	2/26/96	H	114-96	W				
1/20/56	N	109-122	L	1/15/66	H	152-123	W	11/5/96	A	98-92	W				
1/21/56	A	109-89	W	2/12/66	A	127-140	L	2/23/97	H	121-127**	L				
1/22/56	H	95-100	L	2/15/66	H	132-124	W	11/7/97	H	99-94	W				
1/25/56	H	104-95	W	3/8/66	A	132-133*	L	3/1/98	A	89-101	L				
2/15/56	N	113-102	W	10/18/66	A	119-122	L	3/28/99	H	99-91	W				
3/13/56	N	102-89	W	10/26/66	H	122-133	L	3/19/00	A	92-85	W				
12/4/56	A	88-101	L	11/28/66	H	124-114	W	4/2/00	H	106-82	W				
12/9/56	H	91-100	L	11/29/66	A	114-118	W	12/28/01	A	81-91	L				
12/12/56	N	121-103	W	12/28/66	A	115-121	L	2/24/02	A	107-91	W				
1/6/57	H	101-111	L	1/8/67	N	118-121	L	3/10/02	H	117-103	W				
1/17/57	N	93-94	L	2/7/67	A	122-117	W	2/6/03	A	114-109	W				
1/26/57	A	107-122	L	3/3/67	H	138-132	W	2/15/03	H	110-117	L				
2/14/57	N	99-97	L	3/7/67	A	131-119	W	11/19/03	A	104-83	W				
2/16/57	A	112-120	L	10/21/67	A	114-106	W	12/9/03	H	98-90	W				
3/3/57	H	119-108	W	11/1/67	H	113-129	L	2/28/05	A	115-117*	L				
11/13/57	N	124-106	W	12/2/67	A	122-106	W	3/29/05	H	117-107	W				
11/20/57	H	101-105	W	12/20/67	H	131-138	L	11/16/05	H	97-92	W				
11/21/57	N	123-124*	L	12/29/67	A	126-115	W	1/31/06	A	130-97	W				
12/31/57	A	116-142	L	1/10/68	H	101-115	L	1/30/07	A	94-99	L				
1/25/58	A	116-128	L	3/15/68	H	123-112	W	2/13/07	H	106-107	L				
1/26/58	H	106-109	L	10/19/68	A	118-96	W	12/23/07	A	95-90	W				
1/27/58	N	102-113	L	11/6/68	H	102-100	W	1/29/08	H	120-109	W				
2/8/58	A	93-94	L	11/10/68	H	130-109	W	12/16/08	H	116-114	W				
2/12/58	H	97-106	L	11/26/68	A	100-104	L	2/2/09	A	126-117	W				
11/8/58	H	100-108	L	2/18/69	A	113-109	W								
11/16/58	A	90-98	L	3/23/69	H	128-111	W								
12/9/58	A	97-110	L	10/18/69	A	96-99	N								
12/14/58	H	99-100	L	11/9/69	H	102-112	L								
1/2/59	H	107-97	W	11/25/69	A	96-103	L								
2/9/59	H	128-122	W	12/25/69	H	114-106	W								
2/20/59	N	116-106	W	2/17/70	A	93-114	L								
2/28/59	A	107-112	L	3/15/70	H	106-101	W								
3/5/59	N	135-115	W	10/20/70	A	100-115	L								
11/3/59	N	93-99	L	11/6/70	H	106-104	W								
11/18/59	H	105-106	L	2/16/71	H	130-115	W								
12/1/59	A	103-100	W	3/16/71	A	82-115	L								
12/31/59	A	102-127	L	3/21/71	H	101-98	W								
1/14/60	N	126-131	L	10/16/71	A	119-104	W								
1/23/60	H	104-115	L	11/7/71	H	103-96	W								
2/23/60	A	107-112	W	1/21/72	H	101-104	L								
3/2/60	N	123-113	W	2/8/72	A	107-102	W								
3/10/60	H	133-108	W	2/29/72	A	114-111	W								

* indicates number of overtimes; as available 1948-60



OKLAHOMA CITY THUNDER



Oklahoma City Thunder

100 W. Reno, Oklahoma City, OK 73102

phone: (405) 208-4800 / www.thunder.nba.com

BASKETBALL DIRECTORY / GENERAL INFORMATION

Chairman: Clayton I. Bennett

Executive Vice President & General Manager: Sam Presti

Head Coach: Scott Brooks

Assistant Coaches: Mark Bryant, Rex Kalamian, Brian Keefe, Robert Pack, Mike Terpstra

Head Athletic Trainer: Joe Sharpe

Director of Basketball Communications: Matt Tumbleson

Manager of Basketball Communications: Michael Ravina, John Read

Home Court: Chesapeake Energy Arena (18,203) - opened in 2002

Colors: Blue, Red, Yellow and Dark Blue

Radio: WWLS (98.1 FM, 640 AM) - Matt Pinto

WKY (930 AM) - Eleno Ormales (Spanish)

Television: Fox Sports Oklahoma - Brian Davis, Grant Long,

Lesley McCaslin

FRANCHISE TIMELINE

Seattle Sonics (founded 1967-68) WL: 128-83

Oklahoma City (founded 2008-09) WL: 10-7

ALL-TIME WIN / LOSS

	Home	Away	Neutral	Overall
All-Time Totals	85-31	53-59	-	138-90
Lakers vs. Oklahoma City	6-3	4-4	-	10-7

2012-13 RESULTS

12/7/12 @ Oklahoma City	108-114 (L)	Bryant - 35	Durant - 36
1/11/13 vs. Oklahoma City	101-116 (L)	Bryant - 28	Durant - 42
1/27/13 vs. Oklahoma City	105-96 (W)	Bryant - 21	Durant - 35
3/5/13 @ Oklahoma City	105-122 (L)	Bryant - 30	Westbrook - 37

2013-14 MEETINGS

12/13/13 @ Oklahoma City	7:00 pm (ESPN)
2/13/14 vs. Oklahoma City	7:30 pm (TNT)
3/9/14 vs. Oklahoma City	12:30 pm (ABC)
3/13/14 @ Oklahoma City	8:30 pm (TNT)

LAKERS PLAYER CAREER STATISTICS VS. OKLAHOMA CITY

	G	GS	MIN	FG	FGA	FG%	FG3	FG3A	FG3%	FT	FTA	FT%	OFF	DEF	TOT	AST	PF	DQ	STL	TO	BLK	PTS	P/G	HI
Blake	27	13	659	72	176	.409	31	78	.397	16	19	.842	12	43	55	111	46	0	20	31	3	191	7.1	19
Bryant	60	53	2170	528	1173	.450	90	261	.345	364	442	.824	66	216	282	263	170	1	88	162	20	1510	25.2	50
Farmar	18	2	373	60	122	.492	21	50	.420	11	17	.647	6	22	28	42	24	0	9	17	2	152	8.4	28
Gasol	38	37	1327	258	489	.528	0	4	.000	179	234	.765	90	231	321	133	65	0	19	88	61	695	18.3	44
Henry	6	0	88	7	28	.250	0	1	.000	14	22	.636	5	5	10	2	11	0	3	6	0	28	4.7	9
Hill	10	2	195	31	62	.500	0	2	.000	12	19	.632	24	25	49	3	23	0	5	10	9	74	7.4	14
Johnson	9	6	201	22	50	.440	9	21	.429	4	7	.571	6	16	22	15	16	0	5	8	1	57	6.3	13
Kaman	28	22	750	134	284	.472	0	0	---	57	82	.695	45	179	224	37	69	0	9	56	41	325	11.6	25
Meeks	10	2	184	32	68	.471	14	33	.424	11	13	.846	2	23	25	6	11	0	9	5	0	89	8.9	17
Nash	56	47	1735	290	580	.500	86	210	.410	114	126	.905	35	126	161	425	99	1	33	153	7	780	13.9	28
Sacre	2	1	23	3	6	.500	0	0	---	0	0	---	3	1	4	0	6	1	0	3	1	6	3.0	6
Williams	4	0	70	9	24	.375	2	8	.250	5	8	.625	6	11	17	1	9	0	3	4	7	25	6.3	13
Young	14	5	306	54	151	.358	18	44	.409	33	44	.750	7	19	26	13	34	0	4	13	2	159	11.4	32

CURRENT STREAK

Lost 1

LAST ROAD LOSS

3/5/13 (105-122)

FEWEST POINTS SCORED

75 vs. Oklahoma City, 3/26/10

CURRENT HOME STREAK

Won 1

LARGEST WINNING MARGIN

38 vs. Seattle, 2/2/68 (151-113)
18 @ Oklahoma City, 3/24/09 (107-89)

FEWEST POINTS ALLOWED

71 vs. Seattle, 3/19/96
85 vs. Oklahoma City, 11/22/09

CURRENT ROAD STREAK

Lost 3

LARGEST LOSING MARGIN

33 @ Seattle, 11/30/00 (121-88)
17 @ Oklahoma City, 3/5/13 (105-122)

HIGH INDIV. GAME (LAKERS)

50, K. Bryant vs. Seattle, 4/15/07
40, K. Bryant vs. Oklahoma City, 12/22/09

LAST HOME WIN

1/27/13 (105-96)

MOST POINTS SCORED

154 vs. Seattle, 1/21/68
114 vs. Oklahoma City, 4/22/12

HIGH INDIV. GAME (THUNDER)

47, B. Rule @ Seattle, 11/21/67
42, K. Durant vs. Oklahoma City, 1/11/13

LAST ROAD WIN

2/27/11 (90-87)

LAST HOME LOSS

1/11/13 (101-116)

MOST POINTS ALLOWED

137 @ Seattle, 11/21/67
122 @ Oklahoma City, 3/5/13





LAKERS VS. THUNDER GAME-BY-GAME RESULTS (138-90)

Date	H/A	Score	W/L	Date	H/A	Score	W/L	Date	H/A	Score	W/L
11/21/67	A	132-137	L	11/24/82	A	111-93	W	11/30/00	A	121-88	L
12/10/67	A	123-133	L	12/30/82	H	137-117	W	12/8/00	H	103-95	L
1/21/68	H	154-123	W	2/8/83	A	121-118	W	1/23/01	A	91-80	L
1/30/68	A	116-128	L	3/22/83	H	123-108	W	3/11/01	H	109-97	L
2/2/68	H	137-113	W	4/4/83	A	111-121	L	11/30/01	A	107-92	W
2/4/68	H	137-131	W	4/15/83	H	100-99	W	12/11/01	H	93-104	L
2/8/68	A	110-115	L	11/23/83	A	98-106	L	2/14/02	A	92-87	W
3/2/68	H	127-121	W	12/20/83	A	108-102	W	4/15/02	H	111-104	W
11/17/68	H	105-94	W	1/15/84	H	91-102	L	1/7/03	H	119-98	W
12/14/68	A	136-120	W	2/21/84	H	128-112	W	2/23/03	H	106-101	W
12/15/68	H	115-114	W	2/22/84	A	114-121	L	2/28/03	A	90-107	L
2/3/69	A	107-114	L	3/13/84	H	114-98	W	3/30/03	A	98-119	L
2/12/69	A	109-92	W	11/1/84	A	103-105	L	1/2/04	A	109-111	L
2/25/69	H	114-111*	W	11/25/84	H	94-105	L	1/28/04	H	96-82	W
10/25/69	A	130-106	W	12/1/84	A	122-124*	L	3/5/04	H	99-91	W
12/14/69	H	131-127	W	12/26/84	H	101-97	W	4/2/04	A	97-96	W
1/3/70	A	126-109	W	3/27/85	A	122-97	W	12/14/04	A	93-108	L
1/23/70	H	128-100	W	4/12/85	H	145-131	W	1/25/05	H	93-104	L
1/24/70	A	122-121*	W	11/29/85	H	108-107	W	3/20/05	H	100-102	L
3/22/70	H	121-118	W	1/11/86	A	99-105	L	4/8/05	A	117-94	W
11/19/70	A	110-111	L	3/9/86	A	108-106	W	11/24/05	H	108-96	W
11/22/70	H	149-124	W	3/13/86	A	105-92	W	3/12/06	H	113-120	L
12/11/70	A	126-118	W	3/29/86	A	87-88	L	3/31/06	A	106-93	W
1/29/71	H	122-115	W	4/1/86	H	109-104	W	11/3/06	H	118-112	W
2/26/71	H	145-121	W	11/4/86	A	110-96	W	11/5/06	A	101-117	L
3/6/71	A	109-121	L	11/12/86	H	122-97	W	4/6/07	A	112-109	W
10/30/71	A	106-115	L	1/28/87	A	101-125	L	4/15/07	H	109-98	W
11/12/71	H	115-107	W	3/4/87	H	138-124	W	11/27/07	H	106-99	W
11/25/71	A	139-115	W	4/2/87	A	115-114	W	1/14/08	A	123-121*	W
11/29/71	H	115-121	L	4/19/87	H	104-110	L	2/24/08	A	111-91	W
12/30/71	A	122-106	W	11/6/87	H	113-92	W	3/21/08	H	130-105	W
3/26/72	H	124-98	W	11/24/87	A	85-103	L	2/10/09	H	105-98	W
11/5/72	A	124-115	W	12/20/87	H	103-94	W	2/24/09	A	107-93	W
12/8/72	H	119-100	W	1/24/88	A	116-109	W	3/24/09	A	107-89	W
1/1/73	A	108-103	W	3/1/88	A	100-114	L	11/3/09	A	101-98*	W
1/28/73	H	130-94	W	4/5/88	H	94-90	W	11/22/09	H	101-85	W
2/13/73	H	101-98	W	11/11/88	H	114-103	W	12/22/09	H	111-108	W
3/25/73	A	109-93	W	11/17/88	A	98-101	L	3/26/10	A	75-91	L
10/19/73	H	118-91	W	11/30/88	H	110-106	W	1/17/11	H	101-94	W
11/9/73	A	118-111	W	1/3/89	A	106-116	L	2/27/11	A	90-87	W
12/7/73	H	111-115	L	4/4/89	A	115-97	W	4/10/11	H	106-120	L
12/26/73	A	105-129	L	4/23/89	H	121-117	W	2/23/12	A	85-100	L
2/15/74	H	112-96	W	1/17/90	H	100-90	W	3/29/12	H	93-102	L
2/23/74	A	118-116	W	2/28/90	A	112-107	W	4/22/12	H	114-106**	W
3/26/74	H	115-121	L	3/25/90	H	116-94	W	12/7/12	A	108-114	L
10/30/74	A	97-117	L	4/17/90	A	102-101	W	1/11/13	H	101-116	L
11/13/74	A	103-108	L	1/8/91	A	88-96	L	1/27/13	H	105-96	W
12/13/74	H	109-93	W	1/18/91	A	105-96	W	3/5/13	A	105-122	L
2/2/75	H	112-119	L	3/20/91	A	106-114	L				
2/16/75	A	87-109	L	3/24/91	H	113-96	W				
3/21/75	H	112-109*	W	4/21/91	H	103-100	W				
3/26/75	A	89-110	L	1/18/92	A	108-112	L				
4/4/75	H	102-111	L	1/20/92	H	116-110	W				
10/31/75	H	120-104	W	2/20/92	A	103-105	L				
12/27/75	A	109-100	W	4/3/92	H	91-96	L				
12/30/75	H	100-112	L	4/7/92	A	88-117	L				
2/22/76	A	91-97	L	11/12/92	A	102-114	L				
3/31/76	A	109-120	L	12/23/92	H	79-80	L				
4/2/76	H	113-105	W	1/20/93	H	101-111	L				
1/25/77	H	120-109	W	4/11/93	H	98-96	W				
1/26/77	A	103-118	L	4/23/93	A	93-122	L				
3/29/77	H	100-97	W	11/6/93	A	101-129	L				
4/10/77	A	113-104	W	12/29/93	H	92-99	L				
11/23/77	A	89-113	L	1/18/94	A	88-103	L				
12/16/77	H	90-98	L	3/31/94	A	92-95	L				
12/25/77	A	111-96	W	4/20/94	H	90-112	L				
3/17/78	H	98-105	L	12/29/94	H	96-95	W				
12/13/78	A	107-117	L	1/28/95	A	128-121*	W				
12/15/78	H	100-88	W	2/15/95	H	102-96	W				
11/4/79	A	108-99	W	2/20/95	A	108-105	W				
4/6/79	H	93-113	L	4/18/95	H	97-113	L				
10/17/79	A	110-112	L	11/4/95	A	89-103	L				
10/21/79	H	106-97	W	11/10/95	H	100-97	W				
11/21/79	A	110-119	L	3/19/96	H	94-71	W				
12/23/79	H	102-97	W	3/21/96	A	93-104	L				
2/26/80	H	131-108	W	12/3/96	H	110-106	W				
3/22/80	A	97-92	W	1/26/97	A	104-103	W				
10/1/80	A	99-98	W	2/16/97	H	91-102	L				
10/24/80	H	104-98	W	4/1/97	A	99-97	W				
12/12/80	A	113-107	W	1/24/98	A	101-95	L				
1/9/81	H	92-87	W	2/13/98	H	113-108*	W				
3/20/81	H	133-119	W	3/16/98	A	101-89	L				
3/27/81	A	97-90	W	3/20/98	H	93-80	W				
11/4/81	A	106-103	W	2/21/99	A	92-89	L				
12/2/81	A	96-104	L	3/5/99	H	103-100	W				
1/3/82	H	130-110	W	4/11/99	H	113-109	L				
2/16/82	H	108-101	W	5/2/99	A	91-84	W				
2/25/82	A	104-98	W	11/30/99	A	101-77	W				
4/11/82	H	107-104	W	1/8/00	A	110-100	W				
				1/17/00	H	82-81	L				
				4/10/00	H	106-103	W				

* indicates number of overtimes



ORLANDO MAGIC



Orlando Magic

8701 Maitland Summit Boulevard, Orlando, FL 32810
phone: (407) 916-2400 / fax: (407) 916-2830 / www.orlandomagic.com

BASKETBALL DIRECTORY / GENERAL INFORMATION

Senior Chairman: Rich DeVos
CEO: Alex Martins
General Manager: Rob Hennigan
Head Coach: Jacque Vaughn
Assistant Coaches: James Borrego, Wes Unseld Jr., Brett Gunning
Athletic Trainer: Keon Weise
Sr. Vice President of Communications: Joel Glass
Director of Communications: George Galante
Assistant Director of Communications: Trish Wingerson
Communications Manager: Melanie Curtsinger
Home Court: Amway Center (18,864) - opened in 2010
Colors: Blue, Silver and Black
Radio: ESPN 580 AM Orlando - Dennis Neumann, Richie Aduabato
EOrlandoMagic.com - Joey Colon (Spanish)
Television: Fox Sports Florida - David Steele, Jeff Turner

FRANCHISE TIMELINE

Orlando Magic (founded 1989-90)

ALL-TIME WIN / LOSS

	Home	Away	Neutral	Overall
Lakers vs. Magic	18-5	15-10	-	33-15

2012-13 RESULTS

12/2/12 vs. Orlando 103-113 (L) Bryant - 34 Afflalo - 30
3/12/13 @ Orlando 106-97 (W) Howard - 39 Nelson - 21

2013-14 MEETINGS

1/24/14 @ Orlando 7:00 pm
3/23/14 vs. Orlando 6:30 pm

LAKERS PLAYER CAREER STATISTICS VS. ORLANDO

	G	GS	MIN	FG	FGA	FG%	FG3	FG3A	FG3%	FT	FTA	FT%	OFF	DEF	TOT	AST	PF	DQ	STL	TO	BLK	PTS	P/G	HI
Blake	18	7	406	39	98	.398	21	50	.420	17	19	.895	5	25	30	67	30	0	12	19	1	116	6.4	20
Bryant	29	25	1126	250	584	.428	29	91	.319	195	226	.863	33	124	157	170	71	1	35	81	12	724	25.0	41
Farmar	11	1	216	26	72	.361	12	27	.444	7	10	.700	2	21	23	35	18	0	8	20	0	71	6.5	15
Gasol	20	20	723	128	245	.522	2	6	.333	94	126	.746	41	124	165	53	57	0	9	40	19	352	17.6	30
Henry	5	0	46	6	12	.500	0	2	.000	2	3	.667	0	4	4	1	4	0	1	1	1	14	2.8	8
Hill	5	2	72	8	21	.381	0	0	---	4	4	1.000	10	8	18	7	11	0	1	5	2	20	4.0	6
Johnson	5	3	85	10	28	.357	1	7	.143	4	4	1.000	2	11	13	5	9	0	0	3	2	25	5.0	8
Kaman	12	10	362	63	126	.500	0	0	---	23	33	.697	22	67	89	7	46	1	12	28	22	149	12.4	17
Meeks	14	7	320	37	87	.425	16	51	.314	15	17	.882	4	34	38	9	14	0	6	9	1	105	7.5	17
Nash	27	22	836	140	271	.517	36	82	.439	68	81	.840	22	70	92	220	51	0	23	78	2	384	14.2	28
Sacre	1	0	1	0	0	---	0	0	---	0	0	0	0	0	0	0	0	0	0	0	0	0	0.0	0
Williams	8	2	165	22	47	.468	7	25	.280	10	12	.833	8	22	30	5	22	0	4	6	7	61	7.6	15
Young	20	6	437	82	177	.463	15	40	.375	32	38	.842	4	31	35	20	32	0	6	22	4	211	10.6	24

CURRENT STREAK

Won 1

LAST HOME LOSS

12/2/12 (103-113)

MOST POINTS ALLOWED

122 @ Orlando, 11/12/04

CURRENT HOME STREAK

Lost 1

LAST ROAD LOSS

1/20/12 (80-92)

FEWEST POINTS SCORED

75 @ Orlando, 2/13/11

CURRENT ROAD STREAK

Won 1

LARGEST WINNING MARGIN

26 vs. Orlando, 11/24/90 (115-89)

FEWEST POINTS ALLOWED

81 vs. Orlando, 12/6/96

LAST HOME WIN

3/14/11 (97-84)

LARGEST LOSING MARGIN

26 @ Orlando, 3/23/97 (84-110)

HIGH INDIV. GAME (LAKERS)

41, K. Bryant @ Orlando, 12/20/08
41, K. Bryant @ Orlando, 11/12/04

LAST ROAD WIN

3/12/13 (106-97)

MOST POINTS SCORED

121 vs. Orlando, 3/8/95

HIGH INDIV. GAME (MAGIC)

46, S. O'Neal @ Orlando, 3/8/95





LAKERS VS. MAGIC GAME-BY-GAME RESULTS (33-15)

Date	H/A	Score	W/L
12/10/89	A	103-108	L
1/10/90	H	121-106	W
11/24/90	H	115-89	W
1/22/91	A	116-96	W
3/1/91	H	115-101	W
3/10/91	A	115-101	W
11/26/91	A	98-87	W
1/12/92	H	112-99	W
12/30/92	A	96-93	W
2/2/93	H	97-110	L
12/21/93	A	109-102	W
3/20/94	H	97-91	W
3/8/95	A	110-114	L
4/2/95	H	119-112	W
3/17/96	H	97-96	L
3/26/96	A	113-91	W
12/6/96	H	92-81	W
3/23/97	A	84-110	L
1/19/98	H	92-89	W
2/22/98	A	96-94	L
3/21/99	A	115-104	W
12/5/99	H	117-100	W
2/18/00	A	107-99	W
2/25/01	H	106-100	W
3/18/01	A	95-90	W
11/11/01	H	108-95	W
1/30/02	A	111-93	W
11/27/02	A	112-102	L
12/15/02	H	107-84	W
2/8/04	A	98-96	W
3/15/04	H	113-110*	W
11/12/04	A	113-122	L
12/12/04	H	105-98	W
12/23/05	A	104-88	W
2/28/06	H	102-87	W
12/27/06	A	106-93	W
1/12/07	H	109-106	W
12/2/07	H	97-104	L
2/8/08	A	117-113	W
12/20/08	A	103-106	L
1/16/09	H	103-109	L
1/18/10	H	98-92	W
3/7/10	A	94-96	L
2/13/11	A	75-89	L
3/14/11	H	97-84	W
1/20/12	A	80-92	L
12/2/12	H	103-113	L
3/12/13	A	106-97	W



* indicates number of overtimes



PHILADELPHIA 76ERS



Philadelphia 76ers

3 Crescent Drive Suite 300, Philadelphia, PA 19112
phone: (215) 339-7666 / fax: (215) 339-7632 / www.sixers.com

BASKETBALL DIRECTORY / GENERAL INFORMATION

Managing Owner: Josh Harris
Co-Managing Owner: David Blitzer
President of Basketball Operations & General Manager: Sam Hinkie
Head Coach: Brett Brown
Assistant Coaches: TBD
Head Athletic Trainer: Kevin Johnson
Director of Public Relations: Michael Preston
Public Relations Coordinators: Sean McCloskey, Rebecca Timms
Director of Statistical Information: Harvey Pollack
Home Court: Wells Fargo Center (20,328) - opened in 1996
Colors: Red, White and Blue
Radio: The Fanatic (97.5 FM, 950 AM) - Tom McGinnis
Television: Comcast SportsNet, The Comcast Network - Marc Zumoff, Malik Rose

FRANCHISE TIMELINE / LAKERS RECORD

Syracuse Nationals (founded 1949-50) W/L: 51-57
Philadelphia 76ers (founded 1963-64) W/L: 88-73

ALL-TIME WIN / LOSS

	Home	Away	Neutral	Overall
Minneapolis Era	16-13	9-28	10-6	35-47
Los Angeles Era	62-25	33-48	9-10	104-83
All-Time Totals	78-38	42-76	19-16	139-130
Lakers vs. Philadelphia	53-25	31-44	4-4	88-73

2012-13 RESULTS

12/16/12 @ Philadelphia 111-98 (W) Bryant - 34 Young - 30
1/1/13 vs. Philadelphia 99-103 (L) Bryant - 36 Holiday - 26

2013-14 MEETINGS

12/29/13 vs. Philadelphia 6:30 pm
2/7/14 @ Philadelphia 7:00 pm

LAKERS PLAYER CAREER STATISTICS VS. PHILADELPHIA

	G	GS	MIN	FG	FGA	FG%	FG3	FG3A	FG3%	FT	FTA	FT%	OFF	DEF	TOT	AST	PF	DQ	STL	TO	BLK	PTS	P/G	HI
Blake	16	6	287	37	88	.420	15	44	.341	8	10	.800	2	20	22	47	21	0	4	20	0	97	6.1	22
Bryant	31	27	1138	273	588	.464	46	126	.365	140	165	.848	29	132	161	140	85	0	37	111	20	732	23.6	48
Farmar	11	0	208	32	72	.444	12	31	.387	9	11	.818	1	15	16	23	20	0	6	15	1	85	7.7	16
Gasol	20	20	782	159	304	.523	0	3	.000	101	128	.789	74	124	198	71	37	0	16	47	40	419	21.0	34
Henry	4	0	36	7	15	.467	1	2	.500	4	5	.800	2	4	6	2	4	0	2	0	0	19	4.8	11
Hill	3	0	34	6	11	.545	0	0	---	0	1	.000	7	5	12	1	1	0	0	1	0	12	4.0	10
Johnson	2	2	46	2	14	.143	0	8	.000	2	3	.667	1	3	4	3	6	0	1	3	1	6	3.0	6
Kaman	17	14	512	96	182	.527	0	1	.000	24	32	.750	32	92	124	28	56	1	3	36	19	216	12.7	26
Meeks	2	0	53	7	16	.438	3	12	.250	2	2	1.000	0	4	4	2	3	0	4	1	0	19	9.5	12
Nash	29	23	912	158	314	.503	36	94	.383	65	68	.956	13	86	99	249	56	0	16	91	4	417	14.4	24
Sacre	1	0	6	0	1	.000	0	0	---	0	0	---	0	1	1	0	0	0	0	0	0	0	0.0	0
Williams	7	1	92	17	35	.486	8	18	.444	3	4	.750	9	9	18	4	14	0	2	2	2	45	6.4	11
Young	17	6	410	90	183	.492	22	53	.415	22	27	.815	3	36	39	18	35	0	10	20	3	224	13.2	27

CURRENT STREAK

Lost 1

LAST HOME LOSS

1/1/13 (99-103)

MOST POINTS ALLOWED

158 @ Philadelphia, 3/18/68

CURRENT HOME STREAK

Lost 1

LAST ROAD LOSS

2/6/12 (90-95)

FEWEST POINTS SCORED*

73 @ Philadelphia, 2/5/04

CURRENT ROAD STREAK

Won 1

LARGEST WINNING MARGIN

40 @ Philadelphia, 11/10/71 (143-103)
40 vs. Philadelphia, 11/19/72 (135-95)

FEWEST POINTS ALLOWED*

78 vs. Syracuse, 11/22/56
81 @ Philadelphia, 12/17/10

LAST HOME WIN

12/31/10 (102-98)

LARGEST LOSING MARGIN

31 @ Syracuse, 11/4/51 (67-98)
30 @ Philadelphia, 3/18/68 (128-158)

HIGH INDIV. GAME (LAKERS)

56, E. Baylor vs. Syracuse, 1/24/61
49, J. West vs. Philadelphia, 2/17/68

LAST ROAD WIN

12/16/12 (111-98)

MOST POINTS SCORED

154 vs. Philadelphia, 12/8/71

HIGH INDIV. GAME (76ERS)

65, W. Chamberlain @ Philadelphia, 2/7/66





PHOENIX SUNS



Phoenix Suns

201 East Jefferson Street, Phoenix, AZ 85004
phone: (602) 379-7900 / fax: (602) 379-7908 / www.suns.com

BASKETBALL DIRECTORY / GENERAL INFORMATION

Managing Partner: Robert Sarver
President of Basketball Operations: Lon Barry
General Manager: Ryan McDonough
Head Coach: Jeff Hornacek
Assistant Coaches: Jerry Sichting, Mike Longabardi, Kenny Gattison, Mark West
VP of Athletic Care / Head Athletic Trainer: Aaron Nelson
Vice President, Basketball Communications: Julie Fie
Managers, Basketball Communications: DC Headley, Cole Mickelson
Assistant to VP, Basketball Communications: Lori Cook
Home Court: US Airways Center (18,422) - opened in 1992
Colors: Purple, Orange, Black, Gray and Yellow
Radio: KTAR (620 AM) - Al McCoy, Tim Kempton
KSUN (1400 AM) - Ivan Valenzuela, Arturo Ochoa (Spanish)
Television: Fox Sports Arizona - Steve Albert, Eddie Johnson, Ann Meyers Drysdale

FRANCHISE TIMELINE

Phoenix Suns (founded 1968-69)

ALL-TIME WIN / LOSS

	Home	Away	Neutral	Overall
Lakers vs. Suns	87-26	45-67	-	132-93

2012-13 RESULTS

11/16/12 vs. Phoenix	114-102 (W)	Bryant - 31	Dragic - 22
1/30/13 @ Phoenix	86-92 (L)	Bryant - 17	Beasley - 27
2/12/13 vs. Phoenix	91-85 (W)	Howard - 19	Beasley - 18
3/18/13 @ Phoenix	76-99 (L)	Nash - 19	Johnson - 14

2013-14 MEETINGS

12/10/13 vs. Phoenix	7:30 pm
12/23/13 @ Phoenix	7:00 pm
1/15/14 @ Phoenix	7:00 pm
3/30/14 vs. Phoenix	6:30 pm

LAKERS PLAYER CAREER STATISTICS VS. PHOENIX

	G	GS	MIN	FG	FGA	FG%	FG3	FG3A	FG3%	FT	FTA	FT%	OFF	DEF	TOT	AST	PF	DQ	STL	TO	BLK	PTS	P/G	HI
Blake	30	14	836	93	207	.449	45	101	.446	17	19	.895	7	37	44	140	46	0	22	46	6	248	8.3	22
Bryant	59	53	2188	553	1186	.466	71	235	.302	370	438	.845	75	269	344	303	125	0	87	204	36	1547	26.2	51
Farmar	17	0	236	43	100	.430	16	38	.421	11	14	.786	6	28	34	44	29	0	12	27	2	113	6.6	16
Gasol	38	36	1322	277	522	.531	1	4	.250	127	180	.706	89	225	314	131	81	1	24	71	64	682	17.9	31
Henry	6	1	127	16	41	.390	1	4	.250	10	13	.769	2	7	9	1	8	0	4	4	2	43	7.2	14
Hill	8	1	154	27	50	.540	0	0	---	8	10	.800	15	32	47	9	16	0	3	8	6	62	7.8	14
Johnson	6	6	171	29	62	.468	7	18	.389	6	6	1.000	1	17	18	10	11	0	5	8	7	71	11.8	17
Kaman	29	17	809	140	301	.465	0	1	.000	58	85	.682	84	168	252	27	77	0	15	69	34	338	11.7	24
Meeks	9	4	148	15	39	.385	5	18	.278	9	9	1.000	6	11	17	6	11	0	3	6	0	44	4.9	12
Nash	22	21	663	97	240	.404	29	82	.354	64	68	.941	11	40	51	125	32	0	14	49	2	287	13.0	32
Sacre	2	0	4	0	1	.000	0	0	---	0	0	---	0	1	1	0	1	0	0	1	0	0	0	0
Williams	6	1	132	24	52	.462	6	21	.286	8	10	.800	12	23	35	7	19	2	5	5	4	62	10.3	22
Young	12	2	283	50	123	.407	13	37	.351	25	29	.862	5	27	32	15	28	0	3	13	5	138	11.5	25

CURRENT STREAK

Lost 1

LAST HOME LOSS

11/14/10 (116-121)

MOST POINTS ALLOWED

138 @ Phoenix, 1/19/84

CURRENT HOME STREAK

Won 5

LAST ROAD LOSS

3/18/13 (76-99)

FEWEST POINTS SCORED

76 @ Phoenix, 3/18/13

CURRENT ROAD STREAK

Lost 4

LARGEST WINNING MARGIN

37 @ Phoenix, 12/28/00 (115-78)

FEWEST POINTS ALLOWED

78 @ Phoenix, 12/28/00

LAST HOME WIN

2/12/13 (91-85)

LARGEST LOSING MARGIN

35 @ Phoenix, 12/25/73 (135-100)

HIGH INDIV. GAME (LAKERS)

66, W. Chamberlain @ Phoenix, 2/6/69

LAST ROAD WIN

1/5/11 (99-95)

MOST POINTS SCORED

155 vs. Phoenix, 1/2/87

HIGH INDIV. GAME (SUNS)

43, G. Goodrich vs. Phoenix, 3/9/69





LAKERS VS. SUNS GAME-BY-GAME RESULTS (132-93)

Date	H/A	Score	W/L	Date	H/A	Score	W/L	Date	H/A	Score	W/L
11/3/68	A	122-109	W	11/11/83	H	119-105	W	11/21/01	H	117-94	W
12/3/68	H	122-108	W	12/15/83	A	104-114	L	11/16/01	A	83-95	L
12/25/68	A	119-99	W	1/19/84	A	123-138	L	1/4/02	H	118-86	W
2/8/69	A	124-104	W	1/24/84	H	116-110	W	3/27/02	A	106-118	L
2/9/69	H	134-116	W	3/31/84	A	119-97	W	1/4/03	A	107-93	L
2/28/69	H	121-117	W	4/15/84	H	114-123	L	1/5/03	H	109-97	W
11/7/69	H	120-122	L	11/20/84	H	130-108	W	1/29/03	A	99-90	W
11/14/69	H	127-112	W	11/21/84	A	102-97	W	4/6/03	H	115-113	W
11/15/69	A	111-114	L	12/21/84	H	119-105	W	11/1/03	A	103-99	W
12/4/69	A	109-119	L	2/28/85	A	105-117	L	12/21/03	H	107-101	W
1/4/70	H	120-112	W	3/19/85	A	130-112	W	1/19/04	H	85-88	L
1/25/70	H	118-106	W	3/31/85	H	123-98	W	2/22/04	A	104-92	W
2/7/70	A	117-121*	L	10/31/85	A	144-107	W	11/19/04	A	102-107	L
11/27/70	H	105-116	L	12/12/85	H	127-102	W	12/8/04	H	110-113	L
12/8/70	A	121-112	W	1/14/86	H	143-122	W	4/5/05	A	99-125	L
12/27/70	H	128-110	W	2/12/86	A	126-100	W	4/11/05	H	97-108	L
12/30/70	A	114-132	L	2/28/86	H	115-103	W	11/3/05	H	112-122	L
1/28/71	A	112-118	L	3/1/86	A	106-123	L	12/20/06	A	93-106	L
3/19/71	H	106-111	L	1/2/87	H	155-118	W	4/7/06	A	96-107	L
12/10/71	H	126-117*	W	1/30/87	A	114-102	W	4/16/06	H	109-89	W
12/18/71	A	132-106	W	2/24/87	A	97-93	W	10/31/06	H	114-106	W
1/22/72	A	102-116	L	2/25/87	H	99-91	W	3/4/07	A	94-99	L
1/25/72	H	128-119	W	3/24/87	A	97-108	L	4/8/07	H	107-115	L
2/16/72	A	109-110	L	4/12/87	H	119-104	W	4/13/07	A	85-93	L
3/24/72	H	112-110	W	12/15/87	H	122-97	W	11/2/07	A	119-98	W
10/29/72	H	133-123	W	1/16/88	A	107-96	W	12/25/07	H	122-115	W
11/25/72	A	116-109	W	2/28/88	H	111-97	W	11/7/08	H	98-106	L
11/26/72	H	112-107	W	3/19/88	A	95-102	L	2/20/08	A	130-124	W
12/22/72	H	110-118	L	4/15/88	H	117-114	W	11/20/08	A	105-92	W
12/30/73	A	124-104	W	4/22/88	A	117-112	W	12/10/08	H	115-110	W
2/17/73	A	128-106	W	12/7/88	H	125-111	W	2/26/09	H	132-106	W
3/18/73	H	131-113	W	12/26/88	A	96-111	L	3/1/09	A	111-118	L
11/17/73	A	130-110	W	2/1/89	A	97-114	L	11/12/09	H	121-102	W
12/4/73	H	120-103	W	2/26/89	H	134-122	W	12/6/09	H	108-88	W
12/25/73	A	100-135	L	3/26/89	H	118-116	W	12/28/09	A	103-118	L
12/28/73	H	119-107	W	3/28/89	A	104-127	L	3/12/10	A	102-96	W
2/1/74	H	121-110	W	11/7/89	H	111-107	W	10/29/10	A	114-106	W
2/27/74	A	112-119	L	12/7/89	H	100-96	W	11/14/10	H	116-121	L
10/27/74	H	123-116	W	1/9/90	A	118-121*	L	1/5/11	A	99-95	W
12/1/74	H	111-105*	W	4/8/90	A	103-99	W	3/22/11	H	139-137***	W
12/7/74	A	88-92	L	11/13/90	H	111-112	L	1/10/12	H	99-83	W
12/8/74	H	107-102	W	12/1/90	A	108-98	W	2/17/12	H	111-99	W
12/21/74	A	104-114	L	2/12/91	A	95-99	L	2/19/12	A	90-102	L
1/31/75	A	101-105	L	4/4/91	A	102-98	W	4/7/12	A	105-125	L
3/30/75	H	104-90	W	4/7/91	H	93-85	W	11/16/12	H	114-102	W
4/27/75	A	106-108	L	11/8/91	A	85-113	L	1/30/13	A	86-92	L
11/14/75	H	114-107	W	11/19/91	H	103-95	W	2/12/13	H	91-85	W
12/13/75	A	108-116	L	12/22/91	H	88-100	L	3/18/13	A	76-99	L
1/28/76	H	121-118	W	2/3/92	A	104-113	L				
3/20/76	A	93-106	L	4/5/92	H	109-104	W				
3/28/76	H	97-100	L								
4/8/76	A	98-113	L	12/4/92	A	93-103	L				
12/17/76	H	118-105	W	12/18/92	H	100-116	L				
12/25/76	A	96-113	L	2/5/93	A	104-132	L				
3/25/77	H	118-93	W	3/24/93	H	105-120	L				
3/26/77	A	109-102	W	4/6/93	A	114-115	L				
10/23/77	H	101-104	L	11/5/93	H	116-108	W				
11/22/77	H	107-118	L	1/20/94	H	107-102	W				
3/11/78	A	114-120	L	2/8/94	A	107-104	W				
3/12/78	H	128-112	W	2/18/94	A	96-113	L				
12/1/78	H	130-122	W	4/13/94	A	88-117	L				
12/16/78	A	100-119	L	12/30/94	A	127-112	W				
3/28/79	A	106-112	L	1/11/95	H	108-118	L				
4/8/79	H	111-103	W	2/1/95	A	109-118	L				
11/27/79	H	112-110	W	3/1/95	H	93-101	L				
11/23/79	A	112-126	L	4/15/95	A	114-119	L				
12/30/79	H	113-105	W	11/25/95	A	113-114	L				
3/2/80	A	115-123	L	11/29/95	H	107-96	W				
3/16/80	H	128-106	W	3/8/96	A	119-97	W				
3/19/80	A	108-112	L	4/14/96	H	118-114	W				
10/17/80	H	116-109	W	11/1/96	H	96-82	W				
11/20/80	A	99-102	W	11/17/96	A	102-88	W				
11/21/80	H	116-88	W	12/25/96	A	108-87	W				
12/27/80	A	106-116	L	4/11/97	H	114-98	W				
3/1/81	H	96-101	L	1/21/98	A	119-109	W				
3/18/81	A	114-126	L	2/18/98	A	110-103	L				
11/6/81	H	99-101	L	3/18/98	H	99-93	W				
11/14/81	A	98-97	W	4/10/98	H	114-105	L				
12/25/81	A	104-101	W	3/1/99	A	97-91	W				
1/28/82	H	97-87	W	3/3/99	H	101-95	W				
4/2/82	H	99-109	L	3/24/99	A	106-101	L				
4/18/82	A	120-115	W	4/2/99	A	91-90	W				
11/16/82	A	105-113	L	11/15/99	A	91-82	W				
12/8/82	H	89-86	W	12/29/99	H	103-87	W				
12/18/82	A	100-126	L	3/24/00	H	109-101	W				
3/16/83	H	104-95	W	4/4/00	A	84-83	W				
4/7/83	A	117-108	W	12/28/00	A	115-78	W				
4/10/83	H	95-101	L	2/7/01	H	85-83	W				
				3/26/01	A	104-83	L				
				4/10/01	H	106-80	W				

* indicates number of overtimes



PORTLAND TRAIL BLAZERS



Portland Trail Blazers

One Center Court, Suite 200, Portland, OR 97227
phone: (503) 234-9291 / fax: (503) 736-2194 / www.trailblazers.com

BASKETBALL DIRECTORY / GENERAL INFORMATION

Owner: Paul Allen
General Manager: Neil Olshey
Head Coach: Terry Stotts
Assistant Coaches: Jay Triano, David Vanterpool, Nate Tibbetts, Kim Hughes, Dale Osbourne
Head Athletic Trainer: Geoff Clark
Vice President of Sports Communications: Jim Taylor
Sports Communications Director: Collin Romer
Home Court: Moda Center (19,980) - opened in 1995
Colors: Scarlet, Black and White
Radio: Fox Sports Radio 620 AM - Brian Wheeler, Antonio Harvey
Television: KGW (Ch. 8), Comcast SportsNet - Mike Barrett, Mike Rice

FRANCHISE TIMELINE

Portland Trail Blazers (founded 1970-71)

ALL-TIME WIN / LOSS

	Home	Away	Neutral	Overall
Lakers vs. Blazers	76-27	41-62	-	117-89

2012-13 RESULTS

10/31/12 @ Portland	106-116 (L)	Howard - 33	Batum - 26
12/28/12 vs. Portland	104-87 (W)	Bryant - 27	Aldridge - 26
2/22/13 vs. Portland	111-107 (W)	Bryant - 40	Batum - 22
4/10/13 @ Portland	113-106 (W)	Bryant - 47	Lillard - 38

2013-14 MEETINGS

12/1/13 vs. Portland	6:30 pm
3/3/14 @ Portland	7:00 pm
4/1/14 vs. Portland	7:30 pm (TNT)

LAKERS PLAYER CAREER STATISTICS VS. PORTLAND

	G	GS	MIN	FG	FGA	FG%	FG3	FG3A	FG3%	FT	FTA	FT%	OFF	DEF	TOT	AST	PF	DQ	STL	TO	BLK	PTS	P/G	HI
Blake	18	5	476	51	107	47.7	19	49	.388	14	21	.667	5	32	37	59	16	0	13	24	2	135	7.5	25
Bryant	59	53	2249	569	1204	47.3	86	269	.320	418	501	.834	65	261	326	243	187	2	91	180	32	1642	27.8	65
Farmer	15	0	260	35	100	35.0	14	44	.318	9	12	.750	6	20	26	40	20	0	5	17	0	93	6.2	21
Gasol	41	41	1475	275	527	52.2	4	9	.444	140	176	.795	125	252	377	134	110	1	20	92	59	694	16.9	26
Henry	7	1	99	7	24	29.2	1	4	.250	2	4	.500	1	6	7	3	5	0	4	5	1	17	2.4	9
Hill	6	2	120	16	36	44.4	0	0	---	4	9	.444	11	25	36	3	14	0	0	6	3	36	6.0	9
Johnson	8	6	149	24	43	55.8	8	13	.615	4	5	.800	6	11	17	5	10	0	7	2	3	60	7.5	19
Kaman	25	21	750	132	268	49.3	0	2	.000	39	48	.813	64	150	214	36	55	0	9	64	27	303	12.1	26
Meeks	8	2	161	25	53	47.2	12	28	.429	10	10	1.000	5	7	12	10	13	0	6	4	0	72	9.0	21
Nash	57	50	1697	281	532	49.1	63	151	.417	126	143	.881	32	121	153	418	102	2	41	151	3	711	12.5	39
Sacre	2	0	5	0	1	.000	0	0	---	1	2	.500	0	1	1	0	2	0	0	0	0	1	0.5	1
Williams	3	0	45	5	11	45.5	0	3	.000	1	2	.500	3	7	10	0	9	0	2	3	1	11	3.7	6
Young	10	1	185	37	83	44.6	18	34	.529	8	11	.727	3	15	18	4	15	0	7	6	3	100	10.0	35

CURRENT STREAK

Won 3

LAST HOME LOSS

4/11/10 (88-91)

MOST POINTS ALLOWED

145 @ Portland, 4/9/77

CURRENT HOME STREAK

Won 6

LAST ROAD LOSS

10/31/12 (106-116)

FEWEST POINTS SCORED

80 vs. Portland, 4/6/04

CURRENT ROAD STREAK

Won 1

LARGEST WINNING MARGIN

36 @ Portland, 1/1/87 (140-104)

FEWEST POINTS ALLOWED

76 vs. Portland, 10/28/08

LAST HOME WIN

2/22/13 (111-107)

LARGEST LOSING MARGIN

46 @ Portland, 1/9/95 (129-83)

HIGH INDIV. GAME (LAKERS)

65, K. Bryant vs. Portland, 3/16/07

LAST ROAD WIN

4/10/13 (113-106)

MOST POINTS SCORED

153 vs. Portland, 1/30/72

HIGH INDIV. GAME (BLAZERS)

43, C. Drexler @ Portland, 4/21/89





LAKERS VS. BLAZERS GAME-BY-GAME RESULTS (117-89)

Date	H/A	Score	W/L	Date	H/A	Score	W/L	Date	H/A	Score	W/L
11/3/70	A	128-108	W	12/18/86	H	131-115	W	11/8/06	A	90-101	L
12/6/70	H	131-120	W	11/1/87	A	140-104	W	2/21/07	H	108-112	L
1/31/71	H	133-120	W	1/27/87	H	107-100	W	3/16/07	H	116-111*	W
2/18/71	A	136-114	W	2/5/87	A	104-105	L	2/26/08	H	96-83	W
11/13/71	A	130-108	W	3/12/87	H	125-116	W	2/29/08	A	111-119	L
12/5/71	H	123-107	W	4/3/87	A	127-121	W	4/2/08	H	104-91	W
12/14/71	A	129-114	W	11/17/87	H	142-115	W	4/8/08	A	103-112	L
1/30/72	H	153-131	W	12/2/87	H	104-117	L	10/28/08	H	96-76	W
2/18/72	H	125-114	W	1/3/88	A	98-81	W	1/4/09	H	100-86	W
2/19/72	A	115-94	W	3/15/88	A	95-112	L	3/9/09	A	94-111	L
10/20/72	H	126-104	W	4/9/88	A	109-119	L	4/10/09	A	98-106	L
11/4/72	A	134-120	W	4/12/88	H	109-103	W	1/8/10	A	98-107	L
12/10/72	H	137-101	W	11/18/88	H	106-105	W	2/6/10	A	99-82	W
12/26/72	H	116-92	W	1/4/89	H	133-120	W	4/11/10	H	88-91	L
2/17/73	A	110-103	W	2/3/89	H	140-129	W	11/7/10	H	121-96	W
3/6/73	A	114-102	W	2/16/89	A	110-101	W	2/23/11	A	106-101*	W
10/28/73	H	111-98	W	4/21/89	A	121-114	W	3/20/11	H	84-80	W
10/30/73	A	112-114	L	2/6/90	A	121-119*	W	4/8/11	A	86-93	L
11/24/73	A	113-108	W	2/14/90	H	128-132**	L	1/5/12	A	96-107	L
11/25/73	H	137-109	W	3/27/90	A	111-130	L	2/20/12	H	103-92	W
12/1/73	A	115-134	L	3/30/90	H	135-106	W	3/23/12	H	103-96	W
2/3/74	H	124-91	W	4/22/90	A	88-130	L	10/31/12	A	106-116	L
3/5/74	A	102-107	L	11/6/90	H	123-125*	L	12/28/12	H	104-87	W
10/29/74	A	105-102	W	1/3/90	A	108-104	W	2/22/13	H	111-107	W
11/16/74	A	99-112	L	2/17/91	H	106-96	W	4/10/13	A	113-106	W
12/15/74	A	97-100	L	3/29/91	H	105-109*	L				
12/22/74	H	115-102	W	4/13/91	A	113-118	L				
2/26/75	H	116-117**	L	12/28/91	H	88-98	L				
4/1/75	H	106-124	L	1/21/92	A	92-131	L				
4/6/75	A	97-126	L	3/3/92	A	101-105	L				
11/26/75	A	101-118	L	3/18/92	H	93-98	L				
11/30/75	H	116-109	W	4/18/92	A	109-101	W				
12/26/75	H	104-95	W	11/27/92	A	98-90	W				
1/4/76	H	110-101	W	12/9/92	H	124-111	W				
1/23/76	A	96-119	L	1/15/93	H	99-96	W				
1/30/76	H	113-121	L	2/18/93	A	103-105	L				
4/6/76	A	104-106	L	4/9/93	H	105-109	L				
11/26/76	H	99-96	W	11/9/93	H	102-109	L				
12/18/76	A	115-111*	W	12/10/93	A	99-117	L				
1/2/77	H	104-99	W	1/21/94	A	93-111	L				
4/9/77	A	116-145	L	4/9/94	A	104-112	L				
11/27/77	H	93-100	L	4/15/94	H	100-105	L				
12/23/77	A	98-108	L	1/9/95	A	83-129	L				
3/31/78	H	101-103	L	2/19/95	H	93-83	W				
4/9/78	A	99-114	L	3/22/95	H	121-114	W				
12/12/78	A	115-117	L	4/20/95	A	97-111	L				
12/29/78	H	118-95	W	4/22/95	H	104-109	L				
3/21/79	H	110-114	L	11/21/95	H	108-109	L				
4/7/79	A	99-98	W	12/23/95	A	102-99*	W				
10/19/79	H	82-99	L	3/12/96	H	99-105	L				
11/20/79	A	99-114	L	4/21/96	A	92-88	W				
1/24/80	A	103-111	L	12/13/96	H	120-119	W				
2/13/80	H	129-100	W	1/6/97	A	84-88	L				
3/9/80	A	121-142	L	1/16/97	H	98-102	L				
3/12/80	H	102-94	W	4/20/97	A	96-100	L				
10/21/80	A	103-107	L	12/8/97	A	105-99	L				
11/4/80	H	119-118	W	2/4/98	H	122-115	W				
12/19/80	H	106-110	L	2/10/98	A	117-105	L				
12/23/80	A	102-108	L	3/11/98	H	121-107	W				
1/26/81	H	124-112	W	4/13/99	A	113-86	L				
3/21/81	A	117-111	W	4/21/99	A	88-82	L				
11/3/81	A	100-102	L	4/29/99	H	108-89	W				
11/13/81	H	119-115	W	5/5/99	H	119-91	W				
12/11/81	H	124-116	W	11/6/99	A	97-82	L				
12/22/81	A	124-110	W	12/3/99	H	93-80	W				
3/16/82	A	120-108	W	1/22/00	H	95-91	L				
4/4/82	H	129-111	W	2/29/00	A	90-87	W				
11/7/82	H	103-89	W	10/31/00	A	96-86	W				
12/3/82	H	115-100	W	12/13/00	A	96-86	L				
12/14/82	A	103-107	L	12/25/00	H	104-109	L				
1/25/83	A	125-120	W	4/15/01	H	105-100	W				
4/5/83	A	101-107	L	10/30/01	H	98-87	W				
4/17/83	H	108-119	L	2/17/02	A	105-111	L				
11/19/83	A	117-110	W	3/29/02	H	91-79	W				
12/18/83	H	122-115	W	4/14/02	A	120-128**	L				
12/25/83	A	121-141	L	10/30/02	A	90-102	L				
1/31/84	H	129-124	W	11/3/02	H	98-85	W				
4/8/84	A	119-113	W	2/21/03	H	92-84	W				
4/11/84	H	121-108	W	4/13/03	A	99-101	L				
11/4/84	H	124-116	W	12/13/03	A	108-112	L				
11/9/84	A	130-126	W	2/17/04	H	89-86	W				
1/4/85	H	120-95	W	4/6/04	H	80-91	L				
1/29/85	A	122-106	W	4/14/04	A	105-104**	W				
3/26/85	A	113-116*	L	2/1/05	H	92-79	W				
4/7/85	H	135-133*	W	2/23/05	A	86-83	W				
11/14/85	H	114-102	W	4/20/05	A	103-106	L				
11/23/85	A	130-113	W	1/11/06	A	103-113	L				
1/6/86	H	125-121	W	2/21/06	H	99-82	W				
1/30/86	A	118-94	W	3/1/06	A	93-99	L				
3/18/86	H	128-122	W	4/14/06	H	110-99	W				
4/8/86	A	120-114	W								

* indicates number of overtimes



SACRAMENTO KINGS



Sacramento Kings

One Sports Parkway, Sacramento, CA 95834
phone: (916) 928-0000 / fax: (916) 928-6912 / www.kings.com

BASKETBALL DIRECTORY / GENERAL INFORMATION

Owner & Chairman: Vivek Ranadive
General Manager: Pete D'Alessandro
Head Coach: Michael Malone
Assistant Coaches: Brendan Malone, Corliss Williamson, Chris Jent, Micah Nori
Director of Sports Medicine: Pete Youngman
Vice President, Communications: Donna Schwartz
Director, Media Relations: Chris Clark
Director, Basketball Information: Darryl Arata
Home Court: Sleep Train Arena (17,317) - opened in 1988
Colors: Purple, Black and Silver
Radio: KHTK (1140 AM) - Gary Gerould
Television: News 10, Comcast SportsNet - Grant Napear, Jerry Reynolds, Kayte Christensen

FRANCHISE TIMELINE / LAKERS RECORD

Rochester Royals	(founded 1948-49)	W/L: 52-34
Cincinnati Royals	(founded 1957-58)	W/L: 78-59
Kansas City/Omaha Royals	(founded 1972-73)	W/L: 11-5
Kansas City Kings	(founded 1975-76)	W/L: 37-11
Sacramento Kings	(founded 1985-86)	W/L: 86-34

ALL-TIME WIN / LOSS

	Home	Away	Neutral	Overall
Minneapolis Era	39-9	17-32	14-12	70-53
Los Angeles Era	113-25	68-61	13-4	194-90
All-Time Totals	152-34	85-93	27-16	264-143
<i>Lakers vs. Sacramento</i>	<i>47-12</i>	<i>39-22</i>	<i>-</i>	<i>86-34</i>

2012-13 RESULTS

11/11/12	vs. Sacramento	103-90 (W)	Howard - 23	Fredette - 18
11/21/12	@ Sacramento	97-113 (L)	Bryant - 38	Thornton - 23
3/17/13	vs. Sacramento	113-102 (W)	Jamison - 27	Thomas - 26
3/30/13	@ Sacramento	103-98 (W)	Howard - 24	Evans - 21

2013-14 MEETINGS

11/24/13	vs. Sacramento	6:30 pm
12/6/13	@ Sacramento	7:00 pm
2/28/14	vs. Sacramento	7:30 pm
4/2/14	@ Sacramento	7:00 pm

LAKERS PLAYER CAREER STATISTICS VS. SACRAMENTO

	G	GS	MIN	FG	FGA	FG%	FG3	FG3A	FG3%	FT	FTA	FT%	OFF	DEF	TOT	AST	PF	DQ	STL	TO	BLK	PTS	P/IG	HI
Blake	29	16	763	87	203	429	41	104	.394	20	24	.833	10	62	72	123	40	0	22	42	1	235	8.1	20
Bryant	59	51	2201	540	1164	464	79	234	.338	425	509	.835	85	273	358	317	137	0	88	170	26	1584	26.8	51
Farmar	18	1	289	33	94	351	11	38	.289	21	28	.750	6	22	28	32	20	0	16	16	0	98	5.4	14
Gasol	42	42	1557	330	802	548	1	2	.500	181	250	.724	116	274	390	147	95	0	17	116	76	842	20.0	34
Henry	6	0	93	19	28	679	0	2	.000	10	15	.667	3	9	12	2	7	0	2	4	1	48	8.0	15
Hill	11	1	159	20	49	408	0	0	---	14	23	.609	22	25	47	5	29	1	5	13	10	54	4.9	13
Johnson	10	8	254	33	81	407	11	36	.306	6	7	.857	9	25	34	8	16	0	6	8	6	83	8.3	19
Kaman	32	28	964	182	359	507	0	2	.000	77	96	.802	76	242	318	36	88	1	13	74	54	441	13.8	26
Meeks	8	5	209	31	66	470	15	42	.357	8	10	.800	3	11	14	6	13	0	7	4	1	85	10.6	22
Nash	59	50	1780	338	645	524	91	183	.497	136	147	.925	35	132	167	554	91	0	42	147	4	903	15.3	33
Sacre	2	0	2	0	0	---	0	0	---	0	0	---	0	0	0	0	0	0	0	0	0	0	0	0
Williams	6	1	78	7	23	304	1	9	.111	5	6	.833	5	12	17	2	8	0	3	7	2	20	3.3	10
Young	12	4	282	52	125	416	19	46	.413	18	20	.900	5	18	23	12	25	0	6	19	5	141	11.8	43

CURRENT STREAK

Won 2

LAST ROAD LOSS

11/21/12 (97-113)

FEWEST POINTS SCORED*

76 vs. Rochester, 3/3/55
82 @ Sacramento, 2/16/95

CURRENT HOME STREAK

Won 3

LARGEST WINNING MARGIN

44 vs. Cincinnati, 2/6/68 (146-102)
36 vs. Sacramento, 2/4/87 (128-92)

FEWEST POINTS ALLOWED*

72 @ Sacramento, 3/25/01

CURRENT ROAD STREAK

Won 1

LARGEST LOSING MARGIN

34 @ Omaha, 1/5/71 (146-112)
24 vs. Sacramento, 3/28/01 (108-84)

HIGH INDIV. GAME (LAKERS)

61, G. Mikan vs. Rochester, 1/20/52
51, K. Bryant @ Sacramento, 1/19/06

LAST HOME WIN

3/17/13 (113-102)

MOST POINTS SCORED

146 vs. Cincinnati, 2/6/68
135 vs. Sacramento, 4/3/86

HIGH INDIV. GAME (KINGS)

59, J. Twyman @ Cincinnati, 1/15/60
40, M. Bibby @ Sacramento, 1/19/06

LAST ROAD WIN

3/30/13 (103-98)

MOST POINTS ALLOWED

146 @ Omaha, 1/5/71
128 @ Sacramento, 1/4/07 (OT)
124 vs. Sacramento, 11/8/92

LAST HOME LOSS

1/28/11 (95-100)





LAKERS VS. KINGS GAME-BY-GAME RESULTS (264-143)

Date	H/A	Score	W/L	Date	H/A	Score	W/L	Date	H/A	Score	W/L	Date	H/A	Score	W/L
11/14/48	A	75-92	L	11/21/57	N	106-107	L	11/30/65	A	120-126	L	12/8/81	H	115-106	W
12/10/48	A	96-75	W	12/1/57	A	89-90	L	12/1/65	H	121-105	W	1/17/82	A	109-97	W
12/12/48	H	67-58	W	12/28/57	H	101-112	L	12/3/65	H	118-122	L	2/10/82	A	102-125	L
12/26/48	H	99-90	W	12/29/57	A	111-103	W	12/10/65	A	129-110	W	3/9/82	H	105-99	W
2/6/49	H	74-85	L	1/16/58	H	108-124	L	12/29/65	A	109-111	L	3/28/82	A	116-111	W
3/19/49	A	99-85	W	1/30/58	H	105-104	W	1/18/65	A	108-119	W	1/19/82	H	139-117	W
12/20/49	A	62-87	L	2/2/58	H	106-95	W	2/2/66	H	119-118	W	2/4/83	A	143-125	W
1/14/50	A	77-83	L	2/9/58	H	104-121	L	2/4/66	H	132-125	W	2/6/83	H	116-106	W
1/15/50	H	85-73	W	2/11/58	H	103-106	L	2/23/66	H	140-133	W	2/19/83	A	118-124	L
2/15/50	H	92-70	W	2/22/58	H	100-81	W	3/9/66	N	119-116	W	3/18/83	H	109-96	W
2/25/50	A	64-66	L	2/23/58	A	93-111	L	11/16/66	N	124-112	W	10/28/83	A	117-107	W
11/18/50	A	86-77**	L	3/12/58	H	89-96	L	12/3/66	A	130-118	W	12/8/83	H	129-106	W
11/19/50	H	90-77	W	10/22/58	H	99-79	W	12/11/66	H	119-118	W	1/12/84	A	95-89	W
12/13/50	H	72-62	L	10/25/58	A	94-110	L	12/14/66	H	124-126	W	3/21/84	A	123-116	W
12/28/50	A	67-75	L	11/28/68	H	114-93	W	12/29/66	A	125-114	W	4/6/84	H	112-97	W
1/7/51	H	69-57	W	11/30/68	A	84-77	L	1/13/67	H	103-125	L	11/16/84	H	128-116	W
2/8/51	H	69-58	W	12/6/58	H	128-132***	L	2/22/67	H	103-102	W	11/30/84	H	130-121	W
2/17/51	A	82-87	L	12/28/58	A	116-120	L	2/26/67	H	141-127	W	2/21/85	A	123-117	W
3/6/51	A	79-90	L	1/16/59	N	91-95	L	3/1/67	A	116-122	L	4/5/85	H	132-125	W
11/3/51	A	93-74	W	2/10/59	N	108-105	W	10/25/67	H	132-116	W	4/14/85	A	122-116	W
11/22/51	H	70-65**	L	2/11/59	N	118-100	W	11/4/67	A	106-104	W	12/28/85	A	133-111	W
11/19/52	A	84-87	L	2/12/59	N	114-119	W	10/27/67	H	119-132	W	3/8/86	H	122-121**	W
12/0/52	H	91-81**	W	2/25/59	N	116-96	W	1/25/68	N	118-116	W	3/22/86	A	115-113	W
2/3/52	H	77-75	W	3/4/59	H	122-128	L	2/6/68	H	146-102	W	4/3/86	H	135-105	W
2/7/52	H	86-75	W	10/25/59	A	102-103	L	2/23/68	H	131-115	W	4/12/86	A	105-92	L
2/23/52	A	83-73	L	11/21/59	A	99-93*	W	10/22/68	A	103-107	L	11/16/86	H	113-111	W
3/8/52	A	92-94*	L	11/26/59	H	107-100	W	12/21/68	H	112-108	W	12/23/86	A	127-117*	W
3/9/52	H	95-80	W	12/19/59	H	131-113	W	12/29/68	A	125-110	W	2/4/87	H	128-92	W
11/16/52	A	89-87	L	1/9/60	H	121-91	W	1/19/69	H	132-117	W	2/10/87	A	114-98	W
11/29/52	H	71-83	L	1/10/60	H	112-106	W	1/26/69	N	126-113	W	3/22/87	H	129-121	W
12/14/52	H	95-77	W	1/15/60	A	118-122	L	3/19/69	A	128-136*	L	12/1/87	A	125-120*	W
1/4/53	H	83-80*	W	1/27/60	N	116-112	W	10/22/69	A	116-109	W	12/23/87	H	117-103	W
1/6/53	N	69-85	L	1/30/60	H	108-111	W	11/2/69	H	116-124	L	1/28/88	A	115-94	W
1/17/53	A	101-109	W	2/25/60	N	105-95	W	11/19/69	A	116-103	W	3/28/88	A	92-114	L
2/7/53	A	72-87	L	3/3/60	N	117-114	W	1/19/69	H	109-117	L	4/3/88	H	108-104	W
2/19/53	H	107-87	W	3/6/60	H	114-105	W	2/27/70	N	124-114	W	12/23/88	H	120-102	W
3/7/53	A	82-84	L	10/19/60	A	123-140	L	3/8/70	H	144-116	W	1/10/89	A	97-106	L
3/12/53	H	89-77	W	11/22/60	N	133-118	W	12/16/70	A	118-102	W	2/20/89	A	100-97	W
11/14/53	A	91-98***	L	11/23/60	A	118-122	L	1/5/71	N	112-146	L	2/24/89	H	115-103	W
11/21/53	H	76-70	L	11/24/60	N	108-100	W	1/14/71	N	126-120	L	3/23/89	A	115-92	W
12/13/53	N	70-87	L	12/7/60	A	112-114	L	1/24/71	H	142-131	W	4/20/89	H	118-115	W
12/19/53	A	91-78	W	12/16/60	A	116-130	L	2/14/71	H	125-113	W	11/30/89	A	109-93	W
1/4/54	A	84-85	L	1/14/61	H	123-114	W	10/29/71	H	119-107	W	12/26/89	H	104-102	W
1/7/54	H	89-71	W	1/15/61	H	105-109	L	1/12/72	H	107-108	W	1/15/90	H	111-91	W
2/2/54	A	87-78	W	2/6/61	N	110-101	W	1/25/72	H	109-88	W	2/15/90	A	101-92	W
2/14/54	H	105-77	W	2/13/61	A	100-104	L	2/27/72	H	125-118	W	4/5/90	H	110-103	W
2/16/54	N	85-79	L	2/19/61	H	106-112	L	3/15/72	A	121-116	W	11/9/90	H	100-86	W
3/6/54	A	59-74	L	3/11/61	H	105-108	L	10/11/72	H	129-94	W	1/17/91	A	93-78	W
3/9/54	N	61-70	L	3/12/61	H	123-122	W	10/24/72	A	114-94	W	3/25/91	A	99-89	W
11/25/54	H	95-84	W	10/24/61	N	124-122	W	11/27/72	H	123-92	W	3/31/91	H	115-87	W
12/11/54	H	91-83	W	11/1/61	H	120-115	W	12/29/72	H	123-92	W	12/10/91	A	92-90	W
12/15/54	N	97-99*	L	11/3/61	H	114-132	L	1/21/73	H	123-102	W	12/15/91	H	110-94	W
12/12/54	H	100-102	L	11/26/61	A	102-117	L	2/27/73	H	103-107	L	1/23/92	A	108-105	W
1/12/55	A	102-88	W	2/25/61	A	141-127	W	3/21/73	A	124-118	W	1/24/92	H	95-92	W
1/15/55	A	90-93	L	1/20/62	A	124-125	L	10/24/73	A	92-91	W	4/16/92	A	94-102	L
2/12/55	A	95-95	W	1/24/62	H	136-123	W	11/30/73	H	123-107	W	11/8/92	H	114-124	L
2/20/55	H	105-92	W	1/25/62	H	116-112	W	1/6/74	H	109-105	W	12/11/92	A	110-117	L
2/21/55	N	112-110	W	2/5/62	N	134-128*	W	1/18/74	A	116-115	W	1/8/93	H	93-90	W
2/27/55	H	93-84	W	2/8/62	N	109-113	L	2/19/74	A	86-92	L	2/24/93	A	104-99	W
3/3/55	N	76-83	L	2/24/62	A	114-118	L	3/1/74	H	107-100	W	4/24/93	H	125-107	W
3/5/55	A	107-104*	W	3/13/62	H	120-111	W	10/20/74	H	95-105	L	11/10/93	A	101-112	L
11/19/55	A	91-90	W	10/23/62	A	115-116	L	11/27/74	A	89-107	L	1/5/94	A	98-106	L
11/20/55	A	96-104	L	11/22/62	H	134-110	W	2/19/75	A	92-115	L	2/10/94	A	84-103	L
12/7/55	H	94-92	L	11/24/62	H	129-123	W	3/28/75	H	114-103	W	2/24/94	A	90-102	L
12/17/55	H	94-92	L	12/8/62	A	131-128*	W	11/4/75	A	98-116	L	4/6/94	H	128-123*	W
1/7/56	A	98-103	L	12/11/62	N	124-121	W	11/9/75	H	125-112	W	12/23/94	H	100-89	W
1/31/56	N	92-86	W	12/6/63	N	120-119*	W	12/23/75	H	111-97	W	2/16/95	A	82-98	L
2/5/56	H	109-121	W	3/4/63	H	111-114	W	2/5/76	A	109-117	L	3/19/95	H	103-104**	W
2/14/56	H	110-79	W	3/6/63	H	106-97	W	2/27/76	H	97-90	W	3/19/95	H	121-116	W
2/18/56	A	119-99	W	10/25/63	A	122-109	W	10/26/76	A	115-117*	W	4/12/95	A	99-109	L
2/19/56	H	100-93	W	10/30/63	H	107-115	L	12/19/76	H	103-92	W	11/14/95	A	106-100	W
3/3/56	A	90-94	L	11/1/63	H	122-112	W	1/18/77	A	113-111	W	11/24/95	H	98-99	L
3/11/56	H	126-98	W	12/2/63	A	114-109	W	1/17/78	H	107-96	W	12/22/95	H	116-83	W
11/1/56	N	97-88	W	1/16/64	A	95-108	L	12/30/77	H	119-109	W	3/7/96	A	102-89	W
11/3/56	A	95-85	W	2/4/64	A	100-118	L	1/11/78	A	94-102	L	12/10/96	A	92-90	W
11/14/56	H	88-87	W	2/22/64	A	105-107	L	2/22/78	A	122-127*	L	1/2/97	A	90-83	L
11/11/56	H	82-84	W	2/26/64	H	103-97	W	4/2/78	H	133-127	W	1/3/97	H	103-93	W
12/1/56	H	83-95	L	10/20/64	A	113-121	L	11/10/78	H	136-127	W	4/17/97	H	108-99	W
12/16/56	H	101-107	W	11/18/64	H	90-92	L	2/11/79	A	103-104	L	11/4/97	A	101-98	W
12/20/56	N	105-103	L	11/20/64	H	131-121	W	1/17/79	H	122-114	W	12/30/97	H	93-80	W
12/22/56	A	101-115	L	12/24/64	A	90-104	L	4/4/79	A	111-115*	L	3/22/98	A	96-93	W
12/3/57	H	114-107	W	12/18/64	A	107-111	L	10/26/79	H	116-104	W	3/25/98	H	114-91	W
12/20/57	H	107-99	W	1/15/65	A	106-124	L	11/15/79	A	108-114	L	3/14/99	A	101-105	L
2/20/57	H	111-103	W	1/15/65	A	106-124	L	11/25/79	H	111-110	W	3/26/99	H	109-111	W
3/1/57	N	125-117	W	1/27/65	H	119-112	W	12/26/79	H	111-118	L	4/7/99	A	104-89	W
				2/3/65	A	99-130	L	2/15/							



SAN ANTONIO SPURS



San Antonio Spurs

One AT&T Center, San Antonio, TX 78219
phone: (210) 444-5500 / fax: (210) 444-5720 / www.spurs.com

BASKETBALL DIRECTORY / GENERAL INFORMATION

Chairman & CEO: Peter M. Holt
President, Basketball Operations / Head Coach: Gregg Popovich
President of Sports Franchises / General Manager: R.C. Buford
Assistant Coaches: Jim Boylan, Ime Udoka, Chip Engelland, Chad Forcier
Head Athletic Trainer: Will Severing
Senior Director of Communications: Tom James
Basketball Communications Manager: Kris Davis
Basketball Communications Coordinator: Mitch Heckart
Home Court: AT&T Center (18,581) - opened in 2002
Colors: Metallic Silver and Black
Radio: WOAI (1200 AM) - Bill Schoening
KCOR (1350 AM) - Paul Castro (Spanish)
Television: KENS (Ch. 5), KMYS (Ch. 35), FOX Sports Southwest (Ch. 26) - Bill Land, Sean Elliott, Andrew Monaco

FRANCHISE TIMELINE

San Antonio Spurs (founded 1976-77)

ALL-TIME WIN / LOSS

	Home	Away	Neutral	Overall
Lakers vs. Spurs	46-28	29-46	-	75-74

2012-13 RESULTS

11/13/12 vs. San Antonio 82-84 (L) Bryant - 28 Parker - 19
1/9/13 @ San Antonio 105-108 (L) Bryant - 27 Parker - 24
4/14/13 vs. San Antonio 91-86 (W) Howard - 26 Duncan - 23

2013-14 MEETINGS

11/1/13 vs. San Antonio 7:30 pm (ESPN)
3/14/14 @ San Antonio 7:30 pm
3/19/14 vs. San Antonio 7:30 pm (ESPN)
4/16/14 @ San Antonio 7:00 pm

LAKERS PLAYER CAREER STATISTICS VS. SAN ANTONIO

	G	GS	MIN	FG	FGA	FG%	FG3	FG3A	FG3%	FT	FTA	FT%	OFF	DEF	TOT	AST	PF	DQ	STL	TO	BLK	PTS	P/G	HI
Blake	27	14	705	75	193	.389	29	75	.387	19	24	.792	7	57	64	102	37	0	17	39	2	198	7.3	23
Bryant	55	50	2058	506	1157	.437	59	190	.311	268	318	.843	64	237	301	223	127	0	77	167	32	1339	24.3	44
Farmer	16	0	318	50	101	.495	16	37	.432	12	17	.706	4	28	32	36	22	0	9	17	1	128	8.0	36
Gasol	40	40	1463	277	569	.487	4	8	.500	160	204	.784	96	248	344	126	95	2	31	94	70	718	18.0	32
Henry	5	0	67	6	17	.353	0	0	---	6	10	.600	3	8	11	2	9	0	3	2	1	18	3.6	8
Hill	12	3	176	23	43	.535	0	1	.000	10	14	.714	20	35	55	2	26	0	3	10	9	56	4.7	8
Johnson	9	5	215	27	64	.422	11	24	.458	4	6	.667	4	20	24	7	12	1	5	11	7	69	7.7	15
Kaman	29	24	824	150	311	.482	0	1	.000	72	95	.758	48	163	211	35	69	0	12	57	39	372	12.8	23
Meeks	10	4	180	21	52	.404	10	27	.370	7	8	.875	2	14	16	7	2	0	9	9	0	59	5.9	15
Nash	54	49	1782	296	631	.469	52	124	.419	113	130	.869	28	149	177	431	99	0	38	166	3	757	14.0	30
Sacre	1	1	25	2	9	.222	0	0	---	0	0	---	0	2	2	1	4	0	0	1	1	4	4.0	4
Williams	7	0	131	13	40	.325	5	18	.278	2	2	1.000	10	12	22	1	11	0	1	4	2	33	4.7	9
Young	9	2	202	30	91	.330	6	23	.261	14	17	.824	6	14	20	3	19	0	2	17	1	80	8.9	18

CURRENT STREAK

Won 1

LAST HOME LOSS

11/13/12 (82-84)

MOST POINTS ALLOWED

137 @ San Antonio, 4/3/84

CURRENT HOME STREAK

Won 1

LAST ROAD LOSS

1/9/13 (105-108)

FEWEST POINTS SCORED

80 @ San Antonio, 2/8/99

CURRENT ROAD STREAK

Lost 2

LARGEST WINNING MARGIN

40 vs. San Antonio, 3/30/89 (138-98)

FEWEST POINTS ALLOWED

75 @ San Antonio, 2/8/99

LAST HOME WIN

4/14/13 (91-86)

LARGEST LOSING MARGIN

32 @ San Antonio, 2/22/77 (135-103)

HIGH INDIV. GAME (LAKERS)

44, K. Bryant vs. San Antonio, 2/14/03

LAST ROAD WIN

4/11/12 (98-84)

MOST POINTS SCORED

147 @ San Antonio, 3/20/87

HIGH INDIV. GAME (SPURS)

44, G. Banks @ San Antonio, 4/13/83

44, R. Brewer @ San Antonio, 11/10/81





LAKERS VS. SPURS GAME-BY-GAME RESULTS (75-74)

Date	H/A	Score	W/L	Date	H/A	Score	W/L
12/3/76	H	114-105	W	11/13/97	A	109-100*	W
1/14/77	A	109-106	W	12/5/97	H	98-88	W
2/22/77	A	103-135	L	3/6/98	H	91-84	W
4/1/77	H	107-102	W	4/13/98	A	99-75	W
10/25/77	H	109-107	W	2/8/99	A	80-75	W
10/29/77	A	118-129	L	2/19/99	H	106-94	W
2/14/78	H	128-114	W	4/24/99	A	81-108	L
3/21/78	A	105-109	L	12/25/99	H	99-93	W
10/22/78	H	134-121	W	2/1/00	A	81-105	L
12/6/78	A	111-112	L	4/8/00	H	80-98	L
2/6/79	H	119-111*	W	4/19/00	A	98-103	L
3/14/79	A	112-125	L	11/8/00	A	81-91	L
12/4/79	A	127-121	W	12/1/00	H	109-100	W
12/16/79	H	121-119	W	2/21/01	A	101-99	W
10/26/80	H	102-108	L	3/9/01	H	89-93*	L
11/8/80	A	109-112	L	1/19/02	A	98-81	W
12/21/80	H	135-122	W	1/25/02	H	94-91	W
1/2/81	A	112-118	L	3/20/02	A	90-108	L
3/10/81	H	118-104	W	3/31/02	H	96-95	W
11/10/81	A	102-128	L	10/29/02	H	82-87	L
11/20/81	H	136-116	W	11/20/02	A	88-95	L
11/25/81	A	117-96	W	2/14/03	H	95-103	L
2/12/82	H	94-100	L	3/23/03	A	89-98	L
3/26/82	A	105-110	L	11/6/03	A	120-117**	W
11/30/82	A	114-117	L	11/28/03	H	103-87	W
1/21/83	H	119-110	W	12/3/03	A	90-86	W
2/15/83	H	103-124	L	4/4/04	H	89-95	L
3/25/83	H	120-132	L	11/5/04	H	96-105	L
4/13/83	A	109-114	L	1/4/05	A	83-100	L
1/6/84	H	117-124	L	2/3/05	H	91-103	L
1/21/84	A	108-113	L	4/2/05	A	94-95	L
2/5/84	A	110-98	W	11/29/05	A	84-90	L
3/15/84	H	143-124	W	3/6/06	H	96-103	L
4/3/84	A	109-137	L	3/10/06	A	100-92	W
10/27/84	A	112-113	L	3/30/06	H	85-96	L
11/2/84	H	119-100	W	12/10/06	H	106-99	W
1/6/85	H	99-98	W	1/17/07	A	100-96	W
3/15/85	H	115-114	W	1/28/07	H	94-96*	L
4/3/85	A	108-122	L	11/13/07	A	92-107	L
10/26/85	A	121-116**	W	12/13/07	H	102-97	W
11/24/85	H	118-102	W	1/23/08	A	91-103	L
12/26/85	A	91-109	L	4/13/08	H	106-85	W
3/21/86	A	117-109	W	1/14/09	A	111-112	L
3/24/86	H	124-102	W	1/25/09	H	99-85	W
11/19/86	A	117-108	W	3/12/09	A	102-95	W
1/11/87	H	111-109	W	1/12/10	A	85-105	L
3/20/87	H	147-115	W	2/8/10	H	101-89	W
4/10/87	H	131-121	W	3/24/10	A	92-83	W
4/17/87	A	103-115	L	4/4/10	H	81-100	L
11/10/87	A	133-124	W	12/28/10	A	82-97	L
11/15/87	H	147-130	W	2/3/11	H	88-89	L
1/4/88	H	133-115	W	3/6/11	A	99-83	W
2/12/88	A	133-132	W	4/12/11	H	102-93	W
4/19/88	A	133-126	W	4/11/12	A	98-84	W
11/5/89	A	107-122	L	4/17/12	H	91-112	L
1/8/89	H	126-96	W	4/20/12	A	97-121	L
3/30/89	H	138-98	W	11/13/12	H	82-84	L
4/12/89	A	107-100	W	1/9/13	A	105-108	L
11/4/89	A	98-106	L	4/14/13	H	91-86	W
11/26/89	H	132-112	W				
1/29/90	H	84-96	L				
2/20/90	A	115-114*	W				
11/13/90	A	99-110	L				
11/28/90	H	97-80	W				
3/17/91	H	98-91	W				
4/2/91	A	122-115	W				
11/22/91	H	98-96	W				
1/8/92	A	87-103	L				
4/1/92	A	86-104	L				
4/9/92	H	94-102	L				
12/15/92	A	107-101	W				
12/26/92	H	92-104	L				
3/15/93	A	92-87	W				
3/17/93	H	100-101	L				
1/2/94	A	92-94	L				
1/9/94	H	89-95	L				
2/1/94	A	97-112	L				
2/25/94	H	110-126	L				
12/17/94	A	102-116	L				
2/8/95	H	115-99	W				
3/29/95	A	84-107	L				
4/9/95	H	87-101	L				
12/5/95	A	89-117	L				
12/28/95	H	99-107	L				
4/7/96	H	107-97	W				
4/18/96	A	100-103	L				
11/13/96	A	83-95	L				
11/22/96	H	96-86	W				
1/29/97	A	99-92	W				
4/4/97	H	83-94	L				

* indicates number of overtimes



TORONTO RAPTORS



Toronto Raptors

50 Bay Street, Ste. 500, Toronto, Ontario, Canada M5J2L2
phone: (416) 815-5600 / fax: (416) 359-9205 / www.raptors.com

BASKETBALL DIRECTORY / GENERAL INFORMATION

Chairman of the Board & NBA Governor: Lawrence M. Tanenbaum, O.C.

President & General Manager: Masai Ujiri

Head Coach: Dwane Casey

Assistant Coaches: Bill Bano, Nick Nurse, Jesse Mermuys, Tom Sterner

Head Athletic Trainer: Scott McCullough

Director, Media Relations: Jim LaBumbard

Manager, Media Relations: Roven Yau

Coordinator, Media Relations: Phil Summers

Home Court: Air Canada Centre (19,800) - opened in 1999

Colors: Red, Black and Silver

Radio: The FAN (590 AM), TSN Radio (AM 1010) - Paul Jones, Eric Smith

Television: TSN, TSN2, Sportsnet, Sportsnet ONE, Sportsnet 360 -

Matt Devlin, Leo Rautins, Jack Armstrong, Sherman Hamilton

FRANCHISE TIMELINE

Toronto Raptors (founded 1995-96)

ALL-TIME WIN / LOSS

	Home	Away	Neutral	Overall
Lakers vs. Raptors	14-2	12-5	-	26-7

2012-13 RESULTS

1/20/13 @ Toronto 103-108 (L) Bryant - 26 Calderon - 22
 3/8/13 vs. Toronto 118-116 OT (W) Bryant - 41 DeRozan - 28

2013-14 MEETINGS

12/8/13 vs. Toronto 6:30 pm
 1/19/14 @ Toronto 1:00 pm

LAKERS PLAYER CAREER STATISTICS VS. TORONTO

	G	GS	MIN	FG	FGA	FG%	FG3	FG3A	FG3%	FT	FTA	FT%	OFF	DEF	TOT	AST	PF	DQ	STL	TO	BLK	PTS	P/G	HI
Blake	18	8	421	46	116	.397	21	60	.350	7	9	.778	6	30	36	72	19	0	14	22	0	120	6.7	19
Bryant	29	25	1068	287	602	.477	50	130	.385	196	229	.856	31	137	168	152	66	0	41	100	13	820	28.3	81
Farmar	15	3	300	49	119	.412	18	48	.375	9	9	1.000	6	23	29	47	23	0	7	18	4	125	8.3	17
Gasol	22	22	756	181	333	.544	0	2	.000	100	131	.763	64	135	199	61	51	0	9	50	27	462	21.0	32
Henry	3	0	11	0	1	.000	0	0	---	2	2	1.000	0	0	0	0	1	0	0	0	0	2	0.7	2
Hill	4	1	49	7	18	.389	0	0	---	0	1	.000	6	8	14	0	4	0	0	2	3	14	3.5	8
Johnson	4	1	99	11	36	.306	5	18	.278	2	2	1.000	6	5	11	6	4	0	4	5	3	29	7.3	14
Kaman	16	13	455	88	188	.468	0	1	.000	33	50	.660	38	103	141	21	47	0	4	30	24	209	13.1	25
Meeks	8	4	217	13	56	.232	7	39	.179	10	12	.833	2	20	22	8	11	0	4	3	0	43	5.4	10
Nash	27	24	898	151	303	.498	40	84	.476	69	74	.932	15	88	103	268	33	0	23	77	1	411	15.2	27
Sacre	1	0	4	0	0	---	0	0	---	0	0	---	1	0	1	0	1	0	0	0	0	0	0.0	0
Williams	11	0	158	16	44	.364	8	21	.381	0	0	---	6	14	20	6	15	0	4	5	6	40	3.6	14
Young	20	6	480	92	204	.451	18	53	.340	44	52	.846	10	43	53	22	33	0	9	17	7	246	12.3	29

CURRENT STREAK

Won 1

LAST HOME LOSS

12/28/01 (86-89)

MOST POINTS ALLOWED

116 vs. Toronto, 3/8/13 (OT)
111 vs. Toronto, 11/21/99

CURRENT HOME STREAK

Won 10

LAST ROAD LOSS

1/20/13 (103-108)

FEWEST POINTS SCORED

84 @ Toronto, 2/1/04

CURRENT ROAD STREAK

Lost 1

LARGEST WINNING MARGIN

20 @ Toronto, 1/6/02 (109-89)
20 @ Toronto, 2/18/08 (121-101)

FEWEST POINTS ALLOWED

79 vs. Toronto, 11/12/03

LAST HOME WIN

3/8/13 (118-116 OT)

LARGEST LOSING MARGIN

9 vs. Toronto, 11/21/99 (102-111)

HIGH INDIV. GAME (LAKERS)

81, K. Bryant vs. Toronto, 1/22/06

LAST ROAD WIN

2/12/12 (94-92)

MOST POINTS SCORED

122 vs. Toronto, 1/22/06

HIGH INDIV. GAME (RAPTORS)

34, V. Carter vs. Toronto, 11/21/99





LAKERS VS. RAPTORS GAME-BY-GAME RESULTS (26-7)

Date	H/A	Score	W/L
12/8/95	H	120-103	W
3/31/96	A	111-106	W
11/8/96	A	92-93	L
3/16/97	H	98-90*	W
11/30/97	H	105-99	W
3/31/98	A	114-105	W
11/21/99	H	111-102	L
12/19/99	A	94-88	W
12/17/00	A	104-101*	W
3/7/01	H	97-85	W
12/28/01	H	86-89	L
1/6/02	A	109-89	W
12/22/02	A	109-107	W
12/29/02	H	104-88	W
11/12/03	H	94-79	W
2/1/04	A	84-83	W
12/28/04	H	117-99	W
2/27/05	A	102-108	L
12/7/05	A	102-91	W
1/22/06	H	122-104	W
11/17/06	H	107-100	W
2/9/07	A	92-96	L
2/1/08	A	121-101	W
3/11/08	H	117-108	W
11/30/08	H	112-99	W
2/4/09	A	115-107	W
1/24/10	A	105-106	L
3/9/10	H	109-107	W
11/5/10	H	108-103	W
12/19/10	A	120-110	W
2/12/12	A	94-92	W
1/20/13	A	103-108	L
3/8/13	H	118-116*	W



* indicates number of overtimes



Utah Jazz

301 West South Temple, Salt Lake City, UT 84101
phone: (801) 325-2500 / fax: (801) 325-2578 / www.utahjazz.com

DIRECTORY / GENERAL INFORMATION

Owner: Gail Miller
Chief Executive Officer / NBA Governor: Greg Miller
Exec. VP of Basketball Operations: Kevin O'Connor
Head Coach: Tyrone Corbin
Assistant Coaches: Sidney Lowe, Michael Sanders, Brad Jones
Head Athletic Trainer: Gary Briggs
Vice President, Miller Sports Properties: Frank Zang
Director, Communications: Jonathan Rinehart
Senior Manager, Communications: Derek Garduño
Home Court: EnergySolutions Arena (19,911) - opened in 1991
Colors: Navy, Dark Yellow, Dark Green, Gray
Radio: KZNS (1280 AM) / The Zone (97.5 FM) - David Locke, Ron Boone
Television: ROOT Sports - Craig Bolerjack, Matt Harpring

FRANCHISE TIMELINE / LAKERS RECORD

New Orleans Jazz (founded 1974-75) W/L: 13-5
Utah Jazz (founded 1979-80) W/L: 88-55

ALL-TIME WIN / LOSS

	Home	Away	Neutral	Overall
All-Time Totals	63-18	38-42	-	101-60
Lakers vs. Utah	55-17	33-38	-	88-54

2012-13 RESULTS

11/7/12 @ Utah 86-95 (L) Bryant - 29 Jefferson - 18
12/9/12 vs. Utah 110-117 (L) Bryant - 34 Millsap - 24
1/25/13 vs. Utah 102-84 (W) Howard - 17 Favors - 14

2013-14 MEETINGS

12/27/13 @ Utah 7:00 pm
1/3/14 vs. Utah 7:30 pm
2/11/14 vs. Utah 7:30 pm
4/14/14 @ Utah 7:00 pm

LAKERS PLAYER CAREER STATISTICS VS. UTAH

	G	GS	MIN	FG	FGA	FG%	FG3	FG3A	FG3%	FT	FTA	FT%	OFF	DEF	TOT	AST	PF	DQ	STL	TO	BLK	PTS	P/G	HI
Blake	31	15	771	73	179	.408	38	96	.396	13	19	.684	7	61	68	108	48	0	30	40	0	197	6.4	16
Bryant	57	49	2080	470	1046	.449	81	222	.365	458	556	.824	54	210	264	249	165	2	91	163	32	1479	25.9	52
Farmar	14	0	277	57	111	.514	24	53	.453	9	11	.818	3	19	22	37	26	0	9	28	2	147	10.5	21
Gasol	39	38	1416	234	461	.508	5	10	.500	200	284	.704	102	273	375	125	100	0	24	105	74	673	17.3	32
Henry	6	1	90	5	17	.294	1	3	.333	9	20	.450	3	8	11	1	7	0	4	6	0	20	3.3	6
Hill	6	1	100	12	33	.364	0	1	.000	9	14	.643	19	16	35	5	14	0	1	4	6	33	5.5	17
Johnson	11	7	250	37	71	.521	18	37	.486	7	8	.875	5	16	21	10	21	0	8	7	4	99	9.0	22
Kaman	32	28	1037	156	304	.513	0	1	.000	95	130	.731	77	177	254	46	110	1	14	93	56	407	12.7	27
Meeks	7	3	162	19	46	.413	11	26	.423	9	10	.900	0	9	9	5	9	0	1	3	0	58	8.3	17
Nash	54	47	1645	239	534	.448	69	186	.371	165	172	.959	24	133	157	465	118	0	39	167	6	712	13.2	29
Sacre	1	0	1	0	0	---	0	0	---	0	0	---	0	1	1	0	0	0	0	0	0	0	0.0	0
Williams	6	0	94	20	33	.606	10	17	.588	2	5	.400	6	6	12	2	15	1	7	5	3	52	8.7	25
Young	10	2	239	39	87	.448	10	25	.400	36	40	.900	0	14	14	10	22	0	9	11	3	124	12.4	25

CURRENT STREAK

Won 1

LAST HOME LOSS

12/9/12 (110-117)

MOST POINTS ALLOWED

130 vs. Utah, 11/22/83 (OT)
125 vs. New Orleans, 12/26/78
122 @ Utah, 12/10/82

CURRENT HOME STREAK

Won 1

LAST ROAD LOSS

11/7/12 (86-95)

FEWEST POINTS SCORED

75 @ Utah, 12/4/96

CURRENT ROAD STREAK

Lost 2

LARGEST WINNING MARGIN

46 vs. Utah, 2/4/00 (113-67)
46 vs. Utah, 3/5/86 (130-84)

FEWEST POINTS ALLOWED

67 vs. Utah, 2/4/00

LAST HOME WIN

1/25/13 (102-84)

LARGEST LOSING MARGIN

26 @ Utah, 11/3/04 (78-104)
26 @ Utah, 12/4/96 (75-101)
26 @ Utah, 2/22/89 (79-105)

HIGH INDIV. GAME (LAKERS)

52, K. Bryant vs. Utah, 11/30/06

LAST ROAD WIN

1/11/12 (90-87 OT)

MOST POINTS SCORED

132 vs. Utah, 11/30/06

HIGH INDIV. GAME (JAZZ)

50, A. Dantley @ Utah, 11/27/79





LAKERS VS. JAZZ GAME-BY-GAME RESULTS (101-60)

Date	H/A	Score	W/L	Date	H/A	Score	W/L
11/29/74	H	127-122	W	12/10/94	A	120-113	W
1/24/75	H	110-108	W	2/27/95	H	95-101	L
1/29/75	A	112-108	W	4/7/95	H	113-90	W
3/5/75	A	117-123	L	4/11/95	A	93-100	L
11/5/75	A	110-113	L	11/8/95	A	98-108	L
11/12/75	H	116-100	W	12/30/95	A	82-99	L
2/13/76	H	126-112	W	1/5/96	H	116-100	W
2/17/76	A	115-101	W	2/4/96	H	110-103	W
12/15/76	A	115-105	W	11/20/96	H	97-113	L
1/30/77	H	101-99	W	12/4/96	A	75-101	L
3/20/77	H	100-95	W	4/9/97	A	89-101	L
11/11/77	H	123-107	W	4/13/97	H	100-98	W
12/13/77	A	94-117	L	10/31/97	H	104-87	W
3/29/78	A	108-103	W	11/18/97	A	97-92	W
11/17/78	H	121-109	W	3/28/98	A	91-106	L
12/5/78	A	114-102	W	4/19/98	H	102-98	W
12/26/78	H	123-125	L	2/7/99	H	91-100	L
1/2/79	A	105-109	L	3/7/99	A	97-89	W
10/23/79	H	102-87	W	4/8/99	H	93-106	L
11/27/79	A	122-118	W	4/17/99	A	93-109	L
12/27/79	A	124-116	W	11/2/99	A	91-84	W
1/15/80	H	112-99	W	11/24/99	H	90-82	W
3/23/80	H	101-96	W	1/24/00	A	101-105	L
3/27/80	A	97-95	W	2/4/00	H	113-67	W
10/25/80	A	127-99	W	11/1/00	H	92-97	L
12/7/80	H	113-100	W	1/3/01	H	82-71	W
12/30/80	A	100-110	L	1/13/01	A	103-111	L
1/27/81	H	111-104	W	4/30/01	A	96-88	W
3/28/81	A	110-112*	L	11/1/01	A	105-101	W
11/18/81	A	113-110	W	11/4/01	H	100-96	W
12/1/81	H	117-86	W	3/6/02	A	84-92	L
12/29/81	H	121-114	W	4/9/02	H	112-82	W
3/17/82	A	120-112	W	12/4/02	A	85-93	L
4/14/82	H	128-115	W	12/8/02	H	110-101	W
11/6/82	A	104-101	W	2/1/03	H	99-87	W
12/10/82	A	128-122	W	2/19/03	A	93-87	W
12/22/82	H	124-100	W	12/7/03	H	94-92	W
2/9/83	H	113-99	W	1/24/04	A	93-86	W
2/26/83	A	92-101	L	3/8/04	A	83-88	L
10/29/83	A	120-115	W	3/28/04	H	91-84	W
11/13/83	H	124-118	W	11/3/04	A	78-104	L
11/22/83	H	126-130*	L	1/17/05	H	94-102	L
2/3/84	H	109-105	W	2/15/05	H	102-95	W
4/5/84	A	129-115	W	3/22/05	A	107-115	L
11/28/84	A	114-109	W	12/1/05	A	105-101*	W
1/10/85	H	120-112	W	1/1/06	H	94-88	L
1/26/85	A	83-96	L	1/3/06	A	80-90	L
3/12/85	H	123-108	W	2/13/06	H	94-88	W
3/13/85	A	120-105	W	11/24/06	A	108-114	L
11/7/85	A	116-106	W	11/30/06	H	132-102	W
11/12/85	H	119-110	W	2/26/07	A	102-94	W
12/4/85	A	131-127*	W	11/4/07	H	119-109	W
1/3/86	H	110-101	W	11/30/07	A	96-120	L
3/5/86	H	130-84	W	12/28/07	H	123-109	W
1/4/87	H	121-113	W	3/20/08	A	106-95	W
1/8/87	A	101-107	L	1/2/09	H	113-100	W
2/28/87	A	100-107	L	2/11/09	A	109-113	L
3/18/87	H	111-97	W	4/14/09	H	125-112	W
4/16/87	A	110-97	W	12/9/09	H	101-77	W
12/26/87	A	117-109	W	12/12/09	A	94-102	L
1/26/88	H	111-100	W	2/10/10	A	96-81	W
2/26/88	H	112-105	W	4/2/10	H	106-92	W
3/29/88	H	122-111	W	11/26/10	A	96-102	L
4/2/88	A	92-106	L	1/25/11	H	120-91	W
12/2/88	H	113-92	W	4/1/11	A	96-85	W
12/25/88	A	87-101	L	4/5/11	H	85-86	L
2/22/89	A	79-105	L	12/27/11	H	96-71	W
4/7/89	H	97-99	L	1/11/12	A	90-87*	W
11/25/89	A	92-86	W	2/4/12	A	87-86	L
2/25/90	H	103-104	L	3/18/12	H	99-103	L
4/1/90	H	119-103	W	11/7/12	A	86-95	L
4/12/90	A	104-107	L	12/9/12	H	110-117	L
12/7/90	A	79-101	L	1/25/13	H	102-84	W
1/9/91	H	108-85	W				
4/11/91	H	110-95	W				
4/20/91	A	93-107	L				
12/11/91	H	95-101	L				
2/13/92	A	91-97	L				
3/27/92	A	103-92	W				
4/11/92	H	90-93	L				
1/22/93	A	94-98	L				
2/4/93	H	114-110	W				
4/4/93	H	99-111	L				
4/21/93	A	102-113	L				
2/6/94	H	107-90	W				
2/9/94	A	103-96	W				
3/14/94	A	101-102	L				
4/24/94	H	97-103	L				

* indicates number of overtimes



WASHINGTON WIZARDS



Washington Wizards

601 F Street NW, Washington DC, 20004

phone: (202) 661-5000 / fax: (202) 661-5113 / www.washingtonwizards.com

DIRECTORY / GENERAL INFORMATION

Majority Owner: Ted Leonsis

President: Ernie Grunfeld

Head Coach: Randy Wittman

Assistant Coaches: Don Zierden, Sam Cassell, Ryan Saunders, Don Newman, Pat Sullivan

Head Athletic Trainer: Eric Waters

Senior Director, Communications: Scott Hall

Director, Basketball Communications: Patrick Reece

Director, Corporate Communications: Ketsia Colimon

Communications Manager: Daren Jenkins

Home Court: Verizon Center (20,278) - opened in 1997

Colors: Red, White and Blue

Radio: 106.7 The Fan - Dave Johnson, Glenn Consor

Television: Comcast SportsNet - Steve Buckhantz, Phil Chenier, Chris Miller

FRANCHISE TIMELINE / LAKERS RECORD

Chicago Packers	(founded 1961-62)	W/L: 8-2
Chicago Zephyrs	(founded 1962-63)	W/L: 7-3
Baltimore Bullets	(founded 1963-64)	W/L: 45-26
Capitol Bullets	(founded 1973-74)	W/L: 2-2
Washington Bullets	(founded 1974-75)	W/L: 34-22
Washington Wizards	(founded 1997-98)	W/L: 20-9

ALL-TIME WIN / LOSS

ALL-TIME TOTALS	Home	Away	Neutral	Overall
67-19	42-46	7-0		116-65
Lakers vs. Bullets/Wizards	59-18	37-42	5-0	101-60

2012-13 RESULTS

12/14/12 @ Washington	102-96 (W)	Bryant - 30	Martin - 21
3/22/13 vs. Washington	100-103 (L)	Bryant - 21	Ariza - 25

2013-14 MEETINGS

11/26/13 @ Washington	7:00 pm
3/21/14 vs. Washington	7:30 pm

LAKERS PLAYER CAREER STATISTICS VS. WASHINGTON

	G	GS	MIN	FG	FGA	FG%	FG3	FG3A	FG3%	FT	FTA	FT%	OFF	DEF	TOT	AST	PF	DQ	STL	TO	BLK	PTS	P/G	HI
Blake	13	4	293	29	75	.387	11	37	.297	11	13	.846	3	33	36	49	21	0	8	15	1	80	6.2	15
Bryant	29	25	1037	237	539	.440	52	128	.406	213	258	.826	27	128	155	172	79	1	38	80	14	739	25.5	55
Farmar	11	2	225	28	68	.412	12	31	.387	5	6	.833	3	11	14	38	15	0	8	22	1	73	6.6	14
Gasol	19	19	629	121	232	.522	0	2	.000	99	138	.717	58	118	176	65	43	0	9	51	28	341	17.9	39
Henry	3	0	21	1	5	.200	0	0	---	0	2	.000	1	0	1	0	1	0	1	0	0	2	0.7	2
Hill	7	0	122	25	54	.463	0	1	.000	11	18	.611	20	23	43	3	17	0	4	4	4	61	8.7	13
Johnson	4	4	97	16	42	.381	4	14	.286	1	2	.500	2	11	13	3	4	0	2	5	2	37	9.3	18
Kaman	17	15	532	97	166	.584	0	0	---	49	64	.766	43	95	138	31	51	0	13	45	28	243	14.3	28
Meeks	10	5	253	37	69	.536	20	44	.455	15	15	1.000	6	17	23	14	13	0	10	5	0	109	10.9	26
Nash	27	25	881	146	303	.482	38	96	.396	82	92	.891	12	80	92	274	44	0	13	80	3	412	15.3	42
Sacre	1	0	16	2	2	1.000	0	0	---	0	0	---	1	3	4	0	3	0	0	1	1	4	4.0	4
Williams	7	0	78	11	31	.355	5	15	.333	7	11	.636	7	10	17	4	10	0	0	9	0	34	4.9	10
Young	2	1	44	7	20	.350	3	8	.375	1	2	.500	1	3	4	4	5	0	3	1	0	18	9.0	18

CURRENT STREAK

Lost 1

LAST HOME LOSS

3/22/13 (100-103)

MOST POINTS ALLOWED

147 vs. Washington, 12/17/06

CURRENT HOME STREAK

Lost 1

LAST ROAD LOSS

3/7/12 (101-106)

FEWEST POINTS SCORED

81 @ Washington, 3/14/05

CURRENT ROAD STREAK

Won 1

LARGEST WINNING MARGIN

35 vs. Washington, 3/16/94 (129-94)

FEWEST POINTS ALLOWED

84 @ Washington, 12/21/86

84 @ Washington, 10/22/76

LAST HOME WIN

12/7/10 (115-108)

LARGEST LOSING MARGIN

32 vs. Baltimore, 11/23/69 (97-129)

HIGH INDIV. GAME (LAKERS)

55, K. Bryant vs. Washington, 3/28/03

LAST ROAD WIN

12/14/12 (102-96)

MOST POINTS SCORED

151 vs. Washington, 2/6/76

HIGH INDIV. GAME (WIZARDS)

60, G. Arenas vs. Washington, 12/17/06





LAKERS VS. WIZARDS GAME-BY-GAME RESULTS (116-65)

Date	H/A	Score	W/L	Date	H/A	Score	W/L	Date	H/A	Score	W/L
11/4/61	A	125-112	W	11/21/73	A	106-97	W	3/7/12	A	101-106	W
11/13/61	H	127-113	W	12/9/73	H	96-110	L	3/22/13	H	102-96	W
11/15/61	H	133-118	W	1/8/74	A	92-94	L				
12/15/61	A	94-97	L	1/25/74	H	143-124	W				
12/20/61	N	102-98	W	11/24/74	H	108-111	L				
1/21/62	A	112-111*	W	1/5/75	H	112-109*	W				
1/28/62	H	124-109	W	1/11/75	A	90-102	L				
1/30/62	H	107-92	W	3/2/75	A	104-117	L				
2/4/62	A	105-113	L	12/2/75	A	104-107	L				
2/23/62	N	124-117*	W	12/7/75	H	114-106	W				
10/24/62	A	107-118	L	1/25/76	H	101-105	L				
11/11/62	H	105-109*	L	2/15/76	A	88-101	L				
11/13/62	H	107-84	W	10/22/76	A	103-84	W				
11/17/62	A	110-109	W	11/30/76	H	109-102	W				
11/26/62	H	128-106	W	2/20/77	A	108-101	W				
1/18/63	A	116-108	W	3/11/77	H	94-91	W				
2/6/63	H	107-105	W	12/20/77	H	120-115	W				
2/8/63	H	94-91	W	1/20/78	H	121-99	W				
2/9/63	A	107-106	W	1/29/78	A	112-119	L				
3/1/63	A	109-114	L	4/5/78	A	119-125	L				
11/14/63	A	123-115	W	10/29/78	H	109-93	W				
12/4/63	A	98-113	L	11/24/78	A	103-113	L				
12/9/63	N	134-120	W	12/22/78	H	127-115	W				
12/12/63	H	120-105	W	3/13/79	A	111-120	L				
12/14/63	H	113-108	W	1/9/80	A	101-103	L				
1/30/64	A	89-107	L	2/17/80	H	111-107	W				
2/9/64	A	110-119	L	1/6/81	H	107-98	W				
2/29/64	A	115-112	W	1/4/81	A	104-114	L				
3/9/64	H	122-112	W	12/8/81	H	102-98	W				
3/11/64	N	115-109	W	2/5/82	A	90-87	W				
10/21/64	A	108-105	W	11/19/82	H	122-92	W				
10/28/64	H	112-102	W	3/4/83	A	93-96	L				
10/29/64	H	95-98	L	1/17/84	H	108-95	W				
11/14/64	A	115-127	L	2/10/84	A	93-96	L				
11/29/64	H	126-110	W	12/8/84	A	98-101	L				
2/6/65	A	112-116	L	12/16/84	H	109-101	W				
2/19/65	A	119-111	W	12/21/85	A	96-84	W				
3/9/65	H	123-114	W	1/5/86	H	118-88	W				
3/11/65	H	121-116*	W	1/18/87	A	115-101	W				
3/17/65	A	106-117	L	2/17/87	H	99-114	L				
11/7/65	A	116-137	L	12/9/87	A	112-120*	L				
11/14/65	H	129-114	W	2/23/88	H	111-100	W				
11/26/65	A	107-110	L	12/4/88	H	119-112*	W				
1/20/66	A	121-123	L	12/18/88	A	110-115	L				
1/28/66	H	138-123	W	11/19/89	H	120-115	W				
1/30/66	H	136-122	W	12/9/89	A	101-103	L				
2/9/66	A	123-116*	W	12/9/90	H	106-99	W				
3/2/66	A	113-119	L	3/9/91	A	87-72	L				
3/4/66	H	123-106	W	2/14/92	H	92-108	L				
3/6/66	H	126-105	W	3/14/92	A	82-89	L				
10/15/66	A	126-115	W	12/11/92	H	118-93	W				
11/4/66	H	131-98	W	1/24/93	A	112-110*	W				
11/8/66	H	102-104	L	3/5/94	A	118-124	L				
11/30/66	A	126-111	W	3/16/94	H	129-94	W				
12/1/67	A	119-126	L	11/26/94	A	112-96	W				
12/5/67	H	128-115	W	3/24/95	H	113-103	W				
1/28/67	H	133-118	W	12/15/95	A	114-122	L				
2/8/67	N	121-108	W	3/1/96	H	100-95	W				
3/17/67	A	135-133	W	2/2/97	H	129-99	W				
10/29/67	H	118-105	W	2/27/97	A	122-107	W				
11/17/67	A	107-116	L	3/2/98	A	86-96	L				
12/6/67	A	136-125	W	3/29/98	H	116-89	W				
1/6/68	A	127-130*	L	12/7/99	H	91-80	W				
2/13/68	A	119-116*	W	3/16/00	A	109-102	L				
3/3/68	H	121-114	W	3/16/01	A	101-89	W				
3/10/68	H	89-119	L	3/23/01	H	104-91	W				
10/25/68	H	117-111	W	2/12/02	H	103-94	W				
12/5/68	A	90-108	L	4/2/02	A	113-93	W				
1/7/69	A	100-93	W	11/8/02	A	99-100	L				
2/19/69	A	88-110	L	3/29/03	H	108-94	W				
3/4/69	H	108-116	L	11/26/03	H	120-99	W				
3/9/69	H	120-109	W	2/28/04	A	122-110	W				
10/21/69	A	142-137*	W	12/17/04	H	116-120*	L				
11/23/69	H	97-129	L	3/14/05	A	81-95	L				
2/10/70	H	106-111	L	12/16/05	H	97-91	W				
2/18/70	A	103-117	L	12/26/05	A	91-94	L				
3/4/70	A	94-91	W	12/17/06	H	141-147*	L				
3/6/70	H	100-105	L	2/3/07	A	118-102	W				
10/17/70	A	116-118*	L	2/3/08	A	103-91	W				
11/8/70	H	124-105	W	3/30/08	H	126-120*	W				
12/1/70	A	97-93	W	12/5/08	A	106-104	W				
2/23/71	A	114-107	W	1/22/09	H	117-97	W				
3/9/71	H	95-107	L	1/26/10	A	115-103	W				
11/5/71	H	110-106	W	3/21/10	H	99-92	W				
12/22/71	A	127-120	W	12/7/10	H	115-108	W				
2/6/72	H	151-127	W	12/14/10	A	103-89	W				
2/13/72	N	121-110	W								
3/5/72	H	94-108	L								
12/20/72	A	96-90	W								
1/16/73	H	104-112	L								
2/4/73	N	125-115	W								
2/16/73	H	121-103	W								

* indicates number of overtimes

LA's Sports Leader

ESPN LA
((710 AM))

YOUR HOME FOR



Stay Connected

ESPN LA.com



ESPNLosAngeles



ESPNLA710



COMMUNITY RELATIONS

- 350 | NBA Cares
- 351 | Lakers In The Community




NBA Cares is the league's global social responsibility program that builds on the NBA's mission of addressing important social issues in the United States and around the world.

Through this program, the NBA, its teams and players have donated more than \$220 million to charity, completed more than 2.5 million hours of hands-on community service, and created more than 810 places where kids and families can live, learn, or play, in 25 countries and territories on five continents.

NBA Cares works with internationally recognized youth-serving programs that support education, youth and family development, and health and wellness, including: KaBOOM!, Special Olympics, Boys and Girls Clubs of America, UNICEF, the Make-A-Wish Foundation, and GLSEN.

For more information about the NBA's latest community outreach efforts, please log on to: www.nbacares.com.



LOS ANGELES LAKERS YOUTH FOUNDATION

OUR MISSION

The Los Angeles Lakers Youth Foundation supports local non-profit and youth organizations that are dedicated to improving the quality of life in our community. We are committed to utilizing our resources to provide educational, athletic and recreational opportunities to Los Angeles youth.

BUSS FAMILY & THE LAKERS

During his lifetime, as a result of his considerable charitable efforts, Dr. Jerry Buss was honored by a wide range of organizations that included City of Hope, NAACP, the B'Nai B'rith, United Negro College Fund, United Indian Development Association, National Organization of Women, Boys and Girls Clubs of America, Muscular Dystrophy Association, the Los Angeles Human Relations Commission, Heart of Los Angeles Youth and Special Olympics of Southern California. Following in their father's footsteps, the Buss family's philanthropic and community support is as diverse as the community in which they live and work.

The Lakers and the Lakers Youth Foundation annually donate thousands of dollars, tickets, merchandise, and autographed items to support countless neighborhood schools, libraries, and churches as well as non-profit organizations which attend to the needs of communities in Southern California.



LAKERS "READ TO ACHIEVE"

The Los Angeles Lakers READ TO ACHIEVE campaign enjoys continued success as the organization and its players focus their efforts on literacy and instilling the joy of reading in Los Angeles youth. The main components of the program are the annual reading challenge, book drive and the development of Lakers Reading and Learning Centers throughout L.A. and Hawaii.

Currently its thirteenth year, the Lakers Read to Achieve Reading Challenge is open to local elementary schools and has encouraged nearly 275,000 students to read for Lakers prizes and tickets. Students who complete the challenge receive a Lakers prize, a certificate of completion, and are entered into a drawing to win Lakers tickets. Classrooms with a 100% completion rate are eligible to win Grand Prizes.

Chick Hearn Night has been celebrated at the Lakers home game closest to Chick's birthday every season since his passing in 2002. The book drive is a perfect way to celebrate Chick's passion for reading and education, and the Lakers dedication to literacy. All of the books collected benefit Lakers Reading and Learning Centers that have been created throughout the Los Angeles area. Over the past six seasons, Lakers fans have generously donated over 8,000 books to support literacy.

Since 2002, the Lakers have created fifteen Lakers Reading Rooms or Lakers Reading and Learning Centers throughout Los Angeles and Hawaii. Each site was remodeled with new carpet, paint, bookshelves, tables, chairs, sofas, children's books, and framed Lakers photos, offering children a safe and fun learning environment dedicated to literacy.





LAKERS YOUTH BASKETBALL CLINICS

The Lakers youth basketball program is dedicated to promoting the sport of basketball and developing the skills of young players. With our talents and resources, the Lakers support existing youth basketball leagues, renovate basketball courts throughout the city of Los Angeles, conduct clinics for players and coaches, and host our annual summer camp, Camp Lakers.

Camp Lakers, an annual summer youth basketball camp for boys ages 9-18, focuses on providing young players with a program that improves their overall basketball skills in a fun and challenging environment. Camp Lakers 2013 was held at the Next Level Sports Complex in Garden Grove. Since 2000, Camp Lakers has featured personal instruction and appearances by players such as Kobe Bryant, Derek Fisher, and Steve Blake, as well as insight from Lakers Legend Michael Cooper and General Manager Mitch Kupchak. Proceeds from the camp benefit the Lakers Youth Foundation.

LAKERS "TEAM UP"

Lakers Team Up is the organization's service initiative, designed to allow the Lakers staff to give back to our community. Last season we donated our time to many local and national nonprofit organizations, including: Heal the Bay, US Vets, LA Works, Operation Gratitude, Los Angeles Regional Food Bank, UCLA Mattel Children's Hospital and Habitat for Humanity of Greater Los Angeles.

IN-ARENA AUCTION

At each Lakers home game, fans have the opportunity to bid on autographed memorabilia from the Lakers and other sports teams, with all proceeds benefiting the Lakers Youth Foundation. The auction excitement can be found next to Guest Services and across from Aisle 12 inside STAPLES Center. The auction begins ninety minutes before tip-off and concludes ten minutes before the end of halftime. Over the past fifteen seasons, the in-arena auction has raised over \$1.9 million to support youth education, and basketball programs.

LAKERS CELEBRITY GOLF INVITATIONAL

Each season, the Lakers organization and some of their biggest fans gather to raise money for the Lakers Youth Foundation at the Lakers Celebrity Golf Invitational. Last season's 23rd annual tournament was held at the Riviera Country Club, where golfers had the opportunity to play alongside Lakers Legends and sports and entertainment celebrities on the famed course. After the golfing, guests had the opportunity to meet the entire Lakers team and coaching staff at a charity auction and gala dinner. The money raised at the Lakers Celebrity Golf Invitational benefits the Lakers Youth Foundation, and enables the foundation to provide educational, athletic and recreational opportunities to Los Angeles youth.

GAME NIGHT PROGRAMS FOR KIDS

At each Lakers home game, ten High-Five Kids have the opportunity to line up at courtside and "high five" the Lakers team as they run out onto the court for their warm-up practice. The youth are invited to participate in these programs either as special guests of the Lakers organization, or through random selection from the stands on game night.

COMPLIMENTARY GROUP TICKETS

Each year, the Lakers and the Lakers Youth Foundation donate several thousand tickets to Southern California non-profit organizations so that their members may enjoy a game together. Often, the complimentary group ticket is the non-profit member's first opportunity to see a Lakers game. In addition, the Lakers' It's Time For Kids program provides tickets specifically for foster children, group homes, and underprivileged children.

SPECIAL WISHES

In collaboration with wish granting organizations, the Los Angeles Lakers regularly provide game tickets and arrange player meetings for children and adults facing life-threatening medical conditions. Over the past twelve years, the Lakers have granted over 330 special wishes for children and adults from all over the United States, Canada, and as far away as Israel and the Netherlands.



STUDENTS & EDUCATORS OF THE MONTH PROGRAM

Once a month during the NBA regular season, the Los Angeles Lakers and STAPLES honor three local students, two local teachers and one local principal for their outstanding academic and extracurricular achievements. All educator nominations are submitted to the Lakers office by local school personnel and all student nominations are submitted by teachers. Each honoree receives four tickets to attend a Lakers game and at halftime, is presented with a plaque and a \$50 gift certificate to STAPLES, proud sponsor of the program.



A SEASON OF GIVING


The Lakers "A Season of Giving" campaign, presented by East West Bank is an opportunity for the Lakers to share in the joy of the holiday season with the people of Los Angeles. The 2012-2013 "A Season of Giving" kicked off last November at Lucille's Smokehouse Bar-B-Que where Catholic Big Brothers Big Sisters mentors and mentees were treated to a delicious Thanksgiving meal. The Laker Girls, Metta World Peace and Dwight Howard spent the evening serving a traditional Thanksgiving meal to 80 "Bigs" and "Littles," all while stopping to pose for photos and sign autographs. To continue the Thanksgiving festivities, Pau Gasol and the Laker Girls distributed over 300 Thanksgiving turkeys and pies to residents of Harbor Hills Housing Community prior to Thanksgiving day.

In December, the Lakers and East West Bank hosted a holiday party for children from local youth organizations at Toyota Sports Center. Kids from various Boys & Girls Clubs around Los Angeles were treated to a day of holiday fun, starting with ice skating with the Laker Girls. From the rink the kids headed in to the party area where they feasted on a holiday lunch, decorated gingerbread cookies, and played games with their favorite Lakers players. Each child also posed for an individual photo with Kobe Bryant on a big Lakers Santa chair, and received presents and toys from the Lakers.

In addition to spreading holiday cheer to the youth of Los Angeles, the Lakers and East West Bank participated in an Adopt-A-Family program with LAUSD's Homeless Education Program. LAUSD identified families that would benefit from receiving some holiday cheer and the Lakers along with East West Bank customers purchased gifts for eight families in the Los Angeles area. Along with receiving gifts the families were then treated to meeting some of their favorite players: Kobe Bryant and Antawn Jamison.



"A Season of Giving" culminated at the Lakers' Christmas Day game at STAPLES Center, where the Lakers continued their tradition of hosting boys from a local group home and inviting children from Five Acres to participate in an on-court gift exchange with Lakers players and the visiting team.



“FREEDOM THROUGH MY EYES” ART & ESSAY CONTEST

The Lakers Youth Foundation’s “Freedom Through My Eyes” art and essay contest is open to Los Angeles middle school students and encourages them to explore the meaning of liberty and our nation’s symbols of freedom. Students enter by submitting an essay and artwork expressing what freedom means to them. Five lucky winners are then invited on an exciting 5 day/4 night trip to Washington, DC.

The winners of last year’s 7th Annual “Freedom Through My Eyes” contest had a memorable trip to Washington D.C. During the days, the winners toured the White House, U.S. Capitol, Arlington National Cemetery, the Newseum and the International Spy Museum. During the evenings, the winners also took in the sights on a guided twilight bus tour of the city. The bus tour included stops at famous national landmarks such as the Lincoln Memorial, Vietnam Veterans Memorial, Iwo Jima Memorial, Jefferson Memorial and FDR Memorial. Upon returning to Los Angeles, the winners were invited to a Lakers home game, where they were recognized at halftime and their essays and artwork were prominently displayed on the main concourse during the game.



HEALTH AND FITNESS INITIATIVES

The Lakers are dedicated to helping their fans live a healthy lifestyle. To emphasize the importance of health and fitness, the Lakers sponsor programs that reward local students for being active about their health.

Fit For Life with the Los Angeles Lakers aims to educate the community about the importance of physical fitness and nutrition in an effort to help fight childhood obesity and encourage all fans to be fit for life. During the 2012-2013 season students and teachers could enter the Fit For Life Contest with a chance to win an invitation to the Lakers Health Fair. A total of 250 students from elementary schools and middle schools throughout Los Angeles County came out to the 4th Annual Lakers Fit For Life Health Fair, for an afternoon of nutrition lessons and fun exercise with the Laker Girls and Laker players.



MEDIA & GENERAL INFO

- 356** | Media Guidelines / Policies
- 357** | Public Relations Staff & Traveling Media
- 358** | Los Angeles D-Fenders
- 359** | Television & Radio
- 360** | Laker Girls
- 362** | STAPLES Center Information
- 364** | 2013-14 Tickets & Seating





MEDIA GUIDELINES AND POLICIES

MEDIA CREDENTIALS

All requests should be submitted in writing (on company letterhead) and faxed to the Lakers Public Relations Department (310) 426-6105 at least **24 HOURS PRIOR** to the game you wish to cover (3:00 pm on Friday for weekend games). **NO CREDENTIAL REQUESTS WILL BE HONORED ON GAME DAY.**

Please make certain all requests for credentials are confirmed by the PR department prior to arriving at STAPLES Center. Credentials may be picked up at the primary media entrance off Chick Hearn Court (between Figueroa and Georgia streets) beginning 2½ hours prior to game time. Credentials must be visibly worn at all times and are non-transferable.

MEDIA PARKING

Parking for members of the media who have purchased a full-season parking pass is located in LOT C (on L.A. Live Way between 12th Street and 11th Street/Chick Hearn Court). A book of season parking passes, priced at the discounted rate of \$10.00 per game with a guaranteed parking space, can be purchased by contacting the Lakers PR Department at (310) 426-6001. Those not wishing to take advantage of the seasonal parking option will be able to park in the "general" parking lots. Options include LOT W (West Garage-Gate B) and the LA Convention Center lots adjacent to the West Hall and South Hall. Parking at these locations is available on a first-come, first serve basis for rates ranging from \$15 to \$25.

Complimentary Media Parking for Shootarounds at STAPLES Center is also located in LOT C.

CHICK HEARN PRESS ROOM

The Chick Hearn Press Room is located near the primary media entrance adjacent to Chick Hearn Court. The stairway from the primary media entrance leads directly to the press room on the Event Level.

PRE & POST GAME INTERVIEWS

In accordance with NBA policy, both the Lakers and visiting locker rooms will be open to media members for a 45 minute period prior to game time (6:00 – 6:45 for a 7:30 game) and after approximately 15 minutes following the conclusion of the game. Players and coaches are available for interviews at those times. Only working members of the media with valid credentials will be admitted to the locker rooms.

ABSOLUTELY NO AUTOGRAPHS ALLOWED DURING MEDIA ACCESS PERIOD.

GAME NOTES AND STATISTICS

Game notes, rosters, etc. are available in the press room 2½ hours prior to game time. Statistics are distributed to the working media following each quarter and at half-time. Postgame statistics and quotes are distributed as quickly as possible following the game.

PHOTOGRAPHERS

Limited space is available for still photographers along each baseline with exact locations to be determined on game day. **ABSOLUTELY NO TRIPODS ALLOWED.** Photographers must stay in their designated areas while being considerate of print media and fans directly in their viewing area.

MEALS

A pregame meal is served in the Chick Hearn Press Room two hours prior to game time. Beverages and snacks are also available in the press room during and following the game.

TELEPHONE & INTERNET CONTACT

For lines and instruments, please contact STAPLES Center's Telecommunications Manager: (213) 742-7245.

RADIO & TELEVISION TECHNICAL CONTACT

Steve Thrap: Vice President, Broadcasting: (213) 742-7253.

PRACTICE POLICY

The Lakers conduct practices at the Toyota Sports Center located at 555 N. Nash Street in El Segundo (from the 405 freeway, take the 105 freeway west, exit Nash, take Nash approximately three blocks south of Imperial Highway). Approximately the final 30 minutes of each practice will be open to the media, with players and coaches available for brief interviews immediately following each practice. Please contact the Lakers Public Relations Department to confirm practice times, sites and availability of players and coaches.

FINGERTIP INFORMATION

Mailing Address

555 N. Nash Street, El Segundo, CA 90245

Internet Address

www.lakers.com or www.nba.com/lakers/

Telephone

(310) 426-6000

Homecourt

STAPLES Center (opened 1999, capacity 18,997)

Colors

Purple and Gold

Ticket Outlets

STAPLES Center Box Office / All Ticketmaster outlets

Tickets can also be purchased by calling:

(800) 4-NBA-TIX

or by logging onto www.ticketmaster.com



PUBLIC RELATIONS STAFF



JOHN BLACK
VICE PRESIDENT,
PUBLIC RELATIONS



ALISON BOGLI
SENIOR MANAGER,
PUBLIC RELATIONS



CALDER HYNES
MANAGER,
PUBLIC RELATIONS



DANIEL RAMIREZ
COORDINATOR,
PUBLIC RELATIONS



MATT FLEER
ASSISTANT,
PUBLIC RELATIONS

TRAVELING MEDIA



MIKE BRESNAHAN
LOS ANGELES TIMES



MARK MEDINA
LOS ANGELES DAILY NEWS



DAVE MCMENAMIN
ESPN LOSANGELES.COM



MIKE TRUDELL
LAKERS.COM REPORTER





LOS ANGELES D-FENDERS

Now entering its 13th season, the NBA Development League - the NBA's minor league established to develop talent across all disciplines for the NBA - is designed to help grow the sport of basketball both domestically and internationally by offering NBA-quality basketball and fun, family entertainment at affordable prices.

In July 2006, the Los Angeles Lakers became the first NBA franchise to own its own NBA Development League team. Starting in the 2006-07 season, the Los Angeles D-Fenders began playing its home games either prior to or following Lakers home games at STAPLES Center. Beginning in 2011-12, however, the D-Fenders started to play all their home games exclusively at the Toyota Sports Center, the Lakers practice facility in El Segundo, CA.

On three separate occasions during the D-Fenders inaugural season, the Lakers utilized the minor league affiliate by assigning rookie guard Jordan Farmar to the team and recalling him following each game. What's further, the Lakers made history on April 1, 2007 when Farmar became the first player in league history to play in an NBA and NBA D-League game in the same day. In 2007-08, Coby Karl scored five points for the Lakers February 19 versus Atlanta, becoming the 2nd player in league history to play in same-day D-League and NBA games. In 2008-09, rookie guard Sun Yue became the third Lakers player to play for the D-Fenders. With no D-League assignments in 2009-10 and a one year hiatus from the D-League in 2010-11, the D-Fenders returned to competition in 2011-12, posting the best regular season record in league history (38-12) and receiving the first ever NBA Development League Champion Award (an annual award given to the team that best embodies the D-League's goals of developing NBA talent via call-ups & assignments). Since the 2006-07 season, the D-Fenders have developed 11 Lakers assignees and helped 11 players and three coaches earn NBA Call-Ups. Included in the list of coaching call-ups are current Lakers player development coaches Mark Madsen and Larry Lewis along with Advance Scout Clay Moser.

Of the 17 NBA D-League teams playing during the 2013-14 season, six are fully owned and operated by their NBA affiliates: the Austin Toros (San Antonio), Canton Charge (Cleveland), Delaware 87ers (Philadelphia), Los Angeles D-Fenders (Lakers), Santa Cruz Warriors (Golden State) and Tulsa 66ers (Oklahoma City). The Erie BayHawks (New York), Idaho Stampede (Portland), Maine Red Claws (Boston), Rio Grande Valley Vipers (Houston), Reno Bighorns (Sacramento), Sioux Falls Skyforce (Miami) and Springfield Armor (Brooklyn) are the seven NBA D-League teams with 'hybrid' single-affiliation partnerships, where NBA teams control the NBA D-League affiliates' basketball operations. The Dallas Mavericks remain solely affiliated with the Texas Legends.



PRIMARY LOGO



SECONDARY LOGO

LOS ANGELES D-FENDERS

Toyota Sports Center
555 North Nash Street
El Segundo, CA 90245
www.d-fenders.com

Chief Executive: Joey Buss
Vice President, Basketball Operations: Glenn Carraro
Vice President, Business Operations: Michael Harris
General Manager: Nick Mazzella
Public Relations Coordinator: Evan Kaplan

DATE	OPPONENT	TIME	DATE	OPPONENT	TIME	DATE	OPPONENT	TIME
November			January			March		
Sat. 23	Rio Grande V.	6:30	Thu. 2	at Reno	7:00	Sat. 1	at Texas	7:00
Sat. 30	at Santa Cruz	7:00	Sat. 4	Bakersfield	6:30	Mon. 3	Delaware	7:00
December			Fri. 10	at Idaho	7:00	Wed. 5	Delaware	7:00
Sun. 1	at Bakersfield	4:00	Sat. 11	at Idaho	7:00	Fri. 14	at Canton	7:00
Fri. 6	at Bakersfield	7:00	Mon. 13	Maine	7:00	Sat. 15	at Canton	7:30
Sat. 7	Bakersfield	6:30	Fri. 17	at Reno	7:00	Tue. 18	at Ft. Wayne	7:00
Sat. 14	Santa Cruz	6:30	Sat. 18	Tulsa	6:30	Thu. 20	at Austin	7:30
Sun. 15	Santa Cruz	5:00	Mon. 20	Reno	1:00	Sat. 22	Santa Cruz	6:30
Tue. 17	at Santa Cruz	7:30	Fri. 24	at Reno	7:00	Mon. 24	Bakersfield	7:00
Sat. 21	Idaho	6:30	Sat. 25	Sioux Falls	6:30	Fri. 28	at Bakersfield	7:00
Fri. 27	at Sioux Falls	7:00	Mon. 27	Texas	7:00	Sat. 29	Santa Cruz	6:30
Sat. 28	at Sioux Falls	7:00	Fri. 31	at Idaho	7:00	Mon. 31	Reno	7:00
Mon. 30	at Idaho	7:00	February			April		
			Sat. 1	at Idaho	7:00	Wed. 2	Erie	7:00
			Wed. 5	Bakersfield	7:00	Fri. 4	at Ft. Wayne	7:30
			Sat. 8	at Santa Cruz	7:30	Sat. 5	at Iowa	7:00
			Mon. 10	Santa Cruz	7:00			
			Wed. 12	Idaho	7:00			
			Mon. 17	Reno	1:00			
			Sat. 22	Idaho	6:30			
			Mon. 24	Springfield	7:00			
			Thu. 27	at Texas	7:00			





TIME WARNER CABLE

Time Warner Cable Sports, a division of Time Warner Cable Inc., encompasses Time Warner Cable SportsNet and Time Warner Cable Deportes, two regional sports networks that launched in Southern California on October 1, 2012 and that are entering their second season as the local TV homes of the Los Angeles Lakers. Through their exclusive partnerships with the Lakers, LA Galaxy, Los Angeles Sparks and the California Interscholastic Federation (CIF), the award-winning 24/7, high-definition networks each deliver more than 180 live events per year, extensive team coverage and behind-the-scenes access unlike anything fans have seen before.



Lakers programming on Time Warner Cable SportsNet includes "Access SportsNet: Lakers," the network's signature studio show that encompasses pre- and post-game shows, and "#LakeShow," a live social media show driven by of-the-moment conversations about the team. "Backstage: Lakers" (titled "Lakers Confidencial" on Time Warner Cable Deportes) is a weekly documentary series that gives fans unprecedented access to team. It chronicles the Lakers season from start to finish, taking viewers into the locker room, executive offices and other previously off-limits areas, providing a behind-the-scenes look at the season while it unfolds. The "Laker Girls" miniseries takes fans inside the making of the dance squad, going behind-the-scenes as dancers audition, make the team and then perform on Opening Night at STAPLES Center. All Lakers games on Time Warner Cable SportsNet are called by veteran Lakers broadcasters Stu Lantz and Bill Macdonald and studio commentary is led by James Worthy, Robert Horry, Chris McGee, Jaime Maggio and Dave Miller.

Time Warner Cable Deportes is the nation's first-ever Spanish-language regional sports network offering content, commentary and original programming developed especially for the Hispanic sports fan and local community. Lakers programming on Time Warner Cable Deportes includes the "Lakers En Vivo" pre-game show and "Somos Lakers" post-game show. Lakers games are called live on Time Warner Cable Deportes by play-by-play announcer Adrián García Márquez and analyst Francisco Pinto and the network's studio team is led by Ricardo Celis.



For more information about Time Warner Cable SportsNet and Time Warner Cable Deportes, visit www.twcsportsnet.com and www.twcdeportes.com. Follow the networks on Twitter @TWCSportsNet and @TWCDeportes and on Facebook at www.facebook.com/TWCSportsNet and www.facebook.com/TWCDeportes.

RADIO

Kicking off its inaugural season with the team with an NBA Championship run, 710 AM ESPN Radio now enters year five as the official English flagship station for the Los Angeles Lakers. Each of the Lakers preseason, regular season and playoff games can be heard on the Lakers English radio network, with John Ireland and Mychal Thompson providing play-by-play and color commentary respectively.

The Lakers' Spanish radio flagship for the 18th straight season is 1330 AM ESPN Deportes. Fernando Gonzalez and "Pepe" Mantilla deliver all the action of every game on 1330 AM and the Lakers' Spanish radio network. 1330 AM ESPN Deportes is also the flagship of the ESPN Deportes Spanish sports radio network.



RADIO AFFILIATES

*KSPN	710 AM	Los Angeles
KMET	1490 AM	Banning
KPSI	920 AM	Palm Springs
KFIG	1430 AM	Fresno
KLOA	1240 AM	Ridgecrest
KKJL	1400 AM	San Luis Obispo
KAVL	610 AM	Lancaster
KBAD	920 AM	Las Vegas
KYVA	1230 AM	New Mexico
KTIE	590 AM	San Bernardino
KSZL	1230 AM	Barstow
KLSD	1360 AM	San Diego
KVTA	1520 AM	Ventura
KRAK	910 AM	Victorville
KZUL	104.5 FM	Lake Havasu City
*KWKW	1330 AM	Los Angeles
*KWAC	1490 AM	Bakersfield
*KWKU	1220 AM	Pomona
*KENO	1460 AM	Las Vegas

* Spanish broadcasts; ^ Flagship station



Entering their 35th season and long considered the premier dance squad of the NBA, the Los Angeles Laker Girls have undoubtedly earned a place in team history right alongside the greats who have worn a Lakers uniform.

Impressed with the collegiate look and spirit that existed at USC and UCLA in the late 1970s and seeking to bring that same atmosphere to Lakers home games, then-new owner Dr. Jerry Buss brought together former songleaders from both universities to form the original Laker Girls in 1979.

After becoming known almost immediately for their unique and innovative dance routines, routines which actually helped spawn trends in music videos, it wasn't long before the Laker Girls were the glamour dance group of the NBA and a household name nationwide. What had first begun as an experiment ultimately resulted in a trend-setting tradition.




Over the years, the Laker Girls have evolved into an even more professional dance squad while maintaining that same collegiate spirit that brought about their positive reputation.

The 2013-14 squad consists of 22 talented, intelligent and energetic young ladies chosen from over 400 candidates. With each position considered a part-time job, each member of the Laker Girls is also involved in academic pursuits, theatrical/dance careers or non-entertainment careers.

Beyond dancing at Lakers home games, the Laker Girls have become ambassadors for the organization and NBA worldwide. While active in the local community with various personal appearances throughout the season at many non-profit and charitable functions, Laker Girls have also been chosen to represent the NBA globally on the continents of Asia, Europe and Australia. In addition, Laker Girls have also been afforded the opportunity to support and visit our military troops in places abroad such as Italy, Bosnia, Korea, Japan, Israel and Sarajevo.

Whether it is a community appearance, a clinic on foreign soil, a television show cameo or a game-night dance routine, the Laker Girls' positive image is an integral part of the Los Angeles Lakers. While other NBA teams have followed suit and created dance or performance squads of their own, the Laker Girls still remain the standard by which all other teams are measured.





AUBREY ARES
Chandler, AZ
2nd Year



HUNTER ATHEY
Moorpark, CA
1st Year



SHELBIE BLACKERBY
Parker, CO
2nd Year



BLAKE BLANKENSHIP
Yorba Linda, CA
1st Year



SYDNEY ALISE CLARK
Kennesaw, GA
1st Year



MELISSA CLEGG
Fremont, CA
2nd Year



CHLOE CORPUZ
Porter Ranch, CA
2nd Year



LIZZI EKSTROM
Tustin, CA
1st Year



KATIE JANE HAGEN
Minnetonka, MN
1st Year



MADDY HEATH
Huntington Beach, CA
1st Year



REBEKAH JOHNSON
Denver, CO
2nd Year



SHELBIE KOVACH
Chandler, AZ
1st Year



JESSIE MECK
Thousand Oaks, CA
1st Year



RACHAEL MORGAN
Cottonwood, CA
2nd Year



JENNIFER PADILLA
Reseda, CA
1st Year



MAGGIE RATTIGAN
Chicago, IL
2nd Year



ANDI RIGGS
Peoria, AZ
2nd Year



LINDSAY RILEY
Huntington Beach, CA
3rd Year



KELSEY SAUNDERS
Santa Clarita, CA
3rd Year



SARAH SHADE
Scottsdale, AZ
1st Year



JENNY TING
Diamond Bar, CA
2nd Year



BRANDI WALSH
Laguna Niguel, CA
2nd Year



CONTACT

For Information concerning Laker Girl appearances, please contact Lisa Estrada.

(310) 426-6005



LISA ESTRADA
Director





STAPLES CENTER KEY INFORMATION

SEATING

18,997 for Los Angeles Lakers
 19,060 for Los Angeles Clippers
 18,118 for Los Angeles Kings
 12,947 for Los Angeles Sparks
 20,000 for Concerts and Boxing
 160 Luxury Suites, 18 Event Suites (available on event by event basis)
 2,653 Premier Seats (referred to as Club Seats in other venues)

ATTENDANCE & EVENT FACTS

Hosted over 3,500 events since 10/17/99, 52 million+ fan attendance

BUILDING

10-acre site; nearly one million square ft. internal space; length - 764 ft. by 400 ft.; height - 150 ft. to 110 ft.; \$407 million cost, privately financed

KEY DATES

Staples Inc. - Naming Rights Partner (Lifetime of the Arena Deal)
 Groundbreaking (3/26/98)
 First Public Event - Bruce Springsteen (10/17/99)
 First Regular Season Lakers Game: vs. Vancouver Grizzlies (11/3/99)
 Lakers win 2000 NBA Championship in Game 6 vs. Indiana (6/14/00)
 Lakers win 2010 NBA Championship in Game 7 vs. Boston (6/17/10)

FASTEST CHANGEOVER

Hockey-Basketball: 1 hour, 50 minutes / Basketball-Basketball: 1 hour
Completed more than 150 doubleheaders in 15 seasons

PROJECT

Owner/Developer - AEG and L.A. Arena Company
 General Contractor - PCL Construction
 Architect - NBBJ Sports and Entertainment

STAPLES CENTER MEDIA CONTACTS

Michael Roth - Vice President, Communications
 (213) 742-7155 or mroth@staplescenter.com
 Cara Vanderhook - Director, Communications & Social Media
 (213) 742-7273 or cvanderhook@staplescenter.com

GAME NIGHT

PRIMARY MEDIA ENTRANCE: Private entrance adjacent to 11th Street Entry (between Figueroa and Georgia Streets).

MEDIA WILL CALL: Thru Primary Media Entrance on Main Concourse.

PRESS ROOM: Stairway from Primary Media Entrance leads directly to Chick Hearn Press Room on Event Level.

MEDIA WORK ROOM: Connected to Press Room on Event Level.

PRESS BOX: The Bob Miller Press Box is above the Upper Concourse on the west side of STAPLES Center. Accessible via stairway on Upper Concourse and by elevators opposite the press room on Event Level.

LOCKER / DRESSING ROOMS: Event Level, east side of arena

GENERAL WILL CALL: Located at Box Office at Star Plaza Entrance, 11th and Figueroa Streets

PARKING & TRAFFIC INFORMATION: (213) 742-7275

STAPLES CENTER ONLINE/EMAIL INFO

Web Site www.staplescenter.com
 Twitter @STAPLEScenter
 Facebook www.facebook.com/staplescenter
 Instagram @STAPLEScenterLA
 Guest Services Email guestservices@staplescenter.com

TRANSPORTATION PHONE NUMBERS

Yellow Cab (800) 272-8294
 Bell Cab (800) 666-6664
 Checker Cab (800) 300-5007
 L.A. Taxi (213) 627-7000
 Metro Rail and Metro Busses (800) COMMUTE
 LADOT/DASH/Commuter Exp. 808-2273 (no area code needed)

STAPLES CENTER PHONE NUMBERS

Box Office (213) 742-7340
 Group Tickets (all events) (866) LA-GROUP (524-7687)
 Executive Offices (213) 742-7100
 San Manuel Club Reservations (213) 742-7450
 Team LA Retail Store (213) 742-7-TLA (742-7852)
 Parking Office (213) 742-PARK (742-7275)
 Guest Services/Guests w/ Disabilities (213) 742-7FAN (742-7326)
 Hearing Impaired (TTY/TDD) (213) 742-7889
 Lost and Found (213) 742-7326 (extension 3)

DIRECTORY

Guest Services Center Main Concourse/Aisle 12
 Upper Concourse/Aisle 6
 Wells Fargo ATMs Main Concourse/Aisle 11
 Suite Level A/Aisle N
 Upper Concourse/Aisle 20
 Star Plaza (outside of arena)
 Box Office Main Concourse/Aisle 19
 Star Plaza (outside arena)
 Main Concourse/Aisle 4
 First Aid Upper Concourse/Aisle 21
 Main Concourse/Aisle 12
 Lost & Found Main Concourse/Aisle 21
 Team LA Main Concourse/Aisles 1 & 13
 Merchandise Kiosks & Stands Upper Concourse/Aisles 2 & 18
 Suite Level A
 Verizon Retail Center Main Concourse/Aisles 5 & 6
 STAPLES Staples: Main Concourse/Aisles 1, 7, 14, 15
 Hot dogs, Popcorn & more Upper Concourse/Aisles 1 & 17
 Camacho's Main Concourse/Aisle 15 & 24
 Upper Concourse/Aisle 1
 McDonald's Main Concourse/Aisle 16
 Upper Concourse/Aisle 33
 Tap Haus Main Concourse/Aisle 25
 LudoBird Main Concourse/Aisle 26
 Wetzel's Pretzels Main Concourse/Aisle 2
 California Pizza Kitchen Main Concourse/Aisle 13
 Upper Concourse/Aisle 16
 Smoke House BBQ Upper Concourse/Aisles 24-28
 Outtakes Main Concourse/Aisle 3
 Budweiser Brew Pub Main Concourse/Aisle 10
 Black Crown Lounge Main Concourse
 Figueroa Bar Main Concourse/Figueroa Lobby
 CPK Bar Main Concourse/11th St. Lobby
 Cocktails (Bar) Upper Concourse/Aisles 2 & 16

SUITE LEVEL A

Buss Stop Lounge, Cooke's Corner Lounge, Lexus Club, San Manuel Club, Skyline Grill, Spotlight Grill, Staples Business Center & E-lounge, Team LA Merchandise Kiosk, Wells Fargo Conference Center

SUITE LEVEL B / SUITE LEVEL C

American Express Platinum Lounge / Hyde Lounge

LA LIVE RESTAURANTS

Boca (213) 749-0445
 Conga Room (213) 749-0445
 Farm of Beverly Hills (213) 747-4555
 Fleming's Prime Steakhouse (213) 745-9911
 Katsuya (213) 747-9797
 L.A. Market at JW Marriott Hotel (213) 765-8600
 Lawry's Carvery (213) 222-2212
 Lucky Strike Lanes (213) 542-4880
 Rock 'N Fish (213) 748-4020
 Rosa Mexicano (213) 746-0001
 Starbucks (213) 748-1009
 Trader Vic's (213) 785-3330
 Wolfgang Puck Bark & Grill (213) 748-9700
 WP24 at The Ritz Carlton (213) 743-8800
 Yard House (213) 745-9273



STAPLES Center has developed an unrivaled reputation for excellence while establishing itself as the Sports and Entertainment Center of the World. Beginning with Bruce Springsteen and the E Street Band's opening night concert on October 17, 1999, over 52 million guests have come to the AEG-owned and operated STAPLES Center to attend a schedule of prestigious concerts, sporting events, family shows and other major attractions unmatched by any arena.

As the home of four professional sports franchises, the NBA's Los Angeles Lakers and Los Angeles Clippers, the NHL's Los Angeles Kings, and the WNBA's Los Angeles Sparks. Since 1999, STAPLES Center has proven to be a home court advantage for the local teams, as the Lakers have captured five NBA Championships since moving to STAPLES Center, while the Sparks captured back-to-back WNBA Championships in their first two STAPLES Center campaigns. Most recently, in June 2012 the LA Kings were crowned Stanley Cup Champions for the first time in franchise history.



STAPLES Center
1111 South Figueroa
Los Angeles, CA 90015

STAPLES Center continues to distinguish itself as the host of major, high-profile events of national and international distinction including the 2004 & 2011 NBA All-Star Weekends, the 2002 NHL All-Star Game, 2002 U.S. Figure Skating Championships, the 2000 Democratic National Convention, 2009 ISU World Figure Skating Championships, thirteen GRAMMY Award shows, eleven X Games competitions, three WTA Tour Championships, ten Pac 12 Men's Basketball Championship tournaments, 2013 NCAA Division I Men's Basketball Championship West Regional and the Michael Jackson Public Memorial Service on July 7, 2009.

STAPLES Center's first fourteen years have also been marked with performances and special events that brought international stature to Los Angeles' sports & entertainment icon including concerts starring Mana, Taylor Swift, Prince, U2, Garth Brooks Usher, Paul McCartney, Don Henley, Bon Jovi, Madonna, Christina Aguilera, Justin Timberlake, Phil Collins, the Rolling Stones, Taylor Swift, Dave Matthews Band, Britney Spears, Rod Stewart, Eric Clapton, Janet Jackson, Jay-Z, Simon & Garfunkel, Van Halen, Dixie Chicks, John Mayer, Shania Twain, Peter Gabriel, Ricky Martin, Tina Turner, Kanye West, Luis Miguel, Billy Joel, Lionel Richie, Reba McEntire, Crosby, Stills, Nash & Young, Faith Hill & Tim McGraw, Kenny Chesney, Rod Stewart, Tool, Shakira, Depeche Mode, Cher, Bette Midler, Lady Gaga, Keith Urban, Mariah Carey, Eurythmics, Googosh, The Police, Beyonce, Bob Seger, Lady Antebellum, Katy Perry, Marco Antonio Solis, and a (millennium) New Year's Eve spectacular starring The Eagles, Jackson Browne and Linda Ronstadt; world championship boxing including Lennox Lewis vs. Vitali Klitschko for the World Heavyweight Championship and the first-ever Latin Grammy Awards. In addition, the arena has hosted multiple sold-out WWE dates, UFC 39 and UFC on FOX, Ringling Bros. & Barnum and Bailey Circus, Disney on Ice, Walking with Dinosaurs and the Harlem Globetrotters.

Through the charitable endeavors of STAPLES Center Foundation, dynamic and life changing programs and services that focus on education, mentorship, healthy living, and healthcare, have been provided to children and families throughout Los Angeles with a special emphasis on supporting low income neighborhoods surrounding the arena. More than \$10 million in grants and in-kind support has been pledged to support several local charities and community-based organizations with a goal of changing lives and saving lives. STAPLES Center Foundation works diligently to assist charities in raising funds, developing resources, increasing awareness, and highlighting their community impact. The foundations philanthropic reach has impacted organizations such as 10th Street Elementary, Inner City Arts, Salvation Army Red Shield Youth & Community Center, The Midnight Mission, and several local hospitals. Anchor Tenants, including the LA Kings, Los Angeles Lakers, Los Angeles Clippers and Los Angeles Sparks, assist in creating once in a lifetime fundraising opportunities and experiences for our charity partners and community members.

STAPLES Center and L.A. LIVE serve as the hub for community engagement during the holiday season, and supports employee volunteerism activities such as Day of Service. Through a partnership with City Year, employees volunteer to refurbish local public schools by providing supplies, painting, cleaning and gardening services. During AEG's Season of Giving, held throughout the month of December, the Foundation spotlights 25 local charities and provides non-profit organizations a platform to collect food, hold blood drives, register volunteers, and sign up mentors with the Nokia Plaza L.A. LIVE, its ice skating rink, STAPLES Center and the holiday tree as the backdrop.

STAPLES Center has been designed with the fans of Los Angeles in mind. Guests who attend events are treated to the finest entertainment experience imaginable. The arena has free public Wi-Fi powered by Verizon, over 1,400 Panasonic flat panel televisions and (as part of a specially designed \$1.5 million facility sound system) 675 separate speakers outside of the seating area, so fans never miss any of the sights or sounds of a STAPLES Center event. Also featured is a \$2 million specialty lighting package and other state-of-the-art industry amenities. In 2010, STAPLES Center unveiled their brand new \$10 million center-hung video LIVE 4HD Scoreboard specially designed for the venue by Panasonic.

Along STAPLES Center's five concourses are 23 refreshment stands offering a variety of dining choices including the City View Grill, a one-of-a-kind outdoor dining experience with a spectacular view of L.A. LIVE and of the downtown Los Angeles skyline. The TEAM LA store located on the main concourse is a retail store featuring official merchandise from the teams and events that call STAPLES Center home. Finally, the arena provides 55 public restrooms including three "family" restrooms.

Perhaps the greatest emphasis throughout STAPLES Center's development has been the recruitment and training of its guest services staff. The STAPLES Center experience is second-to-none from the entertainment environment to the staff's commitment to making every guest's visit a memorable one. Never before has an arena had the amenities, features and commitment to quality service that STAPLES Center offers to the fans and the City of Los Angeles. STAPLES Center continues to set new standards for the arena industry.

Located directly across the street from STAPLES Center is L.A. LIVE, a one-of-a-kind sports, and entertainment district in downtown Los Angeles. The four million square foot destination features Nokia Theatre L.A. LIVE, The GRAMMY Museum, Conga Room and Club Nokia, giving L.A. LIVE more music per square foot than anywhere else in the world. The district offers a rich mix of local, regional and national restaurants including Wolfgang Puck Bar and Grill, Rosa Mexicano, The Farm of Beverly Hills, Yard House, Katsuya by Staark, Fleming's Prime Steakhouse & Wine Bar, Rock 'N Fish, Trader Vic's, Lawry's Carvery, Starbucks and BOCA at the Conga Room, L.A. Market, WP24 and others. Opening in Fall 2013 will be three new restaurants at L.A. LIVE which include Live Basil Pizza, Tom's Urban 24 and Smashburger. L.A. LIVE also features 100,000 sq ft special events deck, the famous Lucky Strike Lanes and Lounge and the celebrity-owned Conga Room. The development also includes a 54-story, 1001-room convention "headquarters" hotel (combining JW Marriott and The Ritz-Carlton brands and 224 luxury condominiums – The Ritz Carlton Residences at L.A. LIVE.), the 14-screen Regal Cinemas L.A. LIVE Stadium 14 theatre featuring the Premier House, along with ESPN's West Coast broadcast headquarters. Also home to annual award shows including the EMMYS, ESPY's, People's Choice, BET and American Music Awards, L.A. LIVE is recognized worldwide for offering an incomparable and unforgettable entertainment experience.





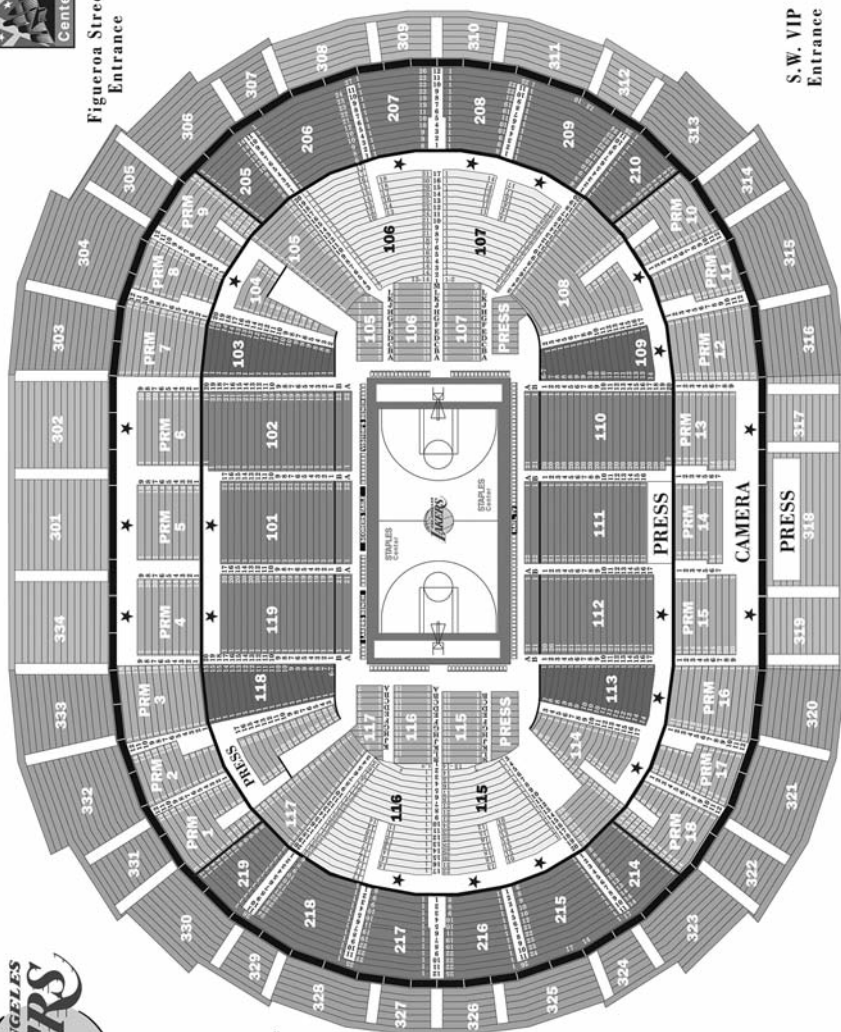
2013-14 TICKETS AND SEATING CHART

FOR COMPLETE LAKERS TICKETING INFORMATION, INCLUDING PRICES, GO TO:
LAKERS.COM/TICKETS



Figueroa Street
Entrance

S. W. VIP
Entrance



Star Plaza
VIP Entrance
(Arena Club)

Team LA Store

Star
Plaza
Entrance

Box Office

11th Street
Entrance



LOS ANGELES LAKERS 2013-14 SCHEDULE

For Lakers Info and Season Seats call (310) 426-6031

All home games played at STAPLES Center

OCTOBER/NOVEMBER						
SUN	MON	TUE	WED	THU	FRI	SAT
27	28	29 ^{TNT} LAC 7:30p	30 GSW 7:30p	31	1 SAS 7:30p	2
3 ATL 6:30p	4	5 DAL 5:30p	6	7 ^{TNT} HOU 6:30p	8 NOP 5:00p	9
10 MIN 6:30p	11	12 NOP 7:30p	13 DEN 6:00p	14	15 MEM 7:30p	16
17 DET 6:30p	18	19	20	21	22 GSW 7:30p	23
24 SAC 6:30p	25	26 WAS 4:00p	27 BKN 4:30p	28	29 DET 4:30p	30

DECEMBER						
SUN	MON	TUE	WED	THU	FRI	SAT
1 POR 6:30p	2	3	4	5	6 SAC 7:00p	7
8 TOR 6:30p	9	10 PHX 7:30p	11	12	13 OKC 5:00p	14 CHA 4:00p
15	16 ATL 4:30p	17 MEM 5:00p	18	19	20 MIN 7:30p	21 GSW 7:30p
22	23 PHX 6:00p	24	25 ^{ABC} MIA 2:00p	26	27 UTA 6:00p	28
29 PHI 6:30p	30	31 MIL 7:30p				

JANUARY						
SUN	MON	TUE	WED	THU	FRI	SAT
			1	2	3 UTA 7:30p	4
5 DEN 6:30p	6	7 DAL 5:30p	8 HOU 6:30p	9	10 LAC 7:30p	11
12	13	14 ^{ABC} CLE 7:30p	15 PHX 6:00p	16	17 BOS 4:30p	18
19 ^{TNT} TOR 10:00a	20 ^{TNT} CHI 5:00p	21	22	23 ^{TNT} MIA 5:00p	24 ORL 4:00p	25
26 ^{ABC} NYK 12:30p	27	28 IND 7:30p	29	30	31 CHA 7:30p	

FEBRUARY						
SUN	MON	TUE	WED	THU	FRI	SAT
						1
2	3	4 MIN 5:00p	5 CLE 4:00p	6	7 PHI 4:00p	8
9 ^{ABC} CHI 12:30p	10	11 UTA 7:30p	12	13 ^{TNT} OKC 7:30p	14 ALL STAR	15 ALL STAR
16 ALL STAR	17	18	19 HOU 7:30p	20	21 BOS 7:30p	22
23 BKN 6:00p	24	25 IND 4:00p	26 MEM 5:00p	27	28 SAC 7:30p	

MARCH						
SUN	MON	TUE	WED	THU	FRI	SAT
						1
2	3 POR 7:00p	4 NOP 7:30p	5	6 ^{TNT} LAC 7:30p	7 DEN 6:00p	8
9 ^{ABC} OKC 12:30p	10	11	12	13 OKC 6:30p	14 SAS 5:30p	15
16	17	18	19 SAS 7:30p	20	21 WAS 7:30p	22
23 ORL 6:30p	24	25 ^{TNT} NYK 7:30p	26	27 MIL 5:00p	28 MIN 5:00p	29
30 PHX 6:30p						

APRIL						
SUN	MON	TUE	WED	THU	FRI	SAT
		1 POR 7:30p	2 SAC 7:00p	3	4 DAL 7:30p	5
6 ^{ABC} LAC 12:30p	7	8 HOU 7:30p	9	10	11 GSW 7:30p	12
13 MEM 6:30p	14 UTA 6:00p	15	16 SAS 5:00p	17	18	19

HOME AWAY

All times Pacific Standard/Daylight Time.

RADIO AND TELEVISION

RADIO: All home and away games on ESPN LA 710 AM & 1330 AM ESPN DEPORTES (Spanish). Radio broadcasts start 15 minutes earlier than times shown.

TV: All home and away games on Time Warner Cable SportsNet & Time Warner Cable Deportes, except where noted as ABC or TNT at times indicated.





THE NEW TOYOTA
TUNDRA TOW. HAUL. BUILD ANYTHING.

toyota.com/tundra

Prototype shown with options. Production model may vary. ©2013 Toyota Motor Sales, U.S.A., Inc.



Let's
Go
Places



Toyota. A proud sponsor of the L.A. Lakers for 37 years.