

Nürburgring, Length: 5137m

Fanatec GT WorldChEU pwrD by AWS Endurance Cup Round 6

Fanatec GTWorldChEU pwrD by AWS Endurance Cup

Race

STEWARDS
LOG NR 119

Result List

Final Classification

POSTED
at 19 h 43 m



30 July 2023 15:05:00

Stewards / Race Management

STEWARD	Greg Masters
STEWARD	Luis Roby
STEWARD	Andy Witkowski
RACE DIRECTOR	Alain Adam
CLERK OF THE COURSE	Frank Tallier
TECHNICAL DELEGATE	Alain Marquet
CHIEF TIMEKEEPER	Daniel Schulze

Weather Start/Finish

AIR	17.5°C
TRACK	21.2°C
CONDITIONS	Dry
PRESSURE	941 hPa
AIR	18.6°C
TRACK	19.3°C
CONDITIONS	Dry
PRESSURE	941 hPa

Track Information

GREEN FLAG	15:03:58
CHEQUERED FLAG	18:05:32
SAFETY CAR PHASE	0
FULL COURSE YELLOW PHASE	0
TRACK NAME	Nürburgring
TRACK LENGTH	5137m
TURN COUNT	17
TOTAL DISTANCE	472.60km
FASTEST LAP:	#88. MAR - 1:54.985

STARTED: 54 CLASSIFIED: 50 NOT CLASSIFIED: 4 DISQUALIFIED: 0

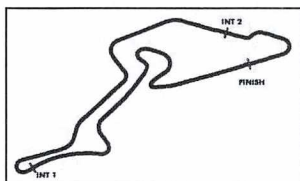
Nr. Drivers	Team	Laps	Total Time	Gap	Kph	Lap	Time	Kph
Cl. Car	Entrant							
1 88 Marcello/Boguslavskiy/Gounon PRO Mercedes-AMG GT3 EVO	AKKODIS ASP Team AKKODIS ASP Team	92	3:01:33.469		156.2	5	1:54.985	160.8
2 777 Engel/Stolz/Schiller PRO Mercedes-AMG GT3 EVO	Mercedes-AMG Team AlManar GetSpeed	92	3:01:35.459	1.990	156.2	5	1:55.476	160.1
3 40 Feller/Drudi/Marschall PRO Audi R8 LMS GT3 EVO II	Tresor Orange 1 Tresor Attempto Racing	92	3:01:51.217	17.748	156.0	61	1:55.526	160.0
4 25 Mies/Niederhauser/Gachet PRO Audi R8 LMS GT3 EVO II	Sainteloc Junior Team Sainteloc Junior Team	92	3:02:02.952	29.483	155.8	63	1:55.443	160.1
5 96 Preining/Heinrich/Olsen PRO Porsche 911 GT3 R (992)	Rutronik Racing Rutronik Racing	92	3:02:09.031	35.562	155.7	4	1:55.498	160.1
6 157 Born/Schumacher/Zug Gold Mercedes-AMG GT3 EVO	Winward Racing Winward Racing	92	3:02:36.779	1:03.310	155.3	62	1:55.615	159.9
7 32 Vanthoor/van der Linde/Weerts PRO BMW M4 GT3	Team WRT Team WRT	92	3:02:37.392	1:03.923	155.4	61	1:55.470	160.1
8 11 Haase/Pauwels/Vervisch PRO Audi R8 LMS GT3 EVO II	ComToYou Racing ComToYou Racing	92	3:02:38.349	1:04.880	155.3	5	1:55.518	160.0
9 6 Mitchell/Mapelli/Perera PRO Lamborghini Huracan GT3 EVO 2	K-Pax Racing K-Pax Racing	92	3:02:39.050	1:05.581	155.3	61	1:55.764	159.7
10 54 Güven/Müller/Engelhart PRO Porsche 911 GT3 R (992)	Dinamic GT Dinamic GT	92	3:02:42.589	1:09.120	155.5	62	1:55.551	160.0
11 998 Hesse/Verhagen/Harper PRO BMW M4 GT3	Rowe Racing Rowe Racing	92	3:02:53.618	1:20.149	155.2	61	1:55.856	159.6
12 19 Pulcini/Beretta/Ineichen Gold Lamborghini Huracan GT3 EVO 2	Iron Lynx Iron Lynx srl	92	3:02:54.049	1:20.580	155.1	5	1:55.832	159.6
13 159 Kjaergaard/Goethe/Kirchhöfer PRO McLaren 720S GT3 EVO	Garage 59 Garage 59 Group	92	3:02:54.440	1:20.971	155.1	60	1:55.525	160.0
14 71 Rigon/Serra/Fuoco PRO Ferrari 296 GT3	AF Corse - Francorchamps Motors AF Corse	92	3:02:55.144	1:21.675	155.1	69	1:56.027	159.3
15 98 Eng/Wittmann/Yelloly PRO BMW M4 GT3	Rowe Racing Rowe Racing	92	3:03:13.819	1:40.350	154.8	4	1:55.965	159.4
16 30 Simmenauer/Williams/Krütten Gold BMW M4 GT3	Team WRT Team WRT	92	3:03:14.238	1:40.769	154.9	35	1:56.136	159.2
17 85 Schmid/Hites/van Berlo Silver Lamborghini Huracan GT3 EVO 2	GRT Grasser Racing Team GRT Grasser Racing Team	92	3:03:15.068	1:41.599	154.9	29	1:55.385	160.2
18 99 Patrese/Delli Guanti/Aka Silver Audi R8 LMS GT3 EVO II	Tresor Attempto Racing Tresor Attempto Racing	92	3:03:18.698	1:45.229	154.9	33	1:55.805	159.6
19 91 Bohn/Heinemann/Renauer Bronz Porsche 911 GT3 R (992)	Herberth Motorsport Herberth Motorsport	92	3:03:29.066	1:55.597	154.7	60	1:55.761	159.7
20 9 Eteki/di Folco/Panis Gold Audi R8 LMS GT3 EVO II	Boutsen VDS Boutsen VDS	92	3:03:33.377	1:59.908	154.7	33	1:56.537	158.6
21 21 Magnus/Baert/Soulet Gold Audi R8 LMS GT3 EVO II	ComToYou Racing ComToYou Racing	91	3:01:34.901	1 LAP	154.6	33	1:56.271	159.0

ver: 2.0

Page 1/ 3 printed: 30.7.2023 19:36



THANK YOU FOR CONSIDERING THE ENVIRONMENT BEFORE PRINTING THIS DOCUMENT



Nürburgring, Length: 5137m

Fanatec GT WorldChEU pwrld by AWS Endurance Cup Round 6
Fanatec GTWorldChEU pwrld by AWS Endurance Cup



Race

STEWARDS
LOG NR 119/a

Result List

Final Classification

30 July 2023 15:05:00

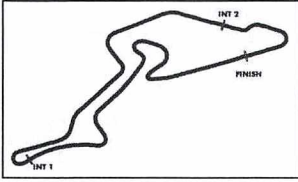
Nr. Drivers	Team	Laps	Total Time	Gap	Kph	Lap	Time	Kph
Cl. Car	Entrant							
22 51 Rovera /Shwartzman/Nielsen PRO Ferrari 296 GT3	AF Corse - Francorchamps Motors AF Corse	91	3:01:36.106	1 LAP	154.7	67	1:56.161	159.2
23 93 Froggatt/Hui/ Cheever Bronza McLaren 720S GT3 EVO	SKY - Tempesta Racing SKY - Tempesta Racing	91	3:01:55.283	1 LAP	154.3	67	1:56.765	158.3
24 79 Maini /Baud/Haupt Bronza Mercedes-AMG GT3 EVO	Haupt Racing Team Haupt Racing Team	91	3:02:02.636	1 LAP	154.2	65	1:56.364	158.9
25 188 Chaves /Ramos/Prette Bronza McLaren 720S GT3 EVO	Garage 59 Garage 59 Group	91	3:02:04.017	1 LAP	154.2	64	1:56.329	158.9
26 911 Sturm /Malykhin/Bachler Bronza Porsche 911 GT3 R (992)	Pure Rxcing Pure Rxcing	91	3:02:16.634	1 LAP	153.9	37	1:56.515	158.7
27 12 Hezemans/ Dejonghe /Hutchison Silver Audi R8 LMS GT3 EVO II	ComToYou Racing ComToYou Racing	91	3:02:34.755	1 LAP	153.8	32	1:56.973	158.0
28 31 Klingmann /Proctor/Leung Bronza BMW M4 GT3	Team WRT Team WRT	91	3:02:41.233	1 LAP	153.8	62	1:56.848	158.2
29 81 Valente/Juffali/ Aron Bronza Mercedes-AMG GT3 EVO	Theeba Motorsport Theeba Motorsport	91	3:02:46.523	1 LAP	153.6	62	1:56.753	158.3
30 33 Leroux/Kingsley/ Riegel Silver Aston Martin Vantage GT3	Bullitt Racing Bullitt Racing	91	3:02:55.950	1 LAP	153.6	65	1:56.531	158.6
31 66 Mukovoz/ Galbiati /Pereira Bronza Audi R8 LMS GT3 EVO II	Tresor Attempto Racing Tresor Attempto Racing	91	3:03:05.040	1 LAP	153.4	33	1:56.496	158.7
32 78 Collard/ Lind PAM Lamborghini Huracan GT3 EVO 2	Barwell Motorsport Barwell Motorsport	91	3:03:05.143	1 LAP	153.5	62	1:55.267	160.4
33 44 Makowiecki /Palette/Mateu Bronza Porsche 911 GT3 R (992)	CLRT CLRT	91	3:03:15.389	1 LAP	153.3	60	1:56.077	159.3
34 55 Barker /Nakken/Sager Bronza Porsche 911 GT3 R (992)	Dinamic GT Dinamic GT	91	3:03:15.687	1 LAP	153.3	60	1:55.423	160.2
35 26 Demoustier/Evrard/ Bastard Silver Audi R8 LMS GT3 EVO II	Sainteloc Junior Team Sainteloc Junior Team	91	3:03:18.431	1 LAP	153.3	30	1:57.048	157.9
36 52 Machiels/ Machiels /Bertolini Bronza Ferrari 296 GT3	AF Corse AF Corse	91	3:03:25.706	1 LAP	153.1	32	1:56.878	158.2
37 83 Frey /Bovy/Gatting Bronza Lamborghini Huracan GT3 EVO 2	Iron Dames Iron Dames	91	3:03:25.986	1 LAP	153.2	9	1:56.782	158.3
38 10 Cola/Meyuhas/ Gazeau Silver Audi R8 LMS GT3 EVO II	Boutsen VDS Boutsen VDS	91	3:03:30.805	1 LAP	153.1	62	1:56.828	158.2
39 8 Gorini/Borga/ Jamin Bronza Lamborghini Huracan GT3 EVO 2	AGS Events Nicolas Gomar	90	3:01:39.287	2LAPS	153.0	66	1:56.399	158.8
40 56 Sathienthirakul/Rappange/ Di Amato Silver Porsche 911 GT3 R (992)	Dinamic GT with Car Collection Dinamic GT	90	3:01:58.888	2LAPS	152.6	63	1:56.877	158.2
41 35 Neubauer /Buchardt/Kell Bronza BMW M4 GT3	Walkenhorst Motorsport Walkenhorst Motorsport	90	3:02:03.766	2LAPS	152.6	29	1:56.907	158.1
42 24 Jacoma/ Fontana /Leutwiler PAM Porsche 911 GT3 R (992)	Car Collection Motorsport Car Collection Motorsport	90	3:02:16.276	2LAPS	152.4	62	1:56.439	158.8
43 38 Tan/ Tutumlu Lopez /Miller PAM Ferrari 296 GT3	ST Racing with Rinaldi ST Racing with Rinaldi	90	3:02:18.646	2LAPS	152.4	27	1:56.342	158.9
44 2 Bergstein/Lewandowski/ Walker PAM Mercedes-AMG GT3 EVO	GetSpeed GetSpeed	90	3:02:20.620	2LAPS	152.4	68	1:57.247	157.7
45 62 Pierce/Meyrick/ Jewiss Bronza Porsche 911 GT3 R (992)	Team Parker Racing Team Parker Racing	90	3:02:37.817	2LAPS	152.1	59	1:56.594	158.6
46 5 Fagg /de Haan/Macdonald Gold McLaren 720S GT3 EVO	Optimum Motorsport Optimum Motorsport	89	3:01:37.248	3LAPS	151.1	6	1:56.269	159.0
47 58 Tweraser/Neary/ Crestani Silver Lamborghini Huracan GT3 EVO 2	GRT Grasser Racing Team GRT Grasser Racing Team	89	3:01:59.408	3LAPS	150.9	63	1:55.881	159.5
48 90 Nesov/Gustavsen/ Perez Companc Silver Mercedes-AMG GT3 EVO	Madpanda Motorsport Madpanda Motorsport	86	2:51:31.679	6LAPS	154.7	60	1:56.268	159.0

ver: 2.0

Page 2/ 3 printed: 30.7.2023 19:36



THANK YOU FOR CONSIDERING THE ENVIRONMENT BEFORE PRINTING THIS DOCUMENT



Nürburgring, Length: 5137m

Fanatec GT WorldChEU pwrd by AWS Endurance Cup Round 6

Fanatec GTWorldChEU pwrd by AWS Endurance Cup



Race

STEWARDS
LOG NR 119/5

Result List

Final Classification

30 July 2023 15:05:00

Nr. Drivers	Team	Laps	Total Time	Gap	Kph	Lap	Time	Kph
Cl. Car	Entrant							
49 46 Rossi/Farfus/Martin PRO BMW M4 GT3	Team WRT Team WRT	66	2:12:18.803	26LAPS	153.9	60	1:55.673	159.8
50 3 Scholze/Assenheimer/Peroni Bronz Mercedes-AMG GT3 EVO	GetSpeed GetSpeed	64	2:09:41.694	28LAPS	152.4	62	1:56.306	159.0
Not classified								
87 Ferrari/Drouet/Götz PRO Mercedes-AMG GT3 EVO	Mercedes-AMG Team Akkodis ASP AKKODIS ASP Team	41	1:23:29.557	51LAPS	151.5	33	1:56.657	158.5
888 Rougier/Creed PAM Audi R8 LMS GT3 EVO II	CSA Racing Arthur Rougier	15	45:16.759	77LAPS	100.5	6	1:59.919	154.2
63 Bortolotti/Caldarelli/Pepper PRO Lamborghini Huracan GT3 EVO 2	Iron Lynx Iron Lynx srl	9	18:30.436	83LAPS	150.2	4	1:56.567	158.6
57 Ward/Dontje/Ellis Gold Mercedes-AMG GT3 EVO	Winward Racing Winward Racing	2	5:10.951	90LAPS	112.3			

Fastest lap of the race. Car 88 driver Raffaele Marciello on lap 5. Time 1:54.985, average speed 160.8 km/h.

Following stewards decision - 5s Pit Stop Penalty for the cars no. 93, 21, 35 - causing a collision

Following stewards decision - 10s Pit Stop Penalty for the car no. 51 - causing a collision

Following stewards decision - 5s Pit Stop Penalty for the car no. 58 - track limits

Following stewards decision - 10s Pit Stop Penalty for the car no. 38 - speeding in pitlane

Following stewards decision no. 41 - 15s Time Penalty for the car no. 54 - short pit stop

Following stewards decision no. 42 - 10s Pit Stop Penalty for the car no. 78 - speeding in pitlane

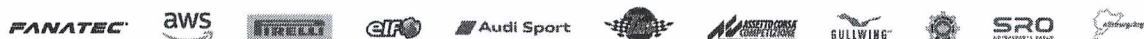
Following stewards decision - 5s Time Penalty for the car no. 26, 8, 9 - track limits

Following stewards decision no. 43, 44 - 5s Time Penalty for the car no. 33, 31 - causing a collision

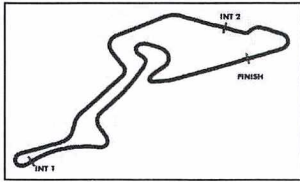
Steward: Greg Masters	Steward: Luis Roby	Steward: Andy Witkowski
-----------------------	--------------------	-------------------------

ver: 2.0

Page 3/ 3 printed: 30.7.2023 19:36



THANK YOU FOR CONSIDERING THE ENVIRONMENT BEFORE PRINTING THIS DOCUMENT



Fanatec GT WorldChEU pwrd by AWS Endurance Cup Round 6

Fanatec GTWorldChEU pwrd by AWS Endurance Cup



Race

STEWARDS
LOG NR 119/c

Class Result List

POSTED
at 19 h 43 m

Nürburgring, Length: 5137m

Final Classification

30 July 2023 15:05:00

Stewards / Race Management

STEWARD	Greg Masters
STEWARD	Luis Roby
STEWARD	Andy Witkowski
RACE DIRECTOR	Alain Adam
CLERK OF THE COURSE	Frank Taller
TECHNICAL DELEGATE	Alain Marquet
CHIEF TIMEKEEPER	Daniel Schulze

Weather Start/Finish

AIR	17.5°C
TRACK	21.2°C
CONDITIONS	Dry
PRESSURE	941 hPa
AIR	18.6°C
TRACK	19.3°C
CONDITIONS	Dry
PRESSURE	941 hPa

Track Information

GREEN FLAG	15:03:58
CHEQUERED FLAG	18:05:32
SAFETY CAR PHASE	0
FULL COURSE YELLOW PHASE	0
TRACK NAME	Nürburgring
TRACK LENGTH	5137m
TURN COUNT	17
TOTAL DISTANCE	472.60km
FASTEST LAP:	#88. MAR - 1:54.985

STARTED: 54 CLASSIFIED: 50 NOT CLASSIFIED: 4 DISQUALIFIED: 0

Nr. Drivers	Team	Laps	Total Time	Gap	Kph	Lap	Time	Kph
Car	Entrant							

CLASS: Bronze Cup

Started: 16

Classified: 16

Not Classified: 0

1	91 Bohn/Heinemann/Renauer	Herberth Motorsport	92	3:03:29.066		154.7	60	1:55.761	159.7
	Porsche 911 GT3 R (992)	Herberth Motorsport							
2	93 Froggatt/Hui/Cheever	SKY - Tempesta Racing	91	3:01:55.283	1 LAP	154.3	67	1:56.765	158.3
	McLaren 720S GT3 EVO	SKY - Tempesta Racing							
3	79 Maini/Baud/Haupt	Haupt Racing Team	91	3:02:02.636	1 LAP	154.2	65	1:56.364	158.9
	Mercedes-AMG GT3 EVO	Haupt Racing Team							
4	188 Chaves/Ramos/Prette	Garage 59	91	3:02:04.017	1 LAP	154.2	64	1:56.329	158.9
	McLaren 720S GT3 EVO	Garage 59 Group							
5	911 Sturm/Malykhin/Bachler	Pure Rxcing	91	3:02:16.634	1 LAP	153.9	37	1:56.515	158.7
	Porsche 911 GT3 R (992)	Pure Rxcing							
6	31 Klingmann/Proctor/Leung	Team WRT	91	3:02:41.233	1 LAP	153.8	62	1:56.848	158.2
	BMW M4 GT3	Team WRT							
7	81 Valente/Juffali/Aron	Theeba Motorsport	91	3:02:46.523	1 LAP	153.6	62	1:56.753	158.3
	Mercedes-AMG GT3 EVO	Theeba Motorsport							
8	66 Mukovoz/Galbiati/Pereira	Tresor Attempto Racing	91	3:03:05.040	1 LAP	153.4	33	1:56.496	158.7
	Audi R8 LMS GT3 EVO II	Tresor Attempto Racing							
9	44 Makowiecki/Palette/Mateu	CLRT	91	3:03:15.389	1 LAP	153.3	60	1:56.077	159.3
	Porsche 911 GT3 R (992)	CLRT							
10	55 Barker/Nakken/Sager	Dinamic GT	91	3:03:15.687	1 LAP	153.3	60	1:55.423	160.2
	Porsche 911 GT3 R (992)	Dinamic GT							
11	52 Machiels/Machiels/Bertolini	AF Corse	91	3:03:25.706	1 LAP	153.1	32	1:56.878	158.2
	Ferrari 296 GT3	AF Corse							
12	83 Frey/Bovy/Gatting	Iron Dames	91	3:03:25.986	1 LAP	153.2	9	1:56.782	158.3
	Lamborghini Huracan GT3 EVO 2	Iron Dames							
13	8 Gorini/Borga/Jamin	AGS Events	90	3:01:39.287	2LAPS	153.0	66	1:56.399	158.8
	Lamborghini Huracan GT3 EVO 2	Nicolas Gomar							
14	35 Neubauer/Buchardt/Kell	Walkenhorst Motorsport	90	3:02:03.766	2LAPS	152.6	29	1:56.907	158.1
	BMW M4 GT3	Walkenhorst Motorsport							
15	62 Pierce/Meyrick/Jewiss	Team Parker Racing	90	3:02:37.817	2LAPS	152.1	59	1:56.594	158.6
	Porsche 911 GT3 R (992)	Team Parker Racing							
16	3 Scholze/Assenheimer/Peroni	GetSpeed	64	2:09:41.694	28LAPS	152.4	62	1:56.306	159.0
	Mercedes-AMG GT3 EVO	GetSpeed							

Fastest lap of the class. Car 55 driver Benjamin Barker on lap 60. Time 1:55.423, average speed 160.2 km/h.

CLASS: Gold Cup

Started: 7

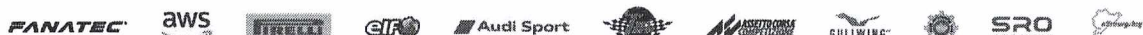
Classified: 6

Not Classified: 1

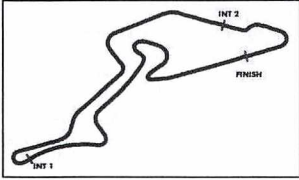
1	157 Born/Schumacher/Zug	Winward Racing	92	3:02:36.779		155.3	62	1:55.615	159.9
	Mercedes-AMG GT3 EVO	Winward Racing							
2	19 Pulcini/Beretta/Ineichen	Iron Lynx	92	3:02:54.049	17.270	155.1	5	1:55.832	159.6
	Lamborghini Huracan GT3 EVO 2	Iron Lynx srl							

ver: 2.0

Page 1/ 3 printed: 30.7.2023 19:36



THANK YOU FOR CONSIDERING THE ENVIRONMENT BEFORE PRINTING THIS DOCUMENT



Nürburgring, Length: 5137m

Fanatec GT WorldChEU pwr'd by AWS Endurance Cup Round 6

Fanatec GTWorldChEU pwr'd by AWS Endurance Cup



Race

STEWARDS Class Result List

LOG NR 119/d

Final Classification

30 July 2023 15:05:00

Nr. Drivers	Team	Laps	Total Time	Gap	Kph	Lap	Time	Kph
Car	Entrant							
3 30 Simmenauer/Williams/Krütten BMW M4 GT3	Team WRT Team WRT	92	3:03:14.238	37.459	154.9	35	1:56.136	159.2
4 9 Eteki/di Folco/Panis Audi R8 LMS GT3 EVO II	Boutsen VDS Boutsen VDS	92	3:03:33.377	56.598	154.7	33	1:56.537	158.6
5 21 Magnus/Baert/Soulet Audi R8 LMS GT3 EVO II	ComToYou Racing ComToYou Racing	91	3:01:34.901	1 LAP	154.6	33	1:56.271	159.0
6 5 Fagg/de Haan/Macdonald McLaren 720S GT3 EVO	Optimum Motorsport Optimum Motorsport	89	3:01:37.248	3LAPS	151.1	6	1:56.269	159.0
Not classified								
57 Ward/Dontje/Ellis Mercedes-AMG GT3 EVO	Winward Racing Winward Racing	2	5:10.951	90LAPS	112.3			

Fastest lap of the class. Car 157 driver Marius Zug on lap 62. Time 1:55.615, average speed 159.9 km/h.

CLASS: Pro Cup

Started: 17

Classified: 15

Not Classified: 2

1 88 Marciello/Boguslavskiy/Gounon Mercedes-AMG GT3 EVO	AKKODIS ASP Team AKKODIS ASP Team	92	3:01:33.469		156.2	5	1:54.985	160.8
2 777 Engel/Stolz/Schiller Mercedes-AMG GT3 EVO	Mercedes-AMG Team AlManar GetSpeed	92	3:01:35.459	1.990	156.2	5	1:55.476	160.1
3 40 Feller/Drudi/Marschall Audi R8 LMS GT3 EVO II	Tresor Orange 1 Tresor Attempto Racing	92	3:01:51.217	17.748	156.0	61	1:55.526	160.0
4 25 Mies/Niederhauser/Gachet Audi R8 LMS GT3 EVO II	Sainteloc Junior Team Sainteloc Junior Team	92	3:02:02.952	29.483	155.8	63	1:55.443	160.1
5 96 Preining/Heinrich/Olsen Porsche 911 GT3 R (992)	Rutronik Racing Rutronik Racing	92	3:02:09.031	35.562	155.7	4	1:55.498	160.1
6 32 Vanthoor/van der Linde/Weerts BMW M4 GT3	Team WRT Team WRT	92	3:02:37.392	1:03.923	155.4	61	1:55.470	160.1
7 11 Haase/Pauwels/Vervisch Audi R8 LMS GT3 EVO II	ComToYou Racing ComToYou Racing	92	3:02:38.349	1:04.880	155.3	5	1:55.518	160.0
8 6 Mitchell/Mapelli/Perera Lamborghini Huracan GT3 EVO 2	K-Pax Racing K-Pax Racing	92	3:02:39.050	1:05.581	155.3	61	1:55.764	159.7
9 54 Güven/Müller/Engelhart Porsche 911 GT3 R (992)	Dinamic GT Dinamic GT	92	3:02:42.589	1:09.120	155.5	62	1:55.551	160.0
10 998 Hesse/Verhagen/Harper BMW M4 GT3	Rowe Racing Rowe Racing	92	3:02:53.618	1:20.149	155.2	61	1:55.856	159.6
11 159 Kjaergaard/Goethe/Kirchhöfer McLaren 720S GT3 EVO	Garage 59 Garage 59 Group	92	3:02:54.440	1:20.971	155.1	60	1:55.525	160.0
12 71 Rigon/Serra/Fuoco Ferrari 296 GT3	AF Corse - Francorchamps Motors AF Corse	92	3:02:55.144	1:21.675	155.1	69	1:56.027	159.3
13 98 Eng/Wittmann/Yelloly BMW M4 GT3	Rowe Racing Rowe Racing	92	3:03:13.819	1:40.350	154.8	4	1:55.965	159.4
14 51 Rovera/Shwartzman/Nielsen Ferrari 296 GT3	AF Corse - Francorchamps Motors AF Corse	91	3:01:36.106	1 LAP	154.7	67	1:56.161	159.2
15 46 Rossi/Farfus/Martin BMW M4 GT3	Team WRT Team WRT	66	2:12:18.803	26LAPS	153.9	60	1:55.673	159.8

Not classified

87 Ferrari/Drouet/Götz Mercedes-AMG GT3 EVO	Mercedes-AMG Team Akkodis ASP AKKODIS ASP Team	41	1:23:29.557	51LAPS	151.5	33	1:56.657	158.5
63 Bortolotti/Caldarelli/Pepper Lamborghini Huracan GT3 EVO 2	Iron Lynx Iron Lynx srl	9	18:30.436	83LAPS	150.2	4	1:56.567	158.6

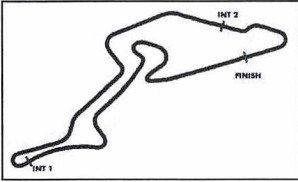
Fastest lap of the class. Car 88 driver Raffaele Marciello on lap 5. Time 1:54.985, average speed 160.8 km/h.

ver: 2.0

Page 2/ 3 printed: 30.7.2023 19:36



THANK YOU FOR CONSIDERING THE ENVIRONMENT BEFORE PRINTING THIS DOCUMENT



Nürburgring, Length: 5137m

Fanatec GT WorldChEU pwr by AWS Endurance Cup Round 6

Fanatec GTWorldChEU pwr by AWS Endurance Cup



Race

STEWARDS LOG NR 119/e Class Result List

Final Classification

30 July 2023 15:05:00

Nr. Drivers	Team	Laps	Total Time	Gap	Kph	Lap	Time	Kph
Car	Entrant							

CLASS: Pro-AM Cup

Started: 5 Classified: 4 Not Classified: 1

1	78 Collard/Lind Lamborghini Huracan GT3 EVO 2	Barwell Motorsport	91	3:03:05.143		153.5	62	1:55.267	160.4
2	24 Jacoma/Fontana/Leutwiler Porsche 911 GT3 R (992)	Car Collection Motorsport	90	3:02:16.276	1 LAP	152.4	62	1:56.439	158.8
3	38 Tan/Tutumlu Lopez/Miller Ferrari 296 GT3	ST Racing with Rinaldi	90	3:02:18.646	1 LAP	152.4	27	1:56.342	158.9
4	2 Bergstein/Lewandowski/Walker Mercedes-AMG GT3 EVO	GetSpeed	90	3:02:20.620	1 LAP	152.4	68	1:57.247	157.7

Not classified

888	Rougier/Creed Audi R8 LMS GT3 EVO II	CSA Racing	15	45:16.759	76LAPS	100.5	6	1:59.919	154.2
-----	---	------------	----	-----------	--------	-------	---	----------	-------

Fastest lap of the class. Car 78 driver Dennis Lind on lap 62. Time 1:55.267, average speed 160.4 km/h.

CLASS: Silver Cup

Started: 9 Classified: 9 Not Classified: 0

1	85 Schmid/Hites/van Berlo Lamborghini Huracan GT3 EVO 2	GRT Grasser Racing Team	92	3:03:15.068		154.9	29	1:55.385	160.2
2	99 Patrese/Delli Guanti/Aka Audi R8 LMS GT3 EVO II	Tresor Attempto Racing	92	3:03:18.698	3.630	154.9	33	1:55.805	159.6
3	12 Hezemans/Dejonghe/Hutchison Audi R8 LMS GT3 EVO II	ComToYou Racing	91	3:02:34.755	1 LAP	153.8	32	1:56.973	158.0
4	33 Leroux/Kingsley/Riegel Aston Martin Vantage GT3	Bullitt Racing	91	3:02:55.950	1 LAP	153.6	65	1:56.531	158.6
5	26 Demoustier/Evrard/Bastard Audi R8 LMS GT3 EVO II	Sainteloc Junior Team	91	3:03:18.431	1 LAP	153.3	30	1:57.048	157.9
6	10 Cola/Meyuhas/Gazeau Audi R8 LMS GT3 EVO II	Boutsen VDS	91	3:03:30.805	1 LAP	153.1	62	1:56.828	158.2
7	56 Sathienthirakul/Rappange/Di Amato Porsche 911 GT3 R (992)	Dinamic GT with Car Collection	90	3:01:58.888	2LAPS	152.6	63	1:56.877	158.2
8	58 Tweraser/Neary/Crestani Lamborghini Huracan GT3 EVO 2	GRT Grasser Racing Team	89	3:01:59.408	3LAPS	150.9	63	1:55.881	159.5
9	90 Nesov/Gustavsen/Perez Companc Mercedes-AMG GT3 EVO	Madpanda Motorsport	86	2:51:31.679	6LAPS	154.7	60	1:56.268	159.0

Fastest lap of the class. Car 85 driver Clemens Schmid on lap 29. Time 1:55.385, average speed 160.2 km/h.

Following stewards decision - 5s Pit Stop Penalty for the cars no. 93, 21, 35 - causing a collision

Following stewards decision - 10s Pit Stop Penalty for the car no. 51 - causing a collision

Following stewards decision - 5s Pit Stop Penalty for the car no. 58 - track limits

Following stewards decision - 10s Pit Stop Penalty for the car no. 38 - speeding in pitlane

Following stewards decision no. 41 - 15s Time Penalty for the car no. 54 - short pit stop

Following stewards decision no. 42 - 10s Pit Stop Penalty for the car no. 78 - speeding in pitlane

Following stewards decision - 5s Time Penalty for the car no. 26, 8, 9 - track limits

Following stewards decision no. 43, 44 - 5s Time Penalty for the car no. 33, 31 - causing a collision


Steward: Greg Masters

Steward: Luis Róby

Steward: Andy Witkowski

ver: 2.0

Page 3/ 3 printed: 30.7.2023 19:36



THANK YOU FOR CONSIDERING THE ENVIRONMENT BEFORE PRINTING THIS DOCUMENT