

2022

GUN RESPONSIBILITY LEGISLATIVE SCORECARD

LEGISLATIVE LEADERSHIP is more than just taking votes, that is why we're including evaluations on priority gun responsibility legislation, bill sponsorship, and legislative and community advocacy.

HOW WE GRADED


VOTES AND SPONSORSHIP - Grades reflect record of bills voted for or sponsored which increase community safety and responsibility, and against bills which move our state in the wrong direction.















BILLS EVALUATED - In spite of a second virtual session, lawmakers made significant progress on gun violence prevention. Policies we evaluated for this year's scorecard include:

- Prohibiting Weapons at Election-Related Offices - ESHB 1630
- Closing the Ghost Guns Loophole - ESHB 1705
- Peace Officers Use of Force - SHB 1735
- Encouraging Safe Storage - SHB 1759
- Updating Civil Protection Orders - SHB 1901
- Prohibiting Active Shooter Drills - SHB 1941
- Peace Officers Use of Force - ESHB 2037
- High Capacity Magazine Restrictions - ESSB 5078
- Voluntary Waiver Update - SB 5491
- Updating Standards for Law Enforcement to Detain or Pursue Persons- ESB 5919

LEGISLATIVE ADVOCACY - Grades reflect the degree to which legislators advocated for gun responsibility in committee, amongst colleagues, on the floor, and in Caucus.

COMMUNITY ADVOCACY - Grades reflect how deeply legislators engaged with constituents, community groups, and Alliance for Gun Responsibility partners to work towards greater gun responsibility.

 = Legislators who went the extra mile for gun safety, from meeting with constituents to speaking out in the press.

State Senate	LD	VOTE Grade	Sponsorship Grade	Legislative Grade	Community Grade	Overall Grade	Grade Trajectory
Derek Stanford	1	100.00%	10	20	20	A+	—
Jim McCune	2	21.05%	-	0	0	F	—
Andy Billig 	3	94.74%	-	20	20	A+	—
Mike Padden	4	21.05%	-	0	0	F	—
Mark Mullet	5	94.74%	10	20	20	A	—
Jeff Holy	6	21.05%	-	0	0	F	—
Shelly Short	7	21.05%	-	0	0	F	—
Sharon Brown	8	21.05%	-	0	0	F	—
Mark Schoesler	9	21.05%	-	0	0	F	—
Ron Muzzall	10	31.58%	-	0	0	F	—
Bob Hasegawa	11	100.00%	-	20	20	A+	
Brad Hawkins	12	31.58%	-	0	0	F	—
Judy Warnick	13	21.05%	-	0	0	F	—
Curtis King	14	21.05%	-	0	0	F	—
Jim Honeyford	15	21.05%	-	0	0	F	—
Perry Dozier	16	21.05%	-	0	0	F	—
Lynda Wilson	17	21.05%	-	0	0	F	—
Ann Rivers	18	31.58%	10	0	0	F	—
Jeff Wilson	19	21.05%	-	0	0	F	—
John Braun	20	21.05%	-	0	0	F	—
Marko Lias 	21	100.00%	15	20	20	A+	—
Sam Hunt	22	100.00%	10	20	20	A+	—
Christine Rolfes	23	94.74%	-	20	20	A	
Kevin Van De Wege	24	84.21%	-	20	20	A-	—
Chris Gildon	25	31.58%	-	0	0	F	—
Emily Randall	26	73.68%	-	20	20	B	
Yasmin Trudeau 	27	100.00%	-	20	20	A+	NA
T'wina Nobles	28	94.74%	12	20	20	A	
Steve Conway	29	89.47%	0	18	20	A	—
Claire Wilson	30	100.00%	12	20	20	A+	—
Phil Fortunato	31	21.05%	-	0	0	F	—
Jesse Salomon	32	94.74%	-	20	20	A	
Karen Keiser	33	97.37%	10	20	20	A+	—
Joe Nguyen	34	100.00%	12	20	20	A+	—
Tim Sheldon	35	42.11%	-	10	0	F	—
Reuven Carlyle	36	94.74%	-	20	20	A	
Rebecca Saldána	37	100.00%	12	20	20	A+	—
June Robinson	38	97.37%	-	20	20	A+	—
Keith Wagoner	39	31.58%	-	0	0	F	—
Liz Lovelett	40	100.00%	15	20	20	A+	—
Lisa Wellman	41	100.00%	-	20	20	A+	—
Simon Sefzik	42	42.11%	-	0	0	F	NA
Jamie Pedersen 	43	100.00%	15	20	20	A+	—
John Lovick	44	94.74%	10	20	20	A	NA
Manka Dhingra 	45	100.00%	15	20	20	A+	—
David Frockt 	46	84.21%	10	20	20	A+	—
Mona Das	47	100.00%	-	20	20	A+	—
Patty Kuderer 	48	100.00%	15	20	20	A+	—
Annette Cleveland	49	94.74%	-	20	20	A	



State Representative	LD	VOTE Grade	Sponsorship Grade	Legislative Grade	Community Grade	Overall Grade	Grade Trajectory
Davina Duerr	1	97.18%	12	15	15	A+	—
Shelley Kloba	1	97.18%	15	15	15	A+	—
Andrew Barkis	2	33.90%	-	5	0	F	—
J.T. Wilcox	2	11.30%	-	0	0	F	—
Marcus Riccelli	3	97.18%	10	15	15	A+	—
Timm Ormsby	3	97.18%	10	15	15	A+	—
Rob Chase	4	0.00%	-	0	0	F	—
Bob McCaslin	4	33.90%	-	5	0	F	—
Bill Ramos	5	97.18%	15	15	15	A+	📈
Lisa Callan	5	97.18%	15	15	15	A+	📈
Mike Volz	6	11.30%	-	0	0	F	—
Jenny Graham	6	11.30%	-	0	0	F	—
Jacquelin Maycumber	7	11.30%	-	0	0	F	—
Joel Kretz	7	45.20%	-	5	0	F	—
Brad Klippert	8	22.60%	-	5	0	F	—
Matt Boehnke	8	22.60%	-	5	0	F	—
Mary Dye	9	11.30%	-	0	0	F	—
Joe Schmick	9	22.60%	-	5	0	F	—
Greg Gilday	10	11.30%	-	0	0	F	—
Dave Paul	10	81.36%	-	13	15	A-	📉
David Hackney	11	97.18%	15	15	15	A+	—
Steve Bergquist	11	97.18%	15	15	15	A+	—
Keith Goehner	12	11.30%	-	0	0	F	—
Mike Steele	12	33.90%	-	5	0	F	—
Tom Dent	13	11.30%	-	0	0	F	—
Alex Ybarra	13	11.30%	-	0	0	F	—
Chris Corry	14	11.30%	-	0	0	F	—
Gina Mosbrucker	14	11.30%	-	0	0	F	—
Bruce Chandler	15	11.30%	-	0	0	F	—
Jeremie Dufault	15	11.30%	-	0	0	F	—
Mark Klicker	16	22.60%	-	5	0	F	—
Skyler Rude	16	33.90%	-	5	0	F	—
Vicki Kraft	17	0.00%	-	0	0	F	—
Paul Harris	17	22.60%	-	5	0	F	—
Brandon Vick	18	11.30%	-	0	0	F	—
Larry Hoff	18	22.60%	-	5	0	F	—
Jim Walsh	19	0.00%	-	0	0	F	—
Joel McEntire	19	0.00%	-	0	0	F	—
Peter Abbarno	20	22.60%	-	5	0	F	—
Ed Orcutt	20	33.90%	-	5	0	F	—
Strom Peterson	21	97.18%	15	15	15	A+	—
Lillian Ortiz-Self	21	97.18%	-	15	15	A	📉
Laurie Dolan	22	97.18%	12	15	15	A+	—
Jessica Bateman	22	97.18%	15	15	15	A+	—
Tarra Simmons	23	97.18%	10	15	15	A+	—
Drew Hansen	23	97.18%	-	15	15	A+	—
Mike Chapman	24	97.18%	10	15	15	A+	📈
Steve Tharinger	24	97.18%	15	15	15	A+	📈

State Representative	LD	VOTE Grade	Sponsorship Grade	Legislative Grade	Community Grade	Overall Grade	Grade Trajectory
Kelly Chambers	25	11.30%	-	0	0	F	—
Cyndy Jacobsen	25	22.60%	-	5	0	F	—
Jesse Young	26	22.60%	-	5	0	F-	📉
Michelle Caldier	26	22.60%	-	5	0	F	—
Laurie Jinkins	27	97.18%	-	15	15	A+	—
Jake Fey	27	97.18%	-	15	15	A	📉
Mari Leavitt	28	97.18%	-	15	15	A	📉
Dan Bronoske	28	97.18%	-	15	15	A	—
Melanie Morgan	29	97.18%	-	15	15	A	📉
Steve Kirby	29	85.88%	-	7	10	B+	📉
Jamila Taylor	30	97.18%	15	15	15	A+	—
Jesse Johnson	30	100.00%	10	15	15	A+	—
Drew Stokesbary	31	22.60%	-	5	0	F	—
Eric Robertson	31	11.30%	-	0	0	F	—
Cindy Ryu	32	97.18%	15	15	15	A+	—
Lauren Davis	32	97.18%	15	15	15	A+	—
Tina Orwall	33	97.18%	-	15	15	A	📉
Mia Gregerson	33	97.18%	-	15	15	A	📉
Eileen Cody	34	97.18%	12	15	15	A+	—
Joe Fitzgibbon	34	100.00%	12	15	15	A+	—
Dan Griffey	35	22.60%	-	5	0	F	—
Drew MacEwen	35	22.60%	-	5	0	F	—
Noel Frame	36	100.00%	15	15	15	A+	—
Liz Berry	36	100.00%	15	15	15	A+	—
Sharon Tomiko Santos	37	100.00%	15	15	15	A+	—
Kirsten Harris-Talley	37	88.70%	15	7	10	B-	📉
Emily Wicks	38	97.18%	12	15	15	A+	—
Mike Sells	38	97.18%	12	15	15	A+	—
Robert Sutherland	39	11.30%	-	0	0	F	—
Carolyn Eslick	39	22.60%	-	5	0	F	—
Debra Lekanoff	40	97.18%	-	15	15	A	📉
Alex Ramel	40	97.18%	15	15	15	A+	📈
Tana Senn	41	97.18%	15	15	10	A+	—
My-Linh Thai	41	100.00%	-	15	15	A+	—
Alicia Rule	42	94.92%	-	12	15	A	📈
Sharon Shewmake	42	97.18%	-	14	15	A	📈
Nicole Macri	43	100.00%	15	15	15	A+	—
Frank Chopp	43	100.00%	-	15	15	A+	—
Brandy Donaghy	44	97.18%	-	15	15	A	NA
April Berg	44	97.18%	15	15	15	A+	📈
Roger Goodman	45	97.18%	15	15	15	A+	—
Larry Springer	45	97.18%	10	15	15	A+	📈
Gerry Pollet	46	100.00%	15	15	15	A+	—
Javier Valdez	46	100.00%	15	15	15	A+	—
Debra Entenman	47	100.00%	-	15	15	A+	📈
Pat Sullivan	47	97.18%	10	15	15	A+	—
Vandana Slatter	48	97.18%	15	15	15	A+	—
Amy Walen	48	97.18%	15	15	15	A+	—
Sharon Wylie	49	97.18%	10	15	15	A+	—
Monica Jurado Stonier	49	97.18%	-	15	15	A	📉

